


# EDELMA<sup>®</sup>

## 1995 & Older Applications **POWER STEERING HOSES & REPAIR KITS**

- Pressure & Return Hoses
- Steering Component Repair Kits



# TABLE OF CONTENTS

|  |                   |
|--|-------------------|
| <b>Limited Warranty Information/Toll Free Number</b> | A2                |
| <b>Replacement “O” Ring Assortment</b>               | A3                |
| <b>How to Service Power Steering</b>                 | A4-A5             |
| <b>Installation Procedure</b>                        | A6                |
| <b>Power Steering Repair Kit Contents</b>            | A7-A11            |
| <b>Power Steering Systems</b>                        | A12-A13           |
| <b>Pump and Gear Identification</b>                  | A14-A15           |
| <b>System and Component Identification</b>           | A16-A23           |
| <b>Alphabetical Listings</b>                         |                   |
| Passenger Cars                                       | 1-208             |
| Light Trucks   | 209-329           |
| Typical International & Navistar Steering            | 330               |
| Medium/Heavy Duty Trucks                             | 331-399           |
| Buses  | 400-408           |
| <b>Numerical Listing for Hose Assemblies</b>         | 409-511           |
| Repair Kit Contents                                  | 512-513           |
| Repair Kits Passenger Cars and Light Trucks          | 514-715           |
| Repair Kits Medium/Heavy Trucks and Buses            | 716-779           |
| <b>Numerical Listing for Repair Kits</b>             | 780-810           |
| <b>Pressure Hose Illustrations</b>                   | I1-I90            |
| <b>Power Steering Troubleshooting</b>                | Inside Back Cover |

# POWER STEERING HOSE

## Replacement “O” Ring Assortment

Ideal for Jobbers and Installers for replacing “O” Rings and seals. Replacement components are available by ordering part numbers in content lists below.

### NEW – 70011 – Replacement “O” Ring / Seal / Gasket / Plug Assortment

#### CONTENTS:



| Part Number | Size     | Description           | Quantity |
|-------------|----------|-----------------------|----------|
| 70001       | 5/16"    | Standard “O” Ring     | 25       |
| 70002       | 3/8"     | Viton “O” Ring        | 25       |
| 70003       | 3/8"     | Standard “O” Ring     | 25       |
| 70004       | 9/16"–18 | Type II Teflon Seals  | 25       |
| 70005       | 16mm     | Type III Teflon Seals | 25       |
| 70006       | 14mm     | Copper Washer         | 12       |
| 70007       | 16mm     | Copper Washer         | 12       |
| 70008-NEW   | 3/8"–24  | Switch Socket Plug    | 5        |

## Power Steering Tech-Tips

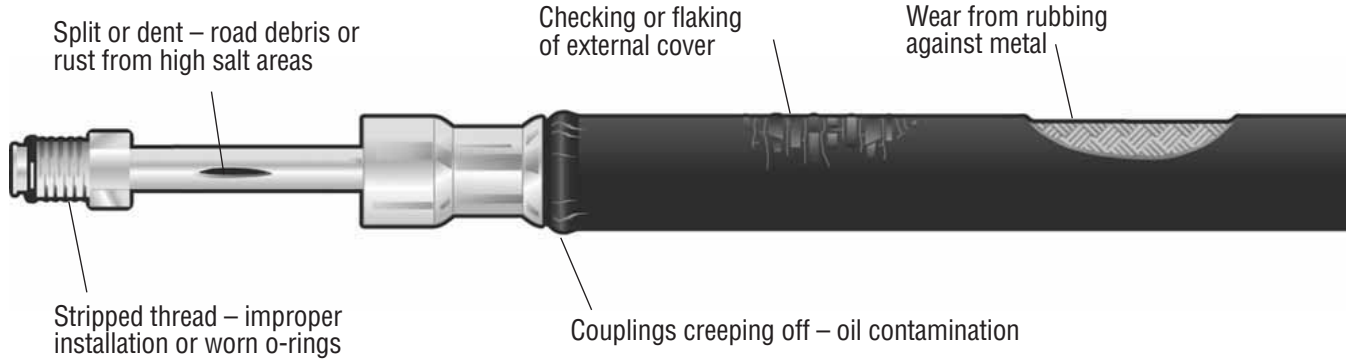
### Power Steering Hose Change and System Flush

- Remove hose using open-end wrench or screwdriver.
- Install new hose, hand thread fitting and tighten with open-end wrench.
- Disconnect return line at pump and point to drain pan. Cover pump tube with cap.
- Fill reservoir and start engine.
- Turn wheel side to side, filling reservoir as needed until fluid is clear.
- Stop engine. Remove cap, connect return line and re-check fluid level.

**It is always recommended that you replace your return line when replacing a pressure hose. Failure to do so could result in further system damage.**

# SERVICING YOUR

## Identifying Power Steering Problems



### Probable Causes

| Symptom                               | Low Tire Pressure                 | High Internal Leak (Pump or Gear) | Pump Belt Loose   | Flow Control Valve Sticking         | Low Oil In Reservoir    | Air In System          | Front End Mis-aligned | Steering Linkage/ Coupler Damaged      | Restriction In System                 |
|---------------------------------------|-----------------------------------|-----------------------------------|-------------------|-------------------------------------|-------------------------|------------------------|-----------------------|--|---------------------------------------|
| Hard Steering                         | ●                                 | ●                                 | ●                 | ●                                   | ●                       |                        | ●                     |  |                                       |
| Increased Effort                      |                                   | ●                                 | ●                 |                                     | ●                       |                        |                       |  | ●                                     |
| Wheel Jerks at Low Speeds             |                                   |                                   | ●                 | ●                                   | ●                       | ●                      |                       |  |                                       |
| Loose Steering or Excess Wheel Return |                                   |                                   |                   |                                     |                         |                        | ●                     | ●                                      |                                       |
| Vehicle Wanders from Side to Side     |                                   |                                   |                   |                                     |                         |                        | ●                     | ●                                      |                                       |
| Poor Wheel Return                     | ●                                 |                                   |                   |                                     |                         |                        | ●                     |  |                                       |
|                                       | Fill Tire To Recommended Pressure | Replace Gear Or Pump              | Tighten Pump Belt | Remove Valve Buff Clean And Replace | Fill Reservoir With Oil | Flush And Bleed System | Realign               | Replace Ball-Studs Tie-Rods Or Linkage | Flush System Check Hoses For Blockage |

### Probable Solutions

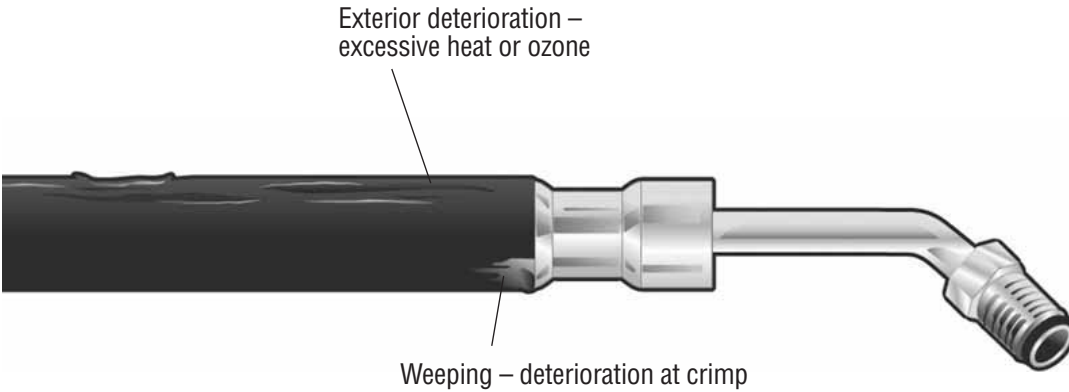
## Physical Problems

### Guidelines for Inspection

- Brittleness or hardness — an early sign of internal wear. The hose has lost its ability to absorb pressure surges.
- Soft, spongy hose — A more serious sign of wear, indicating advanced internal deterioration and probably leakage.
- Leakage of power steering fluid — easily detected by visual inspection of hose at fittings.
- External wear and abrasion — caused by contact with manifold or other engine parts; calls for replacement and realignment of hose.
- Thick, sludgy fluid in pump reservoir — indicates internal hose wear and need for a complete flush of system.



# POWER STEERING HOSE



## Probable Causes

| Symptom       | Flow Control Valve Sticking         | Low Oil In Reservoir    | Air In System          | Damper “O” Ring On Spool Valve Cut | Restriction In System                  | Scored Pump Shaft Bushing/Bearing | Scored Pump Plate | Wear On Cam Ring |
|---------------|-------------------------------------|-------------------------|------------------------|------------------------------------|--|-----------------------------------|-------------------|------------------|
| Gear Squawk   |                                     |                         |                        | ●                                  |  |                                   |                   |                  |
| Growling      |                                     | ●                       | ●                      |                                    | ●                                      | ●                                 | ●                 | ●                |
| Hissing Noise | ●                                   |                         | ●                      |                                    |  |                                   |                   |                  |
| Groan         |                                     | ●                       | ●                      |                                    |  |                                   |                   |                  |
| Swish in Pump | ●                                   |                         |                        |                                    |  |                                   |                   |                  |
| Whine in Pump |                                     | ●                       | ●                      |                                    |  | ●                                 |                   |                  |
|               | Remove Valve Buff Clean And Replace | Fill Reservoir With Oil | Flush And Bleed System | Replace “O” Ring                   | Flush System, Check Hoses For Blockage | Replace Bushing                   | Replace Pump      | Replace Pump     |

## Probable Solutions

### Audible Problems

#### Maintenance and Causes of Wear

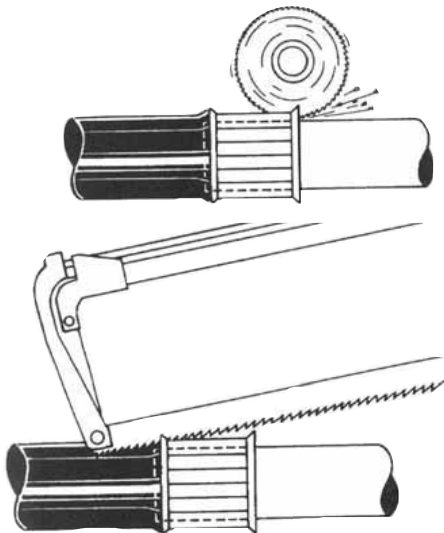
- Inspection of power steering hose eliminates expensive repairing or replacing of the pump or other components.
- Hoses should be replaced after 20,000 – 24,000 miles as preventive maintenance.
- High temperature pulsations cause power steering hoses to deteriorate from the inside. The constant flexing and pressure surges result in the breaking off of small particles of hose, which are carried through the system, and can lead to system malfunction.

# INSTALLATION PROCEDURE

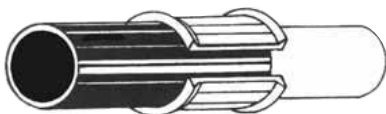
## Installation Procedure for Replacing Crimped or Ferruled Power Steering Return Line Assemblies

**Note:** This is ONLY for return line assemblies and will not work for pressure assemblies.

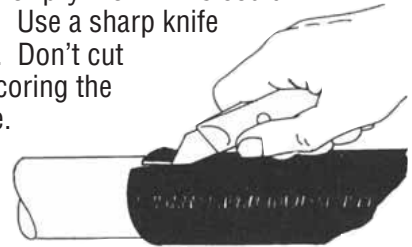
1. Locate hose to be replaced. If possible, for easier access, remove assembly from vehicle. Locate ferrule attaching hose to the assembly.
2. If assembly is removed from vehicle, clamp it with a vise or to a stationary object, such as a table. BE CAREFUL, do not distort assembly when clamping.
3. Using a hacksaw, dremmel tool or other cutting-type tool, carefully cut the ferrule lengthwise, slitting the ferrule from end to end. **IMPORTANT:** Cut only the ferrule. Cutting through the hose can damage the tube or nipple surface. **CAUTION: ALWAYS WEAR EYE PROTECTION WHEN USING A ROTOR TOOL.**




4. After ferrule is split, spread it open and remove from assembly.



5. Remove ferrule and existing hose. If hose is stuck don't force or pry it off. This could damage the nipple. Use a sharp knife to cut or peel it off. Don't cut too deep – avoid scoring the tube/nipple surface.



6. Check nipple for damage and clean nipple with a wire brush to assure a smooth sealing surface.



7. Install new hose and secure with new clamps. Lubricating hose with coolant makes installation over nipple easier. Position new clamp over hose between raised bead and exposed tube surfaces. See below. Tighten clamp to recommended specifications.



8. Reinstall assembly. With engine at operating temperature, check for leaks and tighten clamps as needed.

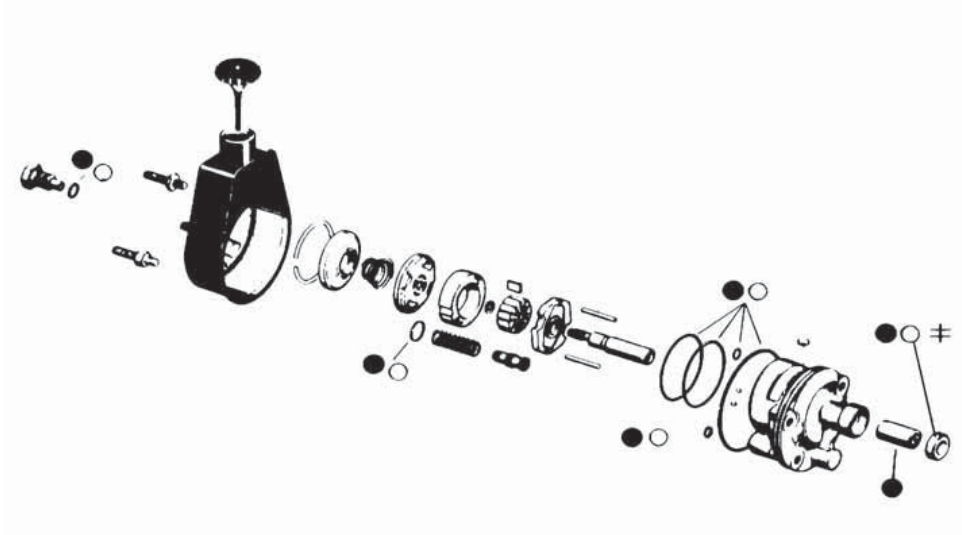
# POWER STEERING REPAIR KIT CONTENTS

## (Excludes Rack & Pinion)

All repair kits are supplied with detailed instruction sheets including exploded view illustrations and step by step service procedures.

(Parts may vary by type)

## REPAIR KITS FOR POWER STEERING PUMPS



### ● **Parts included with complete rebuilding kit:**

- Housing “O” rings
- External reservoir “O” rings
- Pressure union “O” ring fittings
- Drive shaft bushing/bearing
- Drive shaft seal

### ○ **Parts included with Pump Seal kit:**

- All above excluding drive shaft bushing/bearing

### ‡ **Parts included with drive shaft seal kit:**

- Drive shaft seal only

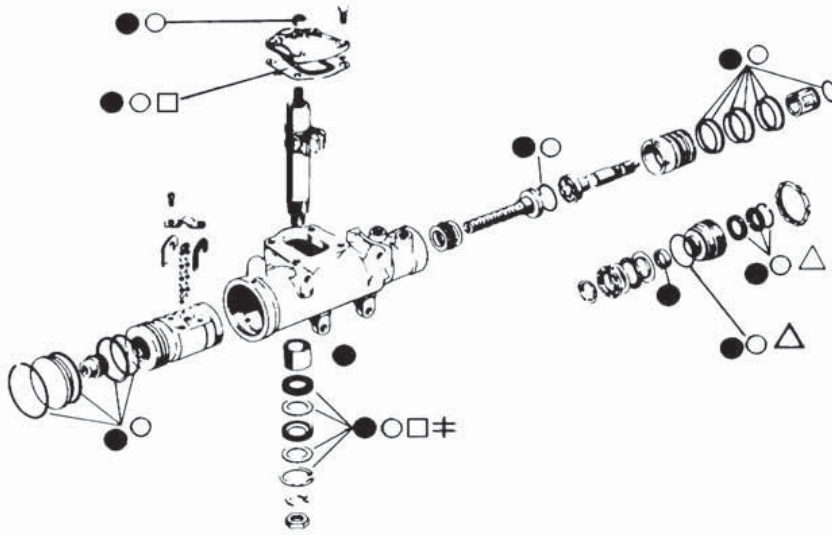
Power steering pump parts **NOT** available in above kits:

- Hard parts like vanes, rotors, shaft, cam ring, plates or slippers

# POWER STEERING REPAIR KIT CONTENTS – cont.

(Excludes Rack & Pinion)

## REPAIR KITS FOR POWER STEERING GEARS



● **Parts included with complete rebuilding kit:**

- Pitman shaft bearing (most kits)
- Input shaft bearing (most kits)
- Teflon seals (for piston and spool valve)
- Pitman shaft seals, snap ring, input shaft seals, dust covers
- “O” rings
- Housing “O” rings

○ **Parts included with gear seal kit:**

- All above excluding Pitman & input shaft bearings

△ **Parts included with input shaft seal kit:**

- Input shaft seal
- Dust cover
- Snap ring

□ **Parts included with complete Pitman shaft seal kit:**

- Housing cover “O” ring
- Pitman shaft & seals (number of seals may vary)
- Dust cover

≠ **Parts included with lower Pitman shaft seal kit:**

- All above excluding housing cover “O” ring

Power steering gear parts **NOT** available in above kits:

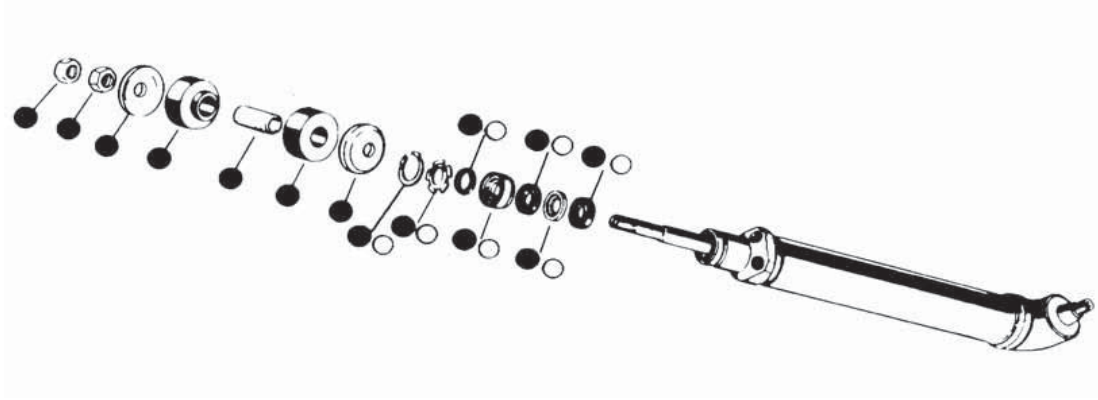
- Piston
- Ball bearings, Pitman shaft, piston, spool valve assembly
- Adjuster plug, housing cover



# POWER STEERING REPAIR KIT CONTENTS – cont.

(Excludes Rack & Pinion)

## REPAIR KITS FOR POWER CYLINDERS



● **Parts included with complete rebuilding kit:**

- Cylinder rod seals
- Washers
- Cylinder rod grommets (link cylinder to frame)
- Spacers
- Cylinder rod boot (not in all kits)

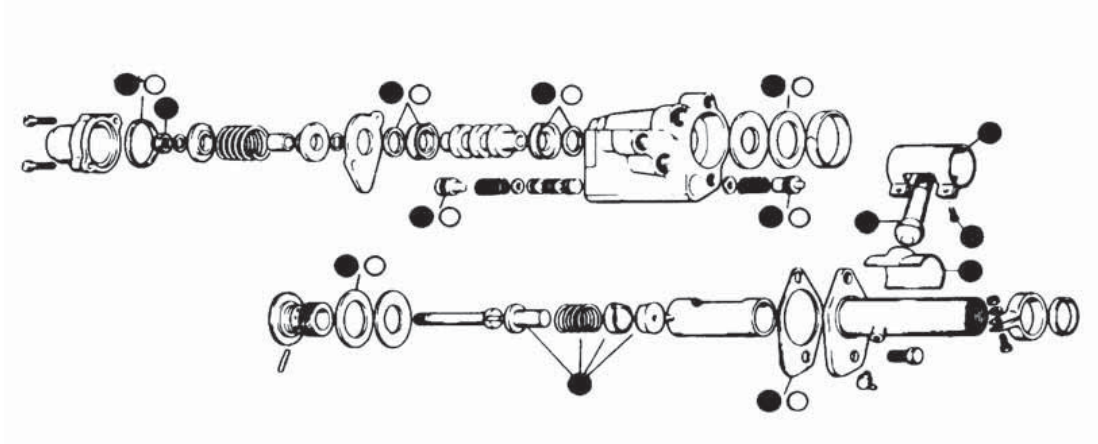
○ **Parts included with Pitman rod seal kit:**

- Snap rings
- Copper washer
- Seal
- Metal washer
- Gasket

# POWER STEERING REPAIR KIT CONTENTS – cont.

(Excludes Rack & Pinion)

## REPAIR KITS FOR POWER CONTROL VALVES



● **Parts included with complete rebuilding kit:**

- Dust clamp and boot
- Ball stud, ball stud seat and spring
- Cap gasket, gaskets and spool seals
- Adjusting nut
- Bumper spool stop

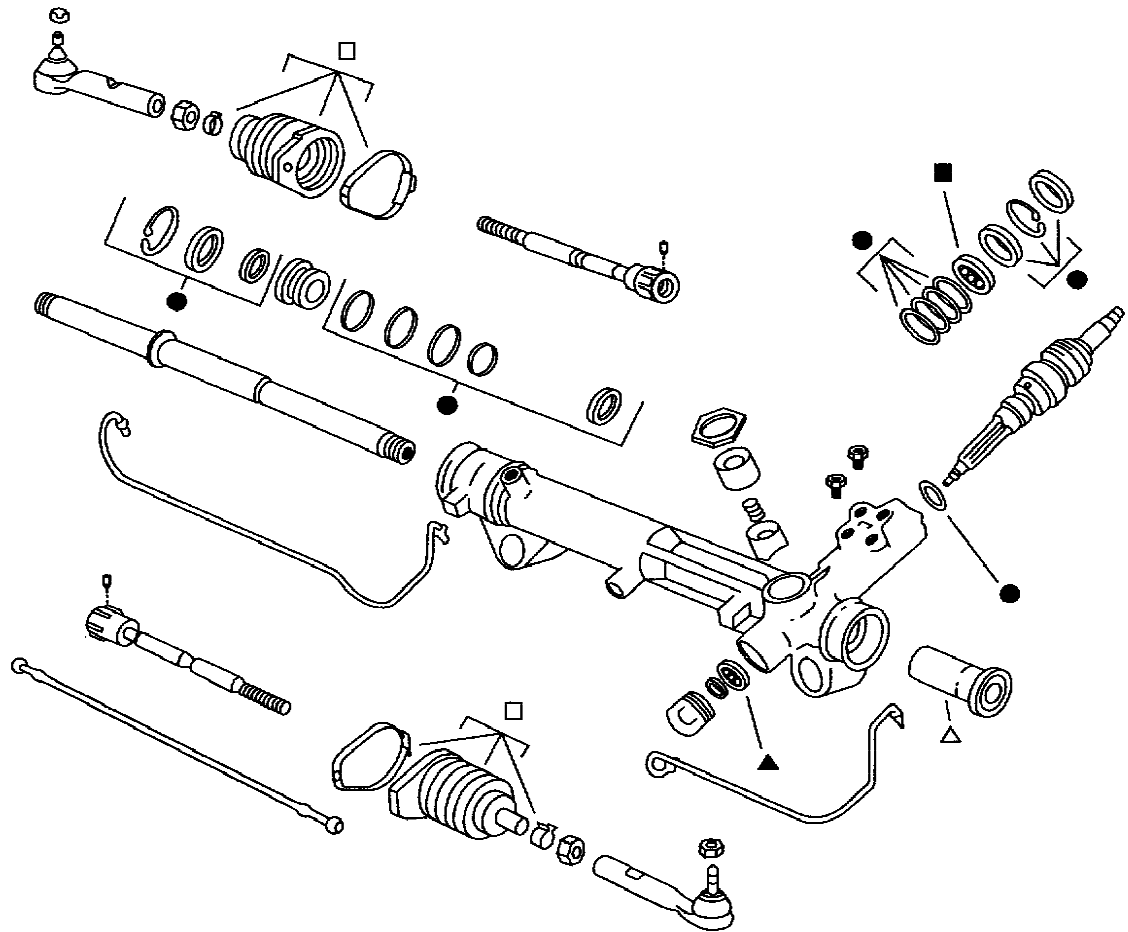
○ **Parts included with control valve seal kit:**

- Spool seals
- “O” rings and bushings
- Housing and valve housing “O” rings, seals and gaskets

# POWER STEERING REPAIR KIT CONTENTS – cont.

(For Rack & Pinion)

## REPAIR KITS FOR RACK AND PINION



● **Parts included with complete seal kit:**

Contains the seals and miscellaneous hardware necessary for a complete rebuild.

- Teflon seals
- Rubber seals
- “O” rings
- Snap rings and washers

■ **Parts included with upper pinion bearing kit:**

Designed for specific repair of the pinion/hydraulic valve assembly within the rack and pinion unit.

- Bearings

▲ **Parts included with lower pinion bearing kit:**

Designed for specific repair of the pinion/hydraulic valve assembly within the rack and pinion unit.

- Bearings

□ **Parts included with bellow kit:**

Sold separately as left and right bellow kit.

- Bellows
- Clamps

△ **Parts included with mounting kit:**

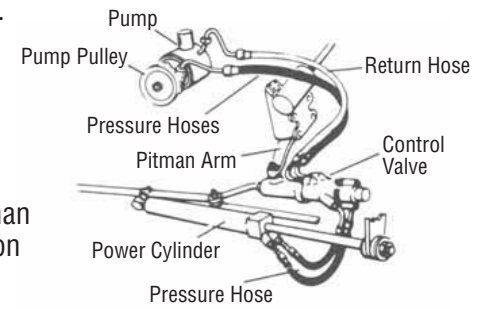
Contains the bushing and hardware necessary to restore stability and absorb vibration.

- Bushings

# POWER STEERING SYSTEMS

SYSTEM  
PUMP &  
GEAR  
IDENT.

There are five major systems using power steering hose assemblies: Linkage (or Booster), Power As-



## Linkage (Booster) System

- **3 Pressure Hose Assemblies**
- **1 Return Hose Assembly**

A pump supplies hydraulic pressure to control valve attached to pitman arm. This valve senses movement of steering wheel in either direction and directs the proper amount of fluid pressure to power cylinder.

SYSTEM &  
COMPONENT  
IDENT.

PASS.  
CARS

The power cylinder is attached to car's frame on one end and to intermediate rod on the other end.

As fluid pressure is applied to one end or the other of power cylinder, it "pushes" or "pulls" intermediate rod to effect steering boost.

LIGHT  
TRUCKS

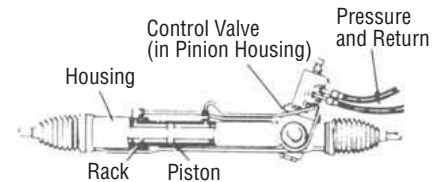
Spent fluid is returned to pump reservoir via return line hose.

This system is found in Fords, Mercurys, early Chevrolets and late model Corvettes.

## Power-Assisted Rack and Pinion System

- **1 Pressure Hose Assembly**
- **1 Return Hose Assembly**

This system is similar to integral type in that the power cylinder and control valve are in the same housing.



MEDIUM/  
HEAVY  
TRUCKS

BUSES

The power piston is actually part of the rack and the rack housing acts as the cylinder. The control valve is located in pinion housing.

Rotation of steering wheel (pinion) turns valve to direct hydraulic pressure to either end of rack piston.

HOSE  
NUMERICAL

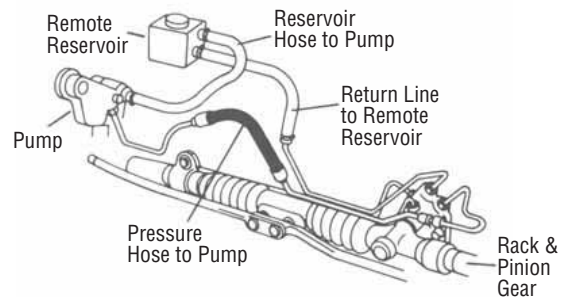
Spent fluid is returned to pump reservoir via return line hose.

This type of system is found on many import cars and light trucks and some late model U.S. cars.

## Remote Reservoir System

- **1 Pressure Hose Assembly**
- **1 Return Hose Assembly**
- **1 Reservoir Hose**

This system is common on many small, front wheel drive vehicles and vans.



REPAIR  
KITS

KIT  
NUMERICAL

Car manufacturers use remote reservoirs to maximize space under the hood.

Fluid is transported from reservoir to pump through the reservoir hose.

ILLUSTRATIONS

The pump then supplies the pressure to transport fluid through the system and returns it to the remote reservoir.



# POWER STEERING SYSTEMS

## Hydro-Boost System

- 2 Pressure Hose Assemblies
- 3 Return Hose Assemblies

In this system, hydraulic pressure is supplied by power steering pump to activate a power brake booster system (in contrast to conventional vacuum-assisted power brake).

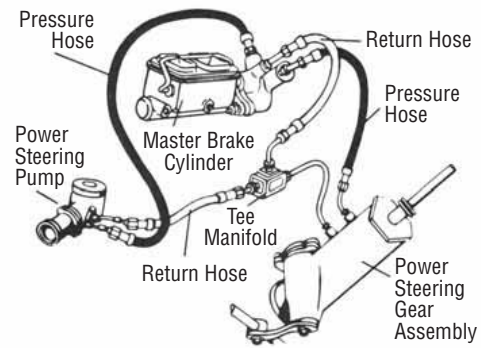
This system has a valve assembly which meters power steering pump pressure to a brake booster pressure chamber connected to brake master cylinder.

Movement of brake pedal actuates system to provide a variable boost to pedal force required to stop the car.

In addition to normal pressure and return lines used in this system, additional pressure and return lines are utilized from pump to brake master cylinder.

Vehicles using this system are late model Thunderbirds, Lincolns and Mercurys, some late model GM passenger cars and light trucks.

NOTE: Before installing a Hydro-Boost hose assembly, pump brake pedal several times to reduce pressure in the system's accumulator.



## Integral System

- 1 Pressure Hose Assembly
- 1 Return Hose Assembly

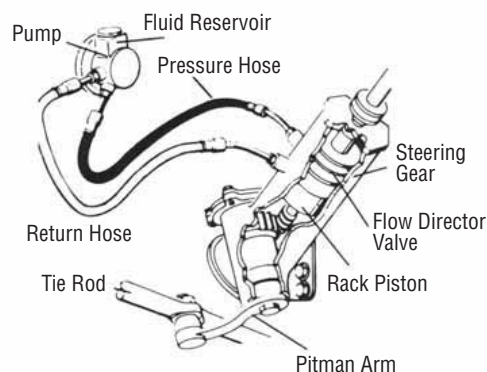
The power cylinder and control valve functions are combined into one unit located at the end of the steering column.

Here, a pressure flow director valve senses movement of steering wheel and directs pressure to one side or the other of a rack piston (which is geared to pitman arm shaft).

As the rack piston moves up or down under pressure, it applies needed boost to pitman arm. This turns the wheels.

Spent fluid is returned to pump reservoir via return line hose.

Vehicles using this system are late model GM cars and light trucks, Chrysler and Plymouth standard sizes, late model Fords, Lincolns and Mercurys.



SYSTEM  
PUMP &  
GEAR  
IDENT.

SYSTEM &  
COM-  
PONENT  
IDENT.

PASS.  
CARS

LIGHT  
TRUCKS

MEDIUM/  
HEAVY  
TRUCKS

BUSES

HOSE  
NUMER-  
ICAL

REPAIR  
KITS

KIT  
NUMER-  
ICAL

ILLUST-  
RATIONS

# POWER STEERING PUMPS AND STEERING GEARS

SYSTEM  
PUMP &  
GEAR  
IDENT.

The diagrams below illustrate typical power steering pumps and steering gears found in heavy-duty vehicles. This information is for reference only to afford mechanics the means to easily identify these units.

Star/alpha character footnotes in the application listings refer to appropriate pump and gear group.

SYSTEM &  
COM-  
PONENT  
IDENT.

PASS.  
CARS

LIGHT  
TRUCKS

MEDIUM/  
HEAVY  
TRUCKS

BUSES

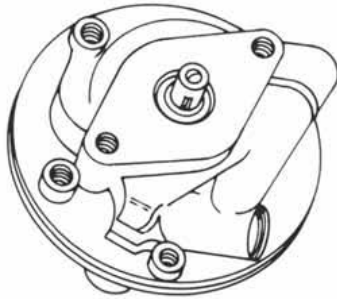
HOSE  
NUMER-  
ICAL

REPAIR  
KITS

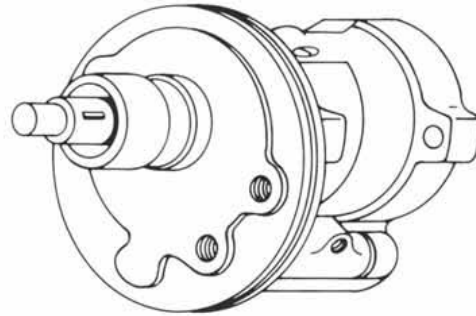
KIT  
NUMER-  
ICAL

ILLUST-  
RATIONS

**(E)**  
Eaton Model "B" Pump

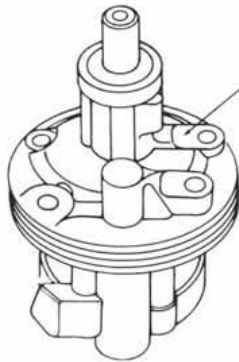


**(F)**  
Saginaw Model "143" Pump

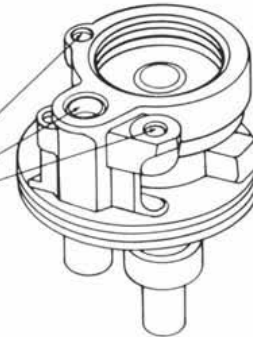


Casting Nos. 5692687, 7812808  
Shaft Measures 3/8" at Pulley Surface

**(G)**  
Saginaw Vane-Type Pump



If stamped "x" or "metric" appears on this pad use thicker square cut O-ring seals included in Kit 7910/7918. Disregard other letters or numbers.




Square cut  
O-ring seal locations

Saginaw Pump O-rings



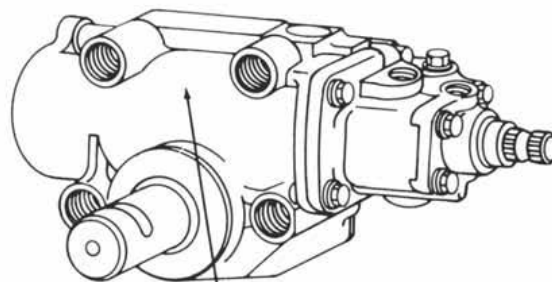
Included in Kit

**(H)**  
Saginaw Gear - Integral  
Model 710 Dual Piston



Casting Nos. 7813161, 7830389, 26002502

**(J)**  
TRW/ROSS Model HF54 Gear



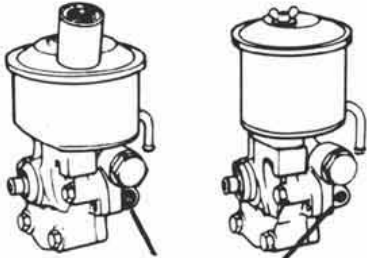

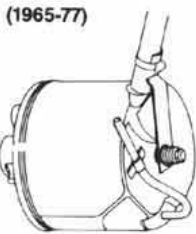
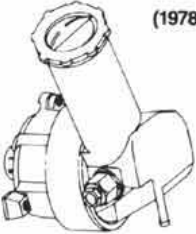
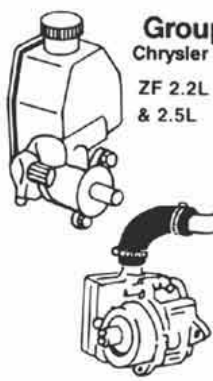
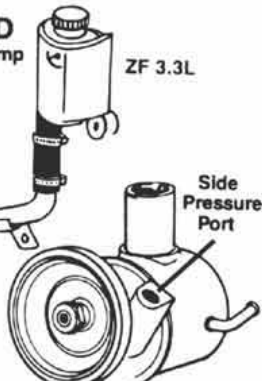

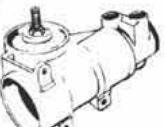
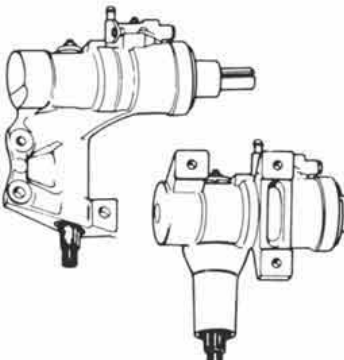
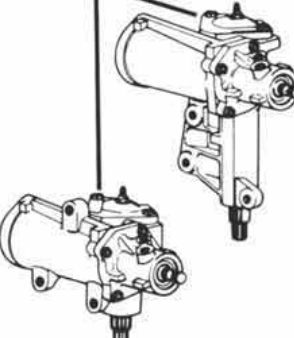
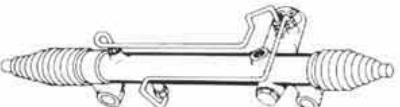

Casting No. HF54\*\*\*\*  
Check Casting Number for Proper Series

Note: Casting numbers, where listed, are for use in helping identify the unit and may not be complete.

# POWER STEERING PUMPS AND STEERING GEARS

These diagrams show typical automobile pumps and steering gears. This information is provided for reference only in order to afford mechanics the means to easily identify these units.

Refer to the "Figure" column in the Application Section. The letters in that column refer to pumps and steering gears.

|   |  |   |
|---|--|---|
| <p><b>Group A</b><br/>Eaton Pumps</p>  <p>Pressure Port</p>  | <p><b>Group B</b><br/>Saginaw Pumps<br/>(Rear Pressure Ports)</p>    |   |
| <p><b>Group C</b><br/>Ford Pumps</p> <p>(1965-77)</p>  <p>Metal Reservoir</p> <p>(1978 &amp; Up)</p>  <p>Plastic Reservoir</p>  | <p><b>Group D</b><br/>Chrysler Pump<br/>ZF 2.2L &amp; 2.5L</p>  <p>ZF 3.3L</p>  <p>Side Pressure Port</p> |   |
| <p><b>Group N</b><br/>Saginaw Steering Gear</p>  <p>4-Bolt Housing Cover</p>  <p>Ring Retained Housing Cover</p> <p>1st Design W/L In Casting #<br/>2nd Design W/O L in Casting #</p> | <p><b>Group O</b><br/>Chrysler Steering Gear</p>    | <p><b>Group P</b><br/>Ford Steering Gear<br/>(2-Bolt Housing Cover)</p>  |
| <p><b>Group Q</b><br/>Ford Rack &amp; Pinion Gear</p>    | <p><b>Group R</b><br/>TRW Rack &amp; Pinion Gear</p>   |   |

SYSTEM  
PUMP &  
GEAR  
IDENT.

SYSTEM &  
COM-  
PONENT  
IDENT.

PASS.  
CARS

LIGHT  
TRUCKS

MEDIUM/  
HEAVY  
TRUCKS

BUSES

HOSE  
NUMER-  
ICAL

REPAIR  
KITS

KIT  
NUMER-  
ICAL

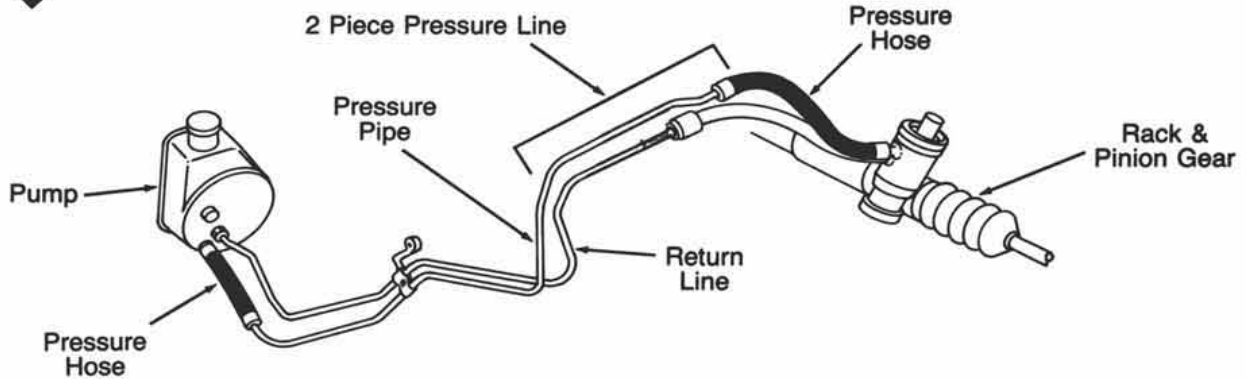
ILLUST-  
RATIONS

# SYSTEM AND COMPONENT IDENTIFICATION

SYSTEM  
PUMP &  
GEAR  
IDENT.

1

## Typical General Motors A, X Body Power Steering System



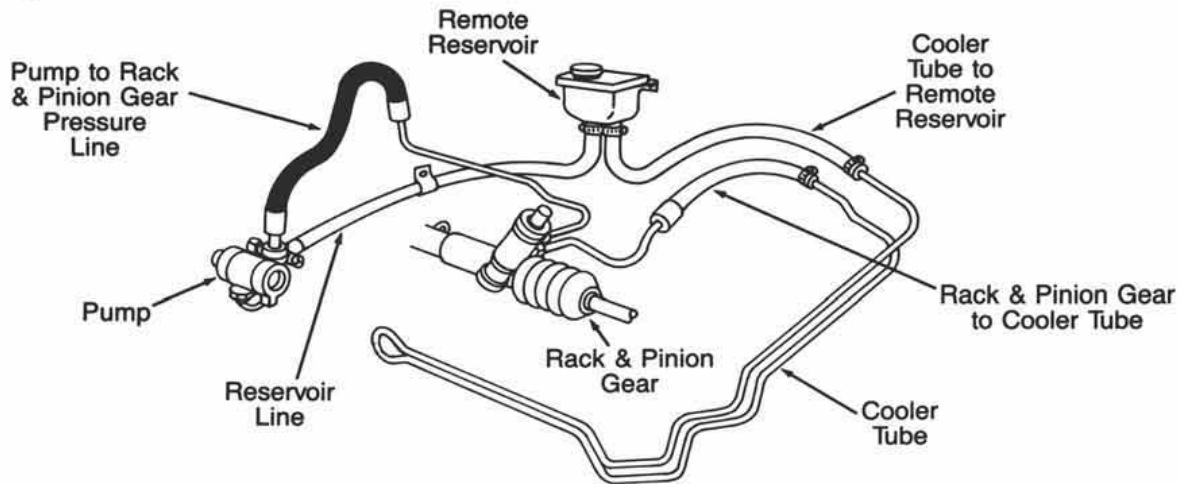
SYSTEM &  
COMPONENT  
IDENT.

PASS.  
CARS

LIGHT  
TRUCKS

2

## Typical General Motors C, J Body System with Remote Reservoir and Cooler Tube



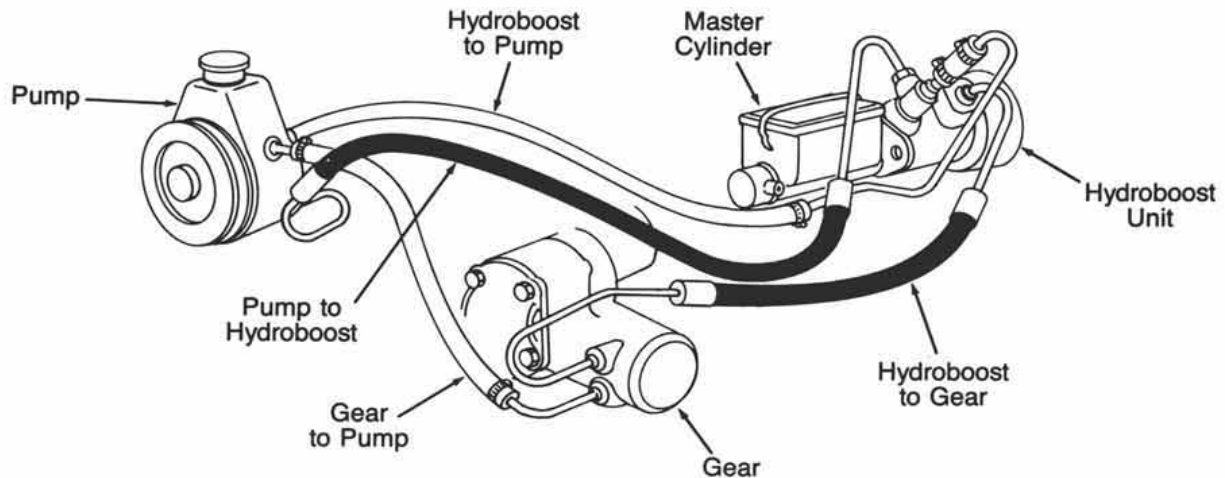
MEDIUM/  
HEAVY  
TRUCKS

BUSES

HOSE  
NUMERICAL

3

## Typical General Motors Hydroboost System



REPAIR  
KITS

KIT  
NUMERICAL

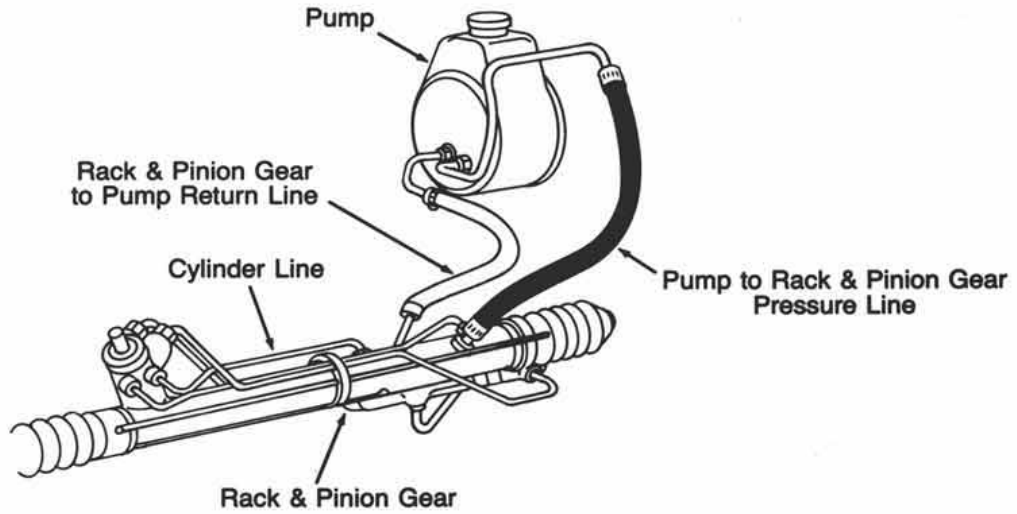
ILLUSTRATIONS



# SYSTEM AND COMPONENT IDENTIFICATION – cont.

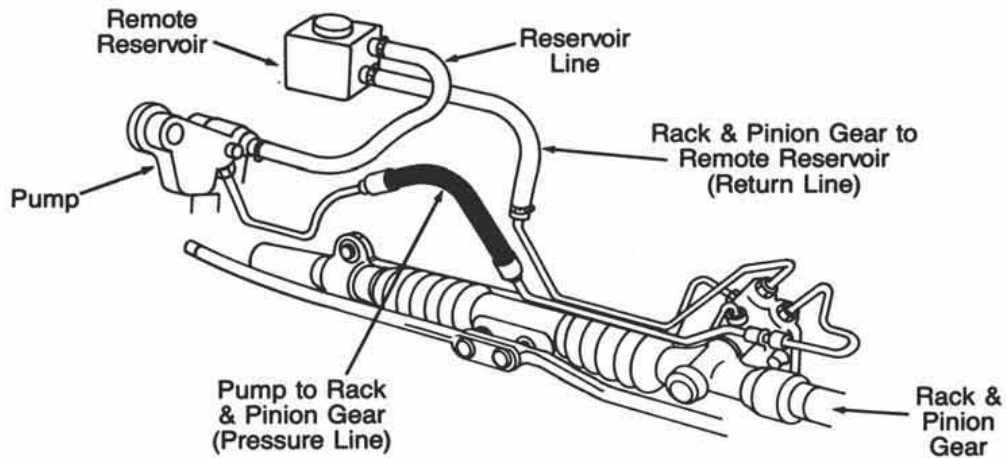
4

## Typical Power Steering System With Rack & Pinion



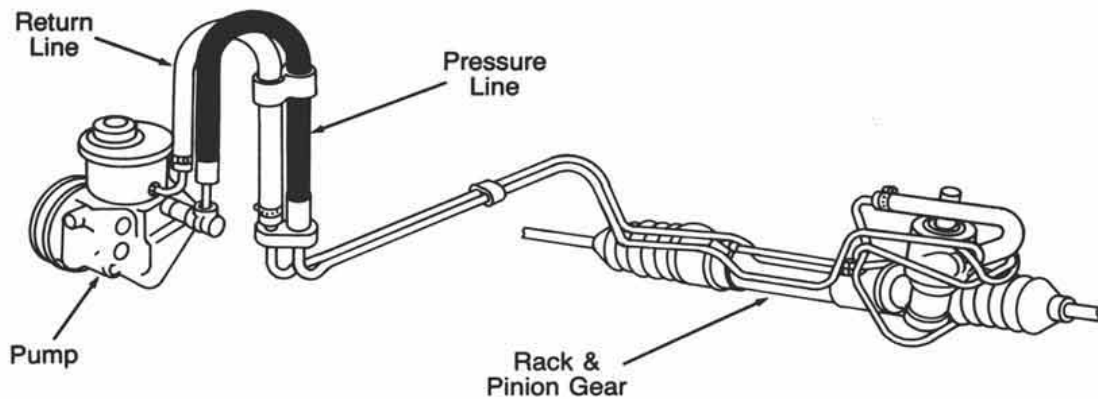
5

## Typical Remote Reservoir System With Rack & Pinion



6

## Typical Nissan Power Steering System Without Remote Reservoir



SYSTEM  
PUMP &  
GEAR  
IDENT.

SYSTEM &  
COM-  
PONENT  
IDENT.

PASS.  
CARS

LIGHT  
TRUCKS

MEDIUM/  
HEAVY  
TRUCKS

BUSES

HOSE  
NUMER-  
ICAL

REPAIR  
KITS

KIT  
NUMER-  
ICAL

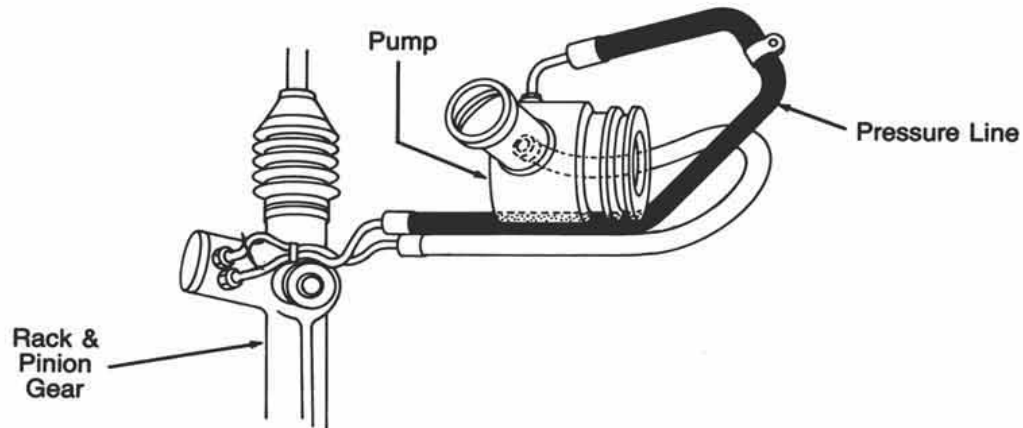
ILLUST-  
RATIONS

# SYSTEM AND COMPONENT IDENTIFICATION – cont.

SYSTEM  
PUMP &  
GEAR  
IDENT.

7

## Typical Ford Power Steering System Without Cooler Tube



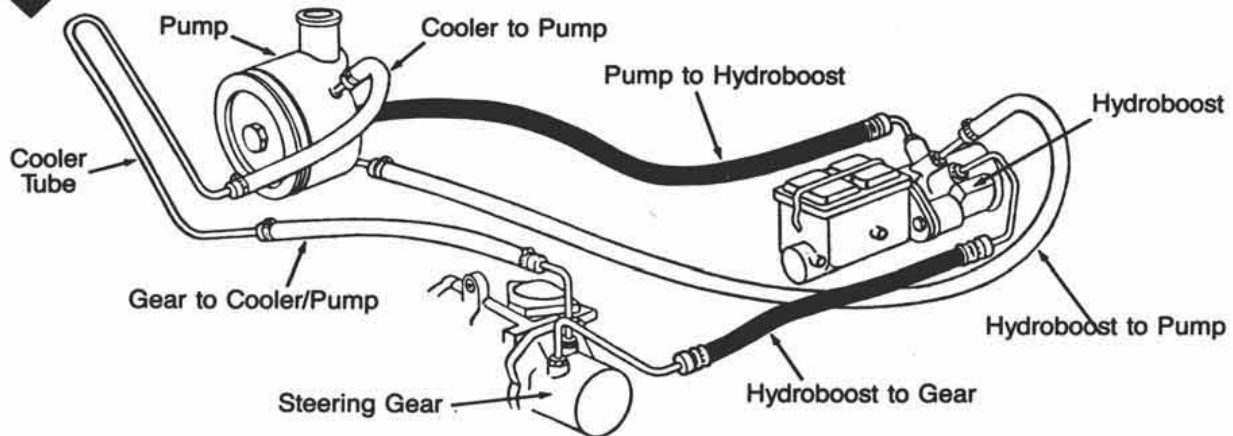
SYSTEM &  
COM-  
PONENT  
IDENT.

PASS.  
CARS

LIGHT  
TRUCKS

8

## Typical Ford Hydroboost Without Skid Control



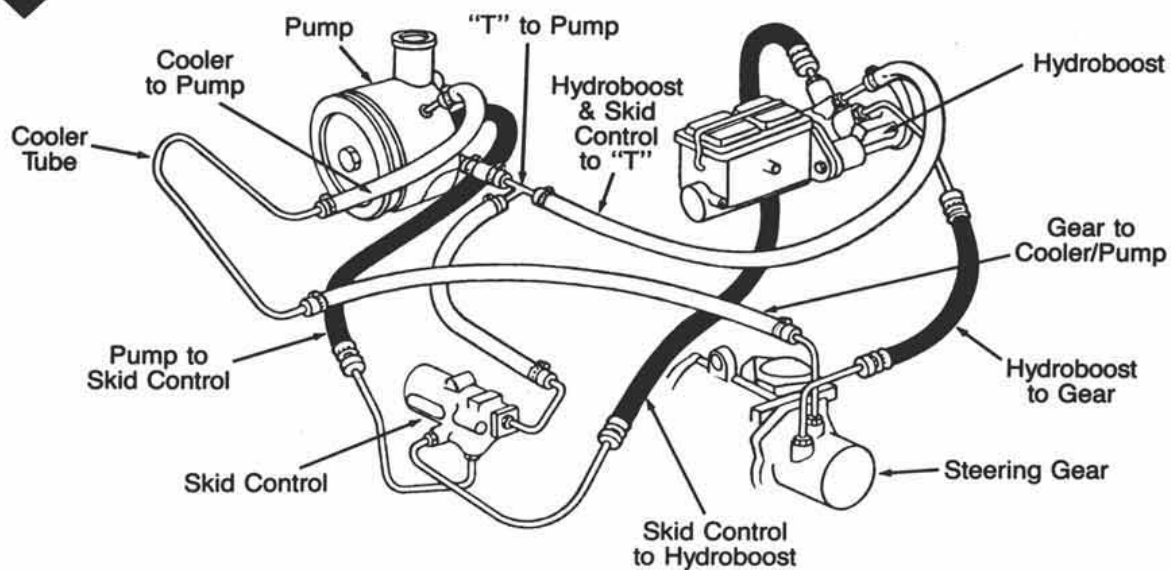
MEDIUM/  
HEAVY  
TRUCKS

BUSES

HOSE  
NUMER-  
ICAL

9

## Typical Hydroboost With Skid Control



REPAIR  
KITS

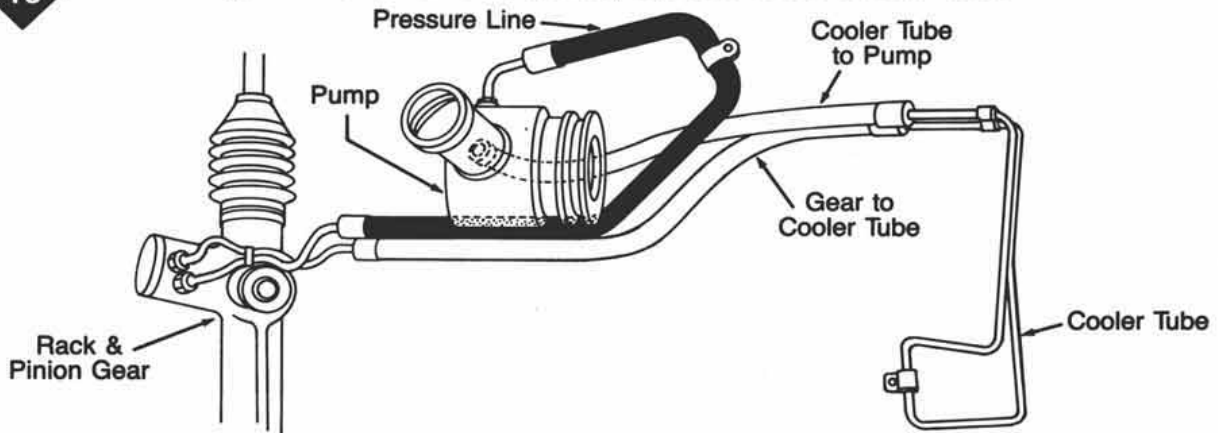
KIT  
NUMER-  
ICAL

ILLUST-  
RATIONS

# SYSTEM AND COMPONENT IDENTIFICATION – cont.

10

**Typical Ford Power Steering System With Cooler Tube**



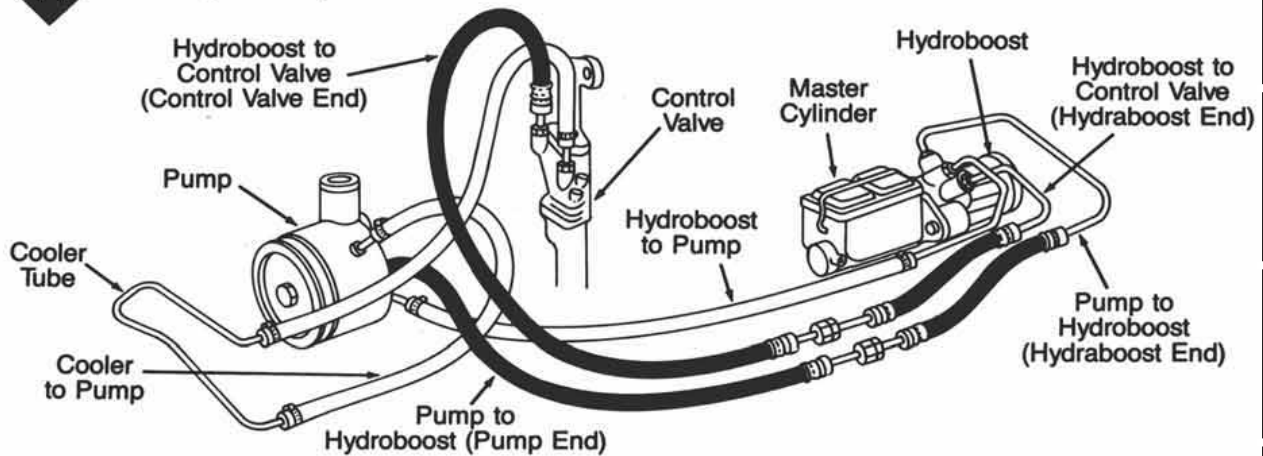
SYSTEM  
PUMP &  
GEAR  
IDENT.

SYSTEM &  
COM-  
PONENT  
IDENT.

PASS.  
CARS

11

**Typical Hydroboost Granada & Monarch Without Skid Control**



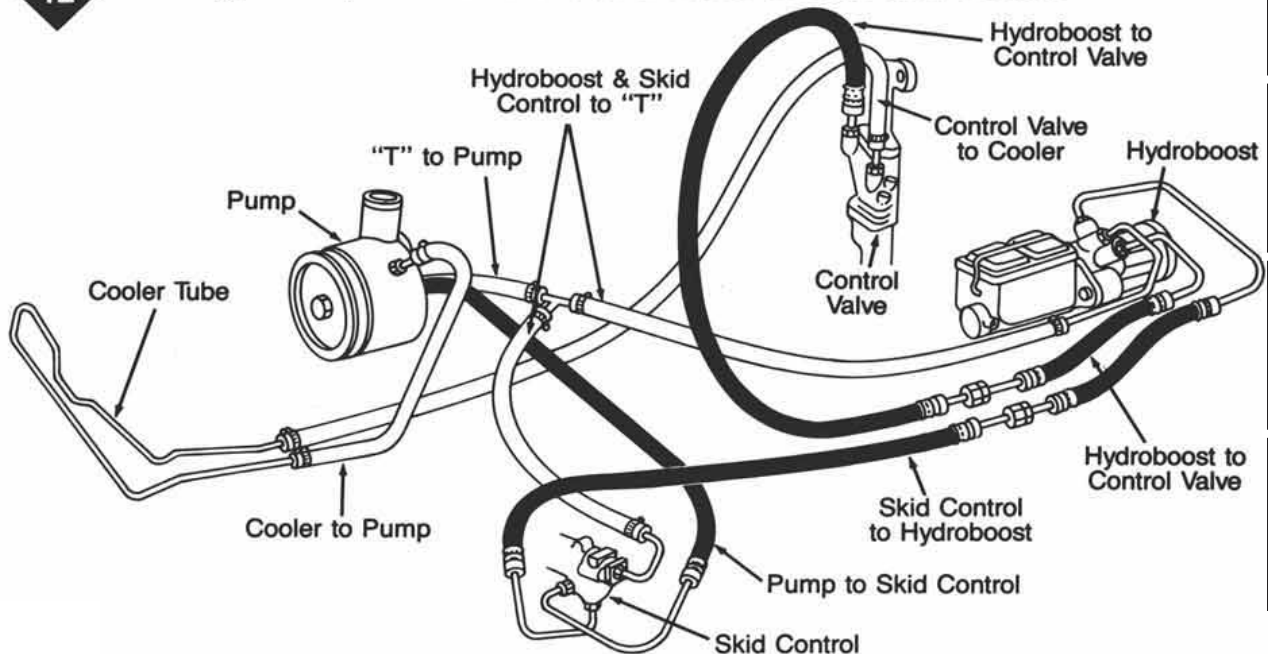
LIGHT  
TRUCKS

MEDIUM/  
HEAVY  
TRUCKS

BUSES

12

**Typical Hydroboost Granada & Monarch With Skid Control**



HOSE  
NUMER-  
ICAL

REPAIR  
KITS

KIT  
NUMER-  
ICAL

ILLU-  
STRATIONS



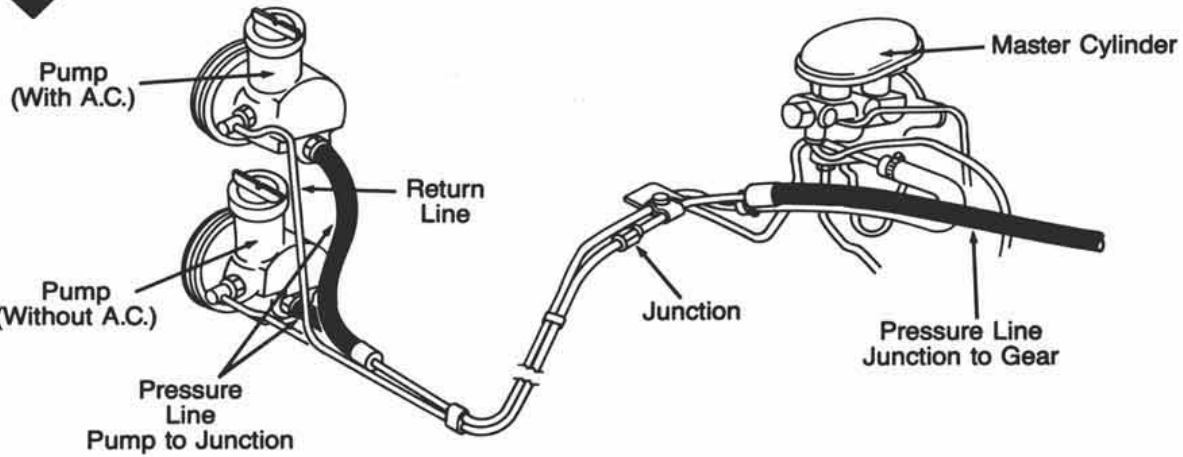
# SYSTEM AND COMPONENT IDENTIFICATION – cont.

SYSTEM  
PUMP &  
GEAR  
IDENT.

13

## Typical Tempo/Topaz Power Steering System

SYSTEM &  
COMPONENT  
IDENT.

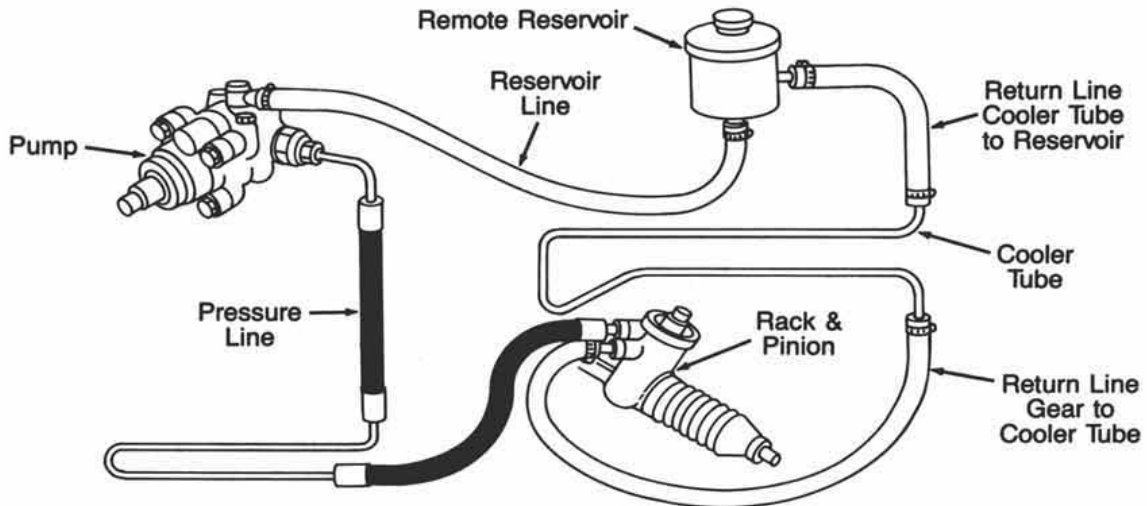


LIGHT  
TRUCKS

14

## Typical Toyota Power Steering System

MEDIUM/  
HEAVY  
TRUCKS



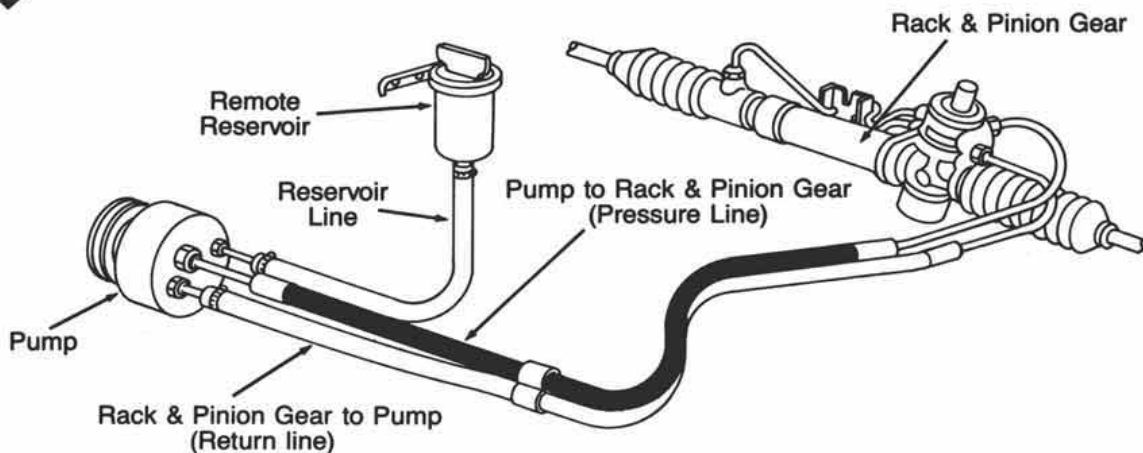
BUSES

HOSE  
NUMERICAL

15

## Typical Volkswagen Power Steering System

REPAIR  
KITS



KIT  
NUMERICAL

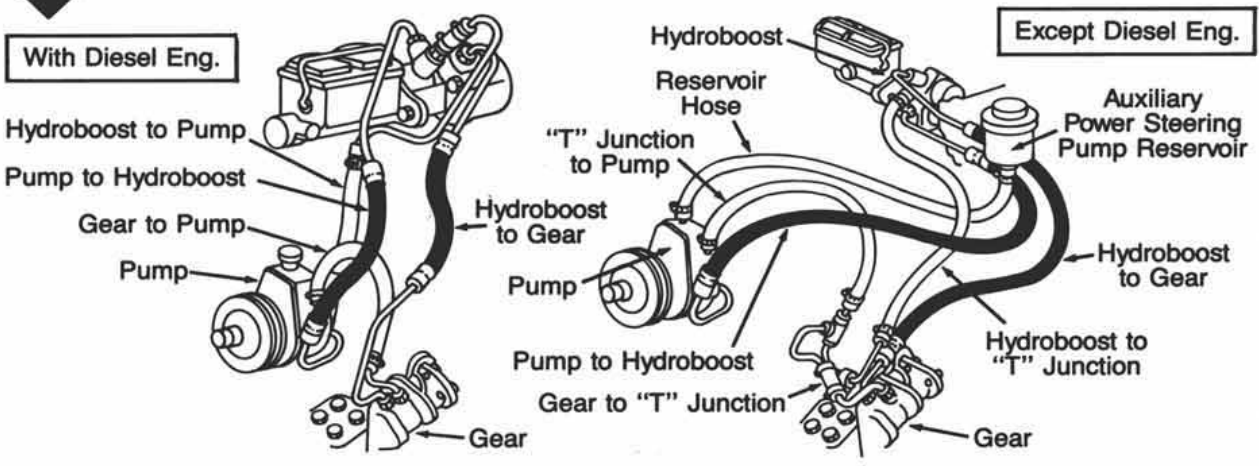
ILLUSTRATIONS



# SYSTEM AND COMPONENT IDENTIFICATION – cont.

16

## Typical of Chevrolet/GMC Vans With Hydroboost



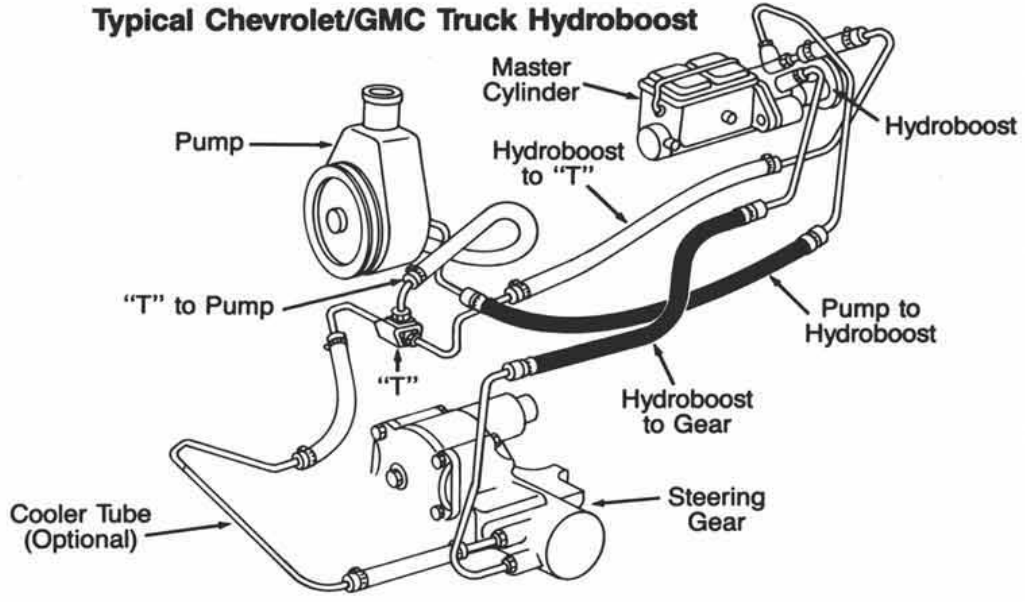
SYSTEM PUMP & GEAR IDENT.

SYSTEM & COMPONENT IDENT.

PASS. CARS

17

## Typical Chevrolet/GMC Truck Hydroboost



LIGHT TRUCKS

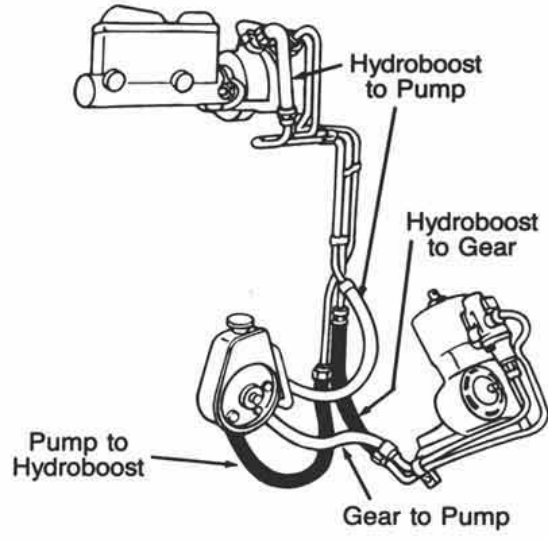
MEDIUM/HEAVY TRUCKS

BUSES

HOSE NUMERICAL

18

## Typical Dodge Truck With Hydroboost



REPAIR KITS

KIT NUMERICAL

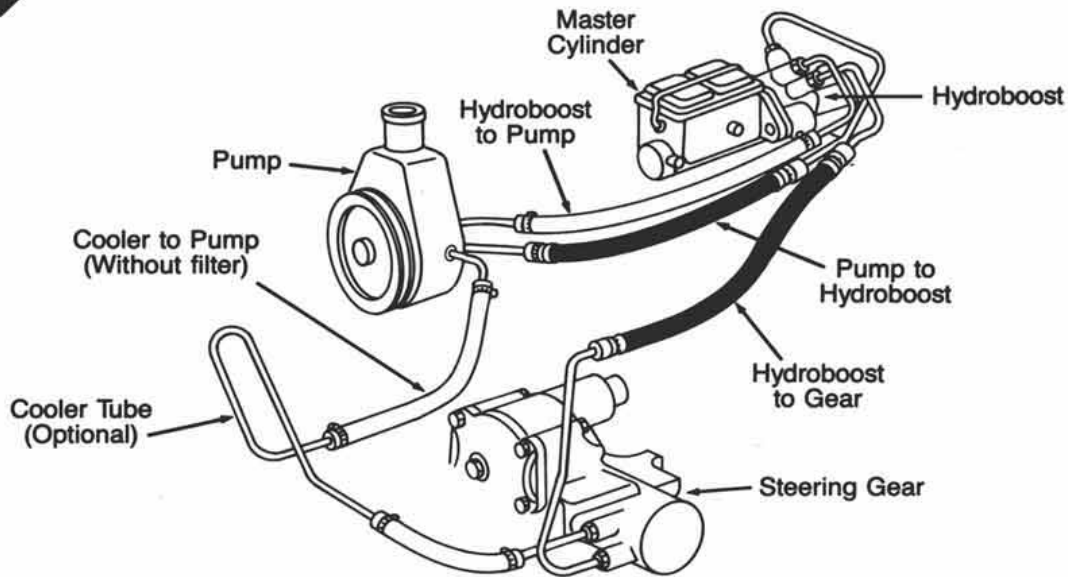
ILLUSTRATIONS

# SYSTEM AND COMPONENT IDENTIFICATION – cont.

SYSTEM  
PUMP &  
GEAR  
IDENT.

19

## Typical Chevrolet/GMC Truck Hydroboost With Diesel Engine



SYSTEM &  
COMPONENT  
IDENT.

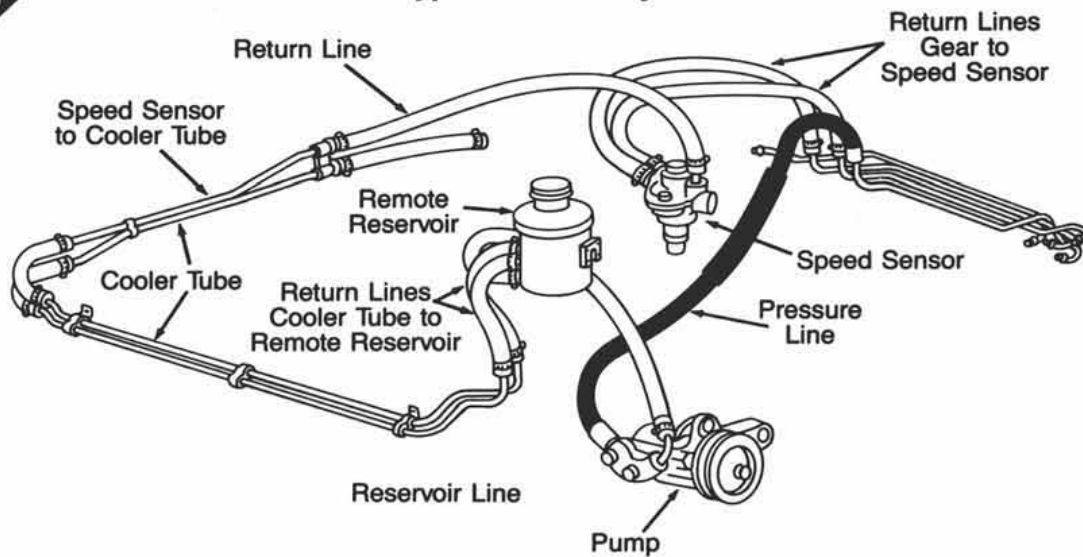
PASS.  
CARS

LIGHT  
TRUCKS

MEDIUM/  
HEAVY  
TRUCKS

20

## Typical Honda System



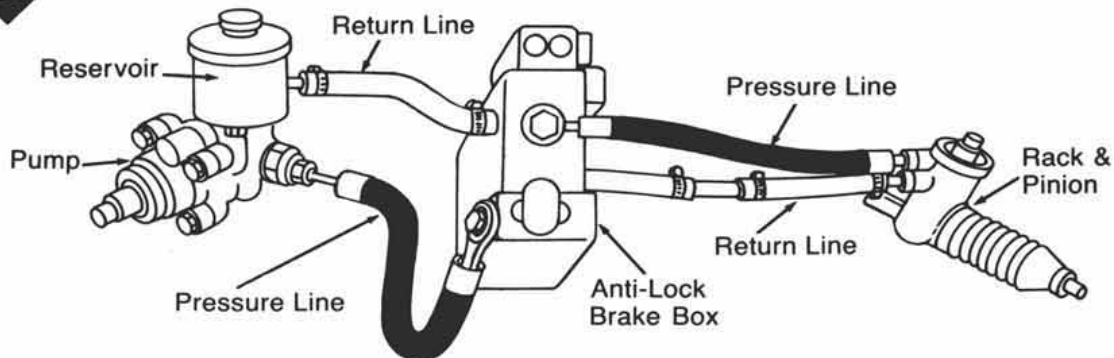
BUSES

HOSE  
NUMERICAL

REPAIR  
KITS

21

## Typical Toyota Anti-Lock Brake/Power Steering System



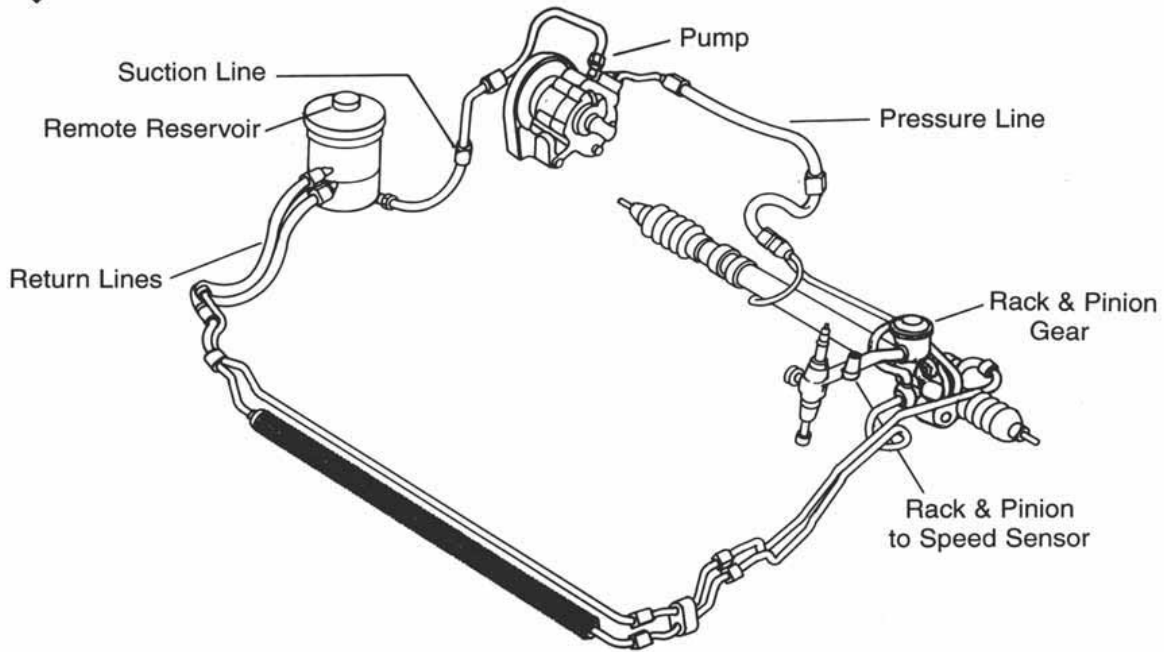
KIT  
NUMERICAL

ILLUSTRATIONS

# SYSTEM AND COMPONENT IDENTIFICATION – cont.

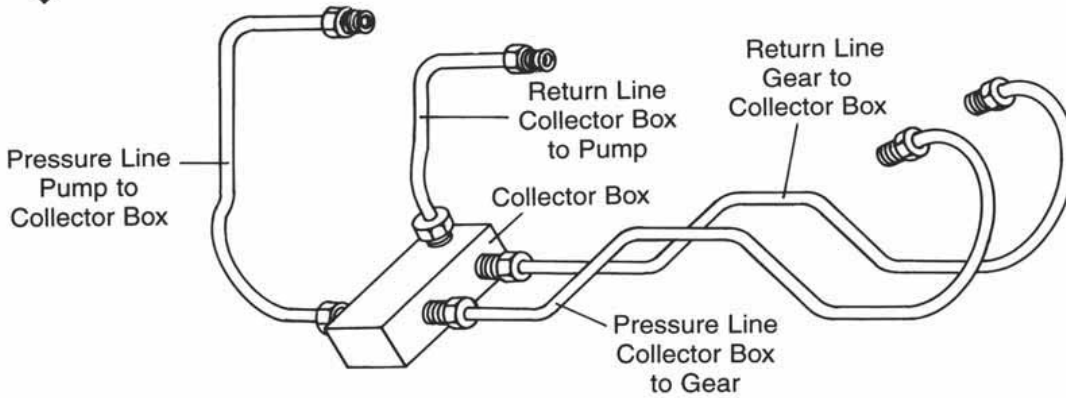
22

## Typical Acura/Honda System W/Speed Sensor



23

## Typical Subaru Power Steering System



SYSTEM  
PUMP &  
GEAR  
IDENT.

SYSTEM &  
COM-  
PONENT  
IDENT.

PASS.  
CARS

LIGHT  
TRUCKS

MEDIUM/  
HEAVY  
TRUCKS

BUSES

HOSE  
NUMER-  
ICAL

REPAIR  
KITS

KIT  
NUMER-  
ICAL

ILLUST-  
RATIONS

# Power Steering Hose for Passenger Cars

## Alphabetical Listing

| Application  | Assembly Number | Multi-Use Hose | End Fitting | Application  | Assembly Number | Multi-Use Hose | End Fitting |
|--|-----------------|----------------|-------------|--|-----------------|----------------|-------------|
| <b>ACURA</b>                                       |                 |                |             | <b>AMERICAN MOTORS</b>                             |                 |                |             |
| <b>INTEGRA</b>                                     |                 |                |             | <b>AMBASSADOR</b>                                  |                 |                |             |
| <b>1995-1994</b>                                   |                 |                |             | <b>1974-1973</b>                                   |                 |                |             |
| <b>4-CYL. 1.8 L ENG.</b>                           |                 |                |             | <b>V-8 304 ENG.; V-8 360 ENG.; V-8 401 ENG.</b>    |                 |                |             |
| Pressure; W/Auto. Trans.....                       | 80298           |                |             | Pressure .....                                     | 70859           |                |             |
| Pressure; W/Man. Trans.....                        | 80299           |                |             | Return .....                                       | ≈<70551         | ★34"           | 39135       |
| Return .....                                       |                 | ★              |             | <b>1972</b>  |                 |                |             |
| <b>1993-1992</b>                                   |                 |                |             | <b>V-8 304 ENG.; V-8 360 ENG.; V-8 401 ENG.</b>    |                 |                |             |
| <b>4-CYL. 1.7 L ENG.; 4-CYL. 1.8 L ENG.</b>        |                 |                |             | Pressure; W/Eaton P.S. Pump; ☆A.....               |                 |                |             |
| Pressure .....                                     | 91797           |                |             | Pressure; W/Saginaw P.S. Pump; ☆B.....             | 70228           |                |             |
| Return .....                                       |                 | ★              |             | Return; W/Eaton P.S. Pump; ☆A.....                 | ≈<70551         | ★22"           | 39135       |
| <b>1991-1990</b>                                   |                 |                |             | Return; W/Saginaw P.S. Pump; ☆B.....               |                 |                |             |
| <b>4-CYL. 1.8 L ENG.</b>                           |                 |                |             | ≈<70629  |                 |                |             |
| Pressure .....                                     | 91797           |                |             | <b>1971</b>  |                 |                |             |
| Return .....                                       |                 | ★              |             | <b>6-CYL. 258 ENG.</b>                             |                 |                |             |
| <b>1989-1986</b>                                   |                 |                |             | Pressure .....                                     |                 |                |             |
| <b>4-CYL. 1.6 L ENG.</b>                           |                 |                |             | 70855  |                 |                |             |
| Pressure .....                                     | 71392           |                |             | Return .....                                       |                 | ★38"           | 39135       |
| Reservoir .....                                    |                 | □              |             | <b>V-8 304 ENG.; V-8 360 ENG.; V-8 401 ENG.</b>    |                 |                |             |
| Return .....                                       |                 | ★              |             | Pressure .....                                     | 70228           |                |             |
| <b>LEGEND</b>                                      |                 |                |             | Return .....                                       |                 |                |             |
| <b>1995-1991</b>                                   |                 |                |             | ≈<70551  |                 |                |             |
| <b>V-6 3.2 L ENG.</b>                              |                 |                |             | ★20"   |                 |                |             |
| Pressure .....                                     | 91798           |                |             | <b>1970</b>  |                 |                |             |
| Return .....                                       |                 | ★              |             | <b>6-CYL. 232 ENG.</b>                             |                 |                |             |
| <b>1990-1988</b>                                   |                 |                |             | Pressure .....                                     |                 |                |             |
| <b>V-6 2.7 L ENG.</b>                              |                 |                |             | 70855  |                 |                |             |
| Pressure .....                                     | 91597           |                |             | Return .....                                       |                 | ★38"           | 39135       |
| Reservoir .....                                    |                 | □              |             | <b>V-8 304 ENG.; V-8 360 ENG.; V-8 390 ENG.</b>    |                 |                |             |
| Return .....                                       |                 | ★              |             | Pressure .....                                     | 70228           |                |             |
| <b>1987</b>  |                 |                |             | Return .....                                       |                 |                |             |
| <b>V-6 2.5 L ENG.; V-6 2.7 L ENG.</b>              |                 |                |             | ≈<70551  |                 |                |             |
| Pressure .....                                     | 91597           |                |             | ★20"   |                 |                |             |
| Reservoir .....                                    |                 | □              |             | <b>1969-1968</b>                                   |                 |                |             |
| Return .....                                       |                 | ★              |             | <b>6-CYL. 232 ENG.</b>                             |                 |                |             |
| <b>1986</b>  |                 |                |             | Pressure .....                                     |                 |                |             |
| <b>V-6 2.5 L ENG.</b>                              |                 |                |             | 70855  |                 |                |             |
| Pressure .....                                     | 91597           |                |             | Return .....                                       |                 | ★38"           | 39135       |
| Reservoir .....                                    |                 | □              |             | <b>V-8 290 ENG.; V-8 343 ENG.; V-8 390 ENG.</b>    |                 |                |             |
| Return .....                                       |                 | ★              |             | Pressure .....                                     | 70228           |                |             |
| <b>TL</b>  |                 |                |             | Return .....                                       |                 |                |             |
| <b>1995</b>  |                 |                |             | ≈<70551  |                 |                |             |
| <b>5-CYL. 2.5 L ENG.</b>                           |                 |                |             | ★20"   |                 |                |             |
| Return - From Gear .....                           |                 | ★              |             | <b>1967</b>  |                 |                |             |
| <b>AMERICAN MOTORS</b>                             |                 |                |             | <b>6-CYL. 232 ENG.; V-8 290 ENG.; V-8 343 ENG.</b> |                 |                |             |
| <b>1974-1973</b>                                   |                 |                |             | Pressure .....                                     |                 |                |             |
| <b>V-8 304 ENG.; V-8 360 ENG.; V-8 401 ENG.</b>    |                 |                |             | 70228  |                 |                |             |
| Pressure .....                                     | 70859           |                |             | Return .....                                       |                 | ★20"           |             |
| Return .....                                       | ≈<70551         | ★34"           | 39135       | <b>1966</b>  |                 |                |             |
| <b>1972</b>  |                 |                |             | <b>6-CYL. 232 ENG.</b>                             |                 |                |             |
| <b>V-8 304 ENG.; V-8 360 ENG.; V-8 401 ENG.</b>    |                 |                |             | Return .....                                       |                 |                |             |
| Pressure; W/Eaton P.S. Pump; ☆A.....               | 70228           |                |             | ★  |                 |                |             |
| Pressure; W/Saginaw P.S. Pump; ☆B.....             | 70859           |                |             | <b>V-8 287 ENG.; V-8 327 ENG.</b>                  |                 |                |             |
| Return; W/Eaton P.S. Pump; ☆A.....                 | ≈<70551         | ★22"           | 39135       | Pressure .....                                     | 70852           |                |             |
| Return; W/Saginaw P.S. Pump; ☆B.....               | ≈<70629         | ★22"           | 39859       | Return .....                                       |                 | ★              |             |
| <b>1971</b>  |                 |                |             | <b>AMERICAN</b>                                    |                 |                |             |
| <b>6-CYL. 258 ENG.</b>                             |                 |                |             | <b>1968</b>  |                 |                |             |
| Pressure .....                                     | 70855           |                |             | <b>6-CYL. 199 ENG.; 6-CYL. 232 ENG.</b>            |                 |                |             |
| Return .....                                       |                 | ★38"           | 39135       | Pressure .....                                     | 70855           |                |             |
| <b>V-8 304 ENG.; V-8 360 ENG.; V-8 401 ENG.</b>    |                 |                |             |  |                 |                |             |
| Pressure .....                                     | 70228           |                |             |  |                 |                |             |
| Return .....                                       | ≈<70551         | ★20"           | 39135       |  |                 |                |             |
| <b>1970</b>  |                 |                |             |  |                 |                |             |
| <b>6-CYL. 232 ENG.</b>                             |                 |                |             |  |                 |                |             |
| Pressure .....                                     | 70855           |                |             |  |                 |                |             |
| Return .....                                       |                 | ★38"           | 39135       |  |                 |                |             |
| <b>V-8 304 ENG.; V-8 360 ENG.; V-8 390 ENG.</b>    |                 |                |             |  |                 |                |             |
| Pressure .....                                     | 70228           |                |             |  |                 |                |             |
| Return .....                                       | ≈<70551         | ★20"           | 39135       |  |                 |                |             |
| <b>1969-1968</b>                                   |                 |                |             |  |                 |                |             |
| <b>6-CYL. 232 ENG.</b>                             |                 |                |             |  |                 |                |             |
| Pressure .....                                     | 70855           |                |             |  |                 |                |             |
| Return .....                                       |                 | ★38"           | 39135       |  |                 |                |             |
| <b>V-8 290 ENG.; V-8 343 ENG.; V-8 390 ENG.</b>    |                 |                |             |  |                 |                |             |
| Pressure .....                                     | 70228           |                |             |  |                 |                |             |
| Return .....                                       | ≈<70551         | ★20"           | 39135       |  |                 |                |             |
| <b>1967</b>  |                 |                |             |  |                 |                |             |
| <b>6-CYL. 232 ENG.; V-8 290 ENG.; V-8 343 ENG.</b> |                 |                |             |  |                 |                |             |
| Pressure .....                                     | 70228           |                |             |  |                 |                |             |
| Return .....                                       |                 | ★20"           |             |  |                 |                |             |
| <b>1966</b>  |                 |                |             |  |                 |                |             |
| <b>6-CYL. 232 ENG.</b>                             |                 |                |             |  |                 |                |             |
| Return .....                                       |                 | ★              |             |  |                 |                |             |
| <b>V-8 287 ENG.; V-8 327 ENG.</b>                  |                 |                |             |  |                 |                |             |
| Pressure .....                                     | 70852           |                |             |  |                 |                |             |
| Return .....                                       |                 | ★              |             |  |                 |                |             |
| <b>AMERICAN</b>                                    |                 |                |             |  |                 |                |             |
| <b>1968</b>  |                 |                |             |  |                 |                |             |
| <b>6-CYL. 199 ENG.; 6-CYL. 232 ENG.</b>            |                 |                |             |  |                 |                |             |
| Pressure .....                                     | 70855           |                |             |  |                 |                |             |

- \* Cut From C.P.E. 3/8" I.D. Hose: 71350 (48"), 81352 (25').
- † Cut From S.A.E. 11/32" I.D. Hose: 80062 (12"), 80063 (24"), 80064 (36"), 81353 (25').
- ★ Cut From S.A.E. 3/8" I.D. Hose: 71224 (24"), 71236 (36"), 71206 (48"), 81206 (25'). May Also Use 3/8" C.P.E.
- ♣ Cut From S.A.E. 5/8" I.D. Hose: 71351 (36").
- Cut From 1/2" I.D. Suction Hose: 71296 (36"), 81354 (10').
- ♠ Cut From 5/8" I.D. Suction Hose: 71207 (42"), 81355 (10').
- ✱ Cut From 3/4" I.D. Suction Hose: 71297 (36"), 81356 (10').
- ☆ See Page A14 For Pump or Gear Identification.

- Ⓜ Two Required.
- Ⓝ Three Required.
- Ⓞ Four Required.
- ≈< Cut To Fit.
- ⊙ Replaces Both Upper and Lower Hose.
- ▲ 252660 Adaptor Required For Some Models.
- ♣ See Page A6 For Installation Procedure.

SYSTEM  
PUMP &  
GEAR  
IDENT.

SYSTEM &  
COM-  
PONENT  
IDENT.

PASS.  
CARS

LIGHT  
TRUCKS

MEDIUM/  
HEAVY  
TRUCKS

BUSES

HOSE  
NUMER-  
ICAL

REPAIR  
KITS

KIT  
NUMER-  
ICAL

ILLUSTRATIONS



# Power Steering Hose for Passenger Cars

|                                      | Application   | Assembly Number | Multi-Use Hose | End Fitting | Application                                     | Assembly Number | Multi-Use Hose | End Fitting |
|--------------------------------------|---|-----------------|----------------|-------------|---|-----------------|----------------|-------------|
| <b>SYSTEM PUMP &amp; GEAR IDENT.</b> | <b>AMERICAN MOTORS - Continued</b>                  |                 |                |             | <b>AMERICAN MOTORS - Continued</b>              |                 |                |             |
| <b>SYSTEM &amp; COMPONENT IDENT.</b> | <b>AMERICAN - Continued</b>                         |                 |                |             | <b>AMX - Continued</b>                          |                 |                |             |
|                                      | <b>1968 - Continued</b>                             |                 |                |             | <b>1971</b>                                     |                 |                |             |
|                                      | <b>6-CYL. 199 ENG.; 6-CYL. 232 ENG. - Continued</b> |                 |                |             | <b>V-8 360 ENG.; V-8 401 ENG.</b>               |                 |                |             |
|                                      | Return .....  |                 | ★38"           | 39135       | Pressure .....                                  | 70228           |                |             |
|                                      |   |                 |                |             | Return .....                                    | ≧70551          | ★20"           | 39135       |
|                                      | <b>V-8 290 ENG.</b>                                 |                 |                |             | <b>1970</b>                                     |                 |                |             |
|                                      | Pressure .....                                      | 70206           |                |             | <b>V-8 360 ENG.; V-8 390 ENG.</b>               |                 |                |             |
|                                      | Return .....  | ≧70551          | ★20"           | 39859       | Pressure .....                                  | 70228           |                |             |
|                                      |   |                 |                |             | Return .....                                    | ≧70551          | ★20"           | 39135       |
|                                      | <b>1967</b>   |                 |                |             | <b>1969-1968</b>                                |                 |                |             |
|                                      | <b>6-CYL. 199 ENG.; 6-CYL. 232 ENG.</b>             |                 |                |             | <b>V-8 290 ENG.; V-8 343 ENG.; V-8 390 ENG.</b> |                 |                |             |
|                                      | Pressure .....                                      | 70228           |                |             | Pressure .....                                  | 70228           |                |             |
|                                      | Return .....  | ≧70629          | ★20"           |             | Return .....                                    | ≧70551          | ★20"           | 39135       |
| <b>PASS. CARS</b>                    | <b>V-8 290 ENG.; V-8 343 ENG.</b>                   |                 |                |             |   |                 |                |             |
|                                      | Pressure .....                                      | 80110           |                |             |   |                 |                |             |
|                                      | Return .....  | ≧70629          | ★20"           | 39859       |   |                 |                |             |
|                                      | <b>1966</b>   |                 |                |             |   |                 |                |             |
|                                      | <b>6-CYL. 199 ENG.; 6-CYL. 232 ENG.</b>             |                 |                |             |   |                 |                |             |
|                                      | Pressure .....                                      | 71302           |                |             |   |                 |                |             |
|                                      | Return .....  |                 | ★              |             |   |                 |                |             |
| <b>LIGHT TRUCKS</b>                  | <b>V-8 290 ENG.</b>                                 |                 |                |             |   |                 |                |             |
|                                      | Pressure .....                                      | 70852           |                |             |   |                 |                |             |
|                                      | Return .....  |                 | ★              |             |   |                 |                |             |
|                                      | <b>AMX</b>  |                 |                |             |   |                 |                |             |
|                                      | <b>1980</b>   |                 |                |             |   |                 |                |             |
|                                      | <b>6-CYL. 4.2 L ENG.</b>                            |                 |                |             |   |                 |                |             |
|                                      | Pressure .....                                      | 71139           |                |             |   |                 |                |             |
|                                      | Return .....  |                 | ★18"           |             |   |                 |                |             |
|                                      | <b>1979</b>   |                 |                |             |   |                 |                |             |
|                                      | <b>6-CYL. 258 ENG.</b>                              |                 |                |             |   |                 |                |             |
|                                      | Pressure .....                                      | 70255           |                |             |   |                 |                |             |
|                                      | Return .....  | ≧70629          | ★12"           | 39859       |   |                 |                |             |
| <b>BUSES</b>                         | <b>V-8 304 ENG.</b>                                 |                 |                |             |   |                 |                |             |
|                                      | Pressure .....                                      | 80112           |                |             |   |                 |                |             |
|                                      | Return .....  | ≧70551          | ★18"           | 39135       |   |                 |                |             |
|                                      | <b>1978</b>   |                 |                |             |   |                 |                |             |
|                                      | <b>6-CYL. 258 ENG.</b>                              |                 |                |             |   |                 |                |             |
|                                      | Pressure .....                                      | 70255           |                |             |   |                 |                |             |
|                                      | Return .....  | ≧70551          | ★10"           | 39135       |   |                 |                |             |
|                                      | <b>V-8 304 ENG.</b>                                 |                 |                |             |   |                 |                |             |
|                                      | Pressure .....                                      | 70859           |                |             |   |                 |                |             |
|                                      | Return .....  |                 | ★              |             |   |                 |                |             |
| <b>REPAIR KITS</b>                   | <b>1974-1973</b>                                    |                 |                |             |   |                 |                |             |
|                                      | <b>V-8 304 ENG.; V-8 360 ENG.; V-8 401 ENG.</b>     |                 |                |             |   |                 |                |             |
|                                      | Pressure .....                                      | 70859           |                |             |   |                 |                |             |
|                                      | Return .....  | ≧70551          | ★34"           | 39135       |   |                 |                |             |
|                                      | <b>1972</b>   |                 |                |             |   |                 |                |             |
|                                      | <b>V-8 304 ENG.; V-8 360 ENG.; V-8 401 ENG.</b>     |                 |                |             |   |                 |                |             |
|                                      | Pressure; W/Eaton P.S. Pump; ☆A.....                | 70228           |                |             |   |                 |                |             |
|                                      | Pressure; W/Saginaw P.S. Pump; ☆B...                | 70859           |                |             |   |                 |                |             |
|                                      | Return; W/Eaton P.S. Pump; ☆A.....                  | ≧70551          | ★22"           | 39135       |   |                 |                |             |
|                                      | Return; W/Saginaw P.S. Pump; ☆B.....                | ≧70629          | ★22"           | 39859       |   |                 |                |             |

**ILLUSTRATIONS**

\* Cut From C.P.E. 3/8" I.D. Hose: 71350 (48"), 81352 (25").  
 † Cut From S.A.E. 11/32" I.D. Hose: 80062 (12"), 80063 (24"), 80064 (36"), 81353 (25").  
 ★ Cut From S.A.E. 3/8" I.D. Hose: 71224 (24"), 71236 (36"), 71206 (48"), 81206 (25"). May Also Use 3/8" C.P.E.  
 ♣ Cut From S.A.E. 5/8" I.D. Hose: 71351 (36").  
 □ Cut From 1/2" I.D. Suction Hose: 71296 (36"), 81354 (10').  
 ♠ Cut From 5/8" I.D. Suction Hose: 71207 (42"), 81355 (10').  
 ✱ Cut From 3/4" I.D. Suction Hose: 71297 (36"), 81356 (10').  
 ☆ See Page A14 For Pump or Gear Identification.

② Two Required.  
 ③ Three Required.  
 ④ Four Required.  
 ≧ Cut To Fit.  
 ♁ Replaces Both Upper and Lower Hose.  
 ▲ 252660 Adaptor Required For Some Models.  
 ♣ See Page A6 For Installation Procedure.



# Power Steering Hose for Passenger Cars

| Application                                 | Assembly Number | Multi-Use Hose | End Fitting | Application                             | Assembly Number | Multi-Use Hose | End Fitting |
|---|-----------------|----------------|-------------|---|-----------------|----------------|-------------|
| <b>AMERICAN MOTORS - Continued</b>          |                 |                |             | <b>AMERICAN MOTORS - Continued</b>      |                 |                |             |
| <b>EAGLE - Continued</b>                    |                 |                |             | <b>GREMLIN - Continued</b>              |                 |                |             |
| <b>1982-1981</b>                            |                 |                |             | <b>1970</b>                             |                 |                |             |
| <b>4-CYL. 2.5 L ENG.; 6-CYL. 4.2 L ENG.</b> |                 |                |             | <b>6-CYL. 199 ENG.; 6-CYL. 232 ENG.</b> |                 |                |             |
| Pressure .....                              | 71139           |                |             | Pressure .....                          | 70855           |                |             |
| Return .....                                |                 | ★18"           |             | Return .....                            |                 | ★38"           | 39135       |
| <b>1980</b>                                 |                 |                |             | <b>HORNET</b>                           |                 |                |             |
| <b>6-CYL. 4.2 L ENG.</b>                    |                 |                |             | <b>1977</b>                             |                 |                |             |
| Pressure .....                              | 71139           |                |             | <b>6-CYL. 232 ENG.; 6-CYL. 258 ENG.</b> |                 |                |             |
| Return .....                                |                 | ★18"           |             | Pressure .....                          | 70257           |                |             |
| <b>GREMLIN</b>                              |                 |                |             | Return .....                            | ☉70518          | ★14"           | 39135       |
| <b>1978</b>                                 |                 |                |             | <b>V-8 304 ENG.</b>                     |                 |                |             |
| <b>4-CYL. 121 ENG.</b>                      |                 |                |             | Pressure .....                          | 70859           |                |             |
| Pressure; W/A.C. ....                       | 70255           |                |             | Return .....                            | ☉70629          | ★30"           | 39859       |
| Pressure; W/O A.C. ....                     | 71026           |                |             | <b>1976-1975</b>                        |                 |                |             |
| Return .....                                |                 | ★              |             | <b>6-CYL. 232 ENG.; 6-CYL. 258 ENG.</b> |                 |                |             |
| <b>6-CYL. 232 ENG.; 6-CYL. 258 ENG.</b>     |                 |                |             | Pressure .....                          | 70257           |                |             |
| Pressure .....                              | 71026           |                |             | Return .....                            | ☉70629          | ★12"           | 39859       |
| Return .....                                | ☉70629          | ★11"           | 39859       | <b>V-8 304 ENG.</b>                     |                 |                |             |
| <b>1977</b>                                 |                 |                |             | Pressure .....                          | 70859           |                |             |
| <b>4-CYL. 121 ENG.</b>                      |                 |                |             | Return .....                            | ☉70629          | ★30"           | 39859       |
| Pressure .....                              | 70265           |                |             | <b>1974-1973</b>                        |                 |                |             |
| Return .....                                |                 | ★              |             | <b>6-CYL. 232 ENG.; 6-CYL. 258 ENG.</b> |                 |                |             |
| <b>6-CYL. 232 ENG.; 6-CYL. 258 ENG.</b>     |                 |                |             | Pressure .....                          | 70855           |                |             |
| Pressure .....                              | 70257           |                |             | Return .....                            |                 | ★42"           | 39135       |
| Return .....                                | ☉70518          | ★14"           | 39135       | <b>V-8 304 ENG.; V-8 360 ENG.</b>       |                 |                |             |
| <b>1976-1975</b>                            |                 |                |             | Pressure .....                          | 70859           |                |             |
| <b>6-CYL. 232 ENG.; 6-CYL. 258 ENG.</b>     |                 |                |             | Return .....                            | ☉70551          | ★34"           | 39135       |
| Pressure .....                              | 70257           |                |             | <b>1972</b>                             |                 |                |             |
| Return .....                                | ☉70629          | ★12"           | 39859       | <b>6-CYL. 232 ENG.; 6-CYL. 258 ENG.</b> |                 |                |             |
| <b>V-8 304 ENG.</b>                         |                 |                |             | Pressure .....                          | 70855           |                |             |
| Pressure .....                              | 70859           |                |             | Return .....                            |                 | ★38"           | 39135       |
| Return .....                                | ☉70629          | ★30"           | 39859       | <b>V-8 304 ENG.; V-8 360 ENG.</b>       |                 |                |             |
| <b>1974-1973</b>                            |                 |                |             | Pressure .....                          | 70228           |                |             |
| <b>6-CYL. 232 ENG.; 6-CYL. 258 ENG.</b>     |                 |                |             | Return .....                            | ☉70629          | ★22"           | 39859       |
| Pressure .....                              | 70855           |                |             | <b>1971</b>                             |                 |                |             |
| Return .....                                |                 | ★42"           | 39135       | <b>6-CYL. 232 ENG.; 6-CYL. 258 ENG.</b> |                 |                |             |
| <b>V-8 304 ENG.</b>                         |                 |                |             | Pressure .....                          | 70855           |                |             |
| Pressure .....                              | 70859           |                |             | Return .....                            |                 | ★38"           | 39135       |
| Return .....                                | ☉70629          | ★34"           | 39135       | <b>V-8 304 ENG.; V-8 360 ENG.</b>       |                 |                |             |
| <b>1972</b>                                 |                 |                |             | Pressure .....                          | 70206           |                |             |
| <b>6-CYL. 232 ENG.; 6-CYL. 258 ENG.</b>     |                 |                |             | Return .....                            | ☉70551          | ★20"           | 39135       |
| Pressure .....                              | 70855           |                |             | <b>1970</b>                             |                 |                |             |
| Return .....                                |                 | ★38"           | 39135       | <b>6-CYL. 199 ENG.; 6-CYL. 232 ENG.</b> |                 |                |             |
| <b>V-8 304 ENG.</b>                         |                 |                |             | Pressure .....                          | 70855           |                |             |
| Pressure; W/Eaton P.S. Pump; ☆A.....        | 70228           |                |             | Return .....                            |                 | ★38"           | 39135       |
| Pressure; W/Saginaw P.S. Pump; ☆B...        | 70859           |                |             | <b>V-8 304 ENG.</b>                     |                 |                |             |
| Return; W/Eaton P.S. Pump; ☆A.....          | ☉70551          | ★22"           | 39135       | Pressure .....                          | 70206           |                |             |
| Return; W/Saginaw P.S. Pump; ☆B.....        | ☉70629          | ★22"           | 39859       | Return .....                            | ☉70551          | ★20"           | 39135       |
| <b>1971</b>                                 |                 |                |             | <b>JAVELIN</b>                          |                 |                |             |
| <b>6-CYL. 232 ENG.; 6-CYL. 258 ENG.</b>     |                 |                |             | <b>1974-1973</b>                        |                 |                |             |
| Pressure .....                              | 70855           |                |             | <b>6-CYL. 232 ENG.; 6-CYL. 258 ENG.</b> |                 |                |             |
| Return .....                                |                 | ★38"           | 39135       | Pressure .....                          | 70855           |                |             |

\* Cut From C.P.E. 3/8" I.D. Hose: 71350 (48"), 81352 (25").  
 † Cut From S.A.E. 11/32" I.D. Hose: 80062 (12"), 80063 (24"), 80064 (36"), 81353 (25").  
 ★ Cut From S.A.E. 3/8" I.D. Hose: 71224 (24"), 71236 (36"), 71206 (48"), 81206 (25"). May Also Use 3/8" C.P.E.  
 ♣ Cut From S.A.E. 5/8" I.D. Hose: 71351 (36").  
 □ Cut From 1/2" I.D. Suction Hose: 71296 (36"), 81354 (10').  
 ♠ Cut From 5/8" I.D. Suction Hose: 71207 (42"), 81355 (10').  
 ✱ Cut From 3/4" I.D. Suction Hose: 71297 (36"), 81356 (10').  
 ☆ See Page A14 For Pump or Gear Identification.

② Two Required.  
 ③ Three Required.  
 ④ Four Required.  
 ☉ Cut To Fit.  
 ♣ Replaces Both Upper and Lower Hose.  
 ▲ 252660 Adaptor Required For Some Models.  
 ♣ See Page A6 For Installation Procedure.

SYSTEM  
PUMP &  
GEAR  
IDENT.

SYSTEM &  
COM-  
PONENT  
IDENT.

PASS.  
CARS

LIGHT  
TRUCKS

MEDIUM/  
HEAVY  
TRUCKS

BUSES

HOSE  
NUMER-  
ICAL

REPAIR  
KITS

KIT  
NUMER-  
ICAL

ILLUSTRATIONS

# Power Steering Hose for Passenger Cars

|   | Application   | Assembly Number                                 | Multi-Use Hose | End Fitting                             | Application                                     | Assembly Number                                 | Multi-Use Hose | End Fitting |  |            |
|---|---|---|----------------|---|---|---|----------------|-------------|--|------------|
| <b>SYSTEM PUMP &amp; GEAR IDENT.</b>            | <b>AMERICAN MOTORS - Continued</b>                  |   |                |   | <b>AMERICAN MOTORS - Continued</b>              |   |                |             |  |            |
|   | <b>JAVELIN - Continued</b>                          |   |                |   | <b>MATADOR - Continued</b>                      |   |                |             |  |            |
|   | <b>1974-1973 - Continued</b>                        |   |                |   | <b>1978 - Continued</b>                         |   |                |             |  |            |
|   | <b>6-CYL. 232 ENG.; 6-CYL. 258 ENG. - Continued</b> |   |                |   | <b>V-8 360 ENG.</b>                             |   |                |             |  |            |
|   |   | Return .....                                    |                | ★42"                                    | 39135   | Pressure .....                                  | 70279          |             |  |            |
|   | <b>SYSTEM &amp; COMPONENT IDENT.</b>                | <b>V-8 304 ENG.; V-8 360 ENG.; V-8 401 ENG.</b> |                |   |   | Return .....                                    |                |             |  | ★30" 39859 |
|   |   |   | Pressure ..... | 70859                                   |   |   | 70279          |             |  |            |
|   |   |   | Return .....   | ✗70551                                  | ★34"  | 39135   | Return .....   | ✗70629      |  |            |
|   |   | <b>1972</b>                                     |                |   |   | <b>1977</b>                                     |                |             |  |            |
|   |   | <b>6-CYL. 232 ENG.; 6-CYL. 258 ENG.</b>         |                |   |   | <b>6-CYL. 258 ENG.</b>                          |                |             |  |            |
|   |   | Pressure .....                                  | 70855          |   |   | Pressure .....                                  | 70255          |             |  |            |
|   |   | Return .....                                    |                | ★38"                                    | 39135   | Return .....                                    | ✗70629         | ★12" 39859  |  |            |
| <b>V-8 304 ENG.; V-8 360 ENG.; V-8 401 ENG.</b> |   |   |                | <b>V-8 304 ENG.; V-8 360 ENG.</b>       |   |   |                |             |  |            |
|   |   | Pressure; W/Eaton P.S. Pump; ☆A.....            | 70228          |   |   | Pressure .....                                  | 70279          |             |  |            |
|   |   | Pressure; W/Saginaw P.S. Pump; ☆B.....          | 70859          |   |   | Return .....                                    | ✗70629         | ★30" 39859  |  |            |
| <b>PASS. CARS</b>                               |   | Return; W/Eaton P.S. Pump; ☆A.....              | ✗70551         | ★22"                                    | 39135   | Return .....                                    | ✗70629         |             |  |            |
|   |   | Return; W/Saginaw P.S. Pump; ☆B.....            | ✗70629         | ★22"                                    | 39859   | <b>1976-1975</b>                                |                |             |  |            |
|   | <b>1971</b>   |   |                |   | <b>6-CYL. 258 ENG.</b>                          |   |                |             |  |            |
|   | <b>6-CYL. 232 ENG.; 6-CYL. 258 ENG.</b>             |   |                |   | Pressure .....                                  |   |                |             |  |            |
|   |   | Pressure .....                                  | 70855          |   |   | Return .....                                    | ✗70629         | ★12" 39859  |  |            |
|   |   | Return .....                                    |                | ★38"                                    | 39135   | <b>V-8 304 ENG.; V-8 360 ENG.; V-8 401 ENG.</b> |                |             |  |            |
|   | <b>V-8 304 ENG.; V-8 360 ENG.; V-8 401 ENG.</b>     |   |                |   | Pressure .....                                  |   |                |             |  |            |
|   |   | Pressure .....                                  | 70228          |   |   | Return .....                                    | ✗70629         | ★30" 39859  |  |            |
|   |   | Return .....                                    | ✗70551         | ★20"                                    | 39135   | <b>1974-1973</b>                                |                |             |  |            |
|   | <b>LIGHT TRUCKS</b>                                 | <b>1970</b>                                     |                |   |   | <b>6-CYL. 232 ENG.; 6-CYL. 258 ENG.</b>         |                |             |  |            |
| <b>6-CYL. 232 ENG.</b>                          |   |   |                | Pressure .....                          |   |   |                |             |  |            |
|   |   | Pressure .....                                  | 70855          |   |   | Return .....                                    |                |             |  |            |
|   |   | Return .....                                    |                | ★38"                                    | 39135   | <b>V-8 304 ENG.; V-8 360 ENG.; V-8 401 ENG.</b> |                |             |  |            |
| <b>V-8 304 ENG.; V-8 360 ENG.; V-8 390 ENG.</b> |   |   |                | Pressure .....                          |   |   |                |             |  |            |
|   |   | Pressure .....                                  | 70228          |   |   | Return .....                                    |                |             |  |            |
|   |   | Return .....                                    | ✗70551         | ★20"                                    | 39135   | <b>1974-1973</b>                                |                |             |  |            |
| <b>1970</b>                                     |   |   |                | <b>6-CYL. 232 ENG.; 6-CYL. 258 ENG.</b> |   |   |                |             |  |            |
| <b>6-CYL. 232 ENG.</b>                          |   |   |                | Pressure .....                          |   |   |                |             |  |            |
|   |   | Pressure .....                                  | 70855          |   |   | Return .....                                    |                |             |  |            |
| <b>MEDIUM/HEAVY TRUCKS</b>                      |   | Return .....                                    |                | ★38"                                    | 39135   | <b>V-8 304 ENG.; V-8 360 ENG.; V-8 401 ENG.</b> |                |             |  |            |
|   | <b>V-8 304 ENG.; V-8 360 ENG.; V-8 390 ENG.</b>     |   |                |   | Pressure .....                                  |   |                |             |  |            |
|   |   | Pressure .....                                  | 70228          |   |   | Return .....                                    |                |             |  |            |
|   |   | Return .....                                    | ✗70551         | ★20"                                    | 39135   | <b>1974-1973</b>                                |                |             |  |            |
|   | <b>1970</b>   |   |                |   | <b>6-CYL. 232 ENG.; 6-CYL. 258 ENG.</b>         |   |                |             |  |            |
|   | <b>6-CYL. 232 ENG.</b>                              |   |                |   | Pressure .....                                  |   |                |             |  |            |
|   |   | Pressure .....                                  | 70855          |   |   | Return .....                                    |                |             |  |            |
|   |   | Return .....                                    |                | ★38"                                    | 39135   | <b>V-8 304 ENG.; V-8 360 ENG.; V-8 401 ENG.</b> |                |             |  |            |
|   | <b>V-8 304 ENG.; V-8 360 ENG.; V-8 390 ENG.</b>     |   |                |   | Pressure .....                                  |   |                |             |  |            |
|   |   | Pressure .....                                  | 70228          |   |   | Return .....                                    |                |             |  |            |
| <b>BUSES</b>                                    |   | Return .....                                    | ✗70551         | ★20"                                    | 39135   | <b>1974-1973</b>                                |                |             |  |            |
|   | <b>1969-1968</b>                                    |   |                |   | <b>6-CYL. 232 ENG.</b>                          |   |                |             |  |            |
|   | <b>6-CYL. 232 ENG.</b>                              |   |                |   | Pressure .....                                  |   |                |             |  |            |
|   |   | Pressure .....                                  | 70855          |   |   | Return .....                                    |                |             |  |            |
|   |   | Return .....                                    |                | ★38"                                    | 39135   | <b>V-8 304 ENG.; V-8 360 ENG.; V-8 401 ENG.</b> |                |             |  |            |
|   | <b>V-8 290 ENG.; V-8 343 ENG.; V-8 390 ENG.</b>     |   |                |   | Pressure .....                                  |   |                |             |  |            |
|   |   | Pressure .....                                  | 70228          |   |   | Return .....                                    |                |             |  |            |
|   |   | Return .....                                    | ✗70551         | ★20"                                    | 39135   | <b>1974-1973</b>                                |                |             |  |            |
|   | <b>1967</b>   |   |                |   | <b>6-CYL. 232 ENG.; 6-CYL. 258 ENG.</b>         |   |                |             |  |            |
|   | <b>6-CYL. 232 ENG.; V-8 290 ENG.; V-8 343 ENG.</b>  |   |                |   | Pressure .....                                  |   |                |             |  |            |
|   | Pressure .....                                      | 70228   |                |   | Return .....                                    |   |                |             |  |            |
|   | Return .....  |   | ★20"           | 39135                                   | <b>V-8 304 ENG.; V-8 360 ENG.; V-8 401 ENG.</b> |   |                |             |  |            |
| <b>HOSE NUMERICAL</b>                           | <b>MARLIN</b>                                       |   |                |   | <b>1971</b>                                     |   |                |             |  |            |
|   | <b>1967</b>   |   |                |   | <b>6-CYL. 232 ENG.; 6-CYL. 258 ENG.</b>         |   |                |             |  |            |
|   | <b>6-CYL. 232 ENG.; V-8 290 ENG.; V-8 343 ENG.</b>  |   |                |   | Pressure .....                                  |   |                |             |  |            |
|   |   | Pressure .....                                  | 70228          |   |   | Return .....                                    |                |             |  |            |
|   |   | Return .....                                    |                | ★20"                                    | 39135   | <b>V-8 304 ENG.; V-8 360 ENG.; V-8 401 ENG.</b> |                |             |  |            |
|   | <b>V-8 290 ENG.; V-8 343 ENG.; V-8 390 ENG.</b>     |   |                |   | Pressure .....                                  |   |                |             |  |            |
|   |   | Pressure .....                                  | 70228          |   |   | Return .....                                    |                |             |  |            |
|   |   | Return .....                                    | ✗70551         | ★20"                                    | 39135   | <b>1971</b>                                     |                |             |  |            |
|   | <b>1966</b>   |   |                |   | <b>6-CYL. 232 ENG.; 6-CYL. 258 ENG.</b>         |   |                |             |  |            |
|   | <b>V-8 287 ENG.; V-8 327 ENG.</b>                   |   |                |   | Pressure .....                                  |   |                |             |  |            |
|   | Pressure .....                                      | 70852   |                |   | Return .....                                    |   |                |             |  |            |
|   | Return .....  |   | ★              |   | <b>V-8 304 ENG.; V-8 360 ENG.; V-8 401 ENG.</b> |   |                |             |  |            |
| <b>REPAIR KITS</b>                              | <b>MATADOR</b>                                      |   |                |   | <b>1971</b>                                     |   |                |             |  |            |
|   | <b>1978</b>   |   |                |   | <b>6-CYL. 232 ENG.; 6-CYL. 258 ENG.</b>         |   |                |             |  |            |
|   | <b>6-CYL. 258 ENG.</b>                              |   |                |   | Pressure .....                                  |   |                |             |  |            |
|   |   | Pressure .....                                  | 70255          |   |   | Return .....                                    |                |             |  |            |
|   |   | Return .....                                    | ✗70518         | ★10"                                    | 39135   | <b>V-8 304 ENG.</b>                             |                |             |  |            |
|   | <b>1978</b>   |   |                |   | <b>6-CYL. 232 ENG.; 6-CYL. 258 ENG.</b>         |   |                |             |  |            |
|   | <b>6-CYL. 258 ENG.</b>                              |   |                |   | Pressure .....                                  |   |                |             |  |            |
|   |   | Pressure .....                                  | 70255          |   |   | Return .....                                    |                |             |  |            |
|   |   | Return .....                                    | ✗70518         | ★10"                                    | 39135   | <b>V-8 304 ENG.</b>                             |                |             |  |            |
|   |   | Return .....                                    |                |   |   | <b>1971</b>                                     |                |             |  |            |
| <b>KIT NUMERICAL</b>                            | <b>1978</b>   |   |                |   | <b>6-CYL. 232 ENG.; 6-CYL. 258 ENG.</b>         |   |                |             |  |            |
|   | <b>6-CYL. 258 ENG.</b>                              |   |                |   | Pressure .....                                  |   |                |             |  |            |
|   |   | Pressure .....                                  | 70255          |   |   | Return .....                                    |                |             |  |            |
|   |   | Return .....                                    | ✗70518         | ★10"                                    | 39135   | <b>V-8 304 ENG.</b>                             |                |             |  |            |
|   | <b>1978</b>   |   |                |   | <b>6-CYL. 232 ENG.; 6-CYL. 258 ENG.</b>         |   |                |             |  |            |
|   | <b>6-CYL. 258 ENG.</b>                              |   |                |   | Pressure .....                                  |   |                |             |  |            |
|   |   | Pressure .....                                  | 70255          |   |   | Return .....                                    |                |             |  |            |
|   |   | Return .....                                    | ✗70518         | ★10"                                    | 39135   | <b>V-8 304 ENG.</b>                             |                |             |  |            |
|   |   | Return .....                                    |                |   |   | <b>1971</b>                                     |                |             |  |            |
|   |   | Return .....                                    |                |   |   | <b>1971</b>                                     |                |             |  |            |
| <b>ILLUSTRATIONS</b>                            | <b>1978</b>   |   |                |   | <b>6-CYL. 232 ENG.; 6-CYL. 258 ENG.</b>         |   |                |             |  |            |
|   | <b>6-CYL. 258 ENG.</b>                              |   |                |   | Pressure .....                                  |   |                |             |  |            |
|   |   | Pressure .....                                  | 70255          |   |   | Return .....                                    |                |             |  |            |
|   |   | Return .....                                    | ✗70518         | ★10"                                    | 39135   | <b>V-8 304 ENG.</b>                             |                |             |  |            |
|   | <b>1978</b>   |   |                |   | <b>6-CYL. 232 ENG.; 6-CYL. 258 ENG.</b>         |   |                |             |  |            |
|   | <b>6-CYL. 258 ENG.</b>                              |   |                |   | Pressure .....                                  |   |                |             |  |            |
|   |   | Pressure .....                                  | 70255          |   |   | Return .....                                    |                |             |  |            |
|   |   | Return .....                                    | ✗70518         | ★10"                                    | 39135   | <b>V-8 304 ENG.</b>                             |                |             |  |            |
|   |   | Return .....                                    |                |   |   | <b>1971</b>                                     |                |             |  |            |
|   |   | Return .....                                    |                |   |   | <b>1971</b>                                     |                |             |  |            |

\* Cut From C.P.E. 3/8" I.D. Hose: 71350 (48"), 81352 (25").  
 † Cut From S.A.E. 11/32" I.D. Hose: 80062 (12"), 80063 (24"), 80064 (36"), 81353 (25").  
 ★ Cut From S.A.E. 3/8" I.D. Hose: 71224 (24"), 71236 (36"), 71206 (48"), 81206 (25"). May Also Use 3/8" C.P.E.  
 ♣ Cut From S.A.E. 5/8" I.D. Hose: 71351 (36").  
 □ Cut From 1/2" I.D. Suction Hose: 71296 (36"), 81354 (10').  
 ♠ Cut From 5/8" I.D. Suction Hose: 71207 (42"), 81355 (10').  
 ✖ Cut From 3/4" I.D. Suction Hose: 71297 (36"), 81356 (10').  
 ☆ See Page A14 For Pump or Gear Identification.

② Two Required.  
 ③ Three Required.  
 ④ Four Required.  
 ✗ Cut To Fit.  
 ♣ Replaces Both Upper and Lower Hose.  
 ▲ 252660 Adaptor Required For Some Models.  
 ♣ See Page A6 For Installation Procedure.

# Power Steering Hose for Passenger Cars

| Application                              | Assembly Number | Multi-Use Hose | End Fitting | Application                                 | Assembly Number | Multi-Use Hose | End Fitting |
|--|-----------------|----------------|-------------|---|-----------------|----------------|-------------|
| <b>AMERICAN MOTORS - Continued</b>       |                 |                |             | <b>AMERICAN MOTORS - Continued</b>          |                 |                |             |
| <b>PACER - Continued</b>                 |                 |                |             | <b>REBEL - Continued</b>                    |                 |                |             |
| <b>1978</b>                              |                 |                |             | <b>1967</b>                                 |                 |                |             |
| 6-CYL. 232 ENG.; 6-CYL. 258 ENG.         |                 |                |             | 6-CYL. 232 ENG.; V-8 290 ENG.; V-8 343 ENG. |                 |                |             |
| Pressure .....                           | 70864           |                |             | Pressure .....                              | 70228           |                |             |
| Return .....                             | ≠70518          | ★22"           | 39859       | Return .....                                |                 | ★20"           |             |
| V-8 304 ENG.                             |                 |                |             |   |                 |                |             |
| Return .....                             |                 | ★24"           |             |   |                 |                |             |
| <b>1977-1975</b>                         |                 |                |             | <b>SPIRIT</b>                               |                 |                |             |
| 6-CYL. 232 ENG.; 6-CYL. 258 ENG.         |                 |                |             | <b>1983</b>                                 |                 |                |             |
| Pressure .....                           | 70864           |                |             | 6-CYL. 4.2 L ENG.                           |                 |                |             |
| Return .....                             | ≠70551          | ★22"           | 39135       | Pressure .....                              | 71139           |                |             |
|  |                 |                |             | Return .....                                |                 | ★18"           |             |
| <b>RAMBLER</b>                           |                 |                |             | <b>1982-1980</b>                            |                 |                |             |
| <b>1969</b>                              |                 |                |             | 4-CYL. 2.5 L ENG.; 6-CYL. 4.2 L ENG.        |                 |                |             |
| 6-CYL. 199 ENG.; 6-CYL. 232 ENG.         |                 |                |             | Pressure .....                              | 71139           |                |             |
| Pressure .....                           | 70855           |                |             | Return .....                                |                 | ★18"           |             |
| Return .....                             |                 | ★38"           | 39135       |   |                 |                |             |
| V-8 290 ENG.; V-8 390 ENG.               |                 |                |             | <b>1979</b>                                 |                 |                |             |
| Pressure .....                           | 70228           |                |             | 4-CYL. 121 ENG.                             |                 |                |             |
| Return .....                             | ≠70551          | ★20"           | 39135       | Pressure; W/A.C. ....                       | 70859           |                |             |
|  |                 |                |             | Pressure; W/O A.C. ....                     | 71026           |                |             |
|  |                 |                |             | Return .....                                | ≠70629          | ★12"           | 39859       |
| <b>RAMBLER CLASSIC</b>                   |                 |                |             | 6-CYL. 232 ENG.; 6-CYL. 258 ENG.            |                 |                |             |
| <b>1966</b>                              |                 |                |             | Pressure .....                              | 70255           |                |             |
| 6-CYL. 199 ENG.; 6-CYL. 232 ENG.         |                 |                |             | Return .....                                | ≠70629          | ★12"           | 39859       |
| Return .....                             |                 | ★              |             | V-8 304 ENG.                                |                 |                |             |
| V-8 287 ENG.; V-8 290 ENG.; V-8 327 ENG. |                 |                |             | Pressure .....                              | 80112           |                |             |
| Pressure .....                           | 70852           |                |             | Return .....                                | ≠70551          | ★18"           | 39135       |
| Return .....                             |                 | ★              |             | <b>ASUNA</b>                                |                 |                |             |
| <b>REBEL</b>                             |                 |                |             | <b>SUNFIRE</b>                              |                 |                |             |
| <b>1970</b>                              |                 |                |             | <b>1993</b>                                 |                 |                |             |
| 6-CYL. 232 ENG.                          |                 |                |             | 4-CYL. 1.8 L ENG. (CANADA)                  |                 |                |             |
| Pressure .....                           | 70855           |                |             | Pressure .....                              | 71783           |                |             |
| Return .....                             |                 | ★38"           | 39135       | Return .....                                |                 | ★9"            |             |
| V-8 304 ENG.; V-8 360 ENG.; V-8 390 ENG. |                 |                |             |   |                 |                |             |
| Pressure .....                           | 70228           |                |             | <b>AUDI</b>                                 |                 |                |             |
| Return .....                             | ≠70551          | ★20"           | 39135       | <b>COUPE</b>                                |                 |                |             |
|  |                 |                |             | <b>1987</b>                                 |                 |                |             |
| <b>1969</b>                              |                 |                |             | 5-CYL. 2.2 L ENG.; 5-CYL. 2.3 L ENG.        |                 |                |             |
| 6-CYL. 232 ENG.                          |                 |                |             | Pressure .....                              | 71380           |                |             |
| Pressure .....                           | 70855           |                |             |   |                 |                |             |
| Return .....                             |                 | ★38"           | 39135       | <b>1986-1981</b>                            |                 |                |             |
| V-8 290 ENG.; V-8 343 ENG.; V-8 390 ENG. |                 |                |             | 5-CYL. 2.2 L ENG.                           |                 |                |             |
| Pressure .....                           | 70228           |                |             | Pressure .....                              | 71380           |                |             |
| Return .....                             | ≠70551          | ★20"           | 39135       |   |                 |                |             |
|  |                 |                |             | <b>QUATTRO</b>                              |                 |                |             |
| <b>1968</b>                              |                 |                |             | <b>1985-1983</b>                            |                 |                |             |
| 6-CYL. 232 ENG.                          |                 |                |             | 5-CYL. 2.2 L ENG.                           |                 |                |             |
| Pressure .....                           | 70855           |                |             | Pressure .....                              | 71380           |                |             |
| Return .....                             |                 | ★38"           | 39135       |   |                 |                |             |
| V-8 290 ENG.; V-8 343 ENG.               |                 |                |             |   |                 |                |             |
| Pressure .....                           | 70228           |                |             |   |                 |                |             |
| Return .....                             | ≠70551          | ★20"           | 39135       |   |                 |                |             |

**SYSTEM PUMP & GEAR IDENT.**

**SYSTEM & COMPONENT IDENT.**

**PASS. CARS**

**LIGHT TRUCKS**

**MEDIUM/HEAVY TRUCKS**

**BUSES**

**HOSE NUMERICAL**

**REPAIR KITS**

**KIT NUMERICAL**

**ILLUSTRATIONS**

\* Cut From C.P.E. 3/8" I.D. Hose: 71350 (48"), 81352 (25").  
 † Cut From S.A.E. 11/32" I.D. Hose: 80062 (12"), 80063 (24"), 80064 (36"), 81353 (25").  
 ★ Cut From S.A.E. 3/8" I.D. Hose: 71224 (24"), 71236 (36"), 71206 (48"), 81206 (25"). May Also Use 3/8" C.P.E.  
 ❖ Cut From S.A.E. 5/8" I.D. Hose: 71351 (36").  
 □ Cut From 1/2" I.D. Suction Hose: 71296 (36"), 81354 (10').  
 ❖ Cut From 5/8" I.D. Suction Hose: 71207 (42"), 81355 (10').  
 \* Cut From 3/4" I.D. Suction Hose: 71297 (36"), 81356 (10').  
 ☆ See Page A14 For Pump or Gear Identification.

② Two Required.  
 ③ Three Required.  
 ④ Four Required.  
 ≠ Cut To Fit.  
 \* Replaces Both Upper and Lower Hose.  
 ▲ 252660 Adaptor Required For Some Models.  
 ❖ See Page A6 For Installation Procedure.

# Power Steering Hose for Passenger Cars

|                                      | Application   | Assembly Number | Multi-Use Hose | End Fitting | Application   | Assembly Number | Multi-Use Hose | End Fitting |
|--------------------------------------|---|-----------------|----------------|-------------|---|-----------------|----------------|-------------|
| <b>SYSTEM PUMP &amp; GEAR IDENT.</b> | <b>AUDI - Continued</b>                                     |                 |                |             | <b>BMW - Continued</b>  |                 |                |             |
| <b>SYSTEM &amp; COMPONENT IDENT.</b> | <b>100</b>  |                 |                |             | <b>325E</b>   |                 |                |             |
| <b>PASS. CARS</b>                    | <b>1992</b>   |                 |                |             | <b>1987-1984</b>  |                 |                |             |
|                                      | <b>V-6 2.8 L ENG.</b>                                       |                 |                |             | <b>6-CYL. 2.7 L ENG.</b>  |                 |                |             |
|                                      | Return - Cooler To Pipe .....                               |                 | ★27"           |             | Pressure .....  | 71361           |                |             |
|                                      | Return - Cooler To Reservoir .....                          |                 | ★16"           |             | Return .....  |                 | ☐              |             |
|                                      | <b>4000</b>   |                 |                |             | <b>528E</b>   |                 |                |             |
|                                      | <b>1987-1980</b>  |                 |                |             | <b>1988-1982</b>  |                 |                |             |
|                                      | <b>5-CYL. 2.2 L ENG.</b>                                    |                 |                |             | <b>6-CYL. 2.7 L ENG.</b>  |                 |                |             |
|                                      | Pressure .....  | 71380           |                |             | Return .....  |                 | ☐              |             |
|                                      | <b>5000</b>   |                 |                |             | <b>633CSI</b>   |                 |                |             |
|                                      | <b>1988-1987</b>  |                 |                |             | <b>1984-1980</b>  |                 |                |             |
|                                      | <b>5-CYL. 2.2 L ENG.; 5-CYL. 2.3 L ENG.</b>                 |                 |                |             | <b>6-CYL. 3.2 L ENG.</b>  |                 |                |             |
|                                      | Pressure .....  | 71382           |                |             | Return .....  |                 | ☐              |             |
|                                      | Return .....  | 71381           |                |             | <b>1979-1978</b>  |                 |                |             |
|                                      | <b>1986</b>   |                 |                |             | <b>6-CYL. 196 ENG.</b>  |                 |                |             |
|                                      | <b>5-CYL. 2.2 L ENG.</b>                                    |                 |                |             | Return .....  |                 | ☐              |             |
|                                      | Pressure .....  | 71382           |                |             | <b>635CSI</b>   |                 |                |             |
|                                      | Return .....  | 71381           |                |             | <b>1987-1985</b>  |                 |                |             |
|                                      | <b>1985-1984</b>  |                 |                |             | <b>6-CYL. 3.5 L ENG.</b>  |                 |                |             |
|                                      | <b>5-CYL. 2.0 L DIESEL ENG. (CANADA); 5-CYL. 2.2 L ENG.</b> |                 |                |             | Return .....  |                 | ☐              |             |
|                                      | Pressure .....  | 71382           |                |             | <b>733I</b>   |                 |                |             |
|                                      | Return .....  | 71381           |                |             | <b>1984-1980</b>  |                 |                |             |
|                                      | <b>1983-1980</b>  |                 |                |             | <b>6-CYL. 3.2 L ENG.</b>  |                 |                |             |
|                                      | <b>5-CYL. 2.0 L DIESEL ENG.; 5-CYL. 2.2 L ENG.</b>          |                 |                |             | Return .....  |                 | ☐              |             |
|                                      | Pressure .....  | 71380           |                |             | <b>1979-1978</b>  |                 |                |             |
|                                      | Return .....  | 71380           |                |             | <b>6-CYL. 196 ENG.</b>  |                 |                |             |
|                                      | <b>1979</b>   |                 |                |             | Return .....  |                 | ☐              |             |
|                                      | <b>5-CYL. 121 DIESEL ENG.; 5-CYL. 131 ENG.</b>              |                 |                |             | <b>735I</b>   |                 |                |             |
|                                      | Pressure .....  | 71380           |                |             | <b>1987-1985</b>  |                 |                |             |
|                                      | <b>1978</b>   |                 |                |             | <b>6-CYL. 3.5 L ENG.</b>  |                 |                |             |
|                                      | <b>5-CYL. 131 ENG.</b>                                      |                 |                |             | Return .....  |                 | ☐              |             |
|                                      | Pressure .....  | 71380           |                |             | <b>BUICK</b>  |                 |                |             |
|                                      | <b>BMW</b>  |                 |                |             | IMPORTANT: PLEASE NOTE. To select correct replacement parts, it may be necessary to identify the code character for the engine by looking at the VIN (Vehicle Identification Number) located on the dash panel. For 1981 and newer cars, refer to the 8th digit of VIN for the correct engine code. For 1980 and older cars, refer to the 5th digit of VIN for the correct engine code. |                 |                |             |
|                                      | <b>318I</b>   |                 |                |             | <b>APOLLO</b>   |                 |                |             |
|                                      | <b>1991</b>   |                 |                |             | <b>1975</b>   |                 |                |             |
|                                      | <b>4-CYL. 1.8 L ENG.</b>                                    |                 |                |             | <b>6-CYL. 250 ENG.</b>  |                 |                |             |
|                                      | Pressure .....  | 71360           |                | ☐           | Pressure; W/A.P. ....   | 70279           |                |             |
|                                      | Return .....  |                 |                |             | Pressure; W/O A.P. ....   | 70265           |                |             |
|                                      | <b>1985-1984</b>  |                 |                |             | Return .....  | ☐-70629         | ★12"           | 39859       |
|                                      | <b>4-CYL. 1.8 L ENG.</b>                                    |                 |                |             | <b>V-8 260 ENG.</b>   |                 |                |             |
|                                      | Pressure .....  | 71360           |                | ☐           | Pressure .....  | 80217           |                |             |
|                                      | Return .....  |                 |                |             | Return .....  | ☐-70629         | ★12"           | 39859       |
|                                      | <b>325</b>  |                 |                |             |   |                 |                |             |
|                                      | <b>1988-1986</b>  |                 |                |             |   |                 |                |             |
|                                      | <b>6-CYL. 2.7 L ENG.</b>                                    |                 |                |             |   |                 |                |             |
|                                      | Pressure .....  | 71361           |                | ☐           |   |                 |                |             |
|                                      | Return .....  |                 |                |             |   |                 |                |             |

**ILLUSTRATIONS**

\* Cut From C.P.E. 3/8" I.D. Hose: 71350 (48"), 81352 (25').  
 † Cut From S.A.E. 11/32" I.D. Hose: 80062 (12"), 80063 (24"), 80064 (36"), 81353 (25').  
 ★ Cut From S.A.E. 3/8" I.D. Hose: 71224 (24"), 71236 (36"), 71206 (48"), 81206 (25'). May Also Use 3/8" C.P.E.  
 ♣ Cut From S.A.E. 5/8" I.D. Hose: 71351 (36").  
 ☐ Cut From 1/2" I.D. Suction Hose: 71296 (36"), 81354 (10').  
 ♣ Cut From 5/8" I.D. Suction Hose: 71207 (42"), 81355 (10').  
 ★ Cut From 3/4" I.D. Suction Hose: 71297 (36"), 81356 (10').  
 ☆ See Page A14 For Pump or Gear Identification.

② Two Required.  
 ③ Three Required.  
 ④ Four Required.  
 ☐- Cut To Fit.  
 ♣ Replaces Both Upper and Lower Hose.  
 ▲ 252660 Adaptor Required For Some Models.  
 ♣ See Page A6 For Installation Procedure.

# Power Steering Hose for Passenger Cars

| Application                           | Assembly Number | Multi-Use Hose | End Fitting | Application                             | Assembly Number | Multi-Use Hose | End Fitting |
|---------------------------------------|-----------------|----------------|-------------|---|-----------------|----------------|-------------|
| <b>BUICK - Continued</b>              |                 |                |             | <b>BUICK - Continued</b>                |                 |                |             |
| <b>APOLLO - Continued</b>             |                 |                |             | <b>CENTURY - Continued</b>              |                 |                |             |
| <b>1975 - Continued</b>               |                 |                |             | <b>1992-1991 - Continued</b>            |                 |                |             |
| <b>V-8 350 ENG.</b>                   |                 |                |             | <b>V-6 3.3 L ENG. - Continued</b>       |                 |                |             |
| Pressure .....                        | 70265           |                |             | Return - Cooler To Pump .....           |                 | *24"           |             |
| Return .....                          | ✕70518          | ★19"           | 39859       | Return - From Gear; W/Cooler .....      | 91937           |                |             |
| <b>1974-1973</b>                      |                 |                |             | <b>1990</b>                             |                 |                |             |
| <b>6-CYL. 250 ENG.</b>                |                 |                |             | <b>4-CYL. 2.5 L ENG.</b>                |                 |                |             |
| Pressure .....                        | 70257           |                |             | Pressure .....                          | 91655           |                |             |
| Return .....                          | ✕70551          | ★19"           | 39135       | Return .....                            | 91551           |                |             |
| <b>V-8 350 ENG.</b>                   |                 |                |             | <b>V-6 3.3 L ENG.</b>                   |                 |                |             |
| Pressure .....                        | 70271           |                |             | Pressure .....                          | 91657           |                |             |
| Return .....                          | ✕70518          | ★16"           | 39859       | Return - Cooler To Pump .....           |                 | *24"           |             |
| <b>CENTURION</b>                      |                 |                |             | <b>1989</b>                             |                 |                |             |
| <b>1973</b>                           |                 |                |             | <b>4-CYL. 2.5 L ENG.</b>                |                 |                |             |
| <b>V-8 350 ENG.</b>                   |                 |                |             | Pressure .....                          |                 |                |             |
| Pressure .....                        | 70265           |                |             | Return .....                            | 91655           |                |             |
| Return .....                          | ✕70177          | ★15"           | 39859       | <b>V-6 2.8 L ENG.</b>                   |                 |                |             |
| <b>V-8 455 ENG.</b>                   |                 |                |             | Pressure .....                          |                 |                |             |
| Pressure .....                        | 70235           |                |             | Return - Cooler To Pipe .....           | 91658           |                |             |
| Return .....                          | ✕70177          | ★18"           | 39859       | Return - From Gear; W/Cooler .....      | 91937           | *10"           |             |
| <b>1972</b>                           |                 |                |             | Return - Pipe To Pump; W/Cooler .....   |                 |                |             |
| <b>V-8 350 ENG.; V-8 455 ENG.</b>     |                 |                |             | Pressure .....                          |                 |                |             |
| Pressure .....                        | 80123           |                |             | Return - Cooler To Pump .....           | 91657           |                |             |
| Return .....                          | ✕70629          | ★21"           | 39859       | Return - From Gear; W/Cooler .....      | 91937           | *24"           |             |
| <b>1971</b>                           |                 |                |             | <b>1988</b>                             |                 |                |             |
| <b>V-8 455 ENG.</b>                   |                 |                |             | <b>4-CYL. 2.5 L ENG.</b>                |                 |                |             |
| Pressure .....                        | 80123           |                |             | Pressure .....                          | 91655           |                |             |
| Return .....                          | ✕70629          | ★21"           | 39859       | Return .....                            | 91551           |                |             |
| <b>CENTURY</b>                        |                 |                |             | <b>V-6 2.8 L ENG.</b>                   |                 |                |             |
| <b>1995-1994</b>                      |                 |                |             | Pressure .....                          |                 |                |             |
| <b>4-CYL. 2.2 L ENG.</b>              |                 |                |             | Return - Cooler To Pipe .....           |                 |                |             |
| Pressure .....                        | 91716           |                |             | Return - From Gear; W/Cooler .....      | 91937           | *10"           |             |
| Return .....                          | 80038           |                |             | Return - Pipe To Pump; W/Cooler .....   |                 | *3"            |             |
| <b>V-6 3.1 L ENG.</b>                 |                 |                |             | <b>V-6 3.8 L ENG.</b>                   |                 |                |             |
| Pressure .....                        | 91778           |                |             | Pressure .....                          | 91654           |                |             |
| Return - Cooler To Pipe .....         |                 | *29"           |             | Return - Cooler To Pump .....           |                 | *24"           |             |
| Return - From Gear; W/Cooler .....    | 91936           |                |             | Return - From Gear; W/Cooler .....      | 91937           |                |             |
| Return - Pipe To Pump; W/Cooler ..... |                 | *4"            |             | <b>1987</b>                             |                 |                |             |
| <b>1993</b>                           |                 |                |             | <b>4-CYL. 2.5 L ENG.</b>                |                 |                |             |
| <b>4-CYL. 2.2 L ENG.</b>              |                 |                |             | Pressure; Early; W/18mm End Fittings .. |                 |                |             |
| Pressure .....                        | 91716           |                |             | Pressure; Late; W/16, 18mm End Fit-     | 91865           |                |             |
| Return .....                          | 80038           |                |             | tings .....                             | 91656           |                |             |
| <b>V-6 3.3 L ENG.</b>                 |                 |                |             | Return .....                            |                 |                |             |
| Pressure .....                        | 91715           |                |             | Return .....                            | 91551           |                |             |
| Return - Cooler To Pump .....         |                 | *24"           |             | <b>V-6 2.8 L ENG.</b>                   |                 |                |             |
| Return - From Gear; W/Cooler .....    | 91937           |                |             | Pressure - Pump To Tee .....            | 91631           |                |             |
| <b>1992-1991</b>                      |                 |                |             | Return - Cooler To Pipe .....           |                 |                |             |
| <b>4-CYL. 2.5 L ENG.</b>              |                 |                |             | Return - From Gear; W/Cooler .....      |                 |                |             |
| Pressure .....                        | 91655           |                |             | Return - Pipe To Pump; W/Cooler .....   | 91937           | *10"           |             |
| Return .....                          | 91551           |                |             | <b>V-6 3.8 L ENG.</b>                   |                 |                |             |
| <b>V-6 3.3 L ENG.</b>                 |                 |                |             | Pressure; Early .....                   |                 |                |             |
| Pressure .....                        | 91715           |                |             | Pressure; Late .....                    | 70440           |                |             |
| Return .....                          |                 |                |             | Return - Cooler To Pump .....           | 80142           |                |             |
| Return .....                          |                 |                |             | Return - From Gear; W/Cooler .....      | 91937           | *24"           |             |

**SYSTEM PUMP & GEAR IDENT.**

**SYSTEM & COMPONENT IDENT.**

**PASS. CARS**

**LIGHT TRUCKS**

**MEDIUM/HEAVY TRUCKS**

**BUSES**

**HOSE NUMERICAL**

**REPAIR KITS**

**KIT NUMERICAL**

**ILLUSTRATIONS**

\* Cut From C.P.E. 3/8" I.D. Hose: 71350 (48"), 81352 (25').  
 † Cut From S.A.E. 11/32" I.D. Hose: 80062 (12"), 80063 (24"), 80064 (36"), 81353 (25').  
 ★ Cut From S.A.E. 3/8" I.D. Hose: 71224 (24"), 71236 (36"), 71206 (48"), 81206 (25'). May Also Use 3/8" C.P.E.  
 ♣ Cut From S.A.E. 5/8" I.D. Hose: 71351 (36").  
 □ Cut From 1/2" I.D. Suction Hose: 71296 (36"), 81354 (10').  
 ♠ Cut From 5/8" I.D. Suction Hose: 71207 (42"), 81355 (10').  
 ✱ Cut From 3/4" I.D. Suction Hose: 71297 (36"), 81356 (10').  
 ☆ See Page A14 For Pump or Gear Identification.

② Two Required.  
 ③ Three Required.  
 ④ Four Required.  
 ✂ Cut To Fit.  
 ♣ Replaces Both Upper and Lower Hose.  
 ▲ 252660 Adaptor Required For Some Models.  
 ♣ See Page A6 For Installation Procedure.

# Power Steering Hose for Passenger Cars

|                                      | Application                           | Assembly Number | Multi-Use Hose | End Fitting | Application   | Assembly Number | Multi-Use Hose | End Fitting |
|--------------------------------------|---------------------------------------|-----------------|----------------|-------------|---|-----------------|----------------|-------------|
| <b>SYSTEM PUMP &amp; GEAR IDENT.</b> | <b>BUICK - Continued</b>              |                 |                |             | <b>BUICK - Continued</b>                                |                 |                |             |
|                                      | <b>CENTURY - Continued</b>            |                 |                |             | <b>CENTURY - Continued</b>                              |                 |                |             |
|                                      | <b>1986</b>                           |                 |                |             | <b>1983</b>   |                 |                |             |
| <b>SYSTEM &amp; COMPONENT IDENT.</b> | <b>4-CYL. 2.5 L ENG.</b>              |                 |                |             | <b>4-CYL. 2.5 L ENG.</b>                                |                 |                |             |
|                                      | Pressure - From Pump .....            | 91526           |                |             | Pressure - From Pump .....                              | 91526           |                |             |
|                                      | Pressure - To Gear .....              | 71188           |                |             | Pressure - To Gear .....                                | 71188           |                |             |
|                                      | Return - From Gear .....              | ≠71322          |                |             | Return - From Gear .....                                | ≠71322          |                |             |
|                                      | Return - To Pump .....                |                 | *7"            |             | Return - To Pump .....                                  |                 | *5"            |             |
|                                      | <b>V-6 2.8 L ENG.</b>                 |                 |                |             | <b>V-6 2.8 L ENG. (CANADA)</b>                          |                 |                |             |
|                                      | Pressure; W/O A.C. ....               | 91864           |                |             | Pressure; W/O A.C. ....                                 | 91864           |                |             |
|                                      | Pressure - Pump To Tee; W/A.C. ....   | 39137           |                |             | Pressure - Pump To Tee; W/A.C. ....                     | 39137           |                |             |
|                                      | Pressure - Tee To Gear; W/A.C. ....   | 91502           |                |             | Pressure - Tee To Gear; W/A.C. ....                     | 91502           |                |             |
|                                      | Return; W/O A.C. ....                 | 91551           |                |             | Return; W/O A.C. ....                                   | 91551           |                |             |
|                                      | Return - Tee To Gear; W/A.C. ....     | 91551           |                |             | Return - Tee To Gear; W/A.C. ....                       | 91551           |                |             |
| <b>PASS. CARS</b>                    | <b>V-6 3.8 L ENG.</b>                 |                 |                |             | <b>V-6 3.0 L ENG.</b>                                   |                 |                |             |
|                                      | Pressure - From Pump .....            | 70440           |                |             | Pressure - From Pump; W/A.C. ....                       | 71258           |                |             |
|                                      | Pressure - To Gear .....              | 91533           |                |             | Pressure - From Pump; W/O A.C. ....                     | 91501           |                |             |
|                                      | Return - Cooler To Pump .....         |                 | *24"           |             | Pressure - To Gear .....                                | 91533           |                |             |
|                                      | Return - From Gear; W/Cooler .....    | 91937           |                |             | Return - From Gear .....                                | 91551           |                |             |
|                                      | <b>1985</b>                           |                 |                |             | <b>V-6 4.3 L DIESEL ENG.</b>                            |                 |                |             |
| <b>LIGHT TRUCKS</b>                  | <b>4-CYL. 2.5 L ENG.</b>              |                 |                |             | Reservoir .....   |                 |                |             |
|                                      | Pressure - From Pump .....            | 91526           |                |             |   |                 | ✱              |             |
|                                      | Pressure - To Gear .....              | 71188           |                |             | <b>1982</b>   |                 |                |             |
|                                      | Return - From Gear .....              | ≠71322          |                |             | <b>4-CYL. 2.5 L ENG.</b>                                |                 |                |             |
|                                      | Return - To Pump .....                |                 | *7"            |             | Pressure - From Pump .....                              | 91526           |                |             |
|                                      | <b>V-6 2.8 L ENG. (CANADA)</b>        |                 |                |             | Pressure - To Gear .....                                | 71188           |                |             |
|                                      | Pressure; W/O A.C. ....               | 91864           |                |             | Return - From Gear .....                                | ≠71322          |                |             |
|                                      | Pressure - Pump To Tee; W/A.C. ....   | 39137           |                |             | Return - To Pump .....                                  |                 | *5"            |             |
|                                      | Pressure - Tee To Gear; W/A.C. ....   | 91502           |                |             | <b>V-6 2.8 L ENG. (CANADA)</b>                          |                 |                |             |
|                                      | Return; W/O A.C. ....                 | 91551           |                |             | Pressure - From Pump .....                              | 71189           |                |             |
|                                      | Return - Tee To Gear; W/A.C. ....     | 91551           |                |             | Pressure - To Gear .....                                | 91530           |                |             |
|                                      | <b>V-6 3.0 L ENG.</b>                 |                 |                |             | Return - From Gear .....                                | 91551           |                |             |
|                                      | Pressure - From Pump .....            | 71258           |                |             | <b>V-6 3.0 L ENG.</b>                                   |                 |                |             |
|                                      | Pressure - To Gear .....              | 91533           |                |             | Pressure - From Pump .....                              | 71191           |                |             |
|                                      | Return - From Gear .....              | 91551           |                |             | Pressure - To Gear .....                                | 91530           |                |             |
|                                      | <b>V-6 3.8 L ENG.</b>                 |                 |                |             | Return - From Gear .....                                | 91551           |                |             |
|                                      | Pressure - From Pump .....            | 71258           |                |             | <b>V-6 4.3 L DIESEL ENG.</b>                            |                 |                |             |
|                                      | Pressure - To Gear .....              | 91533           |                |             | Pressure - To Gear .....                                | 91530           |                |             |
|                                      | Return - To Pump .....                |                 | *15"           |             | Reservoir .....   |                 | ✱              |             |
|                                      | <b>V-6 4.3 L DIESEL ENG.</b>          |                 |                |             | Return - From Gear .....                                |                 | *24"           |             |
|                                      | Pressure .....                        | 91509           |                |             | <b>1981</b>   |                 |                |             |
|                                      | Reservoir .....                       |                 | ✱              |             | <b>V-6 3.8 L ENG.</b>                                   |                 |                |             |
|                                      | <b>1984</b>                           |                 |                |             | Pressure .....  | 71042           |                |             |
|                                      | <b>4-CYL. 2.5 L ENG.</b>              |                 |                |             | Return .....  |                 | *14"           |             |
|                                      | Pressure - From Pump .....            | 91526           |                |             | <b>V-8 4.3 L ENG.; V-8 5.7 L DIESEL ENG.</b>            |                 |                |             |
|                                      | Pressure - To Gear .....              | 71188           |                |             | Pressure .....  | 71043           |                |             |
|                                      | Return - From Gear .....              | ≠71322          |                |             | Return .....  |                 | *14"           |             |
|                                      | Return - To Pump .....                |                 | *5"            |             | <b>V-8 4.4 L ENG. (CANADA); V-8 5.0 L ENG. (CANADA)</b> |                 |                |             |
|                                      | <b>V-6 2.8 L ENG. (CANADA)</b>        |                 |                |             | Pressure .....  | 71074           |                |             |
|                                      | Pressure; W/O A.C. ....               | 91864           |                |             | Return .....  |                 | *14"           |             |
|                                      | Pressure - Pump To Tee; W/A.C. ....   | 39137           |                |             | <b>1980</b>   |                 |                |             |
|                                      | Pressure - Tee To Gear; W/A.C. ....   | 91502           |                |             | <b>V-6 3.8 L ENG.</b>                                   |                 |                |             |
|                                      | Return; W/O A.C. ....                 | 91551           |                |             | Pressure; W/A.P.; W/O Turbo .....                       | 71042           |                |             |
|                                      | Return - Tee To Gear; W/A.C. ....     | 91551           |                |             | Pressure; W/O A.P.; W/Flared Fitting;                   |                 |                |             |
|                                      | <b>V-6 3.0 L ENG.; V-6 3.8 L ENG.</b> |                 |                |             | W/O Turbo .....   | 80158           |                |             |
|                                      | Pressure - From Pump .....            | 71258           |                |             | Pressure; W/O A.P.; W/O-Ring Fitting;                   |                 |                |             |
|                                      | Pressure - To Gear .....              | 91533           |                |             | W/O Turbo .....   | 71043           |                |             |
|                                      | Return - From Gear .....              | 91551           |                |             | Pressure; W/Turbo .....                                 | 71119           |                |             |
|                                      | <b>V-6 4.3 L DIESEL ENG.</b>          |                 |                |             | Return; W/O Turbo .....                                 |                 | *15"           |             |
|                                      | Pressure .....                        | 91509           |                |             | Return; W/Turbo .....                                   |                 | *14"           |             |
|                                      | Reservoir .....                       |                 | ✱              |             |   |                 |                |             |

**ILLUSTRATIONS**

\* Cut From C.P.E. 3/8" I.D. Hose: 71350 (48"), 81352 (25').  
 † Cut From S.A.E. 11/32" I.D. Hose: 80062 (12"), 80063 (24"), 80064 (36"), 81353 (25').  
 ★ Cut From S.A.E. 3/8" I.D. Hose: 71224 (24"), 71236 (36"), 71206 (48"), 81206 (25'). May Also Use 3/8" C.P.E.  
 ✱ Cut From S.A.E. 5/8" I.D. Hose: 71351 (36").  
 □ Cut From 1/2" I.D. Suction Hose: 71296 (36"), 81354 (10').  
 ✱ Cut From 5/8" I.D. Suction Hose: 71207 (42"), 81355 (10').  
 ✱ Cut From 3/4" I.D. Suction Hose: 71297 (36"), 81356 (10').  
 ☆ See Page A14 For Pump or Gear Identification.

② Two Required.  
 ③ Three Required.  
 ④ Four Required.  
 ≠ Cut To Fit.  
 ✱ Replaces Both Upper and Lower Hose.  
 ▲ 252660 Adaptor Required For Some Models.  
 ✱ See Page A6 For Installation Procedure.



# Power Steering Hose for Passenger Cars

| Application                           | Assembly Number | Multi-Use Hose | End Fitting | Application                               | Assembly Number | Multi-Use Hose | End Fitting |                                      |
|---------------------------------------|-----------------|----------------|-------------|---|-----------------|----------------|-------------|--------------------------------------|
| <b>BUICK - Continued</b>              |                 |                |             | <b>BUICK - Continued</b>                  |                 |                |             | <b>SYSTEM PUMP &amp; GEAR IDENT.</b> |
| <b>CENTURY - Continued</b>            |                 |                |             | <b>CENTURY - Continued</b>                |                 |                |             |                                      |
| <b>1980 - Continued</b>               |                 |                |             | <b>1976</b>                               |                 |                |             | <b>SYSTEM &amp; COMPONENT IDENT.</b> |
| <b>V-8 4.3 L ENG.; V-8 4.9 L ENG.</b> |                 |                |             | <b>V-6 231 ENG.</b>                       |                 |                |             |                                      |
| Pressure .....                        | 71043           |                |             | Pressure .....                            | 80137           |                |             |                                      |
| Return .....                          |                 | *15"           |             | Return .....                              | ☞70518          | ★18"           | 39135       |                                      |
| <b>V-8 5.0 L ENG.</b>                 |                 |                |             | <b>V-8 350 ENG.</b>                       |                 |                |             | <b>PASS. CARS</b>                    |
| Pressure .....                        | 71074           |                |             | Pressure .....                            | 70265           |                |             |                                      |
| Return .....                          |                 | *20"           |             | Return .....                              | ☞70518          | ★15"           | 39135       |                                      |
| <b>1979</b>                           |                 |                |             | <b>1975</b>                               |                 |                |             | <b>LIGHT TRUCKS</b>                  |
| <b>V-6 196 ENG.</b>                   |                 |                |             | <b>V-6 231 ENG.</b>                       |                 |                |             |                                      |
| Pressure; W/A.P. ....                 | 80137           |                |             | Pressure .....                            | 70265           |                |             |                                      |
| Pressure; W/O A.P. ....               | 80158           |                |             | Return .....                              | ☞70177          | ★18"           | 39859       |                                      |
| Return .....                          | ☞70629          | ★18"           | 39135       | <b>V-8 350 ENG.</b>                       |                 |                |             |                                      |
| <b>V-6 231 ENG.</b>                   |                 |                |             | Pressure .....                            |                 |                |             | 70265                                |
| Pressure; W/A.P.; W/O Turbo .....     | 80137           |                |             | Return .....                              | ☞70518          | ★18"           | 39135       |                                      |
| Pressure; W/O A.P.; W/O Turbo .....   | 80158           |                |             | <b>1974-1973</b>                          |                 |                |             |                                      |
| Pressure; W/Turbo .....               | 80188           |                |             | <b>V-8 350 ENG.</b>                       |                 |                |             |                                      |
| Return; W/O Turbo .....               | ☞70629          | ★18"           | 39135       | Pressure .....                            | 70265           |                |             |                                      |
| Return; W/Turbo .....                 | ☞70551          | ★20"           | 39135       | Return .....                              | ☞70177          | ★16"           | 39859       |                                      |
| <b>V-8 301 ENG.</b>                   |                 |                |             | <b>V-8 455 ENG.</b>                       |                 |                |             | <b>MEDIUM/HEAVY TRUCKS</b>           |
| Pressure .....                        | 80116           |                |             | Return .....                              | ☞70177          | ★20"           | 39859       |                                      |
| Return .....                          | ☞70177          | ★12"           | 39859       | <b>ELECTRA</b>                            |                 |                |             |                                      |
| <b>V-8 305 ENG.; V-8 350 ENG.</b>     |                 |                |             | <b>1990</b>                               |                 |                |             | <b>BUSES</b>                         |
| Pressure; W/A.C. ....                 | 80141           |                |             | <b>V-6 3.8 L ENG.</b>                     |                 |                |             |                                      |
| Pressure; W/O A.C. ....               | 70260           |                |             | Pressure .....                            | 92008           |                |             |                                      |
| Return .....                          | ☞70551          | ★20"           | 39135       | Return .....                              | 91784           |                |             |                                      |
| <b>1978</b>                           |                 |                |             | <b>1989-1988</b>                          |                 |                |             | <b>HOSE NUMERICAL</b>                |
| <b>V-6 196 ENG.</b>                   |                 |                |             | <b>V-6 3.8 L ENG.</b>                     |                 |                |             |                                      |
| Pressure; W/A.P. ....                 | 80137           |                |             | Pressure .....                            | 92008           |                |             |                                      |
| Pressure; W/O A.P. ....               | 80158           |                |             | Return .....                              | 91784           |                |             |                                      |
| Return .....                          | 70629           | ★18"           | 39859       | <b>V-8 5.0 L ENG.</b>                     |                 |                |             |                                      |
| <b>V-6 231 ENG.</b>                   |                 |                |             | Pressure .....                            |                 |                |             | 71120                                |
| Pressure; W/A.P. ....                 | 80137           |                |             | Return .....                              |                 | ★11"           |             |                                      |
| Pressure; W/O A.P. ....               | 80158           |                |             | <b>1987</b>                               |                 |                |             |                                      |
| Return .....                          | ☞70629          | ★18"           | 39859       | <b>V-6 3.8 L ENG.</b>                     |                 |                |             |                                      |
| <b>V-8 305 ENG.; V-8 350 ENG.</b>     |                 |                |             | Pressure .....                            |                 |                |             | 92008                                |
| Pressure .....                        | 80116           |                |             | Return .....                              | 91784           |                |             |                                      |
| Return .....                          | ☞70551          | ★18"           | 39135       | <b>V-8 5.0 L ENG.</b>                     |                 |                |             |                                      |
| <b>1977</b>                           |                 |                |             | Pressure; W/A.C. ....                     |                 |                |             | 71120                                |
| <b>V-6 231 ENG.</b>                   |                 |                |             | Return; W/A.C. ....                       |                 |                |             | ★11"                                 |
| Pressure; W/A.P. ....                 | 80137           |                |             | <b>1986</b>                               |                 |                |             |                                      |
| Pressure; W/O A.P. ....               | 80158           |                |             | <b>V-6 3.8 L ENG.</b>                     |                 |                |             |                                      |
| Return .....                          | ☞70629          | ★18"           | 39859       | Pressure .....                            | 92008           |                |             |                                      |
| <b>V-8 305 ENG.</b>                   |                 |                |             | Return .....                              |                 |                |             | 91784                                |
| Pressure .....                        | 80116           |                |             | <b>V-8 5.0 L ENG.</b>                     |                 |                |             |                                      |
| Return .....                          |                 | ★12"           |             | Pressure; W/FWD .....                     | 92008           |                |             |                                      |
| <b>V-8 350 ENG.</b>                   |                 |                |             | Return - Cooler To Pipe; W/FWD .....      |                 |                |             | ★12"                                 |
| Pressure; Eng. VIN H, J .....         | 70265           |                |             | Return - From Gear; W/Cooler; W/FWD ..... | ☞71319          |                |             |                                      |
| Pressure; Eng. VIN L, R .....         | 80116           |                |             | Return - Pipe To Pump; W/Cooler;          |                 |                |             |                                      |
| Return; Eng. VIN H, J .....           |                 | ★15"           |             | W/FWD .....                               |                 | ★18"           |             |                                      |
| Return; Eng. VIN L .....              |                 | ★12"           |             | <b>V-8 5.0 L ENG.</b>                     |                 |                |             |                                      |
| Return; Eng. VIN R .....              | ☞70551          | ★12"           | 39135       | Pressure .....                            | 71120           |                |             |                                      |
| <b>V-8 403 ENG.</b>                   |                 |                |             | Return .....                              |                 |                |             | ★11"                                 |
| Pressure .....                        | 80116           |                |             | <b>1985</b>                               |                 |                |             |                                      |
| Return .....                          | ☞70551          | ★12"           | 39135       | <b>V-6 3.0 L ENG.</b>                     |                 |                |             |                                      |
|                                       |                 |                |             | Pressure .....                            | 91534           |                |             |                                      |

\* Cut From C.P.E. 3/8" I.D. Hose: 71350 (48"), 81352 (25").  
 † Cut From S.A.E. 1 1/32" I.D. Hose: 80062 (12"), 80063 (24"), 80064 (36"), 81353 (25").  
 ★ Cut From S.A.E. 3/8" I.D. Hose: 71224 (24"), 71236 (36"), 71206 (48"), 81206 (25"). May Also Use 3/8" C.P.E.  
 ❖ Cut From S.A.E. 5/8" I.D. Hose: 71351 (36").  
 □ Cut From 1/2" I.D. Suction Hose: 71296 (36"), 81354 (10').  
 ❖ Cut From 5/8" I.D. Suction Hose: 71207 (42"), 81355 (10').  
 \* Cut From 3/4" I.D. Suction Hose: 71297 (36"), 81356 (10').  
 ☆ See Page A14 For Pump or Gear Identification.

② Two Required.  
 ③ Three Required.  
 ④ Four Required.  
 ☞ Cut To Fit.  
 ☞ Replaces Both Upper and Lower Hose.  
 \* 252660 Adaptor Required For Some Models.  
 ❖ See Page A6 For Installation Procedure.

**ILLUSTRATIONS**

# Power Steering Hose for Passenger Cars

|                                      | Application                           | Assembly Number | Multi-Use Hose | End Fitting | Application                         | Assembly Number | Multi-Use Hose | End Fitting |
|--------------------------------------|---------------------------------------|-----------------|----------------|-------------|-------------------------------------|-----------------|----------------|-------------|
| <b>SYSTEM PUMP &amp; GEAR IDENT.</b> | <b>BUICK - Continued</b>              |                 |                |             | <b>BUICK - Continued</b>            |                 |                |             |
|                                      | <b>ELECTRA - Continued</b>            |                 |                |             | <b>ELECTRA - Continued</b>          |                 |                |             |
|                                      | <b>1985 - Continued</b>               |                 |                |             | <b>1980</b>                         |                 |                |             |
|                                      | <b>V-6 3.0 L ENG. - Continued</b>     |                 |                |             | <b>V-6 4.1 L ENG.</b>               |                 |                |             |
|                                      | Return .....                          | 71319           |                |             | Pressure .....                      | 71072           |                |             |
| <b>SYSTEM &amp; COMPONENT IDENT.</b> | <b>V-6 3.8 L ENG.</b>                 |                 |                |             | Return .....                        |                 |                |             |
|                                      | Pressure .....                        | 91534           |                |             |                                     |                 | *15"           |             |
|                                      | Return - Cooler To Pipe .....         |                 | *12"           |             | <b>V-8 4.9 L ENG.</b>               |                 |                |             |
|                                      | Return - Gear To Cooler .....         | 71319           |                |             | Pressure .....                      | 71043           |                |             |
|                                      | Return - Pipe To Pump; W/Cooler ..... |                 | *12"           |             | Return .....                        |                 |                | *15"        |
| <b>PASS. CARS</b>                    | <b>V-6 4.3 L DIESEL ENG.</b>          |                 |                |             | <b>V-8 5.7 L ENG.</b>               |                 |                |             |
|                                      | Reservoir; W/O External E.G.R. ....   |                 | ♣              |             | Pressure; Eng. VIN R .....          | 71120           |                |             |
|                                      | Return; W/O External E.G.R. ....      | 71319           |                |             | Pressure; Eng. VIN X .....          | 71121           |                |             |
|                                      | Return - Cooler To Reservoir .....    |                 | *18"           |             | Return; Eng. VIN R .....            |                 |                | *15"        |
|                                      | <b>V-8 5.0 L ENG.</b>                 |                 |                |             | Return; Eng. VIN X .....            |                 |                |             |
|                                      | Pressure .....                        | 71120           |                |             | <b>V-8 5.7 L DIESEL ENG.</b>        |                 |                |             |
|                                      | Return .....                          |                 | *11"           |             | Pressure - Hydroboost To Gear; OE   |                 |                |             |
|                                      | <b>V-8 5.7 L DIESEL ENG.</b>          |                 |                |             | design change from a pressure pipe  |                 |                |             |
| <b>LIGHT TRUCKS</b>                  | Pressure - Hydroboost To Gear; OE     |                 |                |             | to a pressure hose. Use hose listed |                 |                |             |
|                                      | as replacement part .....             | 71068           |                |             | as replacement part .....           | 71068           |                |             |
|                                      | Pressure - Pump To Hydroboost .....   | 71199           |                |             | Pressure - Pump To Hydroboost ..... | 71199           |                |             |
|                                      | Return - Gear To Pump .....           |                 | *14"           |             | Return - Gear To Pump .....         |                 |                | *18"        |
|                                      | Return - Hydroboost To Pump .....     |                 | *38"           |             | Return - Hydroboost To Pump .....   |                 |                | *48"        |
|                                      | <b>1984-1982</b>                      |                 |                |             | <b>1979-1978</b>                    |                 |                |             |
| <b>MEDIUM/HEAVY TRUCKS</b>           | <b>V-6 4.1 L ENG.</b>                 |                 |                |             | <b>V-8 350 ENG.</b>                 |                 |                |             |
|                                      | Pressure .....                        | 80121           |                |             | Pressure; Eng. VIN R .....          | 80116           |                |             |
|                                      | Return .....                          |                 | *15"           |             | Pressure; Eng. VIN X .....          | 70265           |                |             |
|                                      | <b>V-8 5.0 L ENG.</b>                 |                 |                |             | Return .....                        |                 |                |             |
|                                      | Pressure .....                        | 71120           |                |             | Return .....                        | 70551           |                | *20"        |
|                                      | Return .....                          |                 | *10"           |             | <b>V-8 403 ENG.</b>                 |                 |                |             |
|                                      | <b>V-8 5.7 L DIESEL ENG.</b>          |                 |                |             | Pressure .....                      |                 |                |             |
| <b>BUSES</b>                         | Pressure - Hydroboost To Gear; OE     |                 |                |             | Return .....                        | 80116           |                | *20"        |
|                                      | design change from a pressure pipe    |                 |                |             | Return .....                        | 70551           |                | *20"        |
|                                      | to a pressure hose. Use hose listed   |                 |                |             | <b>1977</b>                         |                 |                |             |
|                                      | as replacement part .....             | 71068           |                |             | <b>V-8 350 ENG.</b>                 |                 |                |             |
|                                      | Pressure - Pump To Hydroboost .....   | 71199           |                |             | Pressure; Eng. VIN H, J .....       | 70265           |                |             |
|                                      | Return - Gear To Pump .....           |                 | *14"           |             | Pressure; Eng. VIN R .....          | 80116           |                |             |
|                                      | Return - Hydroboost To Pump .....     |                 | *38"           |             | Return; Eng. VIN H, J .....         |                 |                | *15"        |
|                                      | <b>1981</b>                           |                 |                |             | Return; Eng. VIN R .....            |                 |                |             |
|                                      | <b>V-6 4.1 L ENG.</b>                 |                 |                |             | Return .....                        |                 |                |             |
|                                      | Pressure; Early .....                 | 71072           |                |             | Pressure .....                      | 80116           |                | *12"        |
|                                      | Pressure; Late .....                  | 80121           |                |             | Return .....                        | 70551           |                | *12"        |
|                                      | Return .....                          |                 | *15"           |             | <b>V-8 403 ENG.</b>                 |                 |                |             |
|                                      | <b>V-8 5.0 L ENG.</b>                 |                 |                |             | Pressure .....                      |                 |                |             |
| <b>HOSE NUMERICAL</b>                | Pressure .....                        | 71120           |                |             | Return .....                        | 80116           |                | *12"        |
|                                      | Return .....                          |                 | *12"           |             | Return .....                        | 70551           |                | *12"        |
|                                      | <b>V-8 5.7 L ENG. (CANADA)</b>        |                 |                |             | <b>1976-1973</b>                    |                 |                |             |
|                                      | Pressure .....                        | 71074           |                |             | <b>V-8 455 ENG.</b>                 |                 |                |             |
|                                      | Return .....                          |                 | *13"           |             | Pressure .....                      | 70235           |                |             |
|                                      | <b>V-8 5.7 L DIESEL ENG.</b>          |                 |                |             | Return .....                        |                 |                |             |
|                                      | Pressure - Hydroboost To Gear; OE     |                 |                |             | Return .....                        | 70177           |                | *18"        |
|                                      | design change from a pressure pipe    |                 |                |             | <b>1972-1971</b>                    |                 |                |             |
|                                      | to a pressure hose. Use hose listed   |                 |                |             | <b>V-8 455 ENG.</b>                 |                 |                |             |
|                                      | as replacement part .....             | 71068           |                |             | Pressure .....                      | 80123           |                |             |
|                                      | Pressure - Pump To Hydroboost .....   | 71199           |                |             | Return .....                        | 70629           |                | *21"        |
|                                      | Return - Gear To Pump .....           |                 | *18"           | 39106       | <b>1970</b>                         |                 |                |             |
|                                      | Return - Hydroboost To Pump .....     |                 | *48"           |             | <b>V-8 455 ENG.</b>                 |                 |                |             |
|                                      | <b>1981</b>                           |                 |                |             | Pressure .....                      |                 |                |             |
|                                      | <b>V-6 4.1 L ENG.</b>                 |                 |                |             | Return .....                        |                 |                |             |
|                                      | Pressure; Early .....                 | 71072           |                |             | Pressure .....                      | 70251           |                |             |
|                                      | Pressure; Late .....                  | 80121           |                |             | Return .....                        | 80154           |                | *26"        |
|                                      | Return .....                          |                 | *15"           |             | <b>1969</b>                         |                 |                |             |
|                                      | <b>V-8 5.0 L ENG.</b>                 |                 |                |             | <b>V-8 430 ENG.</b>                 |                 |                |             |
|                                      | Pressure .....                        | 71120           |                |             | Pressure .....                      | 70251           |                |             |
|                                      | Return .....                          |                 | *12"           |             | Return .....                        | 80154           |                | *26"        |
|                                      | <b>V-8 5.7 L ENG. (CANADA)</b>        |                 |                |             | Return .....                        |                 |                |             |
|                                      | Pressure .....                        | 71074           |                |             | Return .....                        | 80154           |                | *26"        |
|                                      | Return .....                          |                 | *13"           |             | <b>1970</b>                         |                 |                |             |
|                                      | <b>V-8 5.7 L DIESEL ENG.</b>          |                 |                |             | <b>V-8 455 ENG.</b>                 |                 |                |             |
|                                      | Pressure - Hydroboost To Gear; OE     |                 |                |             | Pressure .....                      | 70251           |                |             |
|                                      | design change from a pressure pipe    |                 |                |             | Return .....                        | 80154           |                | *26"        |
|                                      | to a pressure hose. Use hose listed   |                 |                |             | <b>1969</b>                         |                 |                |             |
|                                      | as replacement part .....             | 71068           |                |             | <b>V-8 430 ENG.</b>                 |                 |                |             |
|                                      | Pressure - Pump To Hydroboost .....   | 71199           |                |             | Pressure .....                      | 70251           |                |             |
|                                      | Return - Gear To Pump .....           |                 | *18"           | 39106       | Return .....                        | 80154           |                | *26"        |
|                                      | Return - Hydroboost To Pump .....     |                 | *48"           |             | <b>1970</b>                         |                 |                |             |

\* Cut From C.P.E. 3/8" I.D. Hose: 71350 (48"), 81352 (25').  
 † Cut From S.A.E. 11/32" I.D. Hose: 80062 (12"), 80063 (24"), 80064 (36"), 81353 (25').  
 ★ Cut From S.A.E. 3/8" I.D. Hose: 71224 (24"), 71236 (36"), 71206 (48"), 81206 (25'). May Also Use 3/8" C.P.E.  
 ♣ Cut From S.A.E. 5/8" I.D. Hose: 71351 (36").  
 □ Cut From 1/2" I.D. Suction Hose: 71296 (36"), 81354 (10').  
 ♠ Cut From 5/8" I.D. Suction Hose: 71207 (42"), 81355 (10').  
 ✱ Cut From 3/4" I.D. Suction Hose: 71297 (36"), 81356 (10').  
 ☆ See Page A14 For Pump or Gear Identification.

Ⓜ Two Required.  
 Ⓝ Three Required.  
 Ⓞ Four Required.  
 Ⓢ Cut To Fit.  
 Ⓠ Replaces Both Upper and Lower Hose.  
 ▲ 252660 Adaptor Required For Some Models.  
 ♣ See Page A6 For Installation Procedure.

# Power Steering Hose for Passenger Cars

| Application                       | Assembly Number | Multi-Use Hose | End Fitting | Application                           | Assembly Number | Multi-Use Hose | End Fitting |                                      |
|-----------------------------------|-----------------|----------------|-------------|---------------------------------------|-----------------|----------------|-------------|--------------------------------------|
| <b>BUICK - Continued</b>          |                 |                |             | <b>BUICK - Continued</b>              |                 |                |             | <b>SYSTEM PUMP &amp; GEAR IDENT.</b> |
| <b>ELECTRA - Continued</b>        |                 |                |             | <b>INVICTA</b>                        |                 |                |             |                                      |
| <b>1968-1967</b>                  |                 |                |             | <b>1963-1962</b>                      |                 |                |             | <b>SYSTEM &amp; COMPONENT IDENT.</b> |
| <b>V-8 430 ENG.</b>               |                 |                |             | <b>V-8 401 ENG.</b>                   |                 |                |             |                                      |
| Return .....                      | 70629           | ★28"           | 39859       | Pressure .....                        | 71306           |                |             |                                      |
|                                   |                 |                |             | Return .....                          | 70629           | ★24"           | 39859       |                                      |
| <b>1966-1965</b>                  |                 |                |             | <b>1961-1960</b>                      |                 |                |             | <b>PASS. CARS</b>                    |
| <b>V-8 401 ENG.</b>               |                 |                |             | <b>V-8 401 ENG.</b>                   |                 |                |             |                                      |
| Pressure .....                    | 71306           |                |             | Pressure .....                        | 71306           |                |             |                                      |
| Return .....                      | 70629           | ★24"           | 39859       | Return .....                          |                 | ★              |             |                                      |
| <b>V-8 425 ENG.</b>               |                 |                |             | <b>LESABRE</b>                        |                 |                |             | <b>LIGHT TRUCKS</b>                  |
| Pressure .....                    | 71306           |                |             | <b>1995-1991</b>                      |                 |                |             |                                      |
| Return .....                      |                 | ★48"           | 39859       | <b>V-6 3.8 L ENG.</b>                 |                 |                |             |                                      |
| <b>1964-1960</b>                  |                 |                |             | <b>1990-1991</b>                      |                 |                |             | <b>MEDIUM/HEAVY TRUCKS</b>           |
| <b>V-8 401 ENG.</b>               |                 |                |             | <b>V-6 3.8 L ENG.</b>                 |                 |                |             |                                      |
| Pressure .....                    | 71306           |                |             | Pressure .....                        | 92008           |                |             |                                      |
| Return .....                      | 70629           | ★24"           | 39859       | Return - Cooler To Pump .....         |                 | ★33"           |             |                                      |
| <b>ESTATE WAGON</b>               |                 |                |             | <b>1990-1988</b>                      |                 |                |             | <b>BUSES</b>                         |
| <b>1979-1978</b>                  |                 |                |             | <b>V-6 3.8 L ENG.</b>                 |                 |                |             |                                      |
| <b>V-8 350 ENG.</b>               |                 |                |             | <b>V-8 5.0 L ENG.</b>                 |                 |                |             | <b>HOSE NUMERICAL</b>                |
| Pressure; Eng. VIN R .....        | 80116           |                |             | Pressure .....                        | 71120           |                | ★11"        |                                      |
| Pressure; Eng. VIN X .....        | 70265           |                |             | Return .....                          |                 |                |             |                                      |
| Return .....                      | 70551           | ★20"           | 39135       | <b>1987</b>                           |                 |                |             |                                      |
| <b>V-8 403 ENG.</b>               |                 |                |             | <b>V-6 3.8 L ENG.</b>                 |                 |                |             | <b>REPAIR KITS</b>                   |
| Pressure .....                    | 80116           |                |             | Pressure .....                        | 92008           |                |             |                                      |
| Return .....                      | 70551           | ★20"           | 39135       | Return .....                          | 91784           |                |             |                                      |
| <b>1977</b>                       |                 |                |             | <b>V-8 5.0 L ENG.</b>                 |                 |                |             | <b>KIT NUMERICAL</b>                 |
| <b>V-8 350 ENG.; V-8 403 ENG.</b> |                 |                |             | <b>1986</b>                           |                 |                |             |                                      |
| Pressure .....                    | 80116           |                |             | <b>V-6 3.0 L ENG.; V-6 3.8 L ENG.</b> |                 |                |             |                                      |
| Return .....                      | 70551           | ★12"           | 39135       | Pressure; W/FWD .....                 | 92008           |                |             |                                      |
| <b>1976-1974</b>                  |                 |                |             | <b>V-6 3.0 L ENG.; V-6 3.8 L ENG.</b> |                 |                |             |                                      |
| <b>V-8 455 ENG.</b>               |                 |                |             | <b>1985</b>                           |                 |                |             |                                      |
| Pressure .....                    | 70235           |                |             | <b>V-6 3.8 L ENG.</b>                 |                 |                |             |                                      |
| Return .....                      | 70177           | ★18"           | 39859       | Pressure .....                        | 80121           |                | ★15"        |                                      |
| <b>1973</b>                       |                 |                |             | <b>V-8 5.0 L ENG.</b>                 |                 |                |             | <b>ILLUSTRATIONS</b>                 |
| <b>V-8 350 ENG.</b>               |                 |                |             | <b>1985</b>                           |                 |                |             |                                      |
| Pressure .....                    | 70265           |                |             | <b>V-6 3.8 L ENG.</b>                 |                 |                |             |                                      |
| Return .....                      | 70177           | ★15"           | 39859       | Pressure .....                        | 71120           |                | ★11"        |                                      |
| <b>V-8 455 ENG.</b>               |                 |                |             | <b>V-8 5.0 L ENG.</b>                 |                 |                |             |                                      |
| Pressure .....                    | 70235           |                |             | <b>V-8 5.7 L DIESEL ENG.</b>          |                 |                |             |                                      |
| Return .....                      | 70177           | ★18"           | 39859       | Pressure - Hydroboost To Gear; OE     |                 |                |             |                                      |
| <b>1972</b>                       |                 |                |             | <b>1985</b>                           |                 |                |             |                                      |
| <b>V-8 350 ENG.; V-8 455 ENG.</b> |                 |                |             | <b>V-6 3.8 L ENG.</b>                 |                 |                |             |                                      |
| Pressure .....                    | 80123           |                |             | Pressure .....                        | 71120           |                | ★11"        |                                      |
| Return .....                      | 70629           | ★21"           | 39859       | Return .....                          |                 |                |             |                                      |
| <b>1971</b>                       |                 |                |             | <b>V-8 5.7 L DIESEL ENG.</b>          |                 |                |             |                                      |
| <b>V-8 455 ENG.</b>               |                 |                |             | <b>1985</b>                           |                 |                |             |                                      |
| Pressure .....                    | 80123           |                |             | <b>V-6 3.8 L ENG.</b>                 |                 |                |             |                                      |
| Return .....                      | 70629           | ★21"           | 39859       | Pressure .....                        | 80121           |                | ★15"        |                                      |
|                                   |                 |                |             | <b>V-8 5.0 L ENG.</b>                 |                 |                |             |                                      |
|                                   |                 |                |             | <b>1985</b>                           |                 |                |             |                                      |
|                                   |                 |                |             | <b>V-6 3.8 L ENG.</b>                 |                 |                |             |                                      |
|                                   |                 |                |             | <b>V-8 5.0 L ENG.</b>                 |                 |                |             |                                      |
|                                   |                 |                |             | <b>V-8 5.7 L DIESEL ENG.</b>          |                 |                |             |                                      |
|                                   |                 |                |             | Pressure - Hydroboost To Gear; OE     |                 |                |             |                                      |
|                                   |                 |                |             | design change from a pressure pipe    |                 |                |             |                                      |
|                                   |                 |                |             | to a pressure hose. Use hose listed   |                 |                |             |                                      |
|                                   |                 |                |             | as replacement part. ....             |                 |                |             |                                      |
|                                   |                 |                |             | 71068                                 |                 |                |             |                                      |
|                                   |                 |                |             | Pressure - Pump To Hydroboost.....    |                 |                |             |                                      |
|                                   |                 |                |             | 71199                                 |                 |                |             |                                      |
|                                   |                 |                |             | Return - Gear To Pump.....            |                 |                |             |                                      |
|                                   |                 |                |             | ★14"                                  |                 |                |             |                                      |
|                                   |                 |                |             | Return - Hydroboost To Pump.....      |                 |                |             |                                      |
|                                   |                 |                |             | ★38"                                  |                 |                |             |                                      |

\* Cut From C.P.E. 3/8" I.D. Hose: 71350 (48"), 81352 (25').  
 † Cut From S.A.E. 11/32" I.D. Hose: 80062 (12"), 80063 (24"), 80064 (36"), 81353 (25').  
 ★ Cut From S.A.E. 3/8" I.D. Hose: 71224 (24"), 71236 (36"), 71206 (48"), 81206 (25'). May Also Use 3/8" C.P.E.  
 ♣ Cut From S.A.E. 5/8" I.D. Hose: 71351 (36").  
 □ Cut From 1/2" I.D. Suction Hose: 71296 (36"), 81354 (10').  
 ♠ Cut From 5/8" I.D. Suction Hose: 71207 (42"), 81355 (10').  
 ✱ Cut From 3/4" I.D. Suction Hose: 71297 (36"), 81356 (10').  
 ☆ See Page A14 For Pump or Gear Identification.

② Two Required.  
 ③ Three Required.  
 ④ Four Required.  
 ≍ Cut To Fit.  
 Ⓢ Replaces Both Upper and Lower Hose.  
 ▲ 252660 Adaptor Required For Some Models.  
 ♣ See Page A6 For Installation Procedure.

# Power Steering Hose for Passenger Cars

|                                      | Application  | Assembly Number | Multi-Use Hose | End Fitting | Application  | Assembly Number | Multi-Use Hose | End Fitting |
|--------------------------------------|--|-----------------|----------------|-------------|--|-----------------|----------------|-------------|
| <b>SYSTEM PUMP &amp; GEAR IDENT.</b> | <b>BUICK - Continued</b>   |                 |                |             | <b>BUICK - Continued</b>   |                 |                |             |
|                                      | <b>LESABRE - Continued</b>   |                 |                |             | <b>LESABRE - Continued</b>   |                 |                |             |
|                                      | <b>1984-1983</b>   |                 |                |             | <b>1980 - Continued</b>  |                 |                |             |
| <b>SYSTEM &amp; COMPONENT IDENT.</b> | <b>V-6 3.8 L ENG.; V-6 4.1 L ENG.</b>  |                 |                |             | <b>V-6 3.8 L ENG. - Continued</b>  |                 |                |             |
|                                      | Pressure .....   | 80121           |                |             | Pressure; W/O A.P.; W/O-Ring Fitting;<br>W/O Turbo.....  | 80121           |                |             |
|                                      | Return .....   |                 | *15"           |             | Pressure; W/Turbo .....  | 80121           |                |             |
|                                      | <b>V-8 5.0 L ENG.</b>  |                 |                |             | Return; W/O Turbo.....   |                 | *15"           |             |
|                                      | Pressure .....   | 71120           |                |             | Return; W/Turbo.....   |                 | *18"           |             |
|                                      | Return .....   |                 | *10"           |             |  |                 |                |             |
| <b>PASS. CARS</b>                    | <b>V-8 5.7 L DIESEL ENG.</b>   |                 |                |             | <b>V-6 4.1 L ENG.</b>  |                 |                |             |
|                                      | Pressure - Hydroboost To Gear; OE<br>design change from a pressure pipe<br>to a pressure hose. Use hose listed<br>as replacement part..... | 71068           |                |             | Pressure .....   | 71072           |                | *15"        |
|                                      | Pressure - Pump To Hydroboost.....   | 71199           |                |             | Return .....   |                 |                |             |
|                                      | Return - Gear To Pump.....   |                 | *14"           |             | <b>V-8 4.9 L ENG.</b>  |                 |                |             |
|                                      | Return - Hydroboost To Pump .....  |                 | *38"           |             | Pressure .....   | 71043           |                | *15"        |
|                                      |  |                 |                |             | Return .....   |                 |                |             |
|                                      | <b>1982</b>  |                 |                |             | <b>V-8 5.7 L ENG.</b>  |                 |                |             |
| <b>LIGHT TRUCKS</b>                  | <b>V-6 3.8 L ENG.; V-6 4.1 L ENG.</b>  |                 |                |             | Pressure; Eng. VIN R.....  | 71120           |                |             |
|                                      | Pressure .....   | 80121           |                |             | Pressure; Eng. VIN X .....   | 71121           |                |             |
|                                      | Return .....   |                 | *15"           |             | Return; Eng. VIN R.....  |                 | *15"           |             |
|                                      | <b>V-8 4.4 L ENG. (CANADA)</b>   |                 |                |             | Return; Eng. VIN X.....  |                 | *              |             |
|                                      | Pressure .....   | 71074           |                |             | <b>V-8 5.7 L DIESEL ENG.</b>   |                 |                |             |
|                                      | Return .....   |                 | *13"           |             | Pressure - Hydroboost To Gear; OE<br>design change from a pressure pipe<br>to a pressure hose. Use hose listed<br>as replacement part..... | 71068           |                |             |
|                                      | <b>V-8 5.0 L ENG.</b>  |                 |                |             | Pressure - Pump To Hydroboost.....   | 71089           |                |             |
|                                      | Pressure .....   | 71120           |                |             | Return - Gear To Pump.....   |                 | *18"           | 39106       |
|                                      | Return .....   |                 | *10"           |             | Return - Hydroboost To Pump .....  |                 | *48"           |             |
| <b>MEDIUM/HEAVY TRUCKS</b>           | <b>V-8 5.7 L DIESEL ENG.</b>   |                 |                |             |  |                 |                |             |
|                                      | Pressure - Hydroboost To Gear; OE<br>design change from a pressure pipe<br>to a pressure hose. Use hose listed<br>as replacement part..... | 71068           |                |             | <b>1979</b>  |                 |                |             |
|                                      | Pressure - Pump To Hydroboost.....   | 71199           |                |             | <b>V-6 231 ENG.</b>  |                 |                |             |
|                                      | Return - Gear To Pump.....   |                 | *14"           |             | Pressure; W/A.P.; W/O Turbo .....  | 80137           |                |             |
|                                      | Return - Hydroboost To Pump .....  |                 | *38"           |             | Pressure; W/O A.P.; W/O Turbo .....  | 70247           |                |             |
|                                      |  |                 |                |             | Pressure; W/Turbo .....  | 80188           |                |             |
| <b>BUSES</b>                         | <b>1981</b>  |                 |                |             | Return; W/O Turbo.....   | ②-70629         | *18"           | 39859       |
|                                      | <b>V-6 3.8 L ENG.; V-6 4.1 L ENG.</b>  |                 |                |             | Return; W/Turbo.....   | ②-70551         | *20"           | 39135       |
|                                      | Pressure; Early.....   | 71072           |                |             | <b>V-8 301 ENG.</b>  |                 |                |             |
|                                      | Pressure; Late.....  | 80121           |                |             | Pressure .....   | 80116           |                |             |
|                                      | Return .....   |                 | *15"           |             | Return .....   | ②-70177         | *12"           | 39859       |
|                                      | <b>V-8 4.4 L ENG. (CANADA)</b>   |                 |                |             | <b>V-8 350 ENG.</b>  |                 |                |             |
|                                      | Pressure .....   | 71074           |                |             | Pressure; Eng. VIN R.....  | 80116           |                |             |
|                                      | Return .....   |                 | *13"           |             | Pressure; Eng. VIN X .....   | 70265           |                |             |
|                                      | <b>V-8 5.0 L ENG.</b>  |                 |                |             | Return .....   | ②-70551         | *20"           | 39135       |
|                                      | Pressure .....   | 71120           |                |             | <b>1978</b>  |                 |                |             |
|                                      | Return .....   |                 | *12"           |             | <b>V-6 231 ENG.</b>  |                 |                |             |
|                                      | <b>V-8 5.7 L DIESEL ENG.</b>   |                 |                |             | Pressure; W/A.P.; W/O Turbo .....  | 80137           |                |             |
|                                      | Pressure - Hydroboost To Gear; OE<br>design change from a pressure pipe<br>to a pressure hose. Use hose listed<br>as replacement part..... | 71068           |                |             | Pressure; W/O A.P.; W/O Turbo .....  | 70247           |                |             |
|                                      | Pressure - Pump To Hydroboost.....   | 71199           |                |             | Pressure; W/Turbo .....  | 70213           |                |             |
|                                      | Return - Gear To Pump.....   |                 | *18"           | 39106       | Return; W/O Turbo.....   | ②-70177         | *18"           | 39859       |
|                                      | Return - Hydroboost To Pump .....  |                 | *48"           |             | Return; W/Turbo.....   | ②-70551         | *18"           | 39135       |
|                                      |  |                 |                |             | <b>V-8 301 ENG.</b>  |                 |                |             |
|                                      | <b>1980</b>  |                 |                |             | Pressure .....   | 80116           |                |             |
|                                      | <b>V-6 3.8 L ENG.</b>  |                 |                |             | Return .....   | ②-70177         | *12"           | 39859       |
|                                      | Pressure; W/A.P.; W/O Turbo .....  | 71072           |                |             | <b>V-8 305 ENG.; V-8 403 ENG.</b>  |                 |                |             |
|                                      | Pressure; W/O A.P.; W/Flared Fitting;<br>W/O Turbo.....  | 70247           |                |             | Pressure .....   | 80116           |                |             |
|                                      |  |                 |                |             | Return .....   | ②-70551         | *20"           | 39135       |
|                                      |  |                 |                |             | <b>V-8 350 ENG.</b>  |                 |                |             |
|                                      |  |                 |                |             | Pressure; Eng. VIN R.....  | 80116           |                |             |
|                                      |  |                 |                |             | Pressure; Eng. VIN X .....   | 70265           |                |             |
|                                      |  |                 |                |             | Return .....   | ②-70551         | *20"           | 39135       |

**ILLUSTRATIONS**

- \* Cut From C.P.E. 3/8" I.D. Hose: 71350 (48"), 81352 (25').
- † Cut From S.A.E. 11/32" I.D. Hose: 80062 (12"), 80063 (24"), 80064 (36"), 81353 (25').
- ★ Cut From S.A.E. 3/8" I.D. Hose: 71224 (24"), 71236 (36"), 71206 (48"), 81206 (25'). May Also Use 3/8" C.P.E.
- ✦ Cut From S.A.E. 5/8" I.D. Hose: 71351 (36").
- Cut From 1/2" I.D. Suction Hose: 71296 (36"), 81354 (10').
- ✧ Cut From 5/8" I.D. Suction Hose: 71207 (42"), 81355 (10').
- ✪ Cut From 3/4" I.D. Suction Hose: 71297 (36"), 81356 (10').
- ☆ See Page A14 For Pump or Gear Identification.

- ② Two Required.
- ③ Three Required.
- ④ Four Required.
- ②- Cut To Fit.
- ⊗ Replaces Both Upper and Lower Hose.
- ▲ 252660 Adaptor Required For Some Models.
- ✦ See Page A6 For Installation Procedure.

# Power Steering Hose for Passenger Cars

| Application                       | Assembly Number | Multi-Use Hose | End Fitting | Application                                     | Assembly Number | Multi-Use Hose | End Fitting |                                      |
|-----------------------------------|-----------------|----------------|-------------|---|-----------------|----------------|-------------|--------------------------------------|
| <b>BUICK - Continued</b>          |                 |                |             | <b>BUICK - Continued</b>                        |                 |                |             | <b>SYSTEM PUMP &amp; GEAR IDENT.</b> |
| <b>LESABRE - Continued</b>        |                 |                |             | <b>LESABRE - Continued</b>                      |                 |                |             |                                      |
| <b>1977</b>                       |                 |                |             | <b>1970</b>                                     |                 |                |             | <b>SYSTEM &amp; COMPONENT IDENT.</b> |
| <b>V-6 231 ENG.</b>               |                 |                |             | <b>6-CYL. 250 ENG.; V-8 350 ENG.</b>            |                 |                |             |                                      |
| Pressure; W/A.P.....              | 80137           |                |             | Pressure .....                                  | 70251           |                |             |                                      |
| Pressure; W/O A.P.....            | 70247           |                |             | Return .....                                    | ☉80154          | ★26"           | 39859       |                                      |
| Return .....                      | ☒70177          | ★18"           | 39859       | <b>V-8 455 ENG.</b>                             |                 |                |             |                                      |
| <b>V-8 301 ENG.</b>               |                 |                |             | Pressure .....                                  |                 |                |             | 70251                                |
| Pressure .....                    | 80116           |                |             | Return; Exc. Wagon.....                         | ☉80154          | ★26"           | 39859       |                                      |
| Return .....                      | ☒70629          | ★14"           | 39859       | Return; Wagon .....                             | ☉80154          | ★26"           | 39859       |                                      |
| <b>V-8 350 ENG.</b>               |                 |                |             | <b>1969</b>                                     |                 |                |             | <b>PASS. CARS</b>                    |
| Pressure; Eng. VIN H, J.....      | 70265           |                |             | <b>V-8 350 ENG.</b>                             |                 |                |             |                                      |
| Pressure; Eng. VIN R.....         | 80116           |                |             | Pressure .....                                  | 70251           |                |             |                                      |
| Return; Eng. VIN H, J.....        |                 | ★15"           |             | Return .....                                    | ☉80154          | ★26"           | 39859       |                                      |
| Return; Eng. VIN R.....           | ☒70551          | ★12"           | 39135       | <b>1968</b>                                     |                 |                |             |                                      |
| <b>V-8 403 ENG.</b>               |                 |                |             | <b>V-8 350 ENG.</b>                             |                 |                |             | <b>LIGHT TRUCKS</b>                  |
| Pressure .....                    | 80116           |                |             | Pressure .....                                  | 71306           | ★              | 39859       |                                      |
| Return .....                      | ☒70551          | ★12"           | 39135       | Return .....                                    |                 |                |             |                                      |
| <b>1976</b>                       |                 |                |             | <b>1967</b>                                     |                 |                |             | <b>MEDIUM/HEAVY TRUCKS</b>           |
| <b>V-6 231 ENG.; V-8 350 ENG.</b> |                 |                |             | <b>V-8 340 ENG.</b>                             |                 |                |             |                                      |
| Pressure .....                    | 80137           |                |             | Pressure .....                                  | 70198           |                |             |                                      |
| Return .....                      | ☒70177          | ★18"           | 39859       | Return .....                                    |                 | ★              | 39859       |                                      |
| <b>V-8 455 ENG.</b>               |                 |                |             | <b>1966</b>                                     |                 |                |             | <b>BUSES</b>                         |
| Pressure .....                    | 70235           |                |             | <b>V-8 340 ENG.</b>                             |                 |                |             |                                      |
| Return .....                      | ☒70177          | ★18"           | 39859       | Pressure .....                                  | 70198           |                |             |                                      |
| <b>1975</b>                       |                 |                |             | Return .....                                    | ☉70629          | ★27"           | 39859       |                                      |
| <b>V-8 350 ENG.</b>               |                 |                |             | <b>1965</b>                                     |                 |                |             | <b>HOSE NUMERICAL</b>                |
| Pressure .....                    | 70265           |                |             | <b>V-8 300 ENG.</b>                             |                 |                |             |                                      |
| Return .....                      | ☒70177          | ★15"           | 39859       | Pressure .....                                  | 70198           |                |             |                                      |
| <b>V-8 400 ENG.</b>               |                 |                |             | Return .....                                    | ☉70629          | ★27"           | 39859       |                                      |
| Pressure .....                    | 70272           |                |             | <b>1964</b>                                     |                 |                |             |                                      |
| Return .....                      | ☒70177          | ★18"           | 39859       | <b>V-8 300 ENG.</b>                             |                 |                |             |                                      |
| <b>V-8 455 ENG.</b>               |                 |                |             | Pressure .....                                  | 70198           |                |             |                                      |
| Pressure .....                    | 70235           |                |             | Return .....                                    | ☉70629          | ★27"           | 39859       |                                      |
| Return .....                      | ☒70177          | ★18"           | 39859       | <b>1963-1962</b>                                |                 |                |             |                                      |
| <b>1974-1973</b>                  |                 |                |             | <b>V-8 401 ENG.</b>                             |                 |                |             | <b>REPAIR KITS</b>                   |
| <b>V-8 350 ENG.</b>               |                 |                |             | Return .....                                    |                 |                |             |                                      |
| Pressure .....                    | 70265           |                |             | Return .....                                    | ☉70629          | ★24"           | 39859       |                                      |
| Return .....                      | ☒70177          | ★15"           | 39859       | <b>V-8 425 ENG.</b>                             |                 |                |             |                                      |
| <b>V-8 455 ENG.</b>               |                 |                |             | Return .....                                    |                 |                |             |                                      |
| Pressure .....                    | 70235           |                |             | Return .....                                    | ☉70629          | ★              | 39859       |                                      |
| Return .....                      | ☒70177          | ★18"           | 39859       | <b>1961-1960</b>                                |                 |                |             |                                      |
| <b>1972</b>                       |                 |                |             | <b>V-8 401 ENG.</b>                             |                 |                |             | <b>KIT NUMERICAL</b>                 |
| <b>V-8 350 ENG.</b>               |                 |                |             | Return .....                                    |                 |                |             |                                      |
| Pressure .....                    | 80123           |                |             | Return .....                                    | ☉70629          | ★24"           | 39859       |                                      |
| Return .....                      | ☒70629          | ★21"           | 39859       | <b>1961-1960</b>                                |                 |                |             |                                      |
| <b>V-8 455 ENG.</b>               |                 |                |             | <b>V-8 364 ENG.</b>                             |                 |                |             | <b>ILLUSTRATIONS</b>                 |
| Pressure .....                    | 80123           |                |             | Return .....                                    |                 | ★              |             |                                      |
| Return; Exc. Wagon.....           | ☒70629          | ★21"           | 39859       | <b>PARK AVENUE</b>                              |                 |                |             |                                      |
| <b>1971</b>                       |                 |                |             | <b>1995-1991</b>                                |                 |                |             |                                      |
| <b>V-8 350 ENG.</b>               |                 |                |             | <b>V-6 3.8 L ENG.</b>                           |                 |                |             |                                      |
| Pressure .....                    | 80123           |                |             | Pressure; W/O Supercharger.....                 | 92008           |                |             |                                      |
| Return .....                      | ☒70629          | ★21"           | 39859       | Pressure; W/Supercharger.....                   | 91723           |                |             |                                      |
| <b>V-8 455 ENG.</b>               |                 |                |             | Return - Cooler To Pump; W/O Supercharger ..... |                 | ★33"           |             |                                      |
| Pressure .....                    | 80123           |                |             |   |                 |                |             |                                      |
| Return; Exc. Wagon.....           | ☒70629          | ★21"           | 39859       |   |                 |                |             |                                      |
| Return; Wagon .....               | ☒70629          | ★21"           | 39859       |   |                 |                |             |                                      |

\* Cut From C.P.E. 3/8" I.D. Hose: 71350 (48"), 81352 (25").  
 † Cut From S.A.E. 11/32" I.D. Hose: 80062 (12"), 80063 (24"), 80064 (36"), 81353 (25").  
 ★ Cut From S.A.E. 3/8" I.D. Hose: 71224 (24"), 71236 (36"), 71206 (48"), 81206 (25"). May Also Use 3/8" C.P.E.  
 ❖ Cut From S.A.E. 5/8" I.D. Hose: 71351 (36").  
 □ Cut From 1/2" I.D. Suction Hose: 71296 (36"), 81354 (10').  
 ❖ Cut From 5/8" I.D. Suction Hose: 71207 (42"), 81355 (10').  
 \* Cut From 3/4" I.D. Suction Hose: 71297 (36"), 81356 (10').  
 ☆ See Page A14 For Pump or Gear Identification.

② Two Required.  
 ③ Three Required.  
 ④ Four Required.  
 ☉ Cut To Fit.  
 ☉ Replaces Both Upper and Lower Hose.  
 ▲ 252660 Adaptor Required For Some Models.  
 ❖ See Page A6 For Installation Procedure.



# Power Steering Hose for Passenger Cars

|                                      | Application                                       | Assembly Number | Multi-Use Hose | End Fitting | Application   | Assembly Number | Multi-Use Hose | End Fitting |
|--------------------------------------|---|-----------------|----------------|-------------|---|-----------------|----------------|-------------|
| <b>SYSTEM PUMP &amp; GEAR IDENT.</b> | <b>BUICK - Continued</b>                          |                 |                |             | <b>BUICK - Continued</b>  |                 |                |             |
| <b>SYSTEM &amp; COMPONENT IDENT.</b> | <b>PARK AVENUE - Continued</b>                    |                 |                |             | <b>REGAL - Continued</b>  |                 |                |             |
| <b>PASS. CARS</b>                    | <b>1995-1991 - Continued</b>                      |                 |                |             | <b>1990</b>   |                 |                |             |
|                                      | <b>V-6 3.8 L ENG. - Continued</b>                 |                 |                |             | <b>V-6 3.1 L ENG.</b>   |                 |                |             |
|                                      | Return - From Gear; W/Cooler; W/Supercharger..... | 91794           |                |             | Pressure .....  | 91662           |                |             |
|                                      | Return - Gear To Cooler; W/O Supercharger .....   | 91782           |                |             | Return - Cooler To Pipe .....                                   |                 | *12"           |             |
|                                      |   |                 |                |             | Return - From Gear; W/Cooler.....                               | 91805           |                | *4"         |
|                                      |   |                 |                |             | Return - Pipe To Pump; W/Cooler.....                            |                 |                |             |
|                                      | <b>REATTA</b>                                     |                 |                |             | <b>V-6 3.8 L ENG.</b>   |                 |                |             |
|                                      | <b>1991</b>                                       |                 |                |             | Pressure .....  |                 |                |             |
|                                      | <b>V-6 3.8 L ENG.</b>                             |                 |                |             | Return - Cooler To Pump.....                                    |                 |                |             |
|                                      | Pressure .....                                    | 91721           |                |             | Return - From Gear; W/Cooler.....                               | 91806           |                | *24"        |
|                                      | Return - Cooler To Pump.....                      | 91789           |                |             |   |                 |                |             |
|                                      | Return - Gear To Cooler .....                     | 91788           |                |             |   |                 |                |             |
|                                      | <b>1990-1989</b>                                  |                 |                |             | <b>1989</b>   |                 |                |             |
|                                      | <b>V-6 3.8 L ENG.</b>                             |                 |                |             | <b>V-6 2.8 L ENG.; V-6 3.1 L ENG.</b>                           |                 |                |             |
|                                      | Pressure .....                                    | 91633           |                |             | Pressure .....  | 91662           |                |             |
|                                      | Return - Cooler To Pump.....                      | 91789           |                |             | Return - Cooler To Pipe.....                                    |                 | *12"           |             |
|                                      | Return - Gear To Cooler .....                     | 91788           |                |             | Return - From Gear; W/Cooler.....                               | 91805           |                | *4"         |
|                                      |   |                 |                |             | Return - Pipe To Pump; W/Cooler.....                            |                 |                |             |
| <b>LIGHT TRUCKS</b>                  | <b>1988</b>                                       |                 |                |             | <b>1988</b>   |                 |                |             |
|                                      | <b>V-6 3.8 L ENG.</b>                             |                 |                |             | <b>V-6 2.8 L ENG.</b>   |                 |                |             |
|                                      | Pressure .....                                    | 91633           |                |             | Pressure .....  | 91662           |                |             |
|                                      | Return - Cooler To Pump.....                      | 91789           |                |             | Return - Cooler To Pipe.....                                    |                 | *12"           |             |
|                                      | Return - Gear To Cooler .....                     | 91788           |                |             | Return - From Gear; W/Cooler.....                               | 91805           |                | *4"         |
|                                      |   |                 |                |             | Return - Pipe To Pump; W/Cooler.....                            |                 |                |             |
| <b>MEDIUM/HEAVY TRUCKS</b>           | <b>REGAL</b>                                      |                 |                |             | <b>1987-1986</b>  |                 |                |             |
|                                      | <b>1995-1994</b>                                  |                 |                |             | <b>V-6 3.8 L ENG.</b>   |                 |                |             |
|                                      | <b>V-6 3.1 L ENG.</b>                             |                 |                |             | Pressure; W/O Turbo.....  |                 |                |             |
|                                      | Pressure .....                                    | 91796           |                |             | Pressure - To Gear; W/Turbo.....                                | 80138           |                |             |
|                                      | Return - From Gear; W/Cooler.....                 | <92065          | *28"           |             | Pressure - Reservoir; W/Turbo.....                              | 70423           |                |             |
|                                      | Return - Pipe To Pump .....                       |                 | *4"            |             | Return; W/O Turbo.....  |                 |                | *13"        |
|                                      |   |                 |                |             | Return - From Gear; W/Turbo.....                                |                 |                | *10"        |
|                                      | <b>V-6 3.8 L ENG.</b>                             |                 |                |             | <b>V-8 5.0 L ENG.</b>   |                 |                |             |
|                                      | Pressure .....                                    | 91707           |                |             | Pressure; Eng. VIN H; W/O A.C. ....                             | 71074           |                |             |
|                                      | Return - Cooler To Pump.....                      | 91807           | *32"           |             | Pressure; Eng. VIN Y.....                                       | 71086           |                |             |
|                                      | Return - From Gear; W/Cooler.....                 |                 |                |             | Pressure - Pump To Tee; Eng. VIN H; W/A.C. ....                 | 70404           |                |             |
| <b>BUSES</b>                         | <b>1993-1992</b>                                  |                 |                |             | Pressure - Tee To Gear; Eng. VIN H; W/A.C. ....                 |                 |                |             |
|                                      | <b>V-6 3.1 L ENG.</b>                             |                 |                |             | Return; Eng. VIN H; W/O A.C. ....                               |                 |                |             |
|                                      | Pressure .....                                    | 91709           |                |             | Return; Eng. VIN Y.....   |                 |                | *12"        |
|                                      | Return - Cooler To Pipe.....                      |                 | *12"           |             | Return - Pump To Tee; Eng. VIN H; W/A.C. ....                   |                 |                | *10"        |
|                                      | Return - From Gear; W/Cooler.....                 | 91911           |                |             |   |                 |                | *11"        |
|                                      | Return - Pipe To Pump; W/Cooler.....              |                 | *4"            |             |   |                 |                |             |
|                                      | <b>V-6 3.8 L ENG.</b>                             |                 |                |             | <b>1985</b>   |                 |                |             |
|                                      | Pressure .....                                    | 91707           |                |             | <b>V-6 3.8 L ENG.</b>   |                 |                |             |
|                                      | Return .....                                      | 91807           |                |             | Pressure; Conventional System.....                              | 80138           |                |             |
|                                      |   |                 |                |             | Pressure - Hydroboost To Gear; Hydroboost System; W/Turbo ..... | 71187           |                |             |
|                                      | <b>1991</b>                                       |                 |                |             | Pressure - Pump To Hydroboost; Hydroboost System; W/Turbo.....  |                 |                |             |
|                                      | <b>V-6 3.1 L ENG.</b>                             |                 |                |             | Return; Conventional System .....                               |                 |                |             |
|                                      | Pressure; Coupe .....                             | 91709           |                |             | Return - Gear To Pump; Hydroboost System; W/Turbo .....         | 91660           |                | *           |
|                                      | Pressure; Sedan; VIN 400001 & Thru 800000.....    | 91662           |                |             | Return - Hydroboost To Pump; Hydroboost System; W/Turbo .....   |                 |                | *13"        |
|                                      | Pressure; Sedan; VIN 800001 & After...            | 91709           |                |             |   |                 |                | *33"        |
|                                      | Return - Cooler To Pipe .....                     |                 | *12"           |             |   |                 |                |             |
|                                      | Return - From Gear; W/Cooler.....                 | 91911           |                |             |   |                 |                |             |
|                                      | Return - Pipe To Pump; W/Cooler .....             |                 | *4"            |             |   |                 |                |             |
|                                      | <b>V-6 3.8 L ENG.</b>                             |                 |                |             | <b>V-6 4.3 L DIESEL ENG.</b>                                    |                 |                |             |
|                                      | Pressure .....                                    | 91707           |                |             | Pressure .....  | 71219           |                |             |
|                                      | Return - Cooler To Pump.....                      |                 | *24"           |             | Reservoir .....   |                 |                | *13"        |
|                                      | Return - From Gear; W/Cooler.....                 | 91806           |                |             | Return .....  |                 |                |             |
|                                      |   |                 |                |             | <b>V-8 5.0 L ENG. (CANADA)</b>                                  |                 |                |             |
|                                      |   |                 |                |             | Pressure .....  | 71074           |                |             |
|                                      |   |                 |                |             | Return .....  |                 |                | *12"        |

**ILLUSTRATIONS**

\* Cut From C.P.E. 3/8" I.D. Hose: 71350 (48"), 81352 (25').  
 † Cut From S.A.E. 11/32" I.D. Hose: 80062 (12"), 80063 (24"), 80064 (36"), 81353 (25').  
 ★ Cut From S.A.E. 3/8" I.D. Hose: 71224 (24"), 71236 (36"), 71206 (48"), 81206 (25'). May Also Use 3/8" C.P.E.  
 ♣ Cut From S.A.E. 5/8" I.D. Hose: 71351 (36").  
 □ Cut From 1/2" I.D. Suction Hose: 71296 (36"), 81354 (10').  
 ⚡ Cut From 5/8" I.D. Suction Hose: 71207 (42"), 81355 (10').  
 ✱ Cut From 3/4" I.D. Suction Hose: 71297 (36"), 81356 (10').  
 ☆ See Page A14 For Pump or Gear Identification.

Ⓜ Two Required.  
 Ⓝ Three Required.  
 Ⓞ Four Required.  
 ⚡ Cut To Fit.  
 ⚡ Replaces Both Upper and Lower Hose.  
 ▲ 252660 Adaptor Required For Some Models.  
 ♣ See Page A6 For Installation Procedure.

# Power Steering Hose for Passenger Cars

| Application  | Assembly Number | Multi-Use Hose | End Fitting | Application   | Assembly Number | Multi-Use Hose | End Fitting |                                      |
|--|-----------------|----------------|-------------|---|-----------------|----------------|-------------|--------------------------------------|
| <b>BUICK - Continued</b>                                       |                 |                |             | <b>BUICK - Continued</b>                                |                 |                |             | <b>SYSTEM PUMP &amp; GEAR IDENT.</b> |
| <b>REGAL - Continued</b>                                       |                 |                |             | <b>REGAL - Continued</b>                                |                 |                |             |                                      |
| <b>1985 - Continued</b>  |                 |                |             | <b>1982 - Continued</b>                                 |                 |                |             | <b>SYSTEM &amp; COMPONENT IDENT.</b> |
| <b>V-8 5.7 L DIESEL ENG.</b>                                   |                 |                |             | <b>V-6 3.8 L ENG. - Continued</b>                       |                 |                |             |                                      |
| Pressure - Hydroboost To Gear.....                             | 71226           |                |             | Pressure; W/Turbo.....                                  | 71119           |                |             |                                      |
| Pressure - Pump To Hydroboost.....                             | 71225           |                |             | Return; W/O Turbo.....                                  |                 | *13"           |             |                                      |
| Return - Gear To Pump.....                                     |                 | *12"           |             | Return; W/Turbo.....                                    |                 | *11"           |             |                                      |
| Return - Hydroboost To Pump.....                               |                 | *40"           |             | <b>V-6 4.1 L ENG.</b>                                   |                 |                |             |                                      |
| <b>1984</b>  |                 |                |             | Pressure.....   |                 |                |             | 80138                                |
| <b>V-6 3.8 L ENG.</b>  |                 |                |             | Return.....   |                 |                |             | *13"                                 |
| Pressure; Conventional System; W/O Turbo.....                  | 80138           |                |             | <b>V-6 4.3 L DIESEL ENG.</b>                            |                 |                |             |                                      |
| Pressure - Hydroboost To Gear; Hydroboost System; W/Turbo..... | 71187           |                |             | Pressure.....   |                 |                |             | 71219                                |
| Pressure - Pump To Hydroboost; Hydroboost System; W/Turbo..... | 91660           |                |             | Return.....   |                 |                |             | *24"                                 |
| Return; Conventional System; W/O Turbo.....                    |                 | *13"           |             | <b>V-8 4.4 L ENG. (CANADA); V-8 5.0 L ENG. (CANADA)</b> |                 |                |             |                                      |
| Return - Gear To Pump; Hydroboost System; W/Turbo.....         |                 | *13"           |             | Pressure.....   |                 |                |             | 71074                                |
| Return - Hydroboost To Pump; Hydroboost System; W/Turbo.....   |                 | *33"           |             | Return.....   |                 |                |             | *12"                                 |
| <b>V-6 4.1 L ENG.</b>  |                 |                |             | <b>V-8 5.7 L DIESEL ENG.</b>                            |                 |                |             |                                      |
| Pressure.....  | 80138           |                |             | Pressure - Hydroboost To Gear.....                      |                 |                |             | 71187                                |
| Return.....  |                 | *13"           |             | Return - Gear To Pump.....                              |                 |                |             | *11"                                 |
| <b>V-6 4.3 L DIESEL ENG.</b>                                   |                 |                |             | Return - Hydroboost To Pump.....                        |                 |                |             | *34"                                 |
| Pressure.....  | 71219           |                |             | <b>1981</b>   |                 |                |             |                                      |
| Reservoir.....   |                 | ♣              |             | <b>V-6 3.8 L ENG.</b>                                   |                 |                |             |                                      |
| Return.....  |                 | *13"           |             | Pressure; W/O Turbo.....                                |                 |                |             | 71042                                |
| <b>V-8 5.0 L ENG. (CANADA)</b>                                 |                 |                |             | Pressure; W/Turbo.....                                  |                 |                |             | 71119                                |
| Pressure.....  | 71074           |                |             | Return.....   |                 |                |             | *14"                                 |
| Return.....  |                 | *12"           |             | <b>V-8 4.3 L ENG.</b>                                   |                 |                |             |                                      |
| <b>1983</b>  |                 |                |             | Pressure.....   |                 |                |             | 71043                                |
| <b>V-6 3.8 L ENG.</b>  |                 |                |             | Return.....   |                 |                |             | *14"                                 |
| Pressure; Conventional System; W/O Turbo.....                  | 80138           |                |             | <b>V-8 4.4 L ENG. (CANADA)</b>                          |                 |                |             |                                      |
| Pressure - Hydroboost To Gear; Hydroboost System; W/Turbo..... | 71187           |                |             | Pressure.....   |                 |                |             | 71074                                |
| Return; Conventional System; W/O Turbo.....                    |                 | *13"           |             | Return.....   |                 |                |             | *14"                                 |
| Return - Gear To Pump; Hydroboost System; W/Turbo.....         |                 | *13"           |             | <b>V-8 5.7 L DIESEL ENG.</b>                            |                 |                |             |                                      |
| Return - Hydroboost To Pump; Hydroboost System; W/Turbo.....   |                 | *33"           |             | Pressure - Hydroboost To Gear.....                      |                 |                |             | 71187                                |
| <b>V-6 4.1 L ENG.</b>  |                 |                |             | Return - Gear To Pump.....                              |                 |                |             | *11"                                 |
| Pressure.....  | 80138           |                |             | Return - Hydroboost To Pump.....                        |                 |                |             | *34"                                 |
| Return.....  |                 | *13"           |             | <b>1980</b>   |                 |                |             |                                      |
| <b>V-6 4.3 L DIESEL ENG.</b>                                   |                 |                |             | <b>V-6 3.8 L ENG.</b>                                   |                 |                |             |                                      |
| Pressure.....  | 71219           |                |             | Pressure; W/A.P.; W/O Turbo.....                        |                 |                |             | 71042                                |
| Reservoir.....   |                 | ♣              |             | Pressure; W/O A.P.; W/Flared Fitting; W/O Turbo.....    |                 |                |             | 80158                                |
| Return.....  |                 | *13"           |             | Pressure; W/O A.P.; W/O-Ring Fitting; W/O Turbo.....    |                 |                |             | 71043                                |
| <b>V-8 5.0 L ENG. (CANADA)</b>                                 |                 |                |             | Pressure; W/Turbo.....                                  |                 |                |             | 71119                                |
| Pressure.....  | 71074           |                |             | Return; W/O Turbo.....                                  |                 |                |             | *15"                                 |
| Return.....  |                 | *12"           |             | Return; W/Turbo.....                                    |                 |                |             | *14"                                 |
| <b>V-8 5.7 L DIESEL ENG.</b>                                   |                 |                |             | <b>V-8 4.3 L ENG.; V-8 4.9 L ENG.</b>                   |                 |                |             |                                      |
| Pressure - Hydroboost To Gear.....                             | 71187           |                |             | Pressure.....   |                 |                |             | 71043                                |
| Return - Gear To Pump.....                                     |                 | *12"           |             | Return.....   |                 |                |             | *15"                                 |
| Return - Hydroboost To Pump.....                               |                 | *40"           |             | <b>V-8 5.0 L ENG.</b>                                   |                 |                |             |                                      |
| <b>1982</b>  |                 |                |             | Pressure.....   |                 |                |             | 71074                                |
| <b>V-6 3.8 L ENG.</b>  |                 |                |             | Return.....   |                 |                |             | *20"                                 |
| Pressure; W/O Turbo.....                                       | 80138           |                |             | <b>1979</b>   |                 |                |             |                                      |
| <b>V-6 196 ENG.</b>  |                 |                |             | Pressure; W/A.P.....                                    |                 |                |             | 80137                                |
| Pressure; W/O A.P.....   |                 |                |             | Pressure; W/O A.P.....                                  |                 |                |             | 80158                                |
| Return.....  |                 |                |             | Return.....   |                 |                |             | ♣-70629                              |
| Return - Hydroboost To Pump.....                               |                 |                |             | Return.....   |                 |                |             | *18"                                 |
| Return - Gear To Pump.....                                     |                 |                |             | Return.....   |                 |                |             | 39859                                |
| Return - Hydroboost To Pump.....                               |                 |                |             | <b>V-6 231 ENG.</b>                                     |                 |                |             |                                      |
| Return - Hydroboost To Pump.....                               |                 |                |             | Pressure; W/A.P.; W/O Turbo.....                        |                 |                |             | 80137                                |
| Return - Hydroboost To Pump.....                               |                 |                |             | Pressure; W/O A.P.; W/O Turbo.....                      |                 |                |             | 80158                                |
| Return - Hydroboost To Pump.....                               |                 |                |             | Pressure; W/Turbo.....                                  |                 |                |             | 80188                                |

\* Cut From C.P.E. 3/8" I.D. Hose: 71350 (48"), 81352 (25").  
 † Cut From S.A.E. 11/32" I.D. Hose: 80062 (12"), 80063 (24"), 80064 (36"), 81353 (25").  
 ★ Cut From S.A.E. 3/8" I.D. Hose: 71224 (24"), 71236 (36"), 71206 (48"), 81206 (25"). May Also Use 3/8" C.P.E.  
 ♣ Cut From S.A.E. 5/8" I.D. Hose: 71351 (36").  
 □ Cut From 1/2" I.D. Suction Hose: 71296 (36"), 81354 (10').  
 ♠ Cut From 5/8" I.D. Suction Hose: 71207 (42"), 81355 (10').  
 \* Cut From 3/4" I.D. Suction Hose: 71297 (36"), 81356 (10').  
 ☆ See Page A14 For Pump or Gear Identification.

② Two Required.  
 ③ Three Required.  
 ④ Four Required.  
 ♣ Cut To Fit.  
 ♠ Replaces Both Upper and Lower Hose.  
 ▲ 252660 Adaptor Required For Some Models.  
 ♣ See Page A6 For Installation Procedure.

**ILLUSTRATIONS**

# Power Steering Hose for Passenger Cars

|                                      | Application                        | Assembly Number | Multi-Use Hose | End Fitting | Application   | Assembly Number | Multi-Use Hose | End Fitting |
|--------------------------------------|------------------------------------|-----------------|----------------|-------------|---|-----------------|----------------|-------------|
| <b>SYSTEM PUMP &amp; GEAR IDENT.</b> | <b>BUICK - Continued</b>           |                 |                |             | <b>BUICK - Continued</b>                              |                 |                |             |
| <b>SYSTEM &amp; COMPONENT IDENT.</b> | <b>REGAL - Continued</b>           |                 |                |             | <b>REGAL - Continued</b>                              |                 |                |             |
|                                      | <b>1979 - Continued</b>            |                 |                |             | <b>1974-1973 - Continued</b>                          |                 |                |             |
|                                      | <b>V-6 231 ENG. - Continued</b>    |                 |                |             | <b>V-8 350 ENG. - Continued</b>                       |                 |                |             |
|                                      | Return; W/O Turbo.....             | ✕70629          | ★18"           | 39859       | Return.....   | ✕70177          | ★16"           | 39859       |
|                                      | Return; W/Turbo.....               | ✕70551          | ★20"           | 39135       |   |                 |                |             |
|                                      | <b>V-8 301 ENG.</b>                |                 |                |             | <b>V-8 455 ENG.</b>                                   |                 |                |             |
|                                      | Pressure.....                      | 80116           |                |             | Return.....   | ✕70177          | ★20"           | 39859       |
|                                      | Return.....                        | ✕70177          | ★12"           | 39859       |   |                 |                |             |
|                                      | <b>V-8 305 ENG.</b>                |                 |                |             | <b>RIVIERA</b>  |                 |                |             |
|                                      | Pressure; W/A.C.....               | 80141           |                |             | <b>1995</b>   |                 |                |             |
|                                      | Pressure; W/O A.C.....             | 70260           |                |             | <b>V-6 3.8 L ENG.</b>                                 |                 |                |             |
|                                      | Return.....                        | ✕70551          | ★20"           | 39135       | Pressure.....   | 91783           |                |             |
|                                      |                                    |                 |                |             | Return.....   | 91795           |                |             |
| <b>PASS. CARS</b>                    | <b>1978</b>                        |                 |                |             | <b>1993-1992</b>                                      |                 |                |             |
|                                      | <b>V-6 196 ENG.</b>                |                 |                |             | <b>V-6 3.8 L ENG.</b>                                 |                 |                |             |
|                                      | Pressure; W/A.P.....               | 80137           |                |             | Pressure.....   | 91721           |                |             |
|                                      | Pressure; W/O A.P.....             | 80158           |                |             | Return - Cooler To Pump.....                          | 91793           |                |             |
|                                      | Return.....                        | ✕70177          | ★18"           | 39859       | Return - Gear To Cooler.....                          | 91792           |                |             |
|                                      | <b>V-6 231 ENG.</b>                |                 |                |             | <b>1991</b>   |                 |                |             |
|                                      | Pressure; W/A.P.; W/O Turbo.....   | 80137           |                |             | <b>V-6 3.8 L ENG.</b>                                 |                 |                |             |
|                                      | Pressure; W/O A.P.; W/O Turbo..... | 80158           |                |             | Pressure.....   | 91721           |                |             |
|                                      | Pressure; W/Turbo.....             | 70213           |                |             | Return - Cooler To Pump.....                          | 91789           |                |             |
|                                      | Return; W/O Turbo.....             | ✕70177          | ★18"           | 39859       | Return - Gear To Cooler.....                          | 91788           |                |             |
|                                      | Return; W/Turbo.....               | ✕70551          | ★18"           | 39135       |   |                 |                |             |
|                                      | <b>V-8 305 ENG.</b>                |                 |                |             | <b>1990-1989</b>                                      |                 |                |             |
|                                      | Pressure.....                      | 80116           |                |             | <b>V-6 3.8 L ENG.</b>                                 |                 |                |             |
|                                      | Return.....                        | ✕70551          | ★18"           | 39135       | Pressure.....   | 91633           |                |             |
|                                      |                                    |                 |                |             | Return - Cooler To Pump.....                          | 91789           |                |             |
|                                      | <b>1977</b>                        |                 |                |             | Return - Gear To Cooler.....                          | 91788           |                |             |
|                                      | <b>V-6 231 ENG.</b>                |                 |                |             | <b>1988-1987</b>                                      |                 |                |             |
|                                      | Pressure; W/A.P.....               | 80137           |                |             | <b>V-6 3.8 L ENG.</b>                                 |                 |                |             |
|                                      | Pressure; W/O A.P.....             | 80158           |                |             | Pressure.....   | 91633           |                |             |
|                                      | Return.....                        | ✕70629          | ★18"           | 39859       | Return - Cooler To Pump.....                          | 91789           |                |             |
|                                      | <b>V-8 305 ENG.</b>                |                 |                |             | Return - Gear To Cooler.....                          | 91788           |                |             |
|                                      | Pressure.....                      | 80116           |                |             | <b>1986</b>   |                 |                |             |
|                                      | Return.....                        | ✕70551          | ★12"           |             | <b>V-6 3.8 L ENG.</b>                                 |                 |                |             |
|                                      |                                    |                 |                |             | Pressure.....   | 91633           |                |             |
|                                      | <b>V-8 350 ENG.</b>                |                 |                |             | Return.....   | 91785           |                |             |
|                                      | Pressure; Eng. VIN H, J.....       | 70265           |                |             | <b>1985</b>   |                 |                |             |
|                                      | Pressure; Eng. VIN L, R.....       | 80116           |                |             | <b>V-6 3.8 L ENG.</b>                                 |                 |                |             |
|                                      | Return; Eng. VIN H, J.....         |                 | ★15"           |             | Pressure - Pump To Hydroboost.....                    | 71198           |                |             |
|                                      | Return; Eng. VIN L.....            |                 | ★12"           |             | Return - Gear To Pump.....                            |                 | ★13"           |             |
|                                      | Return; Eng. VIN R.....            | ✕70551          | ★12"           | 39135       | Return - Hydroboost To Pump.....                      |                 | ★37"           |             |
|                                      | <b>1976</b>                        |                 |                |             | <b>V-8 5.0 L ENG.</b>                                 |                 |                |             |
|                                      | <b>V-6 231 ENG.</b>                |                 |                |             | Pressure; Conventional System.....                    | 71086           |                |             |
|                                      | Pressure.....                      | 80137           |                |             | Pressure - Hydroboost To Gear; Hydroboost System..... | 71085           |                |             |
|                                      | Return.....                        | ✕70518          | ★18"           | 39135       | Pressure - Pump To Hydroboost; Hydroboost System..... | 71196           |                |             |
|                                      | <b>V-8 350 ENG.</b>                |                 |                |             | Return; Conventional System.....                      |                 | ★9"            |             |
|                                      | Pressure.....                      | 70265           |                |             | Return - Gear To Pump; Hydroboost System.....         |                 | ★12"           |             |
|                                      | Return.....                        | ✕70518          | ★15"           | 39135       | Return - Hydroboost To Pump; Hydroboost System.....   |                 | ★42"           |             |
|                                      | <b>1975</b>                        |                 |                |             | <b>V-8 5.7 L DIESEL ENG.</b>                          |                 |                |             |
|                                      | <b>V-6 231 ENG.</b>                |                 |                |             | Pressure - Hydroboost To Gear.....                    | 71085           |                |             |
|                                      | Pressure.....                      | 70265           |                |             | Pressure - Pump To Hydroboost.....                    | 71196           |                |             |
|                                      | Return.....                        | ✕70177          | ★18"           | 39859       | Return - Gear To Pump.....                            |                 | ★12"           |             |
|                                      | <b>V-8 350 ENG.</b>                |                 |                |             |   |                 |                |             |
|                                      | Pressure.....                      | 70265           |                |             |   |                 |                |             |
|                                      | Return.....                        | ✕70518          | ★18"           | 39135       |   |                 |                |             |
|                                      | <b>1974-1973</b>                   |                 |                |             |   |                 |                |             |
|                                      | <b>V-8 350 ENG.</b>                |                 |                |             |   |                 |                |             |
|                                      | Pressure.....                      | 70265           |                |             |   |                 |                |             |

\* Cut From C.P.E. 3/8" I.D. Hose: 71350 (48"), 81352 (25").  
 † Cut From S.A.E. 11/32" I.D. Hose: 80062 (12"), 80063 (24"), 80064 (36"), 81353 (25").  
 ★ Cut From S.A.E. 3/8" I.D. Hose: 71224 (24"), 71236 (36"), 71206 (48"), 81206 (25"). May Also Use 3/8" C.P.E.  
 ✕ Cut From S.A.E. 5/8" I.D. Hose: 71351 (36").  
 □ Cut From 1/2" I.D. Suction Hose: 71296 (36"), 81354 (10').  
 ✦ Cut From 5/8" I.D. Suction Hose: 71207 (42"), 81355 (10').  
 ✧ Cut From 3/4" I.D. Suction Hose: 71297 (36"), 81356 (10').  
 ☆ See Page A14 For Pump or Gear Identification.

② Two Required.  
 ③ Three Required.  
 ④ Four Required.  
 ✕ Cut To Fit.  
 ✦ Replaces Both Upper and Lower Hose.  
 ▲ 252660 Adaptor Required For Some Models.  
 ✦ See Page A6 For Installation Procedure.

# Power Steering Hose for Passenger Cars

| Application   | Assembly Number | Multi-Use Hose | End Fitting | Application   | Assembly Number | Multi-Use Hose | End Fitting |                                      |
|---|-----------------|----------------|-------------|---|-----------------|----------------|-------------|--------------------------------------|
| <b>BUICK - Continued</b>                              |                 |                |             | <b>BUICK - Continued</b>                              |                 |                |             | <b>SYSTEM PUMP &amp; GEAR IDENT.</b> |
| <b>RIVIERA - Continued</b>                            |                 |                |             | <b>RIVIERA - Continued</b>                            |                 |                |             |                                      |
| <b>1985 - Continued</b>                               |                 |                |             | <b>1981 - Continued</b>                               |                 |                |             | <b>SYSTEM &amp; COMPONENT IDENT.</b> |
| <b>V-8 5.7 L DIESEL ENG. - Continued</b>              |                 |                |             | <b>V-8 5.7 L DIESEL ENG. - Continued</b>              |                 |                |             |                                      |
| Return - Hydroboost To Pump.....                      |                 | *42"           |             | Return - Gear To Pump.....                            |                 | *18"           | 39106       |                                      |
|   |                 |                |             | Return - Hydroboost To Pump.....                      |                 | *48"           |             |                                      |
| <b>1984-1982</b>                                      |                 |                |             | <b>1980</b>   |                 |                |             | <b>PASS. CARS</b>                    |
| <b>V-6 3.8 L ENG.</b>                                 |                 |                |             | <b>V-6 3.8 L ENG.</b>                                 |                 |                |             |                                      |
| Pressure - Pump To Hydroboost.....                    | 71198           |                |             | Pressure; Conventional System.....                    | 71122           |                |             |                                      |
| Return - Gear To Pump.....                            |                 | *13"           |             | Pressure - Hydroboost To Gear; Hydroboost System..... | 71085           |                |             |                                      |
| Return - Hydroboost To Pump.....                      |                 | *37"           |             | Return; Conventional System.....                      |                 | *15"           |             |                                      |
| <b>V-6 4.1 L ENG.</b>                                 |                 |                |             | <b>V-8 5.0 L ENG.</b>                                 |                 |                |             | <b>LIGHT TRUCKS</b>                  |
| Pressure; Conventional System.....                    | 71122           |                |             | Pressure; Conventional System.....                    | 71086           |                |             |                                      |
| Pressure - Pump To Hydroboost; Hydroboost System..... | 71198           |                |             | Pressure - Hydroboost To Gear; Hydroboost System..... | 71085           |                |             |                                      |
| Return; Conventional System.....                      |                 | *15"           |             | Pressure - Pump To Hydroboost; Hydroboost System..... | 71196           |                |             |                                      |
| Return - Gear To Pump; Hydroboost System.....         |                 | *13"           |             | Return; Conventional System.....                      |                 | *              |             |                                      |
| Return - Hydroboost To Pump; Hydroboost System.....   |                 | *37"           |             | Return - Gear To Pump; Hydroboost System.....         |                 | *12"           |             |                                      |
| <b>V-8 5.0 L ENG.</b>                                 |                 |                |             | <b>V-8 5.7 L DIESEL ENG.</b>                          |                 |                |             | <b>MEDIUM/HEAVY TRUCKS</b>           |
| Pressure; Conventional System.....                    | 71086           |                |             | Pressure - Hydroboost To Gear.....                    | 71085           |                |             |                                      |
| Pressure - Hydroboost To Gear; Hydroboost System..... | 71085           |                |             | Pressure - Pump To Hydroboost.....                    | 71196           |                |             |                                      |
| Pressure - Pump To Hydroboost; Hydroboost System..... | 71196           |                |             | Return - Gear To Pump.....                            |                 | *              |             |                                      |
| Return; Conventional System.....                      |                 | *              |             | Return - Hydroboost To Pump; Hydroboost System.....   |                 | *42"           |             |                                      |
| Return - Gear To Pump; Hydroboost System.....         |                 | *12"           |             | <b>V-8 5.7 L DIESEL ENG.</b>                          |                 |                |             | <b>BUSES</b>                         |
| Return - Hydroboost To Pump; Hydroboost System.....   |                 | *42"           |             | Pressure - Hydroboost To Gear.....                    | 71085           |                |             |                                      |
| <b>V-8 5.7 L DIESEL ENG.</b>                          |                 |                |             | Pressure - Pump To Hydroboost.....                    | 71196           |                |             |                                      |
| Pressure - Hydroboost To Gear.....                    | 71085           |                |             | Return - Gear To Pump.....                            |                 | *12"           |             |                                      |
| Pressure - Pump To Hydroboost.....                    | 71196           |                |             | Return - Hydroboost To Pump.....                      |                 | *42"           |             |                                      |
| Return - Gear To Pump.....                            |                 | *12"           |             | <b>1981</b>   |                 |                |             | <b>HOSE NUMERICAL</b>                |
| Return - Hydroboost To Pump.....                      |                 | *42"           |             | <b>V-6 3.8 L ENG.</b>                                 |                 |                |             |                                      |
| <b>1981</b>   |                 |                |             | <b>V-6 3.8 L ENG.</b>                                 |                 |                |             | <b>REPAIR KITS</b>                   |
| <b>V-6 3.8 L ENG.</b>                                 |                 |                |             | <b>V-6 3.8 L ENG.</b>                                 |                 |                |             |                                      |
| Pressure - Hydroboost To Gear.....                    | 71085           |                |             | Pressure - Hydroboost To Gear.....                    | 71085           |                |             |                                      |
| Return - Gear To Pump.....                            |                 | *              |             | Return - Gear To Pump.....                            |                 | *              |             |                                      |
| Return - Hydroboost To Pump.....                      |                 | *              |             | Return - Hydroboost To Pump.....                      |                 | *              |             |                                      |
| <b>V-6 4.1 L ENG.</b>                                 |                 |                |             | <b>V-6 4.1 L ENG.</b>                                 |                 |                |             | <b>KIT NUMERICAL</b>                 |
| Pressure; Conventional System.....                    | 71122           |                |             | Pressure; Conventional System.....                    | 71122           |                |             |                                      |
| Pressure - Hydroboost To Gear; Hydroboost System..... | 71085           |                |             | Pressure - Hydroboost To Gear; Hydroboost System..... | 71085           |                |             |                                      |
| Return; Conventional System.....                      |                 | *15"           |             | Return; Conventional System.....                      |                 | *15"           |             |                                      |
| Return - Gear To Pump; Hydroboost System.....         |                 | *              |             | Return - Gear To Pump; Hydroboost System.....         |                 | *              |             |                                      |
| Return - Hydroboost To Pump; Hydroboost System.....   |                 | *              |             | Return - Hydroboost To Pump; Hydroboost System.....   |                 | *              |             |                                      |
| <b>V-8 5.0 L ENG.</b>                                 |                 |                |             | <b>V-8 5.0 L ENG.</b>                                 |                 |                |             | <b>REPAIR KITS</b>                   |
| Pressure; Conventional System.....                    | 71086           |                |             | Pressure; Conventional System.....                    | 71086           |                |             |                                      |
| Pressure - Hydroboost To Gear; Hydroboost System..... | 71085           |                |             | Pressure - Hydroboost To Gear; Hydroboost System..... | 71085           |                |             |                                      |
| Pressure - Pump To Hydroboost; Hydroboost System..... | 91457           |                |             | Pressure - Pump To Hydroboost; Hydroboost System..... | 91457           |                |             |                                      |
| Return; Conventional System.....                      |                 | *              |             | Return; Conventional System.....                      |                 | *              |             |                                      |
| Return - Gear To Pump; Hydroboost System.....         |                 | *18"           | 39106       | Return - Gear To Pump; Hydroboost System.....         |                 | *18"           |             |                                      |
| Return - Hydroboost To Pump; Hydroboost System.....   |                 | *48"           |             | Return - Hydroboost To Pump; Hydroboost System.....   |                 | *48"           |             |                                      |
| <b>V-8 5.7 L DIESEL ENG.</b>                          |                 |                |             | <b>V-8 5.7 L DIESEL ENG.</b>                          |                 |                |             | <b>KIT NUMERICAL</b>                 |
| Pressure - Hydroboost To Gear.....                    | 71085           |                |             | Pressure - Hydroboost To Gear.....                    | 71085           |                |             |                                      |
| Pressure - Pump To Hydroboost.....                    | 91457           |                |             | Pressure - Pump To Hydroboost.....                    | 91457           |                |             |                                      |

\* Cut From C.P.E. 3/8" I.D. Hose: 71350 (48"), 81352 (25').  
 † Cut From S.A.E. 11/32" I.D. Hose: 80062 (12"), 80063 (24"), 80064 (36"), 81353 (25').  
 ★ Cut From S.A.E. 3/8" I.D. Hose: 71224 (24"), 71236 (36"), 71206 (48"), 81206 (25'). May Also Use 3/8" C.P.E.  
 ♣ Cut From S.A.E. 5/8" I.D. Hose: 71351 (36").  
 □ Cut From 1/2" I.D. Suction Hose: 71296 (36"), 81354 (10').  
 ❖ Cut From 5/8" I.D. Suction Hose: 71207 (42"), 81355 (10').  
 ✱ Cut From 3/4" I.D. Suction Hose: 71297 (36"), 81356 (10').  
 ☆ See Page A14 For Pump or Gear Identification.

Ⓜ Two Required.  
 Ⓝ Three Required.  
 Ⓞ Four Required.  
 ≍ Cut To Fit.  
 Ⓢ Replaces Both Upper and Lower Hose.  
 ▲ 252660 Adaptor Required For Some Models.  
 ♣ See Page A6 For Installation Procedure.

**ILLUSTRATIONS**

# Power Steering Hose for Passenger Cars

|                                      | Application                           | Assembly Number | Multi-Use Hose | End Fitting | Application                            | Assembly Number | Multi-Use Hose | End Fitting |
|--------------------------------------|---------------------------------------|-----------------|----------------|-------------|--|-----------------|----------------|-------------|
| <b>SYSTEM PUMP &amp; GEAR IDENT.</b> | <b>BUICK - Continued</b>              |                 |                |             | <b>BUICK - Continued</b>               |                 |                |             |
|                                      | <b>RIVIERA - Continued</b>            |                 |                |             | <b>SKYHAWK - Continued</b>             |                 |                |             |
|                                      | <b>1972-1971</b>                      |                 |                |             | <b>1989 - Continued</b>                |                 |                |             |
|                                      | <b>V-8 455 ENG.</b>                   |                 |                |             | <b>4-CYL. 2.0 L ENG. - Continued</b>   |                 |                |             |
|                                      | Pressure .....                        | 70260           |                |             | Return - Cooler Tube; W/Cooler .....   | 91938           |                |             |
| <b>SYSTEM &amp; COMPONENT IDENT.</b> | Return .....                          | ✕70177          | ★21"           | 39859       | Return - From Gear; W/Cooler.....      | ✕70442          |                |             |
|                                      | <b>1970</b>                           |                 |                |             | <b>1988</b>                            |                 |                |             |
|                                      | <b>V-8 455 ENG.</b>                   |                 |                |             | <b>4-CYL. 2.0 L ENG.</b>               |                 |                |             |
|                                      | Pressure .....                        | 70250           |                |             | Pressure - From Pump; Early.....       | 71271           |                |             |
|                                      | Return .....                          | ✕80154          | ★30"           | 39859       | Pressure - From Pump; Late.....        | 71406           |                |             |
|                                      | <b>1969</b>                           |                 |                |             | <b>1987</b>                            |                 |                |             |
|                                      | <b>V-8 430 ENG.</b>                   |                 |                |             | <b>4-CYL. 2.0 L ENG.</b>               |                 |                |             |
| <b>PASS. CARS</b>                    | Pressure .....                        | 70250           |                |             | Pressure; Eng. VIN 1.....              | 71406           |                |             |
|                                      | Return .....                          | ✕80154          | ★30"           | 39859       | Pressure; Eng. VIN M.....              | 71271           |                |             |
|                                      | <b>1968-1967</b>                      |                 |                |             | <b>4-CYL. 2.0 L ENG.</b>               |                 |                |             |
|                                      | <b>V-8 430 ENG.</b>                   |                 |                |             | Pressure - From Pump; Eng. VIN K.....  |                 |                |             |
|                                      | Return .....                          | ✕70629          | ★28"           | 39859       | Reservoir; Eng. VIN K, M.....          | 80163           |                |             |
|                                      | <b>1966</b>                           |                 |                |             | Return - Cooler To Pump; Eng. VIN 1 .. |                 |                |             |
| <b>LIGHT TRUCKS</b>                  |                                       |                 |                |             | Return - Cooler To Reservoir; Eng. VIN |                 |                | *26"        |
|                                      | <b>V-8 425 ENG.</b>                   |                 |                |             | M.....                                 |                 |                |             |
|                                      | Pressure .....                        | 71306           |                |             | Return - Cooler Tube; W/Cooler; Eng.   |                 |                | *36"        |
|                                      | Return; W/O A.P. ....                 | ✕70629          | ★24"           | 39859       | VIN 1, M.....                          | 91938           |                |             |
|                                      | <b>1965</b>                           |                 |                |             | Return - From Gear; W/Cooler; Eng.     |                 |                |             |
|                                      | <b>V-8 401 ENG.; V-8 425 ENG.</b>     |                 |                |             | VIN 1, M.....                          |                 |                |             |
|                                      | Pressure .....                        | 71306           |                |             | Return - To Pump; Eng. VIN K.....      | 91649           |                |             |
|                                      | Return; W/O A.P. ....                 | ✕70629          | ★24"           | 39859       | Return - To Pump; Eng. VIN K.....      | 70410           |                |             |
|                                      | <b>1964-1963</b>                      |                 |                |             | <b>1986</b>                            |                 |                |             |
|                                      | <b>V-8 401 ENG.; V-8 425 ENG.</b>     |                 |                |             | <b>4-CYL. 1.8 L ENG.</b>               |                 |                |             |
|                                      | Pressure .....                        | 71306           |                |             | Pressure - From Pump; W/O Turbo.....   | 71223           |                |             |
|                                      | Return .....                          | ✕70629          | ★24"           | 39859       | Pressure - To Gear.....                | 71316           |                |             |
|                                      | <b>ROADMASTER</b>                     |                 |                |             | Reservoir .....                        |                 |                |             |
|                                      | <b>1995-1994</b>                      |                 |                |             | Return - Cooler To Pump; W/Turbo.....  |                 |                |             |
|                                      | <b>V-8 5.7 L ENG.</b>                 |                 |                |             | Return - From Gear; W/Cooler;          |                 |                |             |
|                                      | Pressure; W/O Variable Assist .....   | 91780           |                |             | W/Turbo.....                           | 91648           |                | *10"        |
|                                      | Pressure; W/Variable Assist; Pressure |                 |                |             | Return - To Pump; W/O Turbo.....       |                 |                |             |
|                                      | fitting of pump is equipped with an   |                 |                |             | <b>4-CYL. 2.0 L ENG.</b>               |                 |                |             |
|                                      | electronic sender on vehicles with    |                 |                |             | Pressure - From Pump .....             | 71273           |                |             |
|                                      | variable assist. ....                 | 91779           |                |             | Pressure - To Gear.....                | 71316           |                |             |
|                                      | Return .....                          | ✕80039          |                |             | Return - Cooler To Pump.....           |                 |                | *36"        |
|                                      | <b>1993-1992</b>                      |                 |                |             | Return - Cooler Tube; W/Cooler .....   |                 |                |             |
|                                      | <b>V-8 5.7 L ENG.</b>                 |                 |                |             | Return - From Gear; W/Cooler.....      |                 |                |             |
|                                      | Pressure .....                        | 71792           |                |             | Return - From Gear; W/Cooler.....      | 91938           |                |             |
|                                      | Return .....                          | 80037           |                |             | Return - From Gear; W/Cooler.....      | 91648           |                |             |
|                                      | <b>1991</b>                           |                 |                |             | <b>1985</b>                            |                 |                |             |
|                                      | <b>V-8 5.0 L ENG.</b>                 |                 |                |             | <b>4-CYL. 1.8 L ENG.</b>               |                 |                |             |
|                                      | Pressure .....                        | 71792           |                |             | Pressure - From Pump; W/O Turbo.....   | 71223           |                |             |
|                                      | Return .....                          | 80037           |                |             | Pressure - To Gear.....                | 71316           |                |             |
|                                      | <b>SKYHAWK</b>                        |                 |                |             | Reservoir .....                        |                 |                |             |
|                                      | <b>1989</b>                           |                 |                |             | Return - From Gear; W/Turbo.....       |                 |                |             |
|                                      | <b>4-CYL. 2.0 L ENG.</b>              |                 |                |             | <b>1984</b>                            |                 |                |             |
|                                      | Pressure .....                        | 71411           |                |             | <b>4-CYL. 1.8 L ENG.</b>               |                 |                |             |
|                                      | Return - Cooler To Reservoir.....     |                 | *              |             | Pressure - From Pump; W/O Turbo.....   | 71223           |                |             |

**ILLUSTRATIONS**

\* Cut From C.P.E. 3/8" I.D. Hose: 71350 (48"), 81352 (25').  
 † Cut From S.A.E. 11/32" I.D. Hose: 80062 (12"), 80063 (24"), 80064 (36"), 81353 (25').  
 ★ Cut From S.A.E. 3/8" I.D. Hose: 71224 (24"), 71236 (36"), 71206 (48"), 81206 (25'). May Also Use 3/8" C.P.E.  
 ♣ Cut From S.A.E. 5/8" I.D. Hose: 71351 (36").  
 □ Cut From 1/2" I.D. Suction Hose: 71296 (36"), 81354 (10').  
 ✧ Cut From 5/8" I.D. Suction Hose: 71207 (42"), 81355 (10').  
 ✨ Cut From 3/4" I.D. Suction Hose: 71297 (36"), 81356 (10').  
 ☆ See Page A14 For Pump or Gear Identification.

Ⓜ Two Required.  
 Ⓝ Three Required.  
 Ⓞ Four Required.  
 ✂ Cut To Fit.  
 Ⓢ Replaces Both Upper and Lower Hose.  
 ▲ 252660 Adaptor Required For Some Models.  
 ♣ See Page A6 For Installation Procedure.



# Power Steering Hose for Passenger Cars

| Application                                   | Assembly Number | Multi-Use Hose | End Fitting | Application                                | Assembly Number | Multi-Use Hose | End Fitting |                                      |
|---|-----------------|----------------|-------------|--|-----------------|----------------|-------------|--------------------------------------|
| <b>BUICK - Continued</b>                      |                 |                |             | <b>BUICK - Continued</b>                   |                 |                |             | <b>SYSTEM PUMP &amp; GEAR IDENT.</b> |
| <b>SKYHAWK - Continued</b>                    |                 |                |             | <b>SKYHAWK - Continued</b>                 |                 |                |             |                                      |
| <b>1984 - Continued</b>                       |                 |                |             | <b>1976-1975</b>                           |                 |                |             | <b>SYSTEM &amp; COMPONENT IDENT.</b> |
| <b>4-CYL. 1.8 L ENG. - Continued</b>          |                 |                |             | <b>V-6 231 ENG.</b>                        |                 |                |             |                                      |
| Return - To Pump; W/O Turbo.....              |                 | *15"           |             | Pressure .....                             | 80115           |                |             |                                      |
|   |                 |                |             | Return .....                               | ≧70177          | ★22"           | 39859       |                                      |
| <b>4-CYL. 2.0 L ENG.</b>                      |                 |                |             | <b>SKYLARK</b>                             |                 |                |             |                                      |
| Pressure - From Pump.....                     | 71181           |                |             | <b>1995</b>                                |                 |                |             |                                      |
| Pressure - To Gear.....                       | 71316           |                |             | <b>4-CYL. 2.3 L ENG.</b>                   |                 |                |             |                                      |
| Reservoir .....                               | 80163           |                |             | Pressure - To Gear.....                    | 80041           |                |             |                                      |
| Return - Cooler To Reservoir.....             |                 | *18"           |             | Return - From Gear.....                    | 71413           |                |             |                                      |
| Return - Gear To Cooler.....                  |                 | *18"           |             | <b>V-6 3.1 L ENG.</b>                      |                 |                |             |                                      |
| <b>1983</b>                                   |                 |                |             | <b>Pressure - From Pump; W/Alt. Cool.</b>  |                 |                |             |                                      |
| <b>4-CYL. 1.8 L ENG.</b>                      |                 |                |             | <b>Duct (KC2) .....</b>                    |                 |                |             |                                      |
| Pressure - From Pump.....                     | 71223           |                |             | Pressure - From Pump; W/O Alt. Cool.       |                 |                |             |                                      |
| Pressure - To Gear.....                       | 71315           |                |             | Duct.....                                  | 80224           |                |             |                                      |
| Reservoir .....                               | 80163           |                |             | Pressure - To Gear.....                    | 71780           |                |             |                                      |
| Return - To Pump.....                         |                 | *19"           |             | Return - To Pump; W/Alt. Cool. Duct        |                 |                |             |                                      |
| <b>4-CYL. 2.0 L ENG.</b>                      |                 |                |             | <b>(KC2) .....</b>                         |                 |                |             |                                      |
| Pressure - From Pump.....                     | 71181           |                |             | Return - To Pump; W/O Alt. Cool. Duct      | ≧70442          |                |             |                                      |
| Pressure - To Gear.....                       | 71315           |                |             | <b>1994</b>                                |                 |                |             |                                      |
| Reservoir .....                               | 80163           |                |             | <b>4-CYL. 2.3 L ENG.</b>                   |                 |                |             |                                      |
| Return - Cooler To Reservoir.....             |                 | *18"           |             | Pressure .....                             | 80040           |                |             |                                      |
| Return - Gear To Cooler.....                  |                 | *18"           |             | Return .....                               | 71413           |                |             |                                      |
| <b>1982</b>                                   |                 |                |             | <b>V-6 3.1 L ENG.</b>                      |                 |                |             |                                      |
| <b>4-CYL. 1.8 L ENG.</b>                      |                 |                |             | <b>Pressure - From Pump.....</b>           |                 |                |             |                                      |
| Pressure - From Pump; Eng. VIN G.....         | 71181           |                |             | Pressure - To Gear.....                    | 80224           |                |             |                                      |
| Pressure - From Pump; Eng. VIN O.....         | 71223           |                |             | Return - Cooler To Pump.....               | 71780           |                |             |                                      |
| Pressure - To Gear.....                       | 71315           |                |             | Return - Gear To Cooler.....               | ≧70442          | *36"           |             |                                      |
| Reservoir .....                               | 80163           |                |             | <b>1993</b>                                |                 |                |             |                                      |
| Return - Cooler To Reservoir; Eng. VIN G..... |                 | *18"           |             | <b>4-CYL. 2.3 L ENG.</b>                   |                 |                |             |                                      |
| Return - Gear To Cooler; Eng. VIN G.....      |                 | *18"           |             | Pressure .....                             | 71793           |                |             |                                      |
| Return - To Pump; Eng. VIN O.....             |                 | *19"           |             | Return .....                               | 71413           |                |             |                                      |
| <b>4-CYL. 2.0 L ENG.</b>                      |                 |                |             | <b>V-6 3.3 L ENG.</b>                      |                 |                |             |                                      |
| Pressure - From Pump.....                     | 71181           |                |             | Pressure - From Pump.....                  | 80227           |                |             |                                      |
| Pressure - To Gear.....                       | 71315           |                |             | Pressure - To Gear.....                    | 71800           |                |             |                                      |
| Reservoir .....                               | 80163           |                |             | Return - From Gear.....                    | ≧70442          |                |             |                                      |
| Return - Cooler To Reservoir.....             |                 | *18"           |             | <b>1992</b>                                |                 |                |             |                                      |
| Return - Gear To Cooler.....                  |                 | *18"           |             | <b>4-CYL. 2.3 L ENG.</b>                   |                 |                |             |                                      |
| <b>1980</b>                                   |                 |                |             | <b>Pressure .....</b>                      |                 |                |             |                                      |
| <b>V-6 3.8 L ENG.</b>                         |                 |                |             | <b>Return .....</b>                        |                 |                |             |                                      |
| Pressure .....                                | 71078           |                |             | Pressure .....                             | 71793           |                |             |                                      |
| Return.....                                   |                 | *15"           |             | Return .....                               | 71413           |                |             |                                      |
| <b>1979</b>                                   |                 |                |             | <b>V-6 3.3 L ENG.</b>                      |                 |                |             |                                      |
| <b>V-6 231 ENG.</b>                           |                 |                |             | <b>Pressure - From Pump.....</b>           |                 |                |             |                                      |
| Pressure .....                                | 80120           |                |             | Pressure - To Gear.....                    | 80227           |                |             |                                      |
| Return.....                                   | ≧70551          | ★11"           | 39135       | Return - Cooler To Pump.....               | 71800           |                |             |                                      |
| <b>1978</b>                                   |                 |                |             | <b>Return - Cooler To Pump.....</b>        |                 |                |             |                                      |
| <b>V-6 231 ENG.</b>                           |                 |                |             | <b>Return - Cooler Tube; W/Cooler.....</b> |                 |                |             |                                      |
| Pressure .....                                | 80120           |                |             | Return - Gear To Cooler.....               | 91938           | *26"           |             |                                      |
| Return.....                                   | ≧70518          | ★11"           | 39859       | Return - Gear To Cooler.....               | 91649           |                |             |                                      |
| <b>1977</b>                                   |                 |                |             | <b>1991</b>                                |                 |                |             |                                      |
| <b>V-6 231 ENG.</b>                           |                 |                |             | <b>4-CYL. 2.3 L ENG.</b>                   |                 |                |             |                                      |
| Pressure .....                                | 80120           |                |             | Pressure .....                             | 71795           |                |             |                                      |
| Return.....                                   | ≧70629          | ★18"           | 39859       | Return .....                               | 71413           |                |             |                                      |
|   |                 |                |             | <b>4-CYL. 2.5 L ENG.</b>                   |                 |                |             |                                      |
|   |                 |                |             | <b>Pressure .....</b>                      |                 |                |             |                                      |
|   |                 |                |             | <b>Return .....</b>                        |                 |                |             |                                      |
|   |                 |                |             | <b>V-6 3.3 L ENG.</b>                      |                 |                |             |                                      |
|   |                 |                |             | <b>Pressure - From Pump.....</b>           |                 |                |             |                                      |
|   |                 |                |             | <b>Pressure - To Gear.....</b>             |                 |                |             |                                      |
|   |                 |                |             | <b>80226</b>                               |                 |                |             |                                      |
|   |                 |                |             | <b>71800</b>                               |                 |                |             |                                      |

\* Cut From C.P.E. 3/8" I.D. Hose: 71350 (48"), 81352 (25').  
 † Cut From S.A.E. 11/32" I.D. Hose: 80062 (12"), 80063 (24"), 80064 (36"), 81353 (25').  
 ★ Cut From S.A.E. 3/8" I.D. Hose: 71224 (24"), 71236 (36"), 71206 (48"), 81206 (25'). May Also Use 3/8" C.P.E.  
 ❖ Cut From S.A.E. 5/8" I.D. Hose: 71351 (36").  
 □ Cut From 1/2" I.D. Suction Hose: 71296 (36"), 81354 (10').  
 ❖ Cut From 5/8" I.D. Suction Hose: 71207 (42"), 81355 (10').  
 \* Cut From 3/4" I.D. Suction Hose: 71297 (36"), 81356 (10').  
 ☆ See Page A14 For Pump or Gear Identification.

Ⓜ Two Required.  
 Ⓝ Three Required.  
 Ⓞ Four Required.  
 ≧ Cut To Fit.  
 Ⓢ Replaces Both Upper and Lower Hose.  
 ▲ 252660 Adaptor Required For Some Models.  
 ❖ See Page A6 For Installation Procedure.

**SYSTEM PUMP & GEAR IDENT.**

**SYSTEM & COMPONENT IDENT.**

**PASS. CARS**

**LIGHT TRUCKS**

**MEDIUM/HEAVY TRUCKS**

**BUSES**

**HOSE NUMERICAL**

**REPAIR KITS**

**KIT NUMERICAL**

**ILLUSTRATIONS**

# Power Steering Hose for Passenger Cars

|                                      | Application                         | Assembly Number | Multi-Use Hose | End Fitting | Application   | Assembly Number | Multi-Use Hose | End Fitting |
|--------------------------------------|-------------------------------------|-----------------|----------------|-------------|---|-----------------|----------------|-------------|
| <b>SYSTEM PUMP &amp; GEAR IDENT.</b> | <b>BUICK - Continued</b>            |                 |                |             | <b>BUICK - Continued</b>                                      |                 |                |             |
| <b>SYSTEM &amp; COMPONENT IDENT.</b> | <b>SKYLARK - Continued</b>          |                 |                |             | <b>SKYLARK - Continued</b>                                    |                 |                |             |
| <b>PASS. CARS</b>                    | <b>1991 - Continued</b>             |                 |                |             | <b>1986</b>   |                 |                |             |
|                                      | <b>V-6 3.3 L ENG. - Continued</b>   |                 |                |             | <b>4-CYL. 2.5 L ENG.</b>                                      |                 |                |             |
|                                      | Return - Cooler To Pump.....        |                 |                | *26"        | Pressure.....   | 71269           |                |             |
|                                      | Return - Cooler Tube; W/Cooler..... | 91938           |                |             | Return; W/Auto. Trans.....                                    | 70441           |                |             |
|                                      | Return - Gear To Cooler.....        | 91649           |                |             | Return - Cooler To Pump; W/Man.<br>Trans.; Late.....          |                 |                | *24"        |
|                                      | <b>1990</b>                         |                 |                |             | Return - Cooler Tube; W/Cooler.....                           | 91938           |                |             |
|                                      | <b>4-CYL. 2.3 L ENG.</b>            |                 |                |             | Return - Gear To Cooler; W/Man.<br>Trans.; Late.....          | 91649           |                |             |
|                                      | Pressure.....                       | 71431           |                |             | Return - Gear To Pipe; W/Man. Trans.;<br>W/Cooler; Early..... | 71320           |                |             |
|                                      | Return.....                         | 71413           |                |             | Return - Pipe To Cooler; W/Man.<br>Trans.; Early.....         |                 |                | *12"        |
|                                      | <b>4-CYL. 2.5 L ENG.</b>            |                 |                |             | <b>V-6 3.0 L ENG.</b>   |                 |                |             |
|                                      | Pressure.....                       | 71410           |                |             | Pressure - To Gear.....                                       | 71267           |                |             |
|                                      | Return.....                         | 91551           |                |             | Return - Cooler To Pump.....                                  |                 |                | *24"        |
|                                      | <b>V-6 3.3 L ENG.</b>               |                 |                |             | Return - Cooler Tube; W/Cooler.....                           | 91938           |                |             |
|                                      | Pressure - From Pump.....           | 80226           |                |             | Return - Gear To Cooler.....                                  | 91649           |                |             |
|                                      | Pressure - To Gear.....             | 71800           |                |             | <b>1985</b>   |                 |                |             |
|                                      | Return - Cooler To Pump.....        |                 |                | *26"        | <b>4-CYL. 2.5 L ENG.</b>                                      |                 |                |             |
|                                      | Return - Cooler Tube; W/Cooler..... | 91938           |                |             | Pressure - From Pump.....                                     | 91526           |                |             |
|                                      | Return - Gear To Cooler.....        | 91649           |                |             | Pressure - To Gear.....                                       | 71188           |                |             |
| <b>LIGHT TRUCKS</b>                  | <b>1989</b>                         |                 |                |             | Return - From Gear.....                                       | 71322           |                |             |
|                                      | <b>4-CYL. 2.3 L ENG.</b>            |                 |                |             | Return - To Pump.....   |                 |                | *6"         |
|                                      | Pressure.....                       | 71403           |                |             | <b>V-6 2.8 L ENG.</b>   |                 |                |             |
|                                      | Return.....                         | 71413           |                |             | Pressure; W/A.C.; Eng. VIN W.....                             | 91538           |                |             |
|                                      | <b>4-CYL. 2.5 L ENG.</b>            |                 |                |             | Pressure; W/O A.C.....  | 91864           |                |             |
|                                      | Pressure.....                       | 71410           |                |             | Pressure - Pump To Tee; W/A.C.; Eng.<br>VIN X.....            | 39137           |                |             |
|                                      | Return.....                         | 91551           |                |             | Pressure - Tee To Gear; W/A.C.; Eng.<br>VIN X.....            | 91502           |                |             |
|                                      | <b>V-6 3.3 L ENG.</b>               |                 |                |             | Return; W/A.C.; Eng. VIN W.....                               | 91551           |                |             |
|                                      | Pressure - From Pump.....           | 80226           |                |             | Return; W/O A.C.....  | 91551           |                |             |
|                                      | Pressure - To Gear.....             | 71800           |                |             | Return - Tee To Gear; W/A.C.; Eng.<br>VIN X.....              | 91551           |                |             |
|                                      | Return - Cooler To Pump.....        |                 |                | *26"        | <b>1984-1983</b>  |                 |                |             |
|                                      | Return - Cooler Tube; W/Cooler..... | 91938           |                |             | <b>4-CYL. 2.5 L ENG.</b>                                      |                 |                |             |
|                                      | Return - Gear To Cooler.....        | 91649           |                |             | Pressure - From Pump.....                                     | 91526           |                |             |
| <b>MEDIUM/HEAVY TRUCKS</b>           | <b>1988</b>                         |                 |                |             | Pressure - To Gear.....                                       | 71188           |                |             |
|                                      | <b>4-CYL. 2.3 L ENG.</b>            |                 |                |             | Return - From Gear.....                                       | 71322           |                |             |
|                                      | Pressure.....                       | 71401           |                |             | Return - To Pump.....   |                 |                | *6"         |
|                                      | Return.....                         | 71413           |                |             | <b>V-6 2.8 L ENG.</b>   |                 |                |             |
|                                      | <b>4-CYL. 2.5 L ENG.</b>            |                 |                |             | Pressure; W/O A.C.....  | 91864           |                |             |
|                                      | Pressure - From Pump.....           | 71407           |                |             | Pressure - Pump To Tee; W/A.C.....                            | 39137           |                |             |
|                                      | Return - To Pump.....               | 70442           |                |             | Pressure - Tee To Gear; W/A.C.....                            | 91502           |                |             |
|                                      | <b>V-6 3.0 L ENG.</b>               |                 |                |             | Return; W/O A.C.....  | 91551           |                |             |
|                                      | Pressure - To Gear.....             | 71271           |                |             | Return - Tee To Gear; W/A.C.....                              | 91551           |                |             |
|                                      | Return - Cooler To Pump.....        |                 |                | *           | <b>1982</b>   |                 |                |             |
|                                      | Return - Cooler Tube; W/Cooler..... | 91938           |                |             | <b>4-CYL. 2.5 L ENG.</b>                                      |                 |                |             |
|                                      | Return - Gear To Cooler.....        | 91649           |                |             | Pressure - From Pump.....                                     | 91526           |                |             |
| <b>BUSES</b>                         | <b>1987</b>                         |                 |                |             | Pressure - To Gear.....                                       | 71188           |                |             |
|                                      | <b>4-CYL. 2.5 L ENG.</b>            |                 |                |             | Return - From Gear.....                                       | 71322           |                |             |
|                                      | Pressure - From Pump.....           | 71407           |                |             | Return - To Pump.....   |                 |                | *6"         |
|                                      | Return; W/O Cooler.....             | 70442           |                |             | <b>V-6 2.8 L ENG.</b>   |                 |                |             |
|                                      | Return - Cooler To Pump.....        |                 |                | *24"        | Pressure; W/O A.C.....  | 91864           |                |             |
|                                      | Return - Cooler Tube; W/Cooler..... | 91938           |                |             | Pressure - Pump To Tee; W/A.C.....                            | 39137           |                |             |
|                                      | Return - Gear To Cooler.....        | 91649           |                |             | Pressure - Tee To Gear; W/A.C.....                            | 91502           |                |             |
|                                      | <b>V-6 3.0 L ENG.</b>               |                 |                |             | Return; W/O A.C.....  | 91551           |                |             |
|                                      | Pressure - To Gear.....             | 71271           |                |             | Return - Tee To Gear; W/A.C.....                              | 91551           |                |             |
|                                      | Return - Cooler To Pump.....        |                 |                | *           | <b>1982</b>   |                 |                |             |
|                                      | Return - Cooler Tube; W/Cooler..... | 91938           |                |             | <b>4-CYL. 2.5 L ENG.</b>                                      |                 |                |             |
|                                      | Return - Gear To Cooler.....        | 91649           |                |             | Pressure - From Pump.....                                     | 91526           |                |             |
| <b>HOSE NUMERICAL</b>                | <b>1987</b>                         |                 |                |             | Pressure - To Gear.....                                       | 71188           |                |             |
|                                      | <b>4-CYL. 2.5 L ENG.</b>            |                 |                |             | Return - From Gear.....                                       | 71322           |                |             |
|                                      | Pressure - From Pump.....           | 71407           |                |             | Return - To Pump.....   |                 |                | *6"         |
|                                      | Return; W/O Cooler.....             | 70442           |                |             | <b>V-6 2.8 L ENG.</b>   |                 |                |             |
|                                      | Return - Cooler To Pump.....        |                 |                | *24"        | Pressure; W/O A.C.....  | 91864           |                |             |
|                                      | Return - Cooler Tube; W/Cooler..... | 91938           |                |             | Pressure - Pump To Tee; W/A.C.....                            | 39137           |                |             |
|                                      | Return - Gear To Cooler.....        | 91649           |                |             | Pressure - Tee To Gear; W/A.C.....                            | 91502           |                |             |
|                                      | <b>V-6 3.0 L ENG.</b>               |                 |                |             | Return; W/O A.C.....  | 91551           |                |             |
|                                      | Pressure - To Gear.....             | 71271           |                |             | Return - Tee To Gear; W/A.C.....                              | 91551           |                |             |
|                                      | Return - Cooler To Pump.....        |                 |                | *           | <b>1982</b>   |                 |                |             |
|                                      | Return - Cooler Tube; W/Cooler..... | 91938           |                |             | <b>4-CYL. 2.5 L ENG.</b>                                      |                 |                |             |
|                                      | Return - Gear To Cooler.....        | 91649           |                |             | Pressure - From Pump.....                                     | 91526           |                |             |
| <b>REPAIR KITS</b>                   | <b>1987</b>                         |                 |                |             | Pressure - To Gear.....                                       | 71188           |                |             |
|                                      | <b>4-CYL. 2.5 L ENG.</b>            |                 |                |             | Return - From Gear.....                                       | 71322           |                |             |
|                                      | Pressure - From Pump.....           | 71407           |                |             | Return - To Pump.....   |                 |                | *6"         |
|                                      | Return; W/O Cooler.....             | 70442           |                |             | <b>V-6 2.8 L ENG.</b>   |                 |                |             |
|                                      | Return - Cooler To Pump.....        |                 |                | *24"        | Pressure; W/O A.C.....  | 91864           |                |             |
|                                      | Return - Cooler Tube; W/Cooler..... | 91938           |                |             | Pressure - Pump To Tee; W/A.C.....                            | 39137           |                |             |
|                                      | Return - Gear To Cooler.....        | 91649           |                |             | Pressure - Tee To Gear; W/A.C.....                            | 91502           |                |             |
|                                      | <b>V-6 3.0 L ENG.</b>               |                 |                |             | Return; W/O A.C.....  | 91551           |                |             |
|                                      | Pressure - To Gear.....             | 71271           |                |             | Return - Tee To Gear; W/A.C.....                              | 91551           |                |             |
|                                      | Return - Cooler To Pump.....        |                 |                | *           | <b>1982</b>   |                 |                |             |
|                                      | Return - Cooler Tube; W/Cooler..... | 91938           |                |             | <b>4-CYL. 2.5 L ENG.</b>                                      |                 |                |             |
|                                      | Return - Gear To Cooler.....        | 91649           |                |             | Pressure - From Pump.....                                     | 91526           |                |             |
| <b>KIT NUMERICAL</b>                 | <b>1987</b>                         |                 |                |             | Pressure - To Gear.....                                       | 71188           |                |             |
|                                      | <b>4-CYL. 2.5 L ENG.</b>            |                 |                |             | Return - From Gear.....                                       | 71322           |                |             |
|                                      | Pressure - From Pump.....           | 71407           |                |             | Return - To Pump.....   |                 |                | *6"         |
|                                      | Return; W/O Cooler.....             | 70442           |                |             | <b>V-6 2.8 L ENG.</b>   |                 |                |             |
|                                      | Return - Cooler To Pump.....        |                 |                | *24"        | Pressure; W/O A.C.....  | 91864           |                |             |
|                                      | Return - Cooler Tube; W/Cooler..... | 91938           |                |             | Pressure - Pump To Tee; W/A.C.....                            | 39137           |                |             |
|                                      | Return - Gear To Cooler.....        | 91649           |                |             | Pressure - Tee To Gear; W/A.C.....                            | 91502           |                |             |
|                                      | <b>V-6 3.0 L ENG.</b>               |                 |                |             | Return; W/O A.C.....  | 91551           |                |             |
|                                      | Pressure - To Gear.....             | 71271           |                |             | Return - Tee To Gear; W/A.C.....                              | 91551           |                |             |
|                                      | Return - Cooler To Pump.....        |                 |                | *           | <b>1982</b>   |                 |                |             |
|                                      | Return - Cooler Tube; W/Cooler..... | 91938           |                |             | <b>4-CYL. 2.5 L ENG.</b>                                      |                 |                |             |
|                                      | Return - Gear To Cooler.....        | 91649           |                |             | Pressure - From Pump.....                                     | 91526           |                |             |
| <b>ILLUSTRATIONS</b>                 | <b>1987</b>                         |                 |                |             | Pressure - To Gear.....                                       | 71188           |                |             |
|                                      | <b>4-CYL. 2.5 L ENG.</b>            |                 |                |             | Return - From Gear.....                                       | 71322           |                |             |
|                                      | Pressure - From Pump.....           | 71407           |                |             | Return - To Pump.....   |                 |                | *6"         |
|                                      | Return; W/O Cooler.....             | 70442           |                |             | <b>V-6 2.8 L ENG.</b>   |                 |                |             |
|                                      | Return - Cooler To Pump.....        |                 |                | *24"        | Pressure; W/O A.C.....  | 91864           |                |             |
|                                      | Return - Cooler Tube; W/Cooler..... | 91938           |                |             | Pressure - Pump To Tee; W/A.C.....                            | 39137           |                |             |
|                                      | Return - Gear To Cooler.....        | 91649           |                |             | Pressure - Tee To Gear; W/A.C.....                            | 91502           |                |             |
|                                      | <b>V-6 3.0 L ENG.</b>               |                 |                |             | Return; W/O A.C.....  | 91551           |                |             |
|                                      | Pressure - To Gear.....             | 71271           |                |             | Return - Tee To Gear; W/A.C.....                              | 91551           |                |             |
|                                      | Return - Cooler To Pump.....        |                 |                | *           | <b>1982</b>   |                 |                |             |
|                                      | Return - Cooler Tube; W/Cooler..... | 91938           |                |             | <b>4-CYL. 2.5 L ENG.</b>                                      |                 |                |             |
|                                      | Return - Gear To Cooler.....        | 91649           |                |             | Pressure - From Pump.....                                     | 91526           |                |             |

\* Cut From C.P.E. 3/8" I.D. Hose: 71350 (48"), 81352 (25').  
 † Cut From S.A.E. 11/32" I.D. Hose: 80062 (12"), 80063 (24"), 80064 (36"), 81353 (25').  
 ★ Cut From S.A.E. 3/8" I.D. Hose: 71224 (24"), 71236 (36"), 71206 (48"), 81206 (25'). May Also Use 3/8" C.P.E.  
 ♣ Cut From S.A.E. 5/8" I.D. Hose: 71351 (36").  
 □ Cut From 1/2" I.D. Suction Hose: 71296 (36"), 81354 (10').  
 ✦ Cut From 5/8" I.D. Suction Hose: 71207 (42"), 81355 (10').  
 ✧ Cut From 3/4" I.D. Suction Hose: 71297 (36"), 81356 (10').  
 ☆ See Page A14 For Pump or Gear Identification.

Ⓜ Two Required.  
 Ⓝ Three Required.  
 Ⓞ Four Required.  
 Ⓢ Cut To Fit.  
 Ⓣ Replaces Both Upper and Lower Hose.  
 ▲ 252660 Adaptor Required For Some Models.  
 ♣ See Page A6 For Installation Procedure.

# Power Steering Hose for Passenger Cars

| Application                       | Assembly Number | Multi-Use Hose | End Fitting | Application                                     | Assembly Number | Multi-Use Hose | End Fitting |                           |
|-----------------------------------|-----------------|----------------|-------------|---|-----------------|----------------|-------------|---------------------------|
| <b>BUICK - Continued</b>          |                 |                |             | <b>BUICK - Continued</b>                        |                 |                |             | SYSTEM PUMP & GEAR IDENT. |
| <b>SKYLARK - Continued</b>        |                 |                |             | <b>SKYLARK - Continued</b>                      |                 |                |             |                           |
| <b>1981</b>                       |                 |                |             | <b>1976</b>                                     |                 |                |             | SYSTEM & COMPONENT IDENT. |
| <b>4-CYL. 2.5 L ENG.</b>          |                 |                |             | <b>V-6 231 ENG.</b>                             |                 |                |             |                           |
| Pressure - From Pump .....        | 91526           |                |             | Pressure .....                                  | 80137           |                |             |                           |
| Pressure - To Gear .....          | 71163           |                |             | Return .....                                    | ☉70518          | ★18"           | 39135       |                           |
| Return - Cooler To Pump .....     |                 | ★24"           |             | <b>V-8 260 ENG.</b>                             |                 |                |             |                           |
| Return - Gear To Cooler .....     |                 | ★              |             | Pressure .....                                  | 80217           |                |             |                           |
| <b>V-6 2.8 L ENG.</b>             |                 |                |             | Return .....                                    | ☉70629          | ★15"           | 39859       |                           |
| Pressure - From Pump .....        | 91527           |                |             | <b>V-8 350 ENG.</b>                             |                 |                |             |                           |
| Pressure - To Gear .....          | 71164           |                |             | Pressure .....                                  | 70265           |                |             |                           |
| Return - From Gear .....          | ☉71322          |                |             | Return .....                                    | ☉70518          | ★19"           | 39135       |                           |
| Return - To Pump .....            |                 | ★24"           |             | <b>1975</b>                                     |                 |                |             |                           |
| <b>1980</b>                       |                 |                |             | <b>V-6 231 ENG.</b>                             |                 |                |             | PASS. CARS                |
| <b>4-CYL. 2.5 L ENG.</b>          |                 |                |             | <b>V-8 260 ENG.</b>                             |                 |                |             |                           |
| Pressure - From Pump .....        | 71056           |                |             | Pressure .....                                  | 70265           |                |             |                           |
| Pressure - To Gear .....          | 91529           |                |             | Return .....                                    | ☉70518          | ★19"           | 39859       |                           |
| Return - Cooler To Pump .....     |                 | ★22"           |             | <b>V-8 350 ENG.</b>                             |                 |                |             |                           |
| Return - Gear To Cooler .....     |                 | ★38"           |             | Pressure .....                                  | 70265           |                |             |                           |
| <b>V-6 2.8 L ENG.</b>             |                 |                |             | Return .....                                    | ☉70629          | ★12"           | 39859       |                           |
| Pressure - From Pump .....        | 71055           |                |             | <b>V-8 350 ENG.</b>                             |                 |                |             |                           |
| Pressure - To Gear .....          | 91528           |                |             | Pressure .....                                  | 70265           |                |             |                           |
| Return - Cooler To Pump .....     |                 | ★22"           |             | Return .....                                    | ☉70518          | ★19"           | 39859       |                           |
| Return - Gear To Cooler .....     |                 | ★38"           |             | <b>1972</b>                                     |                 |                |             |                           |
| <b>1979</b>                       |                 |                |             | <b>V-8 350 ENG.; V-8 455 ENG.</b>               |                 |                |             | MEDIUM/ HEAVY TRUCKS      |
| <b>V-6 231 ENG.</b>               |                 |                |             | <b>V-8 350 ENG.; V-8 455 ENG.</b>               |                 |                |             |                           |
| Pressure; W/A.P. ....             | 80137           |                |             | Pressure .....                                  | 70235           |                |             |                           |
| Pressure; W/O A.P. ....           | 70247           |                |             | Return .....                                    | ☉70177          | ★21"           | 39859       |                           |
| Return .....                      | ☉70629          | ★18"           | 39859       | <b>1971</b>                                     |                 |                |             |                           |
| <b>V-8 305 ENG.; V-8 350 ENG.</b> |                 |                |             | <b>6-CYL. 250 ENG.</b>                          |                 |                |             | HOSE NUMERICAL            |
| Pressure .....                    | 80116           |                |             | Pressure .....                                  | ▲71058          |                |             |                           |
| Return .....                      | ☉70551          | ★20"           | 39135       | Return .....                                    | ☉70177          | ★21"           | 39859       |                           |
| <b>1978</b>                       |                 |                |             | <b>V-8 350 ENG.; V-8 455 ENG.</b>               |                 |                |             | BUSES                     |
| <b>V-6 231 ENG.</b>               |                 |                |             | <b>1970</b>                                     |                 |                |             |                           |
| Pressure; W/A.P. ....             | 80137           |                |             | <b>6-CYL. 250 ENG.</b>                          |                 |                |             |                           |
| Pressure; W/O A.P. ....           | 70247           |                |             | Pressure .....                                  | ▲71058          |                |             |                           |
| Return .....                      | ☉70177          | ★18"           | 39859       | Return .....                                    |                 | ★              |             |                           |
| <b>V-8 305 ENG.; V-8 350 ENG.</b> |                 |                |             | <b>V-8 350 ENG.; V-8 455 ENG.</b>               |                 |                |             | KIT NUMERICAL             |
| Pressure .....                    | 80158           |                |             | Pressure .....                                  | 70235           |                |             |                           |
| Return .....                      | ☉70629          | ★18"           | 39859       | Return .....                                    | ☉70177          | ★21"           | 39859       |                           |
| <b>1977</b>                       |                 |                |             | <b>1969-1968</b>                                |                 |                |             | REPAIR KITS               |
| <b>V-6 231 ENG.</b>               |                 |                |             | <b>6-CYL. 250 ENG.</b>                          |                 |                |             |                           |
| Pressure; W/A.P. ....             | 80137           |                |             | Pressure .....                                  | 71058           |                |             |                           |
| Pressure; W/O A.P. ....           | 70247           |                |             | Return .....                                    | ☉70629          | ★27"           | 39859       |                           |
| Return .....                      | ☉70177          | ★18"           | 39859       | <b>V-8 350 ENG.; V-8 400 ENG.</b>               |                 |                |             |                           |
| <b>V-8 301 ENG.</b>               |                 |                |             | <b>1967</b>                                     |                 |                |             |                           |
| Pressure .....                    | 70277           |                |             | <b>V-6 225 ENG.; V-8 300 ENG.; V-8 340 ENG.</b> |                 |                |             |                           |
| Return .....                      | ☉70629          | ★14"           | 39859       | Pressure .....                                  | 70198           |                |             |                           |
| <b>V-8 305 ENG.</b>               |                 |                |             | Return .....                                    | ☉70629          | ★27"           | 39859       |                           |
| Pressure .....                    | 70277           |                |             | <b>V-8 400 ENG.</b>                             |                 |                |             |                           |
| Return .....                      |                 | ★12"           |             | Pressure .....                                  | 70198           |                |             |                           |
| <b>V-8 350 ENG.</b>               |                 |                |             | Return .....                                    | ☉70629          | ★              | 39859       |                           |
| Pressure; Eng. VIN L .....        | 70277           |                |             | <b>1976</b>                                     |                 |                |             |                           |
| Pressure; Eng. VIN R .....        | 80217           |                |             | <b>V-6 231 ENG.</b>                             |                 |                |             |                           |
| Return; Eng. VIN L .....          |                 | ★12"           |             | Pressure .....                                  | 80137           |                |             |                           |
| Return; Eng. VIN R .....          | ☉70518          | ★14"           | 39859       | Return .....                                    | ☉70518          | ★18"           | 39135       |                           |

\* Cut From C.P.E. 3/8" I.D. Hose: 71350 (48"), 81352 (25").  
 † Cut From S.A.E. 11/32" I.D. Hose: 80062 (12"), 80063 (24"), 80064 (36"), 81353 (25").  
 ★ Cut From S.A.E. 3/8" I.D. Hose: 71224 (24"), 71236 (36"), 71206 (48"), 81206 (25"). May Also Use 3/8" C.P.E.  
 ❖ Cut From S.A.E. 5/8" I.D. Hose: 71351 (36").  
 □ Cut From 1/2" I.D. Suction Hose: 71296 (36"), 81354 (10').  
 ❖ Cut From 5/8" I.D. Suction Hose: 71207 (42"), 81355 (10').  
 \* Cut From 3/4" I.D. Suction Hose: 71297 (36"), 81356 (10').  
 ☆ See Page A14 For Pump or Gear Identification.

② Two Required.  
 ③ Three Required.  
 ④ Four Required.  
 ☉ Cut To Fit.  
 ☉ Replaces Both Upper and Lower Hose.  
 ▲ 252660 Adaptor Required For Some Models.  
 ❖ See Page A6 For Installation Procedure.

ILLUSTRATIONS

# Power Steering Hose for Passenger Cars

|                                      | Application                                       | Assembly Number | Multi-Use Hose | End Fitting | Application                       | Assembly Number | Multi-Use Hose | End Fitting |
|--------------------------------------|---|-----------------|----------------|-------------|-----------------------------------|-----------------|----------------|-------------|
| <b>SYSTEM PUMP &amp; GEAR IDENT.</b> | <b>BUICK - Continued</b>                          |                 |                |             | <b>BUICK - Continued</b>          |                 |                |             |
|                                      | <b>SKYLARK - Continued</b>                        |                 |                |             | <b>SOMERSET - Continued</b>       |                 |                |             |
|                                      | <b>1966</b>                                       |                 |                |             | <b>1986 - Continued</b>           |                 |                |             |
|                                      | <b>V-6 225 ENG.</b>                               |                 |                |             | <b>V-6 3.0 L ENG. - Continued</b> |                 |                |             |
| <b>SYSTEM &amp; COMPONENT IDENT.</b> | Pressure .....                                    | 71058           |                | 39859       | Return - Cooler To Pump .....     |                 | *              |             |
|                                      | Return .....                                      |                 | ★              |             | Return - Gear To Cooler .....     | 91649           |                |             |
|                                      | <b>V-8 300 ENG.; V-8 340 ENG.</b>                 |                 |                |             | <b>SOMERSET REGAL</b>             |                 |                |             |
|                                      | Pressure .....                                    | 70198           |                | 39859       | <b>1985</b>                       |                 |                |             |
|                                      | Return .....                                      | ✗70629          | ★27"           |             | <b>4-CYL. 2.5 L ENG.</b>          |                 |                |             |
|                                      | <b>V-8 400 ENG.</b>                               |                 |                |             | Pressure .....                    |                 |                |             |
|                                      | Pressure .....                                    | 70198           |                | 39859       | Return; W/O Cooler .....          | 71269           |                |             |
|                                      | Return .....                                      | ✗70629          | ★              |             | Return - Cooler To Pump .....     | 70441           |                | *12"        |
| <b>PASS. CARS</b>                    | <b>1965</b>                                       |                 |                |             | Return - Gear To Cooler .....     |                 |                |             |
|                                      | <b>V-6 225 ENG.</b>                               |                 |                |             | 91649                             |                 |                |             |
|                                      | Pressure .....                                    | 70198           |                | 39859       | <b>V-6 3.0 L ENG.</b>             |                 |                |             |
|                                      | Return .....                                      |                 | ★              |             | Pressure - To Gear .....          | 71267           |                | *15"        |
|                                      | <b>V-8 300 ENG.</b>                               |                 |                |             | Return - Cooler To Pump .....     |                 |                |             |
|                                      | Pressure .....                                    | 70198           |                | 39859       | Return - Gear To Cooler .....     | 91649           |                |             |
|                                      | Return .....                                      | ✗70629          | ★27"           |             | <b>SPECIAL</b>                    |                 |                |             |
| <b>LIGHT TRUCKS</b>                  | <b>V-8 400 ENG.</b>                               |                 |                |             | <b>1969-1968</b>                  |                 |                |             |
|                                      | Pressure .....                                    | 70198           |                | 39859       | <b>6-CYL. 250 ENG.</b>            |                 |                |             |
|                                      | Return .....                                      | ✗70629          | ★              |             | Pressure .....                    | 71058           |                |             |
|                                      | <b>1964</b>                                       |                 |                |             | Return .....                      | ✗70629          | ★27"           | 39859       |
|                                      | <b>V-6 225 ENG.</b>                               |                 |                |             | <b>V-8 350 ENG.</b>               |                 |                |             |
|                                      | Pressure .....                                    | 70198           |                | 39859       | Pressure .....                    | 70198           |                |             |
|                                      | Return .....                                      |                 | ★              |             | Return .....                      | ✗70629          | ★27"           | 39859       |
| <b>MEDIUM/HEAVY TRUCKS</b>           | <b>V-8 300 ENG.</b>                               |                 |                |             | <b>1967</b>                       |                 |                |             |
|                                      | Pressure .....                                    | 70198           |                | 39859       | <b>V-6 225 ENG.; V-8 300 ENG.</b> |                 |                |             |
|                                      | Return .....                                      | ✗70629          | ★27"           |             | Pressure .....                    | 70198           |                |             |
|                                      | <b>1964</b>                                       |                 |                |             | Return .....                      | ✗70629          | ★27"           | 39859       |
|                                      | <b>V-6 225 ENG.</b>                               |                 |                |             | <b>1966-1964</b>                  |                 |                |             |
|                                      | Pressure .....                                    | 70198           |                | 39859       | <b>V-6 225 ENG.</b>               |                 |                |             |
|                                      | Return .....                                      |                 | ★              |             | Pressure .....                    | 70198           |                |             |
| <b>BUSES</b>                         | <b>V-8 215 ENG.</b>                               |                 |                |             | Return .....                      |                 |                |             |
|                                      | Return .....                                      |                 | ★              | 39859       | Return .....                      | ✗70629          | ★27"           | 39859       |
|                                      | <b>SOMERSET</b>                                   |                 |                |             | <b>V-8 300 ENG.</b>               |                 |                |             |
|                                      | <b>1987</b>                                       |                 |                |             | Pressure .....                    |                 |                |             |
|                                      | <b>4-CYL. 2.5 L ENG.</b>                          |                 |                |             | Return .....                      |                 |                |             |
|                                      | Pressure .....                                    | 71407           |                |             | Pressure .....                    | 70198           |                |             |
|                                      | Return; W/O Cooler .....                          | ✗70442          |                |             | Return .....                      | ✗70629          | ★27"           | 39859       |
|                                      | Return - Cooler To Pump .....                     |                 | *24"           |             | <b>1963-1962</b>                  |                 |                |             |
|                                      | Return - Cooler Tube; W/Cooler .....              | 91938           |                |             | <b>V-6 198 ENG.; V-8 215 ENG.</b> |                 |                |             |
|                                      | Return - From Gear; W/Cooler .....                | 91649           |                |             | Return .....                      |                 | ★              | 39859       |
| <b>HOSE NUMERICAL</b>                | <b>V-6 3.0 L ENG.</b>                             |                 |                |             | <b>1961</b>                       |                 |                |             |
|                                      | Pressure - To Gear .....                          | 71271           |                |             | <b>V-8 215 ENG.</b>               |                 |                |             |
|                                      | Return; W/O Cooler .....                          | ✗70442          |                |             | Return .....                      |                 | ★              | 39859       |
|                                      | Return - Cooler To Pump .....                     |                 | *24"           |             | <b>WILDCAT</b>                    |                 |                |             |
|                                      | Return - Cooler Tube; W/Cooler .....              | 91938           |                |             | <b>1970</b>                       |                 |                |             |
|                                      | Return - Gear To Cooler .....                     | 91649           |                |             | <b>V-8 455 ENG.</b>               |                 |                |             |
| <b>REPAIR KITS</b>                   | <b>1986</b>                                       |                 |                |             | Pressure .....                    |                 |                |             |
|                                      | <b>4-CYL. 2.5 L ENG.</b>                          |                 |                |             | Return .....                      |                 |                |             |
|                                      | Pressure .....                                    | 71269           |                |             | Pressure .....                    | 70251           |                |             |
|                                      | Return; W/Auto. Trans. ....                       | 70441           |                |             | Return .....                      | ✗80154          | ★26"           | 39859       |
|                                      | Return - Cooler To Pump; W/Man. Trans. ....       |                 | *24"           |             | <b>1969</b>                       |                 |                |             |
|                                      | Return - From Gear; W/Man. Trans.; W/Cooler ..... | 91649           |                |             | <b>V-8 430 ENG.</b>               |                 |                |             |
|                                      | Pressure - To Gear .....                          | 71267           |                |             | Pressure .....                    | 70251           |                |             |
| <b>KIT NUMERICAL</b>                 | <b>V-6 3.0 L ENG.</b>                             |                 |                |             | Return .....                      |                 |                |             |
|                                      | Pressure - To Gear .....                          | 71267           |                |             | Return .....                      | ✗80154          | ★26"           | 39859       |

\* Cut From C.P.E. 3/8" I.D. Hose: 71350 (48"), 81352 (25').  
 † Cut From S.A.E. 11/32" I.D. Hose: 80062 (12"), 80063 (24"), 80064 (36"), 81353 (25').  
 ★ Cut From S.A.E. 3/8" I.D. Hose: 71224 (24"), 71236 (36"), 71206 (48"), 81206 (25'). May Also Use 3/8" C.P.E.  
 ✗ Cut From S.A.E. 5/8" I.D. Hose: 71351 (36").  
 □ Cut From 1/2" I.D. Suction Hose: 71296 (36"), 81354 (10').  
 ❖ Cut From 5/8" I.D. Suction Hose: 71207 (42"), 81355 (10').  
 ✱ Cut From 3/4" I.D. Suction Hose: 71297 (36"), 81356 (10').  
 ☆ See Page A14 For Pump or Gear Identification.

Ⓜ Two Required.  
 Ⓝ Three Required.  
 Ⓞ Four Required.  
 ✗ Cut To Fit.  
 Ⓢ Replaces Both Upper and Lower Hose.  
 ▲ 252660 Adaptor Required For Some Models.  
 ❖ See Page A6 For Installation Procedure.



# Power Steering Hose for Passenger Cars

| Application   | Assembly Number | Multi-Use Hose | End Fitting | Application                             | Assembly Number | Multi-Use Hose | End Fitting |                                      |
|---|-----------------|----------------|-------------|---|-----------------|----------------|-------------|--------------------------------------|
| <b>BUICK - Continued</b>  |                 |                |             | <b>CADILLAC - Continued</b>             |                 |                |             | <b>SYSTEM PUMP &amp; GEAR IDENT.</b> |
| <b>WILDCAT - Continued</b>  |                 |                |             | <b>CALAIS</b>                           |                 |                |             |                                      |
| <b>1968-1967</b>  |                 |                |             | <b>1976-1975</b>                        |                 |                |             | <b>SYSTEM &amp; COMPONENT IDENT.</b> |
| <b>V-8 430 ENG.</b>   |                 |                |             | <b>V-8 500 ENG.</b>                     |                 |                |             |                                      |
| Return .....  | ≠70629          | ★28"           | 39859       | Pressure .....                          | 91565           | ★36"           |             |                                      |
| <b>1966-1964</b>  |                 |                |             | <b>1974-1973</b>                        |                 |                |             | <b>PASS. CARS</b>                    |
| <b>V-8 401 ENG.</b>   |                 |                |             | <b>V-8 472 ENG.</b>                     |                 |                |             |                                      |
| Pressure .....  | 71306           |                |             | Pressure .....                          | 91565           | ★36"           |             |                                      |
| Return .....  | ≠70629          | ★24"           | 39859       | Return .....                            |                 |                |             |                                      |
| <b>V-8 425 ENG.</b>   |                 |                |             | <b>1972-1971</b>                        |                 |                |             | <b>LIGHT TRUCKS</b>                  |
| Pressure .....  | 71306           |                |             | <b>V-8 472 ENG.</b>                     |                 |                |             |                                      |
| Return .....  |                 | ★48"           | 39859       | Pressure .....                          | 91564           | ★36"           |             |                                      |
| <b>CADILLAC</b>   |                 |                |             | <b>1970-1969</b>                        |                 |                |             | <b>MEDIUM/HEAVY TRUCKS</b>           |
| IMPORTANT: PLEASE NOTE. To select correct replacement parts, it may be necessary to identify the code character for the engine by looking at the VIN (Vehicle Identification Number) located on the dash panel. For 1981 and newer cars, refer to the 8th digit of VIN for the correct engine code. For 1980 and older cars, refer to the 5th digit of VIN for the correct engine code. |                 |                |             | <b>V-8 472 ENG.</b>                     |                 |                |             |                                      |
| <b>ALLANTE</b>  |                 |                |             | <b>1968</b>                             |                 |                |             | <b>BUSES</b>                         |
| <b>1993</b>   |                 |                |             | <b>V-8 472 ENG.</b>                     |                 |                |             |                                      |
| <b>V-8 4.6 L ENG.</b>   |                 |                |             | Pressure; Eng. No. 197767 & After ..... |                 |                |             |                                      |
| Pressure; W/Switch Port At Gear End...  | 92009           |                |             | Return .....                            | 80110           | ★37"           |             |                                      |
| Pressure; W/Switch Port At Pump End..   | 91718           |                |             | <b>1967-1966</b>                        |                 |                |             |                                      |
| Return - Cooler To Filter .....   |                 | *32"           |             | <b>V-8 429 ENG.</b>                     |                 |                |             |                                      |
| <b>1992-1991</b>  |                 |                |             | Pressure .....                          |                 |                |             |                                      |
| <b>V-8 4.5 L ENG.</b>   |                 |                |             | Return - Cooler To Pump .....           |                 |                |             |                                      |
| Pressure .....  | 91722           |                |             | Return - Gear To Cooler .....           |                 | ★              |             |                                      |
| <b>1990-1989</b>  |                 |                |             | <b>1965</b>                             |                 |                |             |                                      |
| <b>V-8 4.5 L ENG.</b>   |                 |                |             | <b>V-8 429 ENG.</b>                     |                 |                |             |                                      |
| Pressure .....  | 91646           |                |             | Pressure .....                          | 80110           | ★24"           |             |                                      |
| <b>1988-1987</b>  |                 |                |             | <b>CIMARRON</b>                         |                 |                |             |                                      |
| <b>V-8 4.1 L ENG.</b>   |                 |                |             | <b>1988-1987</b>                        |                 |                |             |                                      |
| Pressure .....  | 91646           |                |             | <b>V-6 2.8 L ENG.</b>                   |                 |                |             |                                      |
| <b>BROUGHAM</b>   |                 |                |             | Pressure - From Pump .....              |                 |                |             |                                      |
| <b>1992-1991</b>  |                 |                |             | Pressure - To Gear .....                |                 |                |             |                                      |
| <b>V-8 5.0 L ENG.; V-8 5.7 L ENG.</b>   |                 |                |             | Return - Cooler To Pump .....           |                 |                |             |                                      |
| Pressure .....  | 71801           |                |             | Return - Gear To Cooler .....           | 91649           | *42"           |             |                                      |
| Return .....  | 80037           |                |             | <b>1986</b>                             |                 |                |             |                                      |
| <b>1990</b>   |                 |                |             | <b>4-CYL. 2.0 L ENG.</b>                |                 |                |             |                                      |
| <b>V-8 5.0 L ENG.</b>   |                 |                |             | Pressure .....                          |                 |                |             |                                      |
| Pressure .....  | 71120           |                |             | Return - Cooler To Pump .....           | 71273           | *44"           |             |                                      |
| Return .....  |                 | *11"           |             | Return - Gear To Cooler .....           | 91648           | *10"           |             |                                      |
| <b>V-8 5.7 L ENG.</b>   |                 |                |             | <b>V-6 2.8 L ENG.</b>                   |                 |                |             |                                      |
| Pressure .....  | 71551           |                |             | Pressure - From Pump .....              | 71317           |                |             |                                      |
| Return .....  | 80037           |                |             | Pressure - To Gear .....                | 71271           |                |             |                                      |
| <b>1989-1987</b>  |                 |                |             | Reservoir .....                         |                 |                |             |                                      |
| <b>V-8 5.0 L ENG.</b>   |                 |                |             | Return - Cooler To Pump .....           |                 |                |             |                                      |
| Pressure .....  | 71120           |                |             | Return - Gear To Cooler .....           | 91648           | *36"           |             |                                      |
| Return .....  |                 | *11"           |             | <b>1985</b>                             |                 |                |             |                                      |
| <b>HOSE NUMERICAL</b>   |                 |                |             | <b>4-CYL. 2.0 L ENG.</b>                |                 |                |             |                                      |
| <b>REPAIR KITS</b>  |                 |                |             | Pressure .....                          |                 |                |             |                                      |
| <b>KIT NUMERICAL</b>  |                 |                |             | Return .....                            |                 |                |             |                                      |
| <b>ILLUSTRATIONS</b>  |                 |                |             | Return .....                            |                 |                |             |                                      |

\* Cut From C.P.E. 3/8" I.D. Hose: 71350 (48"), 81352 (25').  
 † Cut From S.A.E. 11/32" I.D. Hose: 80062 (12"), 80063 (24"), 80064 (36"), 81353 (25').  
 ★ Cut From S.A.E. 3/8" I.D. Hose: 71224 (24"), 71236 (36"), 71206 (48"), 81206 (25'). May Also Use 3/8" C.P.E.  
 ❖ Cut From S.A.E. 5/8" I.D. Hose: 71351 (36").  
 □ Cut From 1/2" I.D. Suction Hose: 71296 (36"), 81354 (10').  
 ❖ Cut From 5/8" I.D. Suction Hose: 71207 (42"), 81355 (10').  
 \* Cut From 3/4" I.D. Suction Hose: 71297 (36"), 81356 (10').  
 ☆ See Page A14 For Pump or Gear Identification.

Ⓜ Two Required.  
 Ⓝ Three Required.  
 Ⓞ Four Required.  
 ≍ Cut To Fit.  
 Ⓢ Replaces Both Upper and Lower Hose.  
 ▲ 252660 Adaptor Required For Some Models.  
 ❖ See Page A6 For Installation Procedure.

# Power Steering Hose for Passenger Cars

|                                      | Application                            | Assembly Number | Multi-Use Hose | End Fitting | Application  | Assembly Number | Multi-Use Hose | End Fitting |
|--------------------------------------|--|-----------------|----------------|-------------|--|-----------------|----------------|-------------|
| <b>SYSTEM PUMP &amp; GEAR IDENT.</b> | <b>CADILLAC - Continued</b>            |                 |                |             | <b>CADILLAC - Continued</b>                              |                 |                |             |
| <b>SYSTEM &amp; COMPONENT IDENT.</b> | <b>CIMARRON - Continued</b>            |                 |                |             | <b>DEVILLE - Continued</b>                               |                 |                |             |
| <b>PASS. CARS</b>                    | <b>1985 - Continued</b>                |                 |                |             | <b>1990-1988</b>   |                 |                |             |
|                                      | <b>4-CYL. 2.0 L ENG. - Continued</b>   |                 |                |             | <b>V-8 4.5 L ENG.</b>                                    |                 |                |             |
|                                      | Return - Cooler To Pump.....           |                 |                | *44"        | Pressure .....   | 91647           |                |             |
|                                      | Return - Gear To Cooler.....           | 71320           |                |             | Return - Gear To Cooler; W/O Calif. Emission System..... | 91915           |                |             |
|                                      | Return - Pipe To Cooler.....           |                 |                | *10"        |  |                 |                |             |
|                                      | <b>V-6 2.8 L ENG.</b>                  |                 |                |             | <b>1987</b>  |                 |                |             |
|                                      | Pressure - From Pump.....              | 71317           |                |             | <b>V-8 4.1 L ENG.</b>                                    |                 |                |             |
|                                      | Pressure - To Gear.....                | 71271           |                |             | Pressure .....   | 91647           |                |             |
|                                      | Reservoir .....                        |                 | ✚              |             | Return .....   | 91915           |                |             |
|                                      | Return - Cooler To Reservoir.....      |                 |                | *36"        |  |                 |                |             |
|                                      | Return - Gear To Cooler.....           | 71320           |                |             | <b>1986</b>  |                 |                |             |
|                                      | Return - Pipe To Cooler.....           |                 |                | *10"        | <b>V-8 4.1 L ENG.</b>                                    |                 |                |             |
|                                      | <b>1984</b>                            |                 |                |             | Pressure; 1st Design; W/Idler Pulley                     |                 |                |             |
|                                      | <b>4-CYL. 2.0 L ENG.</b>               |                 |                |             | Mtd. To Bracket .....                                    |                 |                |             |
|                                      | Pressure - From Pump.....              | 71181           |                |             | Mtd. To Bracket .....                                    | 91877           |                |             |
|                                      | Pressure - To Gear.....                | 71316           |                |             | Pressure; 2nd Design; W/Idler Pulley                     |                 |                |             |
|                                      | Reservoir .....                        |                 | ✚              |             | Mtd. To Alt. Support .....                               | 91647           |                |             |
|                                      | Return - Cooler To Pump.....           |                 |                | *18"        | Return - Cooler To Pipe .....                            |                 |                | *10"        |
|                                      | Return - Pipe To Cooler.....           |                 |                | *18"        | Return - Gear To Cooler .....                            | ✚71319          |                |             |
| <b>LIGHT TRUCKS</b>                  | <b>1983</b>                            |                 |                |             | Return - Pipe To Reservoir; W/Cooler...                  |                 |                |             |
|                                      | <b>4-CYL. 2.0 L ENG.</b>               |                 |                |             | <b>1985</b>  |                 |                |             |
|                                      | Pressure - From Pump.....              | 71181           |                |             | <b>V-6 4.3 L DIESEL ENG.</b>                             |                 |                |             |
|                                      | Pressure - To Gear.....                | 71315           |                |             | Reservoir .....  |                 | ✚11"           |             |
|                                      | Reservoir .....                        |                 | ✚              |             | Return - Cooler To Pump.....                             |                 | *              |             |
|                                      | Return - Cooler To Pump.....           |                 |                | *18"        | Return - Gear To Cooler .....                            | ✚71319          |                |             |
|                                      | Return - Pipe To Cooler.....           |                 |                | *18"        | <b>V-8 4.1 L ENG.</b>                                    |                 |                |             |
| <b>MEDIUM/HEAVY TRUCKS</b>           | <b>1982</b>                            |                 |                |             | Pressure .....   |                 |                |             |
|                                      | <b>4-CYL. 1.8 L ENG.</b>               |                 |                |             | Reservoir .....  |                 |                |             |
|                                      | Pressure - From Pump.....              | 71181           |                |             | Return - Cooler To Pipe.....                             |                 | ✚              | *12"        |
|                                      | Pressure - To Gear.....                | 71315           |                |             | Return - Gear To Pipe; W/Cooler .....                    | ✚71319          |                |             |
|                                      | Reservoir .....                        |                 | ✚              |             | Return - Pipe To Reservoir; W/Cooler...                  |                 |                | *5"         |
|                                      | Return - Cooler To Pump.....           |                 |                | *18"        | <b>1984-1983</b>   |                 |                |             |
|                                      | Return - Pipe To Cooler.....           |                 |                | *18"        | <b>V-8 4.1 L ENG.</b>                                    |                 |                |             |
| <b>BUSES</b>                         | <b>DEVILLE</b>                         |                 |                |             | Pressure; W/Comm. Chassis.....                           |                 |                |             |
|                                      | <b>1995-1994</b>                       |                 |                |             | Pressure; W/Limousine Pkg.....                           |                 |                |             |
|                                      | <b>V-8 4.6 L ENG.</b>                  |                 |                |             | Pressure; W/O Comm. Chassis; W/O                         |                 |                |             |
|                                      | Pressure; W/Switch Port At Gear End... | 92009           |                |             | Limousine Pkg.....                                       | 80125           |                |             |
|                                      | Pressure; W/Switch Port At Pump End..  | 91718           |                |             | Reservoir .....  |                 | ✚              |             |
|                                      | Return - Cooler To Filter .....        |                 |                | *32"        | Return .....   |                 |                | *9"         |
|                                      | Return - Gear To Cooler .....          | 91799           |                |             | <b>V-8 5.7 L DIESEL ENG.</b>                             |                 |                |             |
|                                      | <b>V-8 4.9 L ENG.</b>                  |                 |                |             | Pressure - Hydroboost To Gear.....                       |                 |                |             |
|                                      | Pressure .....                         | 91719           |                |             | Pressure - Pump To Hydroboost.....                       | 71068           |                |             |
|                                      | Return - Cooler To Filter .....        |                 |                | *32"        | Return - Gear To Pump.....                               | 71070           |                | *18"        |
|                                      | Return - Gear To Cooler .....          | 91800           |                |             | Return - Hydroboost To Pump .....                        |                 |                | *48"        |
| <b>REPAIR KITS</b>                   | <b>1993</b>                            |                 |                |             | <b>1982</b>  |                 |                |             |
|                                      | <b>V-8 4.9 L ENG.</b>                  |                 |                |             | <b>V-6 4.1 L ENG.</b>                                    |                 |                |             |
|                                      | Pressure .....                         | 91725           |                |             | Pressure .....   | 71157           |                |             |
|                                      | Return - Cooler To Filter .....        |                 |                | *32"        | Return .....   |                 |                | *8"         |
|                                      | Return - Gear To Cooler .....          | 91800           |                |             | <b>V-8 4.1 L ENG.</b>                                    |                 |                |             |
|                                      | <b>1992-1991</b>                       |                 |                |             | Pressure; W/Comm. Chassis.....                           |                 |                |             |
|                                      | <b>V-8 4.9 L ENG.</b>                  |                 |                |             | Pressure; W/Limousine Pkg.....                           |                 |                |             |
|                                      | Pressure .....                         | 91724           |                |             | Pressure; W/O Comm. Chassis; W/O                         |                 |                |             |
|                                      | Return - Cooler To Pipe .....          |                 |                | ✚*17"       | Limousine Pkg.....                                       | 80125           |                |             |
|                                      | Return - Gear To Cooler .....          | ✚91782          |                |             | Reservoir .....  |                 | ✚              |             |
|                                      |  |                 |                |             | Return .....   |                 |                | *9"         |
|                                      |  |                 |                |             | <b>V-8 5.7 L DIESEL ENG.</b>                             |                 |                |             |
|                                      |  |                 |                |             | Pressure - Hydroboost To Gear.....                       | 71068           |                |             |
|                                      |  |                 |                |             | Pressure - Pump To Hydroboost.....                       | 71070           |                |             |
|                                      |  |                 |                |             | Return - Gear To Pump.....                               |                 |                | *18"        |
| <b>ILLUSTRATIONS</b>                 |  |                 |                |             |  |                 |                |             |

\* Cut From C.P.E. 3/8" I.D. Hose: 71350 (48"), 81352 (25).  
 † Cut From S.A.E. 11/32" I.D. Hose: 80062 (12"), 80063 (24"), 80064 (36"), 81353 (25).  
 ★ Cut From S.A.E. 3/8" I.D. Hose: 71224 (24"), 71236 (36"), 71206 (48"), 81206 (25). May Also Use 3/8" C.P.E.  
 ✚ Cut From S.A.E. 5/8" I.D. Hose: 71351 (36").  
 □ Cut From 1/2" I.D. Suction Hose: 71296 (36"), 81354 (10').  
 ✚ Cut From 5/8" I.D. Suction Hose: 71207 (42"), 81355 (10').  
 ✚ Cut From 3/4" I.D. Suction Hose: 71297 (36"), 81356 (10').  
 ☆ See Page A14 For Pump or Gear Identification.

Ⓜ Two Required.  
 Ⓝ Three Required.  
 Ⓞ Four Required.  
 ✚ Cut To Fit.  
 ✚ Replaces Both Upper and Lower Hose.  
 ▲ 252660 Adaptor Required For Some Models.  
 ✚ See Page A6 For Installation Procedure.

# Power Steering Hose for Passenger Cars

| Application                              | Assembly Number | Multi-Use Hose | End Fitting | Application                             | Assembly Number | Multi-Use Hose | End Fitting |
|--|-----------------|----------------|-------------|---|-----------------|----------------|-------------|
| <b>CADILLAC - Continued</b>              |                 |                |             | <b>CADILLAC - Continued</b>             |                 |                |             |
| <b>DEVILLE - Continued</b>               |                 |                |             | <b>DEVILLE - Continued</b>              |                 |                |             |
| <b>1982 - Continued</b>                  |                 |                |             | <b>1970-1969</b>                        |                 |                |             |
| <b>V-8 5.7 L DIESEL ENG. - Continued</b> |                 |                |             | <b>V-8 472 ENG.</b>                     |                 |                |             |
| Return - Hydroboost To Pump .....        |                 | *48"           |             | Pressure .....                          | 80110           |                | ★37"        |
| <b>1981</b>                              |                 |                |             | <b>1968</b>                             |                 |                |             |
| <b>V-6 4.1 L ENG.</b>                    |                 |                |             | <b>V-8 472 ENG.</b>                     |                 |                |             |
| Pressure .....                           | 71157           |                |             | Pressure; Eng. No. 197767 & After ..... | 80110           |                | ★37"        |
| Return .....                             |                 | *14"           |             | Return .....                            |                 |                |             |
| <b>V-8 5.7 L DIESEL ENG.</b>             |                 |                |             | <b>1967-1966</b>                        |                 |                |             |
| Pressure - Hydroboost To Gear .....      | 71068           |                |             | <b>V-8 429 ENG.</b>                     |                 |                |             |
| Pressure - Pump To Hydroboost .....      | 71070           |                |             | Pressure .....                          | 70225           |                | ★           |
| Return - Gear To Pump .....              |                 | *18"           |             | Return - Cooler To Pump .....           |                 |                | ★           |
| Return - Hydroboost To Pump .....        |                 | *48"           |             | Return - Gear To Cooler .....           |                 |                |             |
| <b>V-8 6.0 L ENG.</b>                    |                 |                |             | <b>1965</b>                             |                 |                |             |
| Pressure; W/Comm. Chassis .....          | 71073           |                |             | <b>V-8 429 ENG.</b>                     |                 |                |             |
| Pressure; W/Limousine Pkg. ....          | 80135           |                |             | Pressure .....                          | 80110           |                | ★24"        |
| Return .....                             |                 | *              |             | Return .....                            |                 |                |             |
| <b>1980</b>                              |                 |                |             | <b>ELDORADO</b>                         |                 |                |             |
| <b>V-6 4.1 L ENG.</b>                    |                 |                |             | <b>1995-1994</b>                        |                 |                |             |
| Pressure .....                           | 71042           |                |             | <b>V-8 4.6 L ENG.</b>                   |                 |                |             |
| Return .....                             |                 | *14"           |             | Pressure; W/Switch Port At Gear End...  | 92009           |                |             |
| <b>V-8 5.7 L DIESEL ENG.</b>             |                 |                |             | Pressure; W/Switch Port At Pump End..   | 91718           |                |             |
| Pressure - Hydroboost To Gear .....      | 71068           |                |             | Return - Cooler To Filter .....         |                 | *32"           |             |
| Pressure - Pump To Hydroboost .....      | 71070           |                |             | Return - Gear To Cooler .....           | 91799           |                |             |
| Return - Gear To Pump .....              |                 | *18"           |             | <b>1993</b>                             |                 |                |             |
| Return - Hydroboost To Pump .....        |                 | *48"           |             | <b>V-8 4.6 L ENG.</b>                   |                 |                |             |
| <b>V-8 6.0 L ENG.</b>                    |                 |                |             | Pressure; W/Switch Port At Gear End...  | 92009           |                |             |
| Pressure .....                           | 71073           |                |             | Pressure; W/Switch Port At Pump End..   | 91718           |                | *32"        |
| Return .....                             |                 | *20"           |             | Return - Cooler To Filter .....         |                 |                |             |
| <b>1979</b>                              |                 |                |             | Return - Gear To Cooler .....           | 91799           |                |             |
| <b>V-8 350 DIESEL ENG.</b>               |                 |                |             | <b>V-8 4.9 L ENG.</b>                   |                 |                |             |
| Return - Gear To Pump .....              | 70551           | ★36"           | 39135       | Pressure .....                          | 91719           |                | *32"        |
| Return - Hydroboost To Pump .....        |                 | ★36"           |             | Return - Cooler To Filter .....         |                 |                |             |
| <b>V-8 425 ENG.</b>                      |                 |                |             | Return - Gear To Cooler .....           | 91800           |                |             |
| Pressure .....                           | 80116           |                |             | <b>1992</b>                             |                 |                |             |
| Return .....                             | 70629           | ★19"           | 39859       | <b>V-8 4.9 L ENG.</b>                   |                 |                |             |
| <b>1978-1977</b>                         |                 |                |             | Pressure .....                          | 91720           |                |             |
| <b>V-8 425 ENG.</b>                      |                 |                |             | Return - Cooler To Pump .....           | 91791           |                |             |
| Pressure .....                           | 80116           |                |             | Return - Gear To Cooler .....           | 91792           |                |             |
| Return .....                             | 70629           | ★19"           | 39859       | <b>1991</b>                             |                 |                |             |
| <b>1976-1975</b>                         |                 |                |             | <b>V-8 4.9 L ENG.</b>                   |                 |                |             |
| <b>V-8 500 ENG.</b>                      |                 |                |             | Pressure .....                          | 91722           |                |             |
| Pressure .....                           | 91565           |                |             | Return - Cooler To Pump .....           | 91791           |                |             |
| Return .....                             |                 | ★36"           |             | Return - Gear To Cooler .....           | 91788           |                |             |
| <b>1974-1973</b>                         |                 |                |             | <b>1990</b>                             |                 |                |             |
| <b>V-8 472 ENG.</b>                      |                 |                |             | <b>V-8 4.5 L ENG.</b>                   |                 |                |             |
| Pressure .....                           | 91565           |                |             | Pressure .....                          | 91646           |                |             |
| Return .....                             |                 | ★36"           |             | Return - Cooler To Pump; W/Calif.       |                 |                |             |
| <b>1972-1971</b>                         |                 |                |             | Emission System .....                   | 91791           |                |             |
| <b>V-8 472 ENG.</b>                      |                 |                |             | Return - Cooler To Pump; W/O Calif.     |                 |                |             |
| Pressure .....                           | 91564           |                |             | Emission System .....                   | 91790           |                |             |
| Return .....                             |                 | ★36"           |             | Return - Gear To Cooler .....           | 91788           |                |             |

- SYSTEM PUMP & GEAR IDENT.
- SYSTEM & COMPONENT IDENT.
- PASS. CARS
- LIGHT TRUCKS
- MEDIUM/HEAVY TRUCKS
- BUSES
- HOSE NUMERICAL
- REPAIR KITS
- KIT NUMERICAL
- ILLUSTRATIONS

\* Cut From C.P.E. 3/8" I.D. Hose: 71350 (48"), 81352 (25").  
 † Cut From S.A.E. 11/32" I.D. Hose: 80062 (12"), 80063 (24"), 80064 (36"), 81353 (25").  
 ★ Cut From S.A.E. 3/8" I.D. Hose: 71224 (24"), 71236 (36"), 71206 (48"), 81206 (25"). May Also Use 3/8" C.P.E.  
 ♣ Cut From S.A.E. 5/8" I.D. Hose: 71351 (36").  
 □ Cut From 1/2" I.D. Suction Hose: 71296 (36"), 81354 (10').  
 ♠ Cut From 5/8" I.D. Suction Hose: 71207 (42"), 81355 (10').  
 \* Cut From 3/4" I.D. Suction Hose: 71297 (36"), 81356 (10').  
 ☆ See Page A14 For Pump or Gear Identification.

② Two Required.  
 ③ Three Required.  
 ④ Four Required.  
 < Cut To Fit.  
 \* Replaces Both Upper and Lower Hose.  
 ▲ 252660 Adaptor Required For Some Models.  
 ♣ See Page A6 For Installation Procedure.

# Power Steering Hose for Passenger Cars

|                                      | Application                         | Assembly Number | Multi-Use Hose | End Fitting | Application                         | Assembly Number | Multi-Use Hose | End Fitting |
|--------------------------------------|-------------------------------------|-----------------|----------------|-------------|-------------------------------------|-----------------|----------------|-------------|
| <b>SYSTEM PUMP &amp; GEAR IDENT.</b> | <b>CADILLAC - Continued</b>         |                 |                |             | <b>CADILLAC - Continued</b>         |                 |                |             |
| <b>SYSTEM &amp; COMPONENT IDENT.</b> | <b>ELDORADO - Continued</b>         |                 |                |             | <b>ELDORADO - Continued</b>         |                 |                |             |
| <b>PASS. CARS</b>                    | <b>1989</b>                         |                 |                |             | <b>1981 - Continued</b>             |                 |                |             |
|                                      | <b>V-8 4.5 L ENG.</b>               |                 |                |             | <b>V-8 6.0 L ENG.</b>               |                 |                |             |
|                                      | Pressure .....                      | 91646           |                |             | Pressure .....                      | 80128           |                |             |
|                                      | Return - Cooler To Pump .....       | 91790           |                |             | Return .....                        |                 | *14"           |             |
|                                      | Return - Gear To Cooler .....       | 91788           |                |             |                                     |                 |                |             |
|                                      | <b>1988</b>                         |                 |                |             | <b>1980</b>                         |                 |                |             |
|                                      | <b>V-8 4.5 L ENG.</b>               |                 |                |             | <b>V-8 5.7 L ENG.</b>               |                 |                |             |
|                                      | Pressure .....                      | 91646           |                |             | Pressure .....                      | 71086           |                |             |
|                                      | Return - Cooler To Pump .....       | 91892           |                |             | Return .....                        |                 | *18"           |             |
|                                      | Return - Gear To Cooler .....       | 91786           |                |             |                                     |                 |                |             |
|                                      | <b>1987</b>                         |                 |                |             | <b>V-8 5.7 L DIESEL ENG.</b>        |                 |                |             |
|                                      | <b>V-8 4.1 L ENG.</b>               |                 |                |             | Pressure - Hydroboost To Gear ..... |                 |                |             |
|                                      | Pressure .....                      | 91646           |                |             | Pressure - Pump To Hydroboost ..... | 71085           |                |             |
|                                      | Return - Cooler To Pump .....       | 91887           |                |             | Return - Gear To Pump .....         | 91457           |                | *18"        |
|                                      | Return - Gear To Cooler .....       | 91786           |                |             | Return - Hydroboost To Pump .....   |                 |                | *48"        |
|                                      | <b>1986</b>                         |                 |                |             | <b>V-8 6.0 L ENG.</b>               |                 |                |             |
|                                      | <b>V-8 4.1 L ENG.</b>               |                 |                |             | Pressure .....                      |                 |                |             |
|                                      | Pressure .....                      | 91646           |                |             | Return .....                        | 71075           |                | *18"        |
|                                      | Reservoir .....                     |                 | ✦              |             |                                     |                 |                |             |
|                                      | Return .....                        | 91785           |                |             |                                     |                 |                |             |
|                                      | <b>1985-1983</b>                    |                 |                |             | <b>1979</b>                         |                 |                |             |
|                                      | <b>V-8 4.1 L ENG.</b>               |                 |                |             | <b>V-8 350 ENG.</b>                 |                 |                |             |
|                                      | Pressure .....                      | 71086           |                |             | Pressure .....                      | 80115           |                |             |
|                                      | Reservoir .....                     |                 | ✦              |             | Return .....                        | ④-70551         |                | *10" 39135  |
|                                      | Return .....                        |                 |                |             |                                     |                 |                |             |
|                                      | <b>V-8 5.7 L DIESEL ENG.</b>        |                 |                |             | <b>V-8 350 DIESEL ENG.</b>          |                 |                |             |
|                                      | Pressure - Hydroboost To Gear ..... | 71085           |                |             | Return - Gear To Pump .....         | ④-70551         |                | *14" 39135  |
|                                      | Pressure - Pump To Hydroboost ..... | 71196           |                |             | Return - Hydroboost To Pump .....   |                 |                | *48"        |
|                                      | Return - Gear To Pump .....         |                 | *18"           |             |                                     |                 |                |             |
|                                      | Return - Hydroboost To Pump .....   |                 | *48"           |             |                                     |                 |                |             |
|                                      | <b>1982</b>                         |                 |                |             | <b>1978-1977</b>                    |                 |                |             |
|                                      | <b>V-6 4.1 L ENG.</b>               |                 |                |             | <b>V-8 425 ENG.</b>                 |                 |                |             |
|                                      | Pressure .....                      | 71122           |                |             | Pressure - Hydroboost To Gear ..... | 70283           |                |             |
|                                      | Return .....                        |                 | *18"           |             | Pressure - Pump To Hydroboost ..... | 91566           |                |             |
|                                      | <b>V-8 4.1 L ENG.</b>               |                 |                |             | Return - Gear To Pump .....         |                 |                |             |
|                                      | Pressure .....                      | 71086           |                |             | Return - Hydroboost To Pump .....   |                 |                | *48"        |
|                                      | Reservoir .....                     |                 | ✦              |             |                                     |                 |                | *48"        |
|                                      | Return .....                        |                 | *14"           |             |                                     |                 |                |             |
|                                      | <b>V-8 5.7 L DIESEL ENG.</b>        |                 |                |             | <b>1976</b>                         |                 |                |             |
|                                      | Pressure - Hydroboost To Gear ..... | 71085           |                |             | <b>V-8 500 ENG.</b>                 |                 |                |             |
|                                      | Pressure - Pump To Hydroboost; W/39 |                 |                |             | Pressure - Hydroboost To Gear ..... | 70283           |                |             |
|                                      | 1/4" Hose .....                     | 71196           |                |             | Pressure - Pump To Hydroboost ..... | 91566           |                |             |
|                                      | Pressure - Pump To Hydroboost; W/45 |                 |                |             | Return - Gear To Pump .....         |                 |                | *48"        |
|                                      | 3/4" Hose .....                     | 91457           |                |             | Return - Hydroboost To Pump .....   |                 |                | *48"        |
|                                      | Return - Gear To Pump .....         |                 | *18"           |             |                                     |                 |                |             |
|                                      | Return - Hydroboost To Pump .....   |                 | *48"           |             |                                     |                 |                |             |
|                                      | <b>1981</b>                         |                 |                |             | <b>1975-1970</b>                    |                 |                |             |
|                                      | <b>V-6 4.1 L ENG.</b>               |                 |                |             | <b>V-8 500 ENG.</b>                 |                 |                |             |
|                                      | Pressure .....                      | 71122           |                |             | Pressure .....                      | 70252           |                |             |
|                                      | Return .....                        |                 | *18"           | 39106       | Return .....                        |                 |                | *35"        |
|                                      | <b>V-8 5.7 L DIESEL ENG.</b>        |                 |                |             | <b>1969</b>                         |                 |                |             |
|                                      | Pressure - Hydroboost To Gear ..... | 71085           |                |             | <b>V-8 472 ENG.</b>                 |                 |                |             |
|                                      | Pressure - Pump To Hydroboost ..... | 91457           |                |             | Pressure .....                      | 70252           |                |             |
|                                      | Return - Gear To Pump .....         |                 | *18"           |             | Return .....                        |                 |                | *35"        |
|                                      | Return - Hydroboost To Pump .....   |                 | *48"           |             |                                     |                 |                |             |
|                                      | <b>1981</b>                         |                 |                |             | <b>1968</b>                         |                 |                |             |
|                                      | <b>V-6 4.1 L ENG.</b>               |                 |                |             | <b>V-8 472 ENG.</b>                 |                 |                |             |
|                                      | Pressure .....                      | 71122           |                |             | Pressure; Late .....                | 70252           |                |             |
|                                      | Return .....                        |                 | *18"           | 39106       | Return; Late .....                  |                 |                | *35"        |
|                                      | <b>V-8 5.7 L DIESEL ENG.</b>        |                 |                |             | <b>1967</b>                         |                 |                |             |
|                                      | Pressure - Hydroboost To Gear ..... | 71085           |                |             | <b>V-8 429 ENG.</b>                 |                 |                |             |
|                                      | Pressure - Pump To Hydroboost ..... | 91457           |                |             | Pressure .....                      | 70257           |                |             |
|                                      | Return - Gear To Pump .....         |                 | *18"           |             | Return .....                        |                 |                | *           |
|                                      | Return - Hydroboost To Pump .....   |                 | *48"           |             |                                     |                 |                |             |

**ILLUSTRATIONS**

\* Cut From C.P.E. 3/8" I.D. Hose: 71350 (48"), 81352 (25').  
 † Cut From S.A.E. 11/32" I.D. Hose: 80062 (12"), 80063 (24"), 80064 (36"), 81353 (25').  
 ★ Cut From S.A.E. 3/8" I.D. Hose: 71224 (24"), 71236 (36"), 71206 (48"), 81206 (25'). May Also Use 3/8" C.P.E.  
 ✦ Cut From S.A.E. 5/8" I.D. Hose: 71351 (36").  
 □ Cut From 1/2" I.D. Suction Hose: 71296 (36"), 81354 (10').  
 ✧ Cut From 5/8" I.D. Suction Hose: 71207 (42"), 81355 (10').  
 ✨ Cut From 3/4" I.D. Suction Hose: 71297 (36"), 81356 (10').  
 ☆ See Page A14 For Pump or Gear Identification.

② Two Required.  
 ③ Three Required.  
 ④ Four Required.  
 ✧ Cut To Fit.  
 ✨ Replaces Both Upper and Lower Hose.  
 ▲ 252660 Adaptor Required For Some Models.  
 ✦ See Page A6 For Installation Procedure.

# Power Steering Hose for Passenger Cars

| Application  | Assembly Number | Multi-Use Hose | End Fitting | Application  | Assembly Number | Multi-Use Hose | End Fitting |                                      |
|--|-----------------|----------------|-------------|--|-----------------|----------------|-------------|--------------------------------------|
| <b>CADILLAC - Continued</b>                              |                 |                |             | <b>CADILLAC - Continued</b>                          |                 |                |             | <b>SYSTEM PUMP &amp; GEAR IDENT.</b> |
| <b>ELDORADO - Continued</b>                              |                 |                |             | <b>FLEETWOOD - Continued</b>                         |                 |                |             |                                      |
| <b>1966-1964</b>   |                 |                |             | <b>1985 - Continued</b>                              |                 |                |             | <b>SYSTEM &amp; COMPONENT IDENT.</b> |
| <b>V-8 429 ENG.</b>                                      |                 |                |             | <b>V-8 4.1 L ENG. - Continued</b>                    |                 |                |             |                                      |
| Return .....   |                 | ★              |             | Return; W/RWD.....                                   |                 |                | *9"         |                                      |
|  |                 |                |             | Return - Cooler To Pipe; W/FWD .....                 |                 |                | *12"        |                                      |
| <b>1963</b>  |                 |                |             | Return - Gear To Cooler; W/FWD .....                 | ≅71319          |                |             |                                      |
| <b>V-8 390 ENG.</b>                                      |                 |                |             | Return - Pipe To Pump; W/Cooler; W/FWD.....          |                 |                | *5"         |                                      |
| Return .....   |                 | ★              |             | <b>V-8 5.7 L DIESEL ENG.</b>                         |                 |                |             |                                      |
| <b>FLEETWOOD</b>   |                 |                |             | Pressure - Hydroboost To Gear.....                   | 71068           |                |             |                                      |
| <b>1995-1994</b>   |                 |                |             | Pressure - Pump To Hydroboost.....                   | 71070           |                |             |                                      |
| <b>V-8 5.7 L ENG.</b>                                    |                 |                |             | Return - Gear To Pump.....                           |                 |                | *18"        |                                      |
| Pressure .....   | 91779           |                |             | Return - Hydroboost To Pump.....                     |                 |                | *48"        |                                      |
| Return .....   | 80039           |                |             | <b>1984-1983</b>                                     |                 |                |             |                                      |
| <b>1993</b>  |                 |                |             | <b>V-8 4.1 L ENG.; V-8 6.0 L ENG.</b>                |                 |                |             |                                      |
| <b>V-8 5.7 L ENG.</b>                                    |                 |                |             | Pressure; W/Comm. Chassis.....                       | 71073           |                |             |                                      |
| Pressure .....   | 71792           |                |             | Pressure; W/Limousine Pkg.....                       | 80135           |                |             |                                      |
| Return .....   | 80046           |                |             | Pressure; W/O Comm. Chassis; W/O Limousine Pkg.....  | 80125           |                |             |                                      |
| <b>1992-1991</b>   |                 |                |             | Reservoir; W/O Comm. Chassis; W/O Limousine Pkg..... |                 |                | ❖           |                                      |
| <b>V-8 4.9 L ENG.</b>                                    |                 |                |             | Return .....   |                 |                | *9"         |                                      |
| Pressure .....   | 91724           |                |             | <b>V-8 5.7 L DIESEL ENG.</b>                         |                 |                |             |                                      |
| Return - Cooler To Pipe.....                             |                 | ❖*17"          |             | Pressure - Hydroboost To Gear.....                   | 71068           |                |             |                                      |
| Return - Gear To Cooler.....                             | ❖91782          |                |             | Pressure - Pump To Hydroboost.....                   | 71070           |                |             |                                      |
| <b>1990-1989</b>   |                 |                |             | Return - Gear To Pump.....                           |                 |                | *18"        |                                      |
| <b>V-8 4.5 L ENG.</b>                                    |                 |                |             | Return - Hydroboost To Pump.....                     |                 |                | *48"        |                                      |
| Pressure .....   | 91647           |                |             | <b>1982</b>  |                 |                |             |                                      |
| Return - Gear To Cooler; W/O Calif. Emission System..... | 91915           |                |             | <b>V-6 4.1 L ENG.</b>                                |                 |                |             |                                      |
| <b>1988</b>  |                 |                |             | Pressure .....                                       | 71157           |                |             |                                      |
| <b>V-8 4.5 L ENG.</b>                                    |                 |                |             | Return .....   |                 |                | *8"         |                                      |
| Pressure .....   | 91647           |                |             | <b>V-8 4.1 L ENG.</b>                                |                 |                |             |                                      |
| Return; W/O Calif. Emission System .....                 | 91915           |                |             | Pressure; W/Comm. Chassis.....                       | 71073           |                |             |                                      |
| <b>1987</b>  |                 |                |             | Pressure; W/Limousine Pkg.....                       | 80135           |                |             |                                      |
| <b>V-8 4.1 L ENG.</b>                                    |                 |                |             | Pressure; W/O Comm. Chassis; W/O Limousine Pkg.....  | 80125           |                |             |                                      |
| Pressure .....   | 91647           |                |             | Reservoir; W/O Comm. Chassis; W/O Limousine Pkg..... |                 |                | ❖           |                                      |
| <b>1986</b>  |                 |                |             | Return .....   |                 |                | *9"         |                                      |
| <b>V-8 4.1 L ENG.</b>                                    |                 |                |             | <b>V-8 5.7 L DIESEL ENG.</b>                         |                 |                |             |                                      |
| Pressure; Early.....                                     | 91877           |                |             | Pressure - Hydroboost To Gear.....                   | 71068           |                |             |                                      |
| Pressure; Late.....                                      | 91647           |                |             | Pressure - Pump To Hydroboost.....                   | 71070           |                |             |                                      |
| Return - Cooler To Pipe .....                            |                 | *10"           |             | Return - Gear To Pump.....                           |                 |                | *18"        |                                      |
| Return - Gear To Cooler .....                            | ≅71319          |                |             | Return - Hydroboost To Pump.....                     |                 |                | *48"        |                                      |
| Return - Pipe To Reservoir; W/Cooler...                  |                 | *20"           |             | <b>V-8 6.0 L ENG.</b>                                |                 |                |             |                                      |
| <b>V-8 5.0 L ENG.</b>                                    |                 |                |             | Pressure; W/Comm. Chassis; W/Limousine Pkg.....      | 80135           |                |             |                                      |
| Pressure .....   | 71120           |                |             | Pressure; W/Comm. Chassis; W/O Limousine Pkg.....    | 71073           |                |             |                                      |
| Return .....   |                 | *11"           |             | Pressure; W/O Comm. Chassis; W/O Limousine Pkg.....  | 80125           |                |             |                                      |
| <b>1985</b>  |                 |                |             | Reservoir; W/O Comm. Chassis; W/O Limousine Pkg..... |                 |                | ❖           |                                      |
| <b>V-6 4.3 L DIESEL ENG.</b>                             |                 |                |             | Return .....   |                 |                | *9"         |                                      |
| Reservoir .....  |                 | ❖              |             | <b>1981</b>  |                 |                |             |                                      |
| Return - Cooler To Pump.....                             |                 | *              |             | <b>V-6 4.1 L ENG.</b>                                |                 |                |             |                                      |
| Return - Gear To Cooler .....                            | ≅71319          |                |             | Pressure .....                                       | 71157           |                |             |                                      |
| <b>V-8 4.1 L ENG.</b>                                    |                 |                |             | Return .....   |                 |                | *14"        |                                      |
| Pressure; W/FWD.....                                     | 91536           |                |             | <b>V-8 5.7 L DIESEL ENG.</b>                         |                 |                |             |                                      |
| Pressure; W/RWD.....                                     | 80125           |                |             | Pressure - Hydroboost To Gear.....                   | 71068           |                |             |                                      |
| Reservoir .....  |                 | ❖              |             | Pressure - Pump To Hydroboost.....                   | 71070           |                |             |                                      |

- \* Cut From C.P.E. 3/8" I.D. Hose: 71350 (48"), 81352 (25').
- † Cut From S.A.E. 11/32" I.D. Hose: 80062 (12"), 80063 (24"), 80064 (36"), 81353 (25').
- ★ Cut From S.A.E. 3/8" I.D. Hose: 71224 (24"), 71236 (36"), 71206 (48"), 81206 (25'). May Also Use 3/8" C.P.E.
- ❖ Cut From S.A.E. 5/8" I.D. Hose: 71351 (36").
- Cut From 1/2" I.D. Suction Hose: 71296 (36"), 81354 (10').
- ❖ Cut From 5/8" I.D. Suction Hose: 71207 (42"), 81355 (10').
- \* Cut From 3/4" I.D. Suction Hose: 71297 (36"), 81356 (10').
- ☆ See Page A14 For Pump or Gear Identification.

- ② Two Required.
- ③ Three Required.
- ④ Four Required.
- ≅ Cut To Fit.
- ❖ Replaces Both Upper and Lower Hose.
- ▲ 252660 Adaptor Required For Some Models.
- ❖ See Page A6 For Installation Procedure.

**ILLUSTRATIONS**



# Power Steering Hose for Passenger Cars

|                                      | Application  | Assembly Number | Multi-Use Hose | End Fitting | Application                             | Assembly Number | Multi-Use Hose | End Fitting |
|--------------------------------------|--|-----------------|----------------|-------------|---|-----------------|----------------|-------------|
| <b>SYSTEM PUMP &amp; GEAR IDENT.</b> | <b>CADILLAC - Continued</b>                            |                 |                |             | <b>CADILLAC - Continued</b>             |                 |                |             |
| <b>SYSTEM &amp; COMPONENT IDENT.</b> | <b>FLEETWOOD - Continued</b>                           |                 |                |             | <b>FLEETWOOD - Continued</b>            |                 |                |             |
|                                      | <b>1981 - Continued</b>                                |                 |                |             | <b>1970-1969</b>                        |                 |                |             |
|                                      | <b>V-8 5.7 L DIESEL ENG. - Continued</b>               |                 |                |             | <b>V-8 472 ENG.</b>                     |                 |                |             |
|                                      | Return - Gear To Pump.....                             |                 | *18"           |             | Pressure .....                          | 80110           |                |             |
|                                      | Return - Hydroboost To Pump .....                      |                 | *48"           |             | Return .....                            |                 | ★37"           |             |
|                                      | <b>V-8 6.0 L ENG.</b>                                  |                 |                |             | <b>1968</b>                             |                 |                |             |
|                                      | Pressure; Eng. VIN 6.....                              | 71073           |                |             | <b>V-8 472 ENG.</b>                     |                 |                |             |
|                                      | Pressure; Eng. VIN 9.....                              | 80135           |                |             | Pressure; Eng. No. 197767 & After ..... | 80110           |                |             |
|                                      | Return; Eng. VIN 6.....                                |                 | *16"           |             | Return .....                            |                 | ★37"           |             |
|                                      | Return; Eng. VIN 9.....                                |                 | *              |             | <b>FLEETWOOD 75</b>                     |                 |                |             |
|                                      | <b>1980</b>  |                 |                |             | <b>1967-1966</b>                        |                 |                |             |
| <b>PASS. CARS</b>                    | <b>V-6 4.1 L ENG.</b>                                  |                 |                |             | <b>1967-1966</b>                        |                 |                |             |
|                                      | Pressure .....   | 71042           |                |             | <b>V-8 429 ENG.</b>                     |                 |                |             |
|                                      | Return .....   |                 | *14"           |             | Pressure .....                          | 70225           |                |             |
|                                      | <b>V-8 5.7 L DIESEL ENG.</b>                           |                 |                |             | Return - Cooler To Pump .....           |                 |                |             |
|                                      | Pressure - Hydroboost To Gear.....                     | 71068           |                |             | Return - Gear To Cooler .....           |                 | ★              |             |
|                                      | Pressure - Pump To Hydroboost.....                     | 71070           |                |             | <b>1965</b>                             |                 |                |             |
|                                      | Return - Gear To Pump.....                             |                 | *18"           |             | <b>V-8 429 ENG.</b>                     |                 |                |             |
|                                      | Return - Hydroboost To Pump .....                      |                 | *48"           |             | Pressure .....                          | 80110           |                |             |
| <b>LIGHT TRUCKS</b>                  | <b>V-8 6.0 L ENG.</b>                                  |                 |                |             | Return .....                            |                 |                |             |
|                                      | Pressure .....   | 71073           |                |             | <b>1964</b>                             |                 |                |             |
|                                      | Return .....   |                 | *20"           |             | <b>V-8 429 ENG.</b>                     |                 |                |             |
|                                      | <b>1979</b>  |                 |                |             | Pressure .....                          |                 |                |             |
|                                      | <b>V-8 350 DIESEL ENG.</b>                             |                 |                |             | Return .....                            |                 |                |             |
|                                      | Return - Gear To Pump.....                             | ✕70551          | ★36"           | 39135       | <b>1964</b>                             |                 |                |             |
|                                      | Return - Hydroboost To Pump .....                      |                 | ★36"           |             | <b>V-8 429 ENG.</b>                     |                 |                |             |
|                                      | <b>V-8 425 ENG.</b>                                    |                 |                |             | Pressure .....                          |                 |                |             |
|                                      | Pressure .....   | 80116           |                |             | Return .....                            |                 |                |             |
|                                      | Return .....   | ✕70629          | ★19"           | 39859       | <b>1963</b>                             |                 |                |             |
| <b>MEDIUM/HEAVY TRUCKS</b>           | <b>1978-1977</b>                                       |                 |                |             | <b>V-8 390 ENG.</b>                     |                 |                |             |
|                                      | <b>V-8 425 ENG.</b>                                    |                 |                |             | Pressure .....                          |                 |                |             |
|                                      | Pressure .....   | 80116           |                |             | Return .....                            |                 |                |             |
|                                      | Return .....   | ✕70629          | ★19"           | 39859       | <b>FLEETWOOD SIXTY SPECIAL</b>          |                 |                |             |
|                                      | <b>1976</b>  |                 |                |             | <b>1967-1966</b>                        |                 |                |             |
|                                      | <b>V-8 500 ENG.</b>                                    |                 |                |             | <b>V-8 429 ENG.</b>                     |                 |                |             |
|                                      | Pressure; Conventional System.....                     | 91565           |                |             | Pressure .....                          | 70225           |                |             |
|                                      | Pressure - Pump To Hydroboost; Hydroboost System ..... | 91566           |                |             | Return - Cooler To Pump .....           |                 | ★              |             |
|                                      | Return; Conventional System.....                       |                 | ★36"           |             | Return - Gear To Cooler .....           |                 | ★              |             |
|                                      | Return - Gear To Pump; Hydroboost System.....          |                 | ★20"           |             | <b>1965</b>                             |                 |                |             |
|                                      | Return - Hydroboost To Pump; Hydroboost System .....   |                 | ★40"           |             | <b>V-8 429 ENG.</b>                     |                 |                |             |
|                                      | <b>1975</b>  |                 |                |             | Pressure .....                          |                 |                |             |
|                                      | <b>V-8 500 ENG.</b>                                    |                 |                |             | Return .....                            |                 |                |             |
|                                      | Pressure .....   | 91565           |                |             | <b>1964</b>                             |                 |                |             |
|                                      | Return .....   |                 | ★36"           |             | <b>V-8 429 ENG.</b>                     |                 |                |             |
| <b>REPAIR KITS</b>                   | <b>1974-1973</b>                                       |                 |                |             | Pressure .....                          |                 |                |             |
|                                      | <b>V-8 472 ENG.</b>                                    |                 |                |             | Return .....                            |                 |                |             |
|                                      | Pressure .....   | 91565           |                |             | <b>1963</b>                             |                 |                |             |
|                                      | Return .....   |                 | ★36"           |             | <b>V-8 390 ENG.</b>                     |                 |                |             |
|                                      | <b>1972-1971</b>                                       |                 |                |             | Pressure .....                          |                 |                |             |
|                                      | <b>V-8 472 ENG.</b>                                    |                 |                |             | Return .....                            |                 |                |             |
|                                      | Pressure .....   | 91564           |                |             | <b>SERIES 6200</b>                      |                 |                |             |
|                                      | Return .....   |                 | ★36"           |             | <b>1964</b>                             |                 |                |             |
|                                      | <b>1972-1971</b>                                       |                 |                |             | <b>V-8 429 ENG.</b>                     |                 |                |             |
|                                      | Pressure .....   | 91564           |                |             | Pressure .....                          |                 |                |             |
|                                      | Return .....   |                 | ★36"           |             | Return .....                            |                 |                |             |
|                                      | <b>1972-1971</b>                                       |                 |                |             | <b>V-8 429 ENG.</b>                     |                 |                |             |
|                                      | Pressure .....   | 91564           |                |             | Pressure .....                          |                 |                |             |
|                                      | Return .....   |                 | ★36"           |             | Return .....                            |                 |                |             |

- \* Cut From C.P.E. 3/8" I.D. Hose: 71350 (48"), 81352 (25').
- † Cut From S.A.E. 11/32" I.D. Hose: 80062 (12"), 80063 (24"), 80064 (36"), 81353 (25').
- ★ Cut From S.A.E. 3/8" I.D. Hose: 71224 (24"), 71236 (36"), 71206 (48"), 81206 (25'). May Also Use 3/8" C.P.E.
- ✕ Cut From S.A.E. 5/8" I.D. Hose: 71351 (36").
- Cut From 1/2" I.D. Suction Hose: 71296 (36"), 81354 (10').
- ♣ Cut From 5/8" I.D. Suction Hose: 71207 (42"), 81355 (10').
- ✱ Cut From 3/4" I.D. Suction Hose: 71297 (36"), 81356 (10').
- ☆ See Page A14 For Pump or Gear Identification.

- Ⓜ Two Required.
- Ⓝ Three Required.
- Ⓞ Four Required.
- Ⓟ Cut To Fit.
- Ⓠ Replaces Both Upper and Lower Hose.
- ▲ 252660 Adaptor Required For Some Models.
- ♣ See Page A6 For Installation Procedure.

# Power Steering Hose for Passenger Cars

| Application                            | Assembly Number | Multi-Use Hose | End Fitting | Application                            | Assembly Number | Multi-Use Hose | End Fitting |                                      |
|--|-----------------|----------------|-------------|--|-----------------|----------------|-------------|--------------------------------------|
| <b>CADILLAC - Continued</b>            |                 |                |             | <b>CADILLAC - Continued</b>            |                 |                |             | <b>SYSTEM PUMP &amp; GEAR IDENT.</b> |
| <b>SERIES 6200 - Continued</b>         |                 |                |             | <b>SEVILLE - Continued</b>             |                 |                |             |                                      |
| <b>1964 - Continued</b>                |                 |                |             | <b>1987</b>                            |                 |                |             | <b>SYSTEM &amp; COMPONENT IDENT.</b> |
| <b>V-8 429 ENG. - Continued</b>        |                 |                |             | <b>V-8 4.1 L ENG.</b>                  |                 |                |             |                                      |
| Return .....                           |                 | ★24"           |             | Pressure .....                         | 91646           |                |             |                                      |
|  |                 |                |             | Return - Cooler To Pump .....          | 91887           |                |             |                                      |
| <b>1963</b>                            |                 |                |             | Return - Gear To Cooler .....          | 91786           |                |             |                                      |
| <b>V-8 390 ENG.</b>                    |                 |                |             | <b>1986</b>                            |                 |                |             |                                      |
| Pressure .....                         | 71308           |                |             | <b>V-8 4.1 L ENG.</b>                  |                 |                |             |                                      |
| Return .....                           |                 | ★24"           |             | Pressure .....                         | 91646           |                |             |                                      |
| <b>SEVILLE</b>                         |                 |                |             | Reservoir .....                        |                 | ❖              |             |                                      |
| <b>1995-1994</b>                       |                 |                |             | Return .....                           | 91785           |                |             |                                      |
| <b>V-8 4.6 L ENG.</b>                  |                 |                |             | <b>1985-1983</b>                       |                 |                |             |                                      |
| Pressure; W/Switch Port At Gear End... | 92009           |                |             | <b>V-8 4.1 L ENG.</b>                  |                 |                |             |                                      |
| Pressure; W/Switch Port At Pump End..  | 91718           |                |             | Pressure .....                         | 71086           |                |             |                                      |
| Return - Cooler To Filter .....        |                 | *32"           |             | Reservoir .....                        |                 | ❖              |             |                                      |
| Return - Gear To Cooler .....          | 91799           |                |             | Return .....                           |                 | *14"           |             |                                      |
| <b>1993</b>                            |                 |                |             | <b>V-8 5.7 L DIESEL ENG.</b>           |                 |                |             |                                      |
| <b>V-8 4.6 L ENG.</b>                  |                 |                |             | Pressure - Hydroboost To Gear .....    | 71085           |                |             |                                      |
| Pressure; W/Switch Port At Gear End... | 92009           |                |             | Pressure - Pump To Hydroboost .....    | 71196           |                |             |                                      |
| Pressure; W/Switch Port At Pump End..  | 91718           |                |             | Return - Gear To Pump .....            |                 | *18"           |             |                                      |
| Return - Cooler To Filter .....        |                 | *32"           |             | Return - Hydroboost To Pump .....      |                 | *48"           |             |                                      |
| Return - Gear To Cooler .....          | 91799           |                |             | <b>1982</b>                            |                 |                |             |                                      |
| <b>V-8 4.9 L ENG.</b>                  |                 |                |             | <b>V-6 4.1 L ENG.</b>                  |                 |                |             |                                      |
| Pressure .....                         | 91719           |                |             | Pressure .....                         | 71043           |                |             |                                      |
| Return - Cooler To Filter .....        |                 | *32"           |             | Return .....                           |                 | *18"           |             |                                      |
| Return - Gear To Cooler .....          | 91800           |                |             | <b>V-8 4.1 L ENG.</b>                  |                 |                |             |                                      |
| <b>1992</b>                            |                 |                |             | Pressure .....                         | 71086           |                |             |                                      |
| <b>V-8 4.9 L ENG.</b>                  |                 |                |             | Reservoir .....                        |                 | ❖              |             |                                      |
| Pressure .....                         | 91720           |                |             | Return .....                           |                 | *14"           |             |                                      |
| Return - Cooler To Pump .....          | 91791           |                |             | <b>V-8 5.7 L DIESEL ENG.</b>           |                 |                |             |                                      |
| Return - Gear To Cooler .....          | 91792           |                |             | Pressure - Hydroboost To Gear .....    | 71085           |                |             |                                      |
| <b>1991</b>                            |                 |                |             | Pressure - Pump To Hydroboost; Early.. | 91457           |                |             |                                      |
| <b>V-8 4.9 L ENG.</b>                  |                 |                |             | Pressure - Pump To Hydroboost; Late .. | 71196           |                |             |                                      |
| Pressure .....                         | 91722           |                |             | Return - Gear To Pump .....            |                 | *18"           |             |                                      |
| Return - Cooler To Pump .....          | 91791           |                |             | Return - Hydroboost To Pump .....      |                 | *48"           |             |                                      |
| Return - Gear To Cooler .....          | 91788           |                |             | <b>1981</b>                            |                 |                |             |                                      |
| <b>1990</b>                            |                 |                |             | <b>V-6 4.1 L ENG.</b>                  |                 |                |             |                                      |
| <b>V-8 4.5 L ENG.</b>                  |                 |                |             | Pressure .....                         | 71122           |                |             |                                      |
| Pressure .....                         | 91646           |                |             | Return .....                           |                 | *18"           | 39106       |                                      |
| Return - Cooler To Pump; W/Calif.      |                 |                |             | <b>V-8 5.7 L DIESEL ENG.</b>           |                 |                |             |                                      |
| Emission System .....                  | 91791           |                |             | Pressure - Hydroboost To Gear .....    | 71085           |                |             |                                      |
| Return - Cooler To Pump; W/O Calif.    |                 |                |             | Pressure - Pump To Hydroboost .....    | 91457           |                |             |                                      |
| Emission System .....                  | 91790           |                |             | Return - Gear To Pump .....            |                 | *18"           |             |                                      |
| Return - Gear To Cooler .....          | 91788           |                |             | Return - Hydroboost To Pump .....      |                 | *48"           |             |                                      |
| <b>1989</b>                            |                 |                |             | <b>V-8 6.0 L ENG.</b>                  |                 |                |             |                                      |
| <b>V-8 4.5 L ENG.</b>                  |                 |                |             | Pressure .....                         | 80128           |                |             |                                      |
| Pressure .....                         | 91646           |                |             | Return .....                           |                 | *14"           |             |                                      |
| Return - Cooler To Pump .....          | 91790           |                |             | <b>1980</b>                            |                 |                |             |                                      |
| Return - Gear To Cooler .....          | 91788           |                |             | <b>V-8 5.7 L ENG.</b>                  |                 |                |             |                                      |
| <b>1988</b>                            |                 |                |             | Pressure .....                         | 71086           |                |             |                                      |
| <b>V-8 4.5 L ENG.</b>                  |                 |                |             | Return .....                           |                 | *18"           |             |                                      |
| Pressure .....                         | 91646           |                |             | <b>V-8 5.7 L DIESEL ENG.</b>           |                 |                |             |                                      |
| Return - Cooler To Pump .....          | 91892           |                |             | Pressure - Hydroboost To Gear .....    | 71085           |                |             |                                      |
| Return - Gear To Cooler .....          | 91786           |                |             | Pressure - Pump To Hydroboost .....    | 91457           |                |             |                                      |
|  |                 |                |             | Return - Gear To Pump .....            |                 | *18"           |             |                                      |
|  |                 |                |             | Return - Hydroboost To Pump .....      |                 | *48"           |             |                                      |

- \* Cut From C.P.E. 3/8" I.D. Hose: 71350 (48"), 81352 (25').
- † Cut From S.A.E. 11/32" I.D. Hose: 80062 (12"), 80063 (24"), 80064 (36"), 81353 (25').
- ★ Cut From S.A.E. 3/8" I.D. Hose: 71224 (24"), 71236 (36"), 71206 (48"), 81206 (25'). May Also Use 3/8" C.P.E.
- ❖ Cut From S.A.E. 5/8" I.D. Hose: 71351 (36').
- Cut From 1/2" I.D. Suction Hose: 71296 (36"), 81354 (10').
- ❖ Cut From 5/8" I.D. Suction Hose: 71207 (42"), 81355 (10').
- \* Cut From 3/4" I.D. Suction Hose: 71297 (36"), 81356 (10').
- ☆ See Page A14 For Pump or Gear Identification.

- Ⓜ Two Required.
- Ⓝ Three Required.
- Ⓞ Four Required.
- ≠ Cut To Fit.
- ⊕ Replaces Both Upper and Lower Hose.
- ▲ 252660 Adaptor Required For Some Models.
- ❖ See Page A6 For Installation Procedure.

**ILLUSTRATIONS**



# Power Steering Hose for Passenger Cars

| Application   | Assembly Number | Multi-Use Hose | End Fitting | Application   | Assembly Number | Multi-Use Hose | End Fitting |
|---|-----------------|----------------|-------------|---|-----------------|----------------|-------------|
| <b>CHEVROLET - Continued</b>  |                 |                |             | <b>CHEVROLET - Continued</b>  |                 |                |             |
| <b>BEAUMONT - Continued</b>   |                 |                |             | <b>BEL AIR - Continued</b>  |                 |                |             |
| <b>1968 - Continued</b>   |                 |                |             | <b>1980</b>   |                 |                |             |
| <b>V-8 307 (CANADA) ENG.</b>  |                 |                |             | <b>V-6 3.8 L ENG. (CANADA)</b>  |                 |                |             |
| Pressure .....  | 70213           |                |             | Pressure .....  | 80136           |                |             |
| Return .....  |                 | ★24"           |             | Return .....  |                 | *18"           | 39106       |
| <b>V-8 350 (CANADA) ENG.</b>  |                 |                |             | <b>V-8 4.4 L ENG. (CANADA); V-8 5.0 L ENG. (CANADA)</b>   |                 |                |             |
| Pressure .....  | 70230           |                |             | Pressure .....  | 71074           |                |             |
| Return .....  | ≠70551          | ★32"           | 39135       | Return .....  |                 | *20"           | 39106       |
| <b>V-8 396 (CANADA) ENG.</b>  |                 |                |             | <b>V-8 5.7 L DIESEL ENG. (CANADA)</b>   |                 |                |             |
| Pressure .....  | 80112           |                |             | Pressure - Hydroboost To Gear; OE<br>design change from a pressure pipe<br>to a pressure hose. Use hose listed<br>as replacement part ..... | 71068           |                |             |
| Return .....  |                 | ★25"           |             | Pressure - Pump To Hydroboost.....  | 71089           |                |             |
| <b>1967</b>   |                 |                |             | Return - Gear To Pump.....  |                 |                |             |
| <b>6-CYL. 230 (CANADA) ENG.; 6-CYL. 250 (CANADA) ENG.</b>   |                 |                |             | Return - Hydroboost To Pump.....  |                 |                |             |
| Return .....  |                 | ★              |             |   |                 | *18"           | 39106       |
| <b>V-8 283 (CANADA) ENG.; V-8 327 (CANADA) ENG.; V-8 396 (CANADA) ENG.</b>  |                 |                |             | <b>1979</b>   |                 |                |             |
| Pressure .....  | 70213           |                |             | <b>6-CYL. 250 (CANADA) ENG.</b>   |                 |                |             |
| Return .....  |                 | ★24"           |             | Pressure; W/A.P.....  | 80133           |                |             |
| <b>1966</b>   |                 |                |             | Pressure; W/O A.P.....  |                 |                |             |
| <b>6-CYL. 194 (CANADA) ENG.; 6-CYL. 230 (CANADA) ENG.</b>   |                 |                |             | Return; W/A.P.....  |                 |                |             |
| Return .....  |                 | ★24"           |             | Return; W/O A.P.....  | ≠70518          | ★              |             |
| <b>V-8 283 (CANADA) ENG.; V-8 327 (CANADA) ENG.</b>   |                 |                |             | Return; W/O A.P.....  |                 |                |             |
| Pressure .....  | 70213           |                |             |   | ≠70177          | *18"           | 39859       |
| Return .....  |                 | ★25"           |             | <b>V-8 305 (CANADA) ENG.; V-8 350 (CANADA) ENG.</b>   |                 |                |             |
| <b>V-8 396 (CANADA) ENG.; V-8 427 (CANADA) ENG.</b>   |                 |                |             | Pressure .....  |                 |                |             |
| Pressure .....  | ≠71307          |                |             | Return .....  | 70260           |                |             |
| Return .....  |                 | ★25"           |             | Return .....  | ≠70518          | ★20"           | 39135       |
| <b>1965</b>   |                 |                |             | <b>1978</b>   |                 |                |             |
| <b>6-CYL. 194 (CANADA) ENG.; 6-CYL. 230 (CANADA) ENG.;</b>  |                 |                |             | <b>6-CYL. 250 (CANADA) ENG.</b>   |                 |                |             |
| <b>V-8 283 (CANADA) ENG.; V-8 327 (CANADA) ENG.</b>   |                 |                |             | Pressure; W/A.P.....  |                 |                |             |
| Return .....  | ≠70551          | ★32"           | 39135       | Pressure; W/O A.P.....  | 80133           |                |             |
| <b>1964</b>   |                 |                |             | Return; W/A.P.....  |                 |                |             |
| <b>6-CYL. 194 (CANADA) ENG.; 6-CYL. 230 (CANADA) ENG.;</b>  |                 |                |             | Return; W/O A.P.....  |                 |                |             |
| <b>V-8 283 (CANADA) ENG.; V-8 327 (CANADA) ENG.</b>   |                 |                |             | V-8 305 (CANADA) ENG.   |                 |                |             |
| Return .....  |                 | ★              |             | Pressure .....  | 70277           |                |             |
| <b>BEL AIR</b>  |                 |                |             | Return .....  |                 |                |             |
| <b>1981</b>   |                 |                |             | V-8 350 (CANADA) ENG.   |                 |                |             |
| <b>V-6 3.8 L ENG. (CANADA)</b>  |                 |                |             | Pressure .....  |                 |                |             |
| Pressure .....  | 80136           |                |             | Return .....  | 70260           |                |             |
| Return .....  |                 | *12"           | 39106       | Return .....  | ≠70518          | ★20"           | 39135       |
| <b>V-8 4.4 L ENG. (CANADA); V-8 5.0 L ENG. (CANADA)</b>   |                 |                |             | <b>1977</b>   |                 |                |             |
| Pressure .....  | 71074           |                |             | <b>6-CYL. 250 (CANADA) ENG.</b>   |                 |                |             |
| Return .....  |                 | *24"           | 39106       | Pressure; W/A.P.....  | 80133           |                |             |
| <b>V-8 5.7 L DIESEL ENG. (CANADA)</b>   |                 |                |             | Pressure; W/O A.P.....  |                 |                |             |
| Pressure - Hydroboost To Gear; OE<br>design change from a pressure pipe<br>to a pressure hose. Use hose listed<br>as replacement part ..... | 71068           |                |             | Return .....  | ≠70518          | *16"           | 39859       |
| Pressure - Pump To Hydroboost.....  | 71199           |                |             | <b>V-8 305 (CANADA) ENG.; V-8 350 (CANADA) ENG.</b>   |                 |                |             |
| Return - Gear To Pump.....  |                 | *18"           | 39106       | Pressure .....  | 80116           |                |             |
| Return - Hydroboost To Pump.....  |                 | *48"           |             | Return .....  | ≠70518          | ★20"           | 39135       |
| <b>1975-1974</b>  |                 |                |             | <b>1976</b>   |                 |                |             |
| <b>V-8 350 ENG.; V-8 400 ENG.</b>   |                 |                |             | <b>V-8 350 (CANADA) ENG.; V-8 400 (CANADA) ENG.</b>   |                 |                |             |
| Pressure .....  | 70263           |                |             | Pressure .....  | 70263           |                |             |
| Return .....  | ≠70518          | ★20"           | 39135       | Return .....  | ≠70518          | ★20"           | 39135       |
| <b>1976</b>   |                 |                |             | <b>V-8 454 (CANADA) ENG.</b>  |                 |                |             |
| <b>V-8 350 (CANADA) ENG.; V-8 400 (CANADA) ENG.</b>   |                 |                |             | Pressure .....  |                 |                |             |
| Pressure .....  | 70269           |                |             | Return .....  | ≠70551          | ★24"           | 39135       |
| Return .....  | ≠70551          | ★24"           | 39135       | <b>1975-1974</b>  |                 |                |             |
| <b>1975-1974</b>  |                 |                |             | <b>V-8 350 ENG.; V-8 400 ENG.</b>   |                 |                |             |
| <b>V-8 350 ENG.; V-8 400 ENG.</b>   |                 |                |             | Pressure .....  |                 |                |             |
| Pressure .....  | 70263           |                |             | Return .....  | ≠70518          | ★20"           | 39135       |
| Return .....  | ≠70518          | ★20"           | 39135       |   |                 |                |             |

\* Cut From C.P.E. 3/8" I.D. Hose: 71350 (48"), 81352 (25").  
 † Cut From S.A.E. 11/32" I.D. Hose: 80062 (12"), 80063 (24"), 80064 (36"), 81353 (25").  
 ★ Cut From S.A.E. 3/8" I.D. Hose: 71224 (24"), 71236 (36"), 71206 (48"), 81206 (25"). May Also Use 3/8" C.P.E.  
 ♣ Cut From S.A.E. 5/8" I.D. Hose: 71351 (36").  
 □ Cut From 1/2" I.D. Suction Hose: 71296 (36"), 81354 (10').  
 ⚡ Cut From 5/8" I.D. Suction Hose: 71207 (42"), 81355 (10').  
 ✱ Cut From 3/4" I.D. Suction Hose: 71297 (36"), 81356 (10').  
 ☆ See Page A14 For Pump or Gear Identification.

② Two Required.  
 ③ Three Required.  
 ④ Four Required.  
 ≠ Cut To Fit.  
 ⚡ Replaces Both Upper and Lower Hose.  
 ▲ 252660 Adaptor Required For Some Models.  
 ♣ See Page A6 For Installation Procedure.

**SYSTEM PUMP & GEAR IDENT.**

**SYSTEM & COMPONENT IDENT.**

**PASS. CARS**

**LIGHT TRUCKS**

**MEDIUM/HEAVY TRUCKS**

**BUSES**

**HOSE NUMERICAL**

**REPAIR KITS**

**KIT NUMERICAL**

**ILLUSTRATIONS**

# Power Steering Hose for Passenger Cars

|                                      | Application                                     | Assembly Number | Multi-Use Hose | End Fitting | Application   | Assembly Number | Multi-Use Hose | End Fitting |
|--------------------------------------|---|-----------------|----------------|-------------|---|-----------------|----------------|-------------|
| <b>SYSTEM PUMP &amp; GEAR IDENT.</b> | <b>CHEVROLET - Continued</b>                    |                 |                |             | <b>CHEVROLET - Continued</b>                                  |                 |                |             |
|                                      | <b>BEL AIR - Continued</b>                      |                 |                |             | <b>BEL AIR - Continued</b>                                    |                 |                |             |
|                                      | <b>1975-1974 - Continued</b>                    |                 |                |             | <b>1969 - Continued</b>                                       |                 |                |             |
|                                      | <b>V-8 454 ENG.</b>                             |                 |                |             | <b>V-8 327 ENG.; V-8 350 ENG.; V-8 396 ENG.; V-8 427 ENG.</b> |                 |                |             |
|                                      | Pressure .....                                  | 70269           |                |             | Pressure .....  | 71057           |                |             |
| <b>SYSTEM &amp; COMPONENT IDENT.</b> | Return .....                                    | ≠70551          | ★24"           | 39135       | Return .....  | ≠70518          | ★33"           | 39859       |
|                                      | <b>1973</b>                                     |                 |                |             | <b>1968</b>   |                 |                |             |
|                                      | <b>6-CYL. 250 ENG.</b>                          |                 |                |             | <b>6-CYL. 250 ENG.</b>  |                 |                |             |
|                                      | Pressure .....                                  | ▲71058          |                |             | Pressure .....  | 70230           |                |             |
|                                      | Return .....                                    |                 | ★22"           |             | Return .....  | ≠70518          | ★24"           | 39859       |
|                                      | <b>V-8 350 ENG.; V-8 400 ENG.</b>               |                 |                |             | <b>V-8 307 ENG.; V-8 327 ENG.</b>                             |                 |                |             |
|                                      | Pressure .....                                  | 70263           |                |             | Pressure .....  | 70216           |                |             |
| <b>PASS. CARS</b>                    | Return .....                                    | ≠70518          | ★20"           | 39135       | Return .....  |                 | ★33"           |             |
|                                      | <b>V-8 454 ENG.</b>                             |                 |                |             | <b>V-8 396 ENG.; V-8 427 ENG.</b>                             |                 |                |             |
|                                      | Pressure .....                                  | 70269           |                |             | Return .....  |                 | ★33"           |             |
|                                      | Return .....                                    | ≠70551          | ★24"           | 39135       |   |                 |                |             |
|                                      | <b>1972</b>                                     |                 |                |             | <b>1967-1966</b>  |                 |                |             |
|                                      | <b>6-CYL. 250 ENG.</b>                          |                 |                |             | <b>6-CYL. 250 ENG.</b>  |                 |                |             |
|                                      | Pressure .....                                  | ▲71058          |                |             | Pressure .....  | 70230           |                |             |
| <b>LIGHT TRUCKS</b>                  | Return .....                                    | ≠70551          | ★22"           | 39135       | Return .....  | ≠70518          | ★24"           | 39859       |
|                                      | <b>V-8 350 ENG.; V-8 400 ENG.</b>               |                 |                |             | <b>V-8 283 ENG.; V-8 327 ENG.</b>                             |                 |                |             |
|                                      | Pressure .....                                  | 70263           |                |             | Pressure .....  | 70216           |                |             |
|                                      | Return .....                                    |                 | ★22"           |             | Return .....  |                 | ★33"           |             |
|                                      | <b>V-8 402 ENG.</b>                             |                 |                |             | <b>V-8 396 ENG.; V-8 427 ENG.</b>                             |                 |                |             |
|                                      | Pressure; W/4-Bbl. Carb. ....                   | 70255           |                |             | Return .....  |                 | ★33"           |             |
|                                      | Pressure; W/O 4-Bbl. Carb. ....                 | 70263           |                |             |   |                 |                |             |
| <b>MEDIUM/HEAVY TRUCKS</b>           | Return .....                                    |                 | ★22"           |             |   |                 |                |             |
|                                      | <b>V-8 454 ENG.</b>                             |                 |                |             | <b>1965</b>   |                 |                |             |
|                                      | Pressure .....                                  | 70255           |                |             | <b>6-CYL. 230 ENG.; 6-CYL. 250 ENG.</b>                       |                 |                |             |
|                                      | Return .....                                    |                 | ★22"           |             | Pressure .....  | 70230           |                |             |
|                                      | <b>1971</b>                                     |                 |                |             | Return .....  | ≠70518          | ★24"           | 39859       |
|                                      | <b>6-CYL. 250 ENG.</b>                          |                 |                |             | <b>V-8 283 ENG.; V-8 327 ENG.</b>                             |                 |                |             |
|                                      | Pressure .....                                  | ▲71058          |                |             | Pressure .....  | 70216           |                |             |
| <b>BUSES</b>                         | Return .....                                    |                 | ★22"           |             | Return .....  |                 | ★33"           |             |
|                                      | <b>V-8 350 ENG.; V-8 402 ENG.</b>               |                 |                |             | <b>V-8 396 ENG.</b>   |                 |                |             |
|                                      | Pressure .....                                  | 70260           |                |             | Return .....  |                 | ★33"           |             |
|                                      | Return .....                                    |                 | ★28"           |             | <b>V-8 409 ENG.</b>   |                 |                |             |
|                                      | <b>V-8 400 ENG.</b>                             |                 |                |             | Return .....  |                 |                |             |
|                                      | Pressure; W/4-Bbl. Carb. ....                   | 70255           |                |             | ★   |                 |                |             |
|                                      | Pressure; W/O 4-Bbl. Carb. ....                 | 70260           |                |             |   |                 |                |             |
| <b>HOSE NUMERICAL</b>                | Return .....                                    |                 | ★28"           |             | <b>1964-1963</b>  |                 |                |             |
|                                      | <b>V-8 454 ENG.</b>                             |                 |                |             | <b>6-CYL. 230 ENG.; V-8 283 ENG.; V-8 327 ENG.; V-8 409</b>   |                 |                |             |
|                                      | Pressure .....                                  | 70255           |                |             | <b>ENG.</b>   |                 |                |             |
|                                      | Return .....                                    |                 | ★28"           |             | Cyl. ....   | ②70146          |                |             |
|                                      | <b>1970</b>                                     |                 |                |             | Pressure .....  | 70183           |                |             |
|                                      | <b>6-CYL. 250 ENG.</b>                          |                 |                |             | Return .....  |                 | ★56"           |             |
|                                      | Pressure .....                                  | 70257           |                |             | <b>1962</b>   |                 |                |             |
|                                      | Return .....                                    | ≠70551          | ★22"           |             | <b>6-CYL. 235 ENG.; V-8 283 ENG.; V-8 327 ENG.; V-8 409</b>   |                 |                |             |
|                                      | <b>V-8 350 ENG.; V-8 400 ENG.; V-8 454 ENG.</b> |                 |                |             | <b>ENG.</b>   |                 |                |             |
|                                      | Pressure .....                                  | ▲71057          |                |             | Cyl. ....   | ②70146          |                |             |
|                                      | Return .....                                    | ≠70518          | ★32"           | 39859       | Pressure .....  | 70183           |                |             |
|                                      | <b>1969</b>                                     |                 |                |             | Return .....  |                 | ★56"           |             |
|                                      | <b>6-CYL. 250 ENG.</b>                          |                 |                |             | <b>1961-1960</b>  |                 |                |             |
|                                      | Pressure .....                                  | 70230           |                |             | <b>6-CYL. 235 ENG.; V-8 283 ENG.; V-8 348 ENG.</b>            |                 |                |             |
|                                      | Return .....                                    | ≠70518          | ★24"           | 39859       | Cyl. ....   | ②70146          |                |             |
|                                      |   |                 |                |             | Pressure .....  | 70183           |                |             |
|                                      |   |                 |                |             | Return .....  |                 | ★56"           |             |

**ILLUSTRATIONS**

\* Cut From C.P.E. 3/8" I.D. Hose: 71350 (48"), 81352 (25').  
 † Cut From S.A.E. 11/32" I.D. Hose: 80062 (12"), 80063 (24"), 80064 (36"), 81353 (25').  
 ★ Cut From S.A.E. 3/8" I.D. Hose: 71224 (24"), 71236 (36"), 71206 (48"), 81206 (25'). May Also Use 3/8" C.P.E.  
 ♣ Cut From S.A.E. 5/8" I.D. Hose: 71351 (36").  
 □ Cut From 1/2" I.D. Suction Hose: 71296 (36"), 81354 (10').  
 ✦ Cut From 5/8" I.D. Suction Hose: 71207 (42"), 81355 (10').  
 ✧ Cut From 3/4" I.D. Suction Hose: 71297 (36"), 81356 (10').  
 ☆ See Page A14 For Pump or Gear Identification.

② Two Required.  
 ③ Three Required.  
 ④ Four Required.  
 ≠ Cut To Fit.  
 ♁ Replaces Both Upper and Lower Hose.  
 ▲ 252660 Adaptor Required For Some Models.  
 ♣ See Page A6 For Installation Procedure.



# Power Steering Hose for Passenger Cars

| Application  | Assembly Number | Multi-Use Hose | End Fitting | Application                          | Assembly Number | Multi-Use Hose | End Fitting |
|--|-----------------|----------------|-------------|--------------------------------------|-----------------|----------------|-------------|
| <b>CHEVROLET - Continued</b>                       |                 |                |             | <b>CHEVROLET - Continued</b>         |                 |                |             |
| <b>BEL AIR - Continued</b>                         |                 |                |             | <b>BERETTA - Continued</b>           |                 |                |             |
| <b>1959-1958</b>                                   |                 |                |             | <b>1992 - Continued</b>              |                 |                |             |
| <b>6-CYL. 235 ENG.; V-8 283 ENG.; V-8 348 ENG.</b> |                 |                |             | <b>V-6 3.1 L ENG. - Continued</b>    |                 |                |             |
| Cyl.....   | 270146          |                |             | Return - Cooler Tube; W/Cooler ..... | 91938           |                |             |
| Return .....                                       |                 | ★48"           |             | Return - Gear To Cooler .....        | 91649           |                |             |
| <b>BERETTA</b>                                     |                 |                |             | <b>1991-1990</b>                     |                 |                |             |
| <b>1995</b>  |                 |                |             | <b>4-CYL. 2.2 L ENG.</b>             |                 |                |             |
| <b>4-CYL. 2.2 L ENG.</b>                           |                 |                |             | Pressure .....                       |                 |                |             |
| Pressure .....                                     | 71411           |                |             | Return - Cooler To Pump .....        |                 | *24"           |             |
| Return - Cooler To Pump .....                      |                 | *24"           |             | Return - Cooler Tube; W/Cooler ..... | 91938           |                |             |
| Return - Gear To Cooler .....                      | ✗70442          |                |             | Return - Gear To Cooler .....        | 91649           |                |             |
| <b>V-6 3.1 L ENG.</b>                              |                 |                |             | <b>4-CYL. 2.3 L ENG.</b>             |                 |                |             |
| Pressure - From Pump; W/Alt. Cool.                 |                 |                |             | Pressure .....                       |                 |                |             |
| Duct (KC2) .....                                   | 91957           |                |             | Return .....                         | 71794           |                |             |
| Pressure - From Pump; W/O Alt. Cool.               |                 |                |             | Return .....                         | 80176           |                |             |
| Duct .....   | 80224           |                |             | <b>V-6 3.1 L ENG.</b>                |                 |                |             |
| Pressure - To Gear .....                           | 71780           |                |             | Pressure - From Pump .....           |                 |                |             |
| Return - From Gear .....                           | ✗70442          |                |             | Pressure - To Gear .....             |                 |                |             |
| Return - To Pump; W/Alt. Cool. Duct                |                 |                |             | Return - Cooler To Pump .....        |                 |                |             |
| (KC2) .....  | 80043           |                |             | Return - Cooler Tube; W/Cooler ..... |                 |                |             |
| Return - To Pump; W/O Alt. Cool. Duct              |                 | *36"           |             | Return - Gear To Cooler .....        |                 |                |             |
| <b>1994</b>  |                 |                |             | <b>1989</b>                          |                 |                |             |
| <b>4-CYL. 2.2 L ENG.</b>                           |                 |                |             | <b>4-CYL. 2.0 L ENG.</b>             |                 |                |             |
| Pressure .....                                     | 71411           |                |             | Pressure .....                       | 71412           |                |             |
| Return - Cooler To Pump .....                      |                 | *24"           |             | Return - Cooler To Pump .....        |                 | *26"           |             |
| Return - Gear To Cooler .....                      | ✗70442          |                |             | Return - Cooler Tube; W/Cooler ..... | 91938           |                |             |
| <b>4-CYL. 2.3 L ENG.</b>                           |                 |                |             | Return - Gear To Cooler .....        |                 |                |             |
| Pressure .....                                     | 80040           |                |             | <b>V-6 2.8 L ENG.</b>                |                 |                |             |
| Return .....                                       | 71413           |                |             | Pressure - From Pump .....           |                 |                |             |
| <b>V-6 3.1 L ENG.</b>                              |                 |                |             | Pressure - To Gear .....             |                 |                |             |
| Pressure - From Pump .....                         |                 |                |             | Return - Cooler To Pump .....        |                 |                |             |
| Pressure - To Gear .....                           |                 |                |             | Return - Cooler Tube; W/Cooler ..... |                 |                |             |
| Return - From Gear .....                           |                 |                |             | Return - Gear To Cooler .....        |                 |                |             |
| Return - To Pump .....                             |                 |                |             | 91938                                |                 |                |             |
|  |                 |                |             | 91649                                |                 |                |             |
|  |                 |                |             | *42"                                 |                 |                |             |
| <b>1993</b>  |                 |                |             | <b>1988</b>                          |                 |                |             |
| <b>4-CYL. 2.2 L ENG.</b>                           |                 |                |             | <b>4-CYL. 2.0 L ENG.</b>             |                 |                |             |
| Pressure .....                                     | 71411           |                |             | Pressure; VIN 500000 & Before .....  | 80221           |                |             |
| Return .....                                       | 70442           |                |             | Pressure; VIN 500001 & After .....   | 71412           |                |             |
| <b>4-CYL. 2.3 L ENG.</b>                           |                 |                |             | Return - Cooler To Pump .....        |                 |                |             |
| Pressure .....                                     | 71793           |                |             | Return - Cooler Tube; W/Cooler ..... | 91938           |                |             |
| Return .....                                       | 71413           |                |             | Return - Gear To Cooler .....        | 91649           |                |             |
| <b>V-6 3.1 L ENG.</b>                              |                 |                |             | <b>V-6 2.8 L ENG.</b>                |                 |                |             |
| Pressure - From Pump .....                         |                 |                |             | Pressure - From Pump; VIN 500000 &   |                 |                |             |
| Pressure - To Gear .....                           |                 |                |             | Before .....                         |                 |                |             |
| Return - From Gear .....                           |                 |                |             | Pressure - From Pump; VIN 500001 &   |                 |                |             |
| Return - To Pump .....                             |                 |                |             | After .....                          |                 |                |             |
|  |                 |                |             | Pressure - To Gear; VIN 500000 & Be- |                 |                |             |
|  |                 |                |             | fore .....                           |                 |                |             |
|  |                 |                |             | Pressure - To Gear; VIN 500001 & Af- |                 |                |             |
|  |                 |                |             | ter .....                            |                 |                |             |
|  |                 |                |             | Return - Cooler To Pump .....        |                 |                |             |
|  |                 |                |             | Return - Cooler Tube; W/Cooler ..... |                 |                |             |
|  |                 |                |             | Return - Gear To Cooler .....        |                 |                |             |
|  |                 |                |             | 91938                                |                 |                |             |
|  |                 |                |             | 91649                                |                 |                |             |
|  |                 |                |             | *42"                                 |                 |                |             |
| <b>1992</b>  |                 |                |             | <b>1987</b>                          |                 |                |             |
| <b>4-CYL. 2.2 L ENG.</b>                           |                 |                |             | <b>4-CYL. 2.0 L ENG.</b>             |                 |                |             |
| Pressure .....                                     | 71411           |                |             | Pressure .....                       | 80221           |                |             |
| Return .....                                       | 70442           |                |             | Return - Cooler To Pump .....        |                 | *26"           |             |
| <b>4-CYL. 2.3 L ENG.</b>                           |                 |                |             | Return - Cooler Tube; W/Cooler ..... |                 |                |             |
| Pressure .....                                     | 71793           |                |             | Return - Gear To Cooler .....        | 91938           |                |             |
| Return .....                                       | 71413           |                |             | Return - Gear To Cooler .....        | 91649           |                |             |
| <b>V-6 3.1 L ENG.</b>                              |                 |                |             | <b>V-6 2.8 L ENG.</b>                |                 |                |             |
| Pressure - From Pump .....                         |                 |                |             | Pressure - From Pump .....           |                 |                |             |
| Pressure - To Gear .....                           |                 |                |             | Pressure - To Gear .....             |                 |                |             |
| Return - From Gear .....                           |                 |                |             | Return - Cooler To Pump .....        |                 |                |             |
| Return - To Pump .....                             |                 |                |             | Return - Cooler Tube; W/Cooler ..... |                 |                |             |
|  |                 |                |             | Return - Gear To Cooler .....        |                 |                |             |
|  |                 |                |             | 91958                                |                 |                |             |
|  |                 |                |             | 70418                                |                 |                |             |
|  |                 |                |             | 71780                                |                 |                |             |
|  |                 |                |             | *42"                                 |                 |                |             |
|  |                 |                |             | 91938                                |                 |                |             |
|  |                 |                |             | 91649                                |                 |                |             |

\* Cut From C.P.E. 3/8" I.D. Hose: 71350 (48"), 81352 (25').  
 † Cut From S.A.E. 11/32" I.D. Hose: 80062 (12"), 80063 (24"), 80064 (36"), 81353 (25').  
 ★ Cut From S.A.E. 3/8" I.D. Hose: 71224 (24"), 71236 (36"), 71206 (48"), 81206 (25'). May Also Use 3/8" C.P.E.  
 ❖ Cut From S.A.E. 5/8" I.D. Hose: 71351 (36").  
 □ Cut From 1/2" I.D. Suction Hose: 71296 (36"), 81354 (10').  
 ❖ Cut From 5/8" I.D. Suction Hose: 71207 (42"), 81355 (10').  
 ✱ Cut From 3/4" I.D. Suction Hose: 71297 (36"), 81356 (10').  
 ☆ See Page A14 For Pump or Gear Identification.

Ⓜ Two Required.  
 Ⓜ Three Required.  
 Ⓜ Four Required.  
 ✗ Cut To Fit.  
 Ⓜ Replaces Both Upper and Lower Hose.  
 ▲ 252660 Adaptor Required For Some Models.  
 ❖ See Page A6 For Installation Procedure.

SYSTEM PUMP & GEAR IDENT.

SYSTEM & COMPONENT IDENT.

PASS. CARS

LIGHT TRUCKS

MEDIUM/HEAVY TRUCKS

BUSES

HOSE NUMERICAL

REPAIR KITS

KIT NUMERICAL

ILLUSTRATIONS

# Power Steering Hose for Passenger Cars

|                                      | Application   | Assembly Number | Multi-Use Hose | End Fitting | Application  | Assembly Number | Multi-Use Hose | End Fitting |
|--------------------------------------|---|-----------------|----------------|-------------|--|-----------------|----------------|-------------|
| <b>SYSTEM PUMP &amp; GEAR IDENT.</b> | <b>CHEVROLET - Continued</b>                        |                 |                |             | <b>CHEVROLET - Continued</b>                                     |                 |                |             |
| <b>SYSTEM &amp; COMPONENT IDENT.</b> | <b>BERETTA - Continued</b>                          |                 |                |             | <b>BISCAYNE - Continued</b>                                      |                 |                |             |
|                                      | <b>1987 - Continued</b>                             |                 |                |             | <b>1969</b>  |                 |                |             |
|                                      | <b>V-6 2.8 L ENG. - Continued</b>                   |                 |                |             | <b>6-CYL. 250 ENG.</b>   |                 |                |             |
|                                      | Return - Cooler To Pump.....                        |                 | *42"           |             | Pressure .....   | 70230           |                |             |
|                                      | Return - Cooler Tube; W/Cooler.....                 | 91938           |                |             | Return .....   | ≧70518          | ★24"           | 39859       |
|                                      | Return - Gear To Cooler.....                        | 91649           |                |             | <b>V-8 327 ENG.; V-8 350 ENG.; V-8 396 ENG.; V-8 427 ENG.</b>    |                 |                |             |
|                                      | <b>BISCAYNE</b>                                     |                 |                |             | Pressure .....   | 71057           |                |             |
|                                      | <b>1975-1974</b>                                    |                 |                |             | Return .....   | ≧70518          | ★33"           | 39859       |
|                                      | <b>V-8 350 (CANADA) ENG.; V-8 400 (CANADA) ENG.</b> |                 |                |             | <b>1968</b>  |                 |                |             |
|                                      | Pressure .....                                      | 70263           |                |             | <b>6-CYL. 250 ENG.</b>   |                 |                |             |
|                                      | Return .....  | ≧70518          | ★20"           | 39135       | Pressure .....   | 70230           |                |             |
| <b>PASS. CARS</b>                    | <b>V-8 454 (CANADA) ENG.</b>                        |                 |                |             | Return .....   | ≧70518          | ★24"           | 39859       |
|                                      | Pressure .....                                      | 70269           |                |             | <b>V-8 307 ENG.; V-8 327 ENG.</b>                                |                 |                |             |
|                                      | Return .....  | ≧70551          | ★24"           | 39135       | Pressure .....   | 70216           |                |             |
|                                      | <b>1973</b>   |                 |                |             | Return .....   |                 | ★33"           |             |
|                                      | <b>6-CYL. 250 (CANADA) ENG.</b>                     |                 |                |             | <b>V-8 396 ENG.; V-8 427 ENG.</b>                                |                 |                |             |
|                                      | Pressure .....                                      | ▲71058          |                |             | Return .....   |                 | ★33"           |             |
| <b>LIGHT TRUCKS</b>                  | <b>V-8 350 (CANADA) ENG.; V-8 400 (CANADA) ENG.</b> |                 |                |             | <b>1967-1966</b>   |                 |                |             |
|                                      | Pressure .....                                      | 70263           |                |             | <b>6-CYL. 250 ENG.</b>   |                 |                |             |
|                                      | Return .....  | ≧70518          | ★20"           | 39135       | Pressure .....   | 70230           |                |             |
|                                      | <b>V-8 454 (CANADA) ENG.</b>                        |                 |                |             | Return .....   | ≧70518          | ★24"           | 39859       |
|                                      | Pressure .....                                      | 70269           |                |             | <b>V-8 283 ENG.; V-8 327 ENG.</b>                                |                 |                |             |
|                                      | Return .....  | ≧70551          | ★24"           | 39135       | Pressure .....   | 70216           |                |             |
|                                      | <b>1972</b>   |                 |                |             | Return .....   |                 | ★33"           |             |
|                                      | <b>6-CYL. 250 ENG.</b>                              |                 |                |             | <b>V-8 396 ENG.; V-8 427 ENG.</b>                                |                 |                |             |
|                                      | Pressure .....                                      | ▲71058          |                |             | Return .....   |                 | ★33"           |             |
|                                      | Return .....  | ≧70551          | ★22"           | 39135       | <b>1965</b>  |                 |                |             |
| <b>MEDIUM/HEAVY TRUCKS</b>           | <b>V-8 350 ENG.; V-8 400 ENG.</b>                   |                 |                |             | <b>6-CYL. 230 ENG.; 6-CYL. 250 ENG.</b>                          |                 |                |             |
|                                      | Pressure .....                                      | 70263           |                |             | Pressure .....   | 70230           |                |             |
|                                      | Return .....  |                 | ★22"           |             | Return .....   | ≧70518          | ★24"           | 39859       |
| <b>BUSES</b>                         | <b>V-8 402 ENG.</b>                                 |                 |                |             | <b>V-8 283 ENG.; V-8 327 ENG.</b>                                |                 |                |             |
|                                      | Pressure; W/4-Bbl. Carb.....                        | 70255           |                |             | Pressure .....   | 70216           |                |             |
|                                      | Pressure; W/O 4-Bbl. Carb.....                      | 70263           |                |             | Return .....   |                 | ★33"           |             |
|                                      | Return .....  |                 | ★22"           |             | <b>V-8 396 ENG.</b>  |                 |                |             |
|                                      | <b>V-8 454 ENG.</b>                                 |                 |                |             | Return .....   |                 | ★33"           |             |
|                                      | Pressure .....                                      | 70255           |                |             | <b>V-8 409 ENG.</b>  |                 |                |             |
|                                      | Return .....  |                 | ★22"           |             | Return .....   |                 | ★              |             |
| <b>HOSE NUMERICAL</b>                | <b>1971</b>   |                 |                |             | <b>1964-1963</b>   |                 |                |             |
|                                      | <b>6-CYL. 250 ENG.</b>                              |                 |                |             | <b>6-CYL. 230 ENG.; V-8 283 ENG.; V-8 327 ENG.; V-8 409 ENG.</b> |                 |                |             |
|                                      | Pressure .....                                      | ▲71058          |                |             | Cyl.....   | ②70146          |                |             |
|                                      | Return .....  |                 | ★22"           |             | Pressure .....   | 70183           |                |             |
|                                      | <b>V-8 350 ENG.; V-8 400 ENG.; V-8 402 ENG.</b>     |                 |                |             | Return .....   |                 | ★56"           |             |
|                                      | Pressure .....                                      | 70260           |                |             | <b>1962</b>  |                 |                |             |
|                                      | Return .....  |                 | ★28"           |             | <b>6-CYL. 235 ENG.; V-8 283 ENG.; V-8 327 ENG.; V-8 409 ENG.</b> |                 |                |             |
| <b>REPAIR KITS</b>                   | <b>V-8 454 ENG.</b>                                 |                 |                |             | Cyl.....   | ②70146          |                |             |
|                                      | Pressure .....                                      | 70255           |                |             | Pressure .....   | 70183           |                |             |
|                                      | Return .....  |                 | ★28"           |             | Return .....   |                 | ★56"           |             |
|                                      | <b>1970</b>   |                 |                |             | <b>1961-1960</b>   |                 |                |             |
|                                      | <b>6-CYL. 250 ENG.</b>                              |                 |                |             | <b>6-CYL. 235 ENG.; V-8 283 ENG.; V-8 348 ENG.</b>               |                 |                |             |
|                                      | Pressure .....                                      | 70257           |                |             | Cyl.....   | ②70146          |                |             |
|                                      | Return .....  | ≧70551          | ★22"           |             | Pressure .....   | 70183           |                |             |
|                                      | <b>V-8 350 ENG.; V-8 400 ENG.; V-8 454 ENG.</b>     |                 |                |             | Return .....   |                 | ★56"           |             |
|                                      | Pressure .....                                      | ▲71057          |                |             | <b>ILLUSTRATIONS</b>   |                 |                |             |
|                                      | Return .....  | ≧70518          | ★32"           | 39859       |  |                 |                |             |

\* Cut From C.P.E. 3/8" I.D. Hose: 71350 (48"), 81352 (25').  
 † Cut From S.A.E. 11/32" I.D. Hose: 80062 (12"), 80063 (24"), 80064 (36"), 81353 (25').  
 ★ Cut From S.A.E. 3/8" I.D. Hose: 71224 (24"), 71236 (36"), 71206 (48"), 81206 (25'). May Also Use 3/8" C.P.E.  
 † Cut From S.A.E. 5/8" I.D. Hose: 71351 (36").  
 □ Cut From 1/2" I.D. Suction Hose: 71296 (36"), 81354 (10').  
 † Cut From 5/8" I.D. Suction Hose: 71207 (42"), 81355 (10').  
 † Cut From 3/4" I.D. Suction Hose: 71297 (36"), 81356 (10').  
 ☆ See Page A14 For Pump or Gear Identification.

② Two Required.  
 ③ Three Required.  
 ④ Four Required.  
 ≧ Cut To Fit.  
 † Replaces Both Upper and Lower Hose.  
 ▲ 252660 Adaptor Required For Some Models.  
 † See Page A6 For Installation Procedure.

# Power Steering Hose for Passenger Cars

| Application  | Assembly Number | Multi-Use Hose | End Fitting | Application  | Assembly Number | Multi-Use Hose | End Fitting |
|--|-----------------|----------------|-------------|--|-----------------|----------------|-------------|
| <b>CHEVROLET - Continued</b>                       |                 |                |             | <b>CHEVROLET - Continued</b>                       |                 |                |             |
| <b>BISCAYNE - Continued</b>                        |                 |                |             | <b>CAMARO - Continued</b>                          |                 |                |             |
| <b>1959-1958</b>                                   |                 |                |             | <b>1987 - Continued</b>                            |                 |                |             |
| <b>6-CYL. 235 ENG.; V-8 283 ENG.; V-8 348 ENG.</b> |                 |                |             | <b>V-8 5.0 L ENG.</b>                              |                 |                |             |
| Cyl.....   | 270146          |                |             | Pressure; W/Fuel Inj. ....                         | 71122           |                |             |
| Return.....  |                 | ★48"           |             | Pressure - From Pump; W/O Fuel Inj.; W/A.C. ....   | 70403           |                |             |
| <b>CAMARO</b>                                      |                 |                |             | Pressure - From Pump; W/O Fuel Inj.; W/O A.C. .... |                 |                |             |
| <b>1995</b>  |                 |                |             | Pressure - To Gear; W/O Fuel Inj. ....             |                 |                |             |
| <b>V-6 3.4 L ENG.</b>                              |                 |                |             | Return; W/Fuel Inj. ....                           | 71122           | *12"           |             |
| Pressure .....                                     | 71796           |                |             | Return - From Gear; W/Cooler.....                  | 39138           |                |             |
| Return .....                                       | 80047           |                |             | Return - To Pump .....                             | 91959           | *12"           |             |
| <b>V-6 3.8 L ENG.</b>                              |                 |                |             | <b>V-8 5.7 L ENG.</b>                              |                 |                |             |
| Pressure .....                                     | 80048           |                |             | Pressure .....                                     | 71122           | *12"           |             |
| Return .....                                       | 80187           |                |             | Return .....                                       | 91959           | *12"           |             |
| <b>V-8 5.7 L ENG.</b>                              |                 |                |             | Return - From Gear; W/Cooler.....                  |                 |                |             |
| Pressure .....                                     | 71797           |                |             | Return - To Pump .....                             |                 | *12"           |             |
| Return .....                                       | 91803           |                |             | <b>1986</b>  |                 |                |             |
| <b>1994-1993</b>                                   |                 |                |             | <b>4-CYL. 2.5 L ENG.</b>                           |                 |                |             |
| <b>V-6 3.4 L ENG.</b>                              |                 |                |             | Pressure - From Pump .....                         |                 |                |             |
| Pressure .....                                     | 71796           |                |             | Pressure - To Gear.....                            | 71222           |                |             |
| Return .....                                       | 80047           |                |             | Reservoir .....                                    | 71318           | ✱              |             |
| <b>V-8 5.7 L ENG.</b>                              |                 |                |             | Return - To Pump .....                             |                 | *13"           |             |
| Pressure .....                                     | 71797           |                |             | <b>V-6 2.8 L ENG.</b>                              |                 |                |             |
| Return .....                                       | 91803           |                |             | Pressure - Pump To Tee.....                        | 71275           |                |             |
| <b>1992-1990</b>                                   |                 |                |             | Pressure - Tee To Gear.....                        |                 |                |             |
| <b>V-6 3.1 L ENG.</b>                              |                 |                |             | Return - To Pump .....                             |                 |                |             |
| Pressure .....                                     | 71422           |                |             | Pressure; W/Fuel Inj. ....                         | 71122           |                |             |
| Return - Cooler To Pump.....                       |                 | *14"           |             | Pressure - From Pump; W/O Fuel Inj.; W/A.C. ....   | 70403           |                |             |
| Return - From Gear; W/Cooler.....                  | 91959           |                |             | Pressure - From Pump; W/O Fuel Inj.; W/O A.C. .... | 71122           |                |             |
| <b>V-8 5.0 L ENG.</b>                              |                 |                |             | Pressure - To Gear; W/O Fuel Inj. ....             | 39138           | *12"           |             |
| Pressure; Eng. VIN E; W/A.C.....                   | 71422           |                |             | Return; W/Fuel Inj. ....                           | 91959           | *12"           |             |
| Pressure; Eng. VIN E; W/O A.C. ....                | 71094           |                |             | Return - From Gear; W/Cooler.....                  |                 | *12"           |             |
| Return - From Gear; W/Cooler.....                  | 91959           |                |             | Return - To Pump .....                             |                 |                |             |
| Return - Pump To Cooler.....                       |                 | *10"           |             | <b>1985</b>  |                 |                |             |
| <b>V-8 5.7 L ENG.</b>                              |                 |                |             | <b>4-CYL. 2.5 L ENG.</b>                           |                 |                |             |
| Pressure .....                                     | 71094           |                |             | Pressure - From Pump; W/A.C. ....                  | 71222           |                |             |
| Return - From Gear; W/Cooler.....                  | 91959           |                |             | Pressure - From Pump; W/O A.C. ....                | 71221           |                |             |
| Return - Pump To Cooler.....                       |                 | *10"           |             | Pressure - To Gear.....                            | 71318           |                |             |
| <b>1989-1988</b>                                   |                 |                |             | Reservoir .....                                    |                 |                |             |
| <b>V-6 2.8 L ENG.</b>                              |                 |                |             | Return .....                                       |                 |                |             |
| Pressure .....                                     | 71422           |                |             |  |                 | ✱              |             |
| Return .....                                       |                 | *14"           |             | <b>V-6 2.8 L ENG.</b>                              |                 |                |             |
| <b>V-8 5.0 L ENG.</b>                              |                 |                |             | Pressure; W/O A.C. ....                            | 71272           |                |             |
| Pressure; Eng. VIN E; W/A.C.....                   | 71422           |                |             | Pressure - Pump To Tee.....                        | 71275           |                |             |
| Pressure; Eng. VIN E; W/O A.C. ....                | 71094           |                |             | Pressure - Tee To Gear; W/A.C. ....                | 71318           |                |             |
| Return - From Gear; W/Cooler.....                  | 91959           |                |             | Return; W/O A.C. ....                              |                 | *17"           |             |
| Return - Pump To Cooler.....                       |                 | *10"           |             | Return - Pump To Tee; W/A.C.....                   |                 | *17"           |             |
| <b>V-8 5.7 L ENG.</b>                              |                 |                |             | <b>V-8 5.0 L ENG.</b>                              |                 |                |             |
| Pressure .....                                     | 71094           |                |             | Pressure .....                                     | 71122           |                |             |
| Return - From Gear; W/Cooler.....                  | 91959           |                |             | Return .....                                       |                 | *12"           |             |
| Return - Pump To Cooler.....                       |                 | *10"           |             | <b>1984-1983</b>                                   |                 |                |             |
| <b>1987</b>  |                 |                |             | <b>4-CYL. 2.5 L ENG.</b>                           |                 |                |             |
| <b>V-6 2.8 L ENG.</b>                              |                 |                |             | Pressure - From Pump; W/A.C. ....                  |                 |                |             |
| Pressure - Pump To Tee.....                        | 71275           |                |             | Pressure - From Pump; W/O A.C. ....                | 71221           |                |             |
| Pressure - Tee To Gear.....                        | 71318           |                |             | Pressure - To Gear.....                            | 71318           |                |             |
| Return .....                                       |                 | *14"           |             | Reservoir .....                                    |                 | ✱              |             |
|  |                 |                |             | Return .....                                       |                 | *13"           |             |

**SYSTEM PUMP & GEAR IDENT.**

**SYSTEM & COMPONENT IDENT.**

**PASS. CARS**

**LIGHT TRUCKS**

**MEDIUM/HEAVY TRUCKS**

**BUSES**

**HOSE NUMERICAL**

**REPAIR KITS**

**KIT NUMERICAL**

**ILLUSTRATIONS**

\* Cut From C.P.E. 3/8" I.D. Hose: 71350 (48"), 81352 (25').  
 † Cut From S.A.E. 11/32" I.D. Hose: 80062 (12"), 80063 (24"), 80064 (36"), 81353 (25').  
 ★ Cut From S.A.E. 3/8" I.D. Hose: 71224 (24"), 71236 (36"), 71206 (48"), 81206 (25'). May Also Use 3/8" C.P.E.  
 ✱ Cut From S.A.E. 5/8" I.D. Hose: 71351 (36").  
 □ Cut From 1/2" I.D. Suction Hose: 71296 (36"), 81354 (10').  
 ✧ Cut From 5/8" I.D. Suction Hose: 71207 (42"), 81355 (10').  
 ✨ Cut From 3/4" I.D. Suction Hose: 71297 (36"), 81356 (10').  
 ☆ See Page A14 For Pump or Gear Identification.

② Two Required.  
 ③ Three Required.  
 ④ Four Required.  
 ✧ Cut To Fit.  
 ✨ Replaces Both Upper and Lower Hose.  
 ▲ 252660 Adaptor Required For Some Models.  
 ✱ See Page A6 For Installation Procedure.

# Power Steering Hose for Passenger Cars

|                                      | Application  | Assembly Number | Multi-Use Hose | End Fitting | Application   | Assembly Number | Multi-Use Hose | End Fitting |
|--------------------------------------|--|-----------------|----------------|-------------|---|-----------------|----------------|-------------|
| <b>SYSTEM PUMP &amp; GEAR IDENT.</b> | <b>CHEVROLET - Continued</b>                             |                 |                |             | <b>CHEVROLET - Continued</b>                                  |                 |                |             |
| <b>SYSTEM &amp; COMPONENT IDENT.</b> | <b>CAMARO - Continued</b>                                |                 |                |             | <b>CAMARO - Continued</b>                                     |                 |                |             |
|                                      | <b>1984-1983 - Continued</b>                             |                 |                |             | <b>1976 - Continued</b>                                       |                 |                |             |
|                                      | <b>V-6 2.8 L ENG.</b>                                    |                 |                |             | <b>6-CYL. 250 ENG. - Continued</b>                            |                 |                |             |
|                                      | Pressure; W/O A.C. ....                                  | 71074           |                |             | Pressure; W/O A.P. ....                                       | 80132           |                |             |
|                                      | Pressure - Pump To Tee; W/A.C. ....                      | 71220           |                |             | Return .....  |                 | ★              |             |
|                                      | Pressure - Tee To Gear; W/A.C. ....                      | 71318           |                |             | <b>V-8 305 ENG.; V-8 350 ENG.</b>                             |                 |                |             |
|                                      | Return; W/O A.C. ....                                    |                 | ★18"           |             | Pressure .....  | 70263           |                |             |
|                                      | Return - Pump To Tee; W/A.C. ....                        |                 | ★18"           |             | Return .....  | ☞70629          | ★24"           | 39859       |
|                                      | <b>V-8 5.0 L ENG.</b>                                    |                 |                |             | <b>1975</b>   |                 |                |             |
|                                      | Pressure .....   | 71122           |                | ★15"        | <b>6-CYL. 250 ENG.</b>  |                 |                |             |
|                                      | Return .....   |                 |                |             | Pressure .....  | ▲71058          |                |             |
|                                      | <b>1982</b>  |                 |                |             | Return .....  |                 |                |             |
|                                      | <b>4-CYL. 2.5 L ENG.</b>                                 |                 |                |             | ☞70629  |                 |                |             |
|                                      | Pressure - From Pump; W/A.C. ....                        | 71222           |                |             | <b>V-8 350 ENG.</b>   |                 |                |             |
|                                      | Pressure - From Pump; W/O A.C. ....                      | 71221           |                |             | Pressure .....  | 70263           |                |             |
|                                      | Pressure - To Gear .....                                 | 71318           |                |             | Return .....  | ☞70629          | ★24"           | 39859       |
|                                      | Reservoir .....  |                 | ♣              |             | <b>1974</b>   |                 |                |             |
|                                      | Return .....   |                 | ★13"           |             | <b>6-CYL. 250 ENG.</b>  |                 |                |             |
|                                      | <b>V-6 2.8 L ENG.</b>                                    |                 |                |             | Pressure .....  |                 |                |             |
|                                      | Pressure; W/A.C.; Early; 1-Piece Hose..                  | 71074           |                |             | Return .....  | ▲71058          | ★22"           | 39859       |
|                                      | Pressure; W/O A.C. ....                                  | 71074           |                |             | <b>V-8 350 ENG.</b>   |                 |                |             |
|                                      | Pressure - Pump To Tee; W/A.C.; Late; 2-Piece Hose ..... | 71220           |                |             | Pressure .....  | 70263           |                |             |
|                                      | Pressure - Tee To Gear; W/A.C.; Late..                   | 71318           |                |             | Return; Base Model .....                                      | ☞70629          | ★24"           | 39859       |
|                                      | Return .....   |                 | ★17"           |             | Return; Z28 .....   | ☞70551          | ★24"           | 39859       |
|                                      | <b>V-8 5.0 L ENG.</b>                                    |                 |                |             | <b>1973</b>   |                 |                |             |
|                                      | Pressure .....   | 71122           |                | ★12"        | <b>6-CYL. 250 ENG.</b>  |                 |                |             |
|                                      | Return .....   |                 |                |             | Pressure .....  | ▲71058          |                |             |
|                                      | <b>1981-1980</b>   |                 |                |             | Return .....  |                 |                |             |
|                                      | <b>V-6 3.8 L ENG.</b>                                    |                 |                |             | ☞70629  |                 |                |             |
|                                      | Pressure; Eng. VIN A; W/Calif. Emis- sion System .....   | 71072           |                |             | <b>V-8 307 ENG.</b>   |                 |                |             |
|                                      | Pressure; Eng. VIN K; W/O Calif. Emis- sion System ..... | 71071           |                |             | Pressure .....  | 70263           |                |             |
|                                      | Return .....   |                 | ★18"           | 39106       | Return .....  | ☞70629          | ★24"           | 39859       |
|                                      | <b>V-8 4.4 L ENG.; V-8 5.0 L ENG.; V-8 5.7 L ENG.</b>    |                 |                |             | <b>V-8 350 ENG.</b>   |                 |                |             |
|                                      | Pressure .....   | 71122           |                | ★18"        | 39106   | Pressure .....  | 70263          |             |
|                                      | Return .....   |                 |                |             | Return; Base Model .....                                      | ☞70629          | ★24"           | 39859       |
|                                      | Return .....   |                 |                |             | Return; Z28 .....   | ☞70551          | ★24"           | 39859       |
|                                      | <b>1979-1978</b>   |                 |                |             | <b>1972</b>   |                 |                |             |
|                                      | <b>6-CYL. 250 ENG.</b>                                   |                 |                |             | <b>6-CYL. 250 ENG.</b>  |                 |                |             |
|                                      | Pressure; W/A.P. ....                                    | 80133           |                |             | Pressure .....  | 71058           |                |             |
|                                      | Pressure; W/O A.P. ....                                  | 80132           |                |             | Return .....  | ☞70551          | ★22"           | 39135       |
|                                      | Return .....   | ☞70629          | ★12"           | 39859       | <b>V-8 307 ENG.; V-8 350 ENG.; V-8 402 ENG.</b>               |                 |                |             |
|                                      | <b>V-8 305 ENG.; V-8 350 ENG.</b>                        |                 |                |             | Pressure .....  |                 |                |             |
|                                      | Pressure .....   | 80116           |                |             | Return .....  | ☞70551          | ★28"           | 39135       |
|                                      | Return .....   | ☞70551          | ★20"           | 39135       | <b>1971</b>   |                 |                |             |
|                                      | <b>1977</b>  |                 |                |             | <b>6-CYL. 250 ENG.</b>  |                 |                |             |
|                                      | <b>6-CYL. 250 ENG.</b>                                   |                 |                |             | Pressure .....  |                 |                |             |
|                                      | Pressure; W/A.P. ....                                    | 80133           |                |             | Return .....  | ☞70551          | ★22"           | 39135       |
|                                      | Pressure; W/O A.P. ....                                  | 80132           |                |             | <b>V-8 307 ENG.; V-8 350 ENG.; V-8 400 ENG.; V-8 402 ENG.</b> |                 |                |             |
|                                      | Return .....   | ☞70518          | ★16"           | 39859       | Pressure .....  | 70255           |                |             |
|                                      | <b>V-8 305 ENG.; V-8 350 ENG.</b>                        |                 |                |             | Return .....  |                 |                |             |
|                                      | Pressure .....   | 80116           |                |             | ☞70551  | ★28"            | 39135          |             |
|                                      | Return .....   | ☞70518          | ★20"           | 39135       | <b>1970</b>   |                 |                |             |
|                                      | <b>1976</b>  |                 |                |             | <b>6-CYL. 250 ENG.</b>  |                 |                |             |
|                                      | <b>6-CYL. 250 ENG.</b>                                   |                 |                |             | Pressure .....  |                 |                |             |
|                                      | Pressure; W/A.P. ....                                    | 80133           |                |             | Return .....  | 71058           |                |             |
|                                      |  |                 |                |             | Return .....  | ☞70551          | ★22"           | 39135       |
|                                      |  |                 |                |             | <b>V-8 307 ENG.; V-8 350 ENG.; V-8 402 ENG.</b>               |                 |                |             |
|                                      |  |                 |                |             | Pressure .....  | 70255           |                |             |
|                                      |  |                 |                |             | Return .....  | ☞70551          | ★28"           | 39135       |

\* Cut From C.P.E. 3/8" I.D. Hose: 71350 (48"), 81352 (25').  
 † Cut From S.A.E. 11/32" I.D. Hose: 80062 (12"), 80063 (24"), 80064 (36"), 81353 (25').  
 ★ Cut From S.A.E. 3/8" I.D. Hose: 71224 (24"), 71236 (36"), 71206 (48"), 81206 (25'). May Also Use 3/8" C.P.E.  
 ♣ Cut From S.A.E. 5/8" I.D. Hose: 71351 (36").  
 □ Cut From 1/2" I.D. Suction Hose: 71296 (36"), 81354 (10').  
 ♣ Cut From 5/8" I.D. Suction Hose: 71207 (42"), 81355 (10').  
 ★ Cut From 3/4" I.D. Suction Hose: 71297 (36"), 81356 (10').  
 ☆ See Page A14 For Pump or Gear Identification.

② Two Required.  
 ③ Three Required.  
 ④ Four Required.  
 ☞ Cut To Fit.  
 ♣ Replaces Both Upper and Lower Hose.  
 ▲ 252660 Adaptor Required For Some Models.  
 ♣ See Page A6 For Installation Procedure.

# Power Steering Hose for Passenger Cars

| Application  | Assembly Number | Multi-Use Hose | End Fitting | Application                                    | Assembly Number | Multi-Use Hose | End Fitting |
|--|-----------------|----------------|-------------|--|-----------------|----------------|-------------|
| <b>CHEVROLET - Continued</b>                                   |                 |                |             | <b>CHEVROLET - Continued</b>                   |                 |                |             |
| <b>CAMARO - Continued</b>                                      |                 |                |             | <b>CAPRICE - Continued</b>                     |                 |                |             |
| <b>1969</b>  |                 |                |             | <b>1989</b>                                    |                 |                |             |
| <b>6-CYL. 230 ENG.; 6-CYL. 250 ENG.</b>                        |                 |                |             | <b>V-6 4.3 L ENG.; V-8 5.7 L ENG.</b>          |                 |                |             |
| Pressure .....   | 70230           |                |             | Pressure .....                                 | 71422           |                |             |
| Return .....   | ✂70551          | ★27"           | 39135       | Return .....                                   | 71322           |                |             |
| <b>V-8 302 ENG.; V-8 307 ENG.; V-8 327 ENG.; V-8 350 ENG.;</b> |                 |                |             | <b>V-8 5.0 L ENG.</b>                          |                 |                |             |
| <b>V-8 396 ENG.; V-8 427 ENG.</b>                              |                 |                |             | Pressure; Eng. VIN Y .....                     |                 |                |             |
| Pressure .....   | 70248           |                |             | Pressure; W/A.C.; Eng. VIN E .....             | 71120           |                |             |
| Return .....   | ✂70551          | ★27"           | 39135       | Pressure; W/O A.C.; Eng. VIN E .....           | 71422           |                |             |
| <b>1968</b>  |                 |                |             | Return; Eng. VIN E .....                       |                 |                |             |
| <b>6-CYL. 230 ENG.; 6-CYL. 250 ENG.; V-8 302 ENG.; V-8 327</b> |                 |                |             | Return; Eng. VIN Y .....                       |                 |                |             |
| <b>ENG.; V-8 350 ENG.; V-8 396 ENG.</b>                        |                 |                |             |  |                 |                |             |
| Pressure .....   | 70230           |                |             | <b>1988-1987</b>                               |                 |                |             |
| Return .....   | ✂70551          | ★27"           | 39135       | <b>V-6 4.3 L ENG.</b>                          |                 |                |             |
| <b>1967</b>  |                 |                |             | Pressure; W/A.C. ....                          |                 |                |             |
| <b>6-CYL. 230 ENG.; 6-CYL. 250 ENG.; V-8 302 ENG.; V-8 327</b> |                 |                |             | Pressure; W/O A.C. ....                        |                 |                |             |
| <b>ENG.; V-8 350 ENG.; V-8 396 ENG.; V-8 427 ENG.</b>          |                 |                |             | Return; W/A.C. ....                            |                 |                |             |
| Pressure .....   | 70230           |                |             | Return; W/O A.C. ....                          |                 |                |             |
| Return .....   | ✂70551          | ★27"           | 39135       | <b>V-8 5.0 L ENG.</b>                          |                 |                |             |
| <b>CAPRICE</b>   |                 |                |             | Pressure; W/A.C.; Eng. VIN Y .....             |                 |                |             |
| <b>1995-1994</b>   |                 |                |             | Pressure; W/O A.C.; Eng. VIN H .....           |                 |                |             |
| <b>V-8 4.3 L ENG.; V-8 5.7 L ENG.</b>                          |                 |                |             | Pressure - Pump To Tee; W/A.C.; Eng.           |                 |                |             |
| Pressure .....   | 91780           |                |             | VIN H .....                                    |                 |                |             |
| Return; W/Cooler .....   | 91802           |                |             | Pressure - Tee To Gear; W/A.C.; Eng.           |                 |                |             |
| Return; W/O Cooler .....                                       | 80039           |                |             | VIN H .....                                    |                 |                |             |
| <b>1993-1992</b>   |                 |                |             | Return; W/A.C.; Eng. VIN Y .....               |                 |                |             |
| <b>V-6 4.3 L ENG.</b>  |                 |                |             | Return; W/O A.C.; Eng. VIN H .....             |                 |                |             |
| Pressure .....   | 71791           |                |             | Return - Pump To Tee; W/A.C.; Eng.             |                 |                |             |
| Return .....   | 80037           |                |             | VIN H .....                                    |                 |                |             |
| <b>V-8 5.0 L ENG.; V-8 5.7 L ENG.</b>                          |                 |                |             | <b>V-8 5.7 L ENG.</b>                          |                 |                |             |
| Pressure .....   | 71792           |                |             | Pressure; W/O A.C. ....                        |                 |                |             |
| Return; W/O Cooler .....                                       | 80037           |                |             | Pressure - Pump To Tee; W/A.C. ....            |                 |                |             |
| Return - Cooler To Pump .....                                  |                 | ★13"           |             | Pressure - Tee To Gear; W/A.C. ....            |                 |                |             |
| <b>1991</b>  |                 |                |             | Return; W/O A.C. ....                          |                 |                |             |
| <b>V-8 5.0 L ENG.; V-8 5.7 L ENG.</b>                          |                 |                |             | Return - Pump To Tee; W/A.C. ....              |                 |                |             |
| Pressure .....   | 71792           |                |             | VIN H .....                                    |                 |                |             |
| Return; W/O Cooler .....                                       | 80037           |                |             | Return; Eng. VIN Y .....                       |                 |                |             |
| Return - Cooler To Pump .....                                  |                 | ★13"           |             | Return; W/O A.C.; Eng. VIN H .....             |                 |                |             |
| <b>1990</b>  |                 |                |             | Return - Pump To Tee; W/A.C.; Eng.             |                 |                |             |
| <b>V-6 4.3 L ENG.</b>  |                 |                |             | VIN H .....                                    |                 |                |             |
| Pressure .....   | 71422           |                |             | <b>V-8 5.7 L ENG.</b>                          |                 |                |             |
| Return .....   | 71322           |                |             | Pressure; W/O A.C. ....                        |                 |                |             |
| <b>V-8 5.0 L ENG.</b>  |                 |                |             | Pressure - Pump To Tee; W/A.C. ....            |                 |                |             |
| Pressure; Eng. VIN Y .....                                     | 71120           |                |             | Pressure - Tee To Gear; W/A.C. ....            |                 |                |             |
| Pressure; W/A.C.; Eng. VIN E .....                             | 71422           |                |             | Return; W/O A.C. ....                          |                 |                |             |
| Pressure; W/O A.C.; Eng. VIN E .....                           | 71094           |                |             | Return - Pump To Tee; W/A.C. ....              |                 |                |             |
| Return; Eng. VIN E .....                                       | 71322           |                |             | VIN H .....                                    |                 |                |             |
| Return; Eng. VIN Y .....                                       |                 | ★11"           |             | <b>1986</b>                                    |                 |                |             |
| <b>V-8 5.7 L ENG.</b>  |                 |                |             | <b>V-6 4.3 L ENG.</b>                          |                 |                |             |
| Pressure .....   | 71422           |                |             | Pressure; W/A.C. ....                          |                 |                |             |
| Return .....   |                 | ★11"           |             | Pressure; W/O A.C. ....                        |                 |                |             |
| <b>1990</b>  |                 |                |             | Return; W/A.C. ....                            |                 |                |             |
| <b>V-6 4.3 L ENG.</b>  |                 |                |             | Return; W/O A.C. ....                          |                 |                |             |
| Pressure .....   | 71422           |                |             | Return - Pump To Tee; W/A.C. ....              |                 |                |             |
| Return .....   | 71322           |                |             | VIN H .....                                    |                 |                |             |
| <b>V-8 5.0 L ENG.</b>  |                 |                |             | <b>V-8 5.7 L ENG.</b>                          |                 |                |             |
| Pressure; Eng. VIN Y .....                                     | 71120           |                |             | Pressure; W/O A.C. ....                        |                 |                |             |
| Pressure; W/A.C.; Eng. VIN E .....                             | 71422           |                |             | Pressure - Pump To Tee; W/A.C. ....            |                 |                |             |
| Pressure; W/O A.C.; Eng. VIN E .....                           | 71094           |                |             | Pressure - Tee To Gear; W/A.C. ....            |                 |                |             |
| Return; Eng. VIN E .....                                       | 71322           |                |             | Return; W/O A.C. ....                          |                 |                |             |
| Return; Eng. VIN Y .....                                       |                 | ★11"           |             | Return - Pump To Tee; W/A.C. ....              |                 |                |             |
| <b>V-8 5.7 L ENG.</b>  |                 |                |             | <b>1985</b>                                    |                 |                |             |
| Pressure .....   | 71422           |                |             | <b>V-6 3.8 L ENG. (CANADA); V-6 4.3 L ENG.</b> |                 |                |             |
| Return .....   |                 | ★11"           |             | Pressure .....                                 |                 |                |             |
| <b>1990</b>  |                 |                |             | Return .....                                   |                 |                |             |
| <b>V-6 4.3 L ENG.</b>  |                 |                |             | Return .....                                   |                 |                |             |
| Pressure .....   | 71422           |                |             |  |                 |                |             |
| Return .....   | 71322           |                |             |  |                 |                |             |
| <b>V-8 5.0 L ENG.</b>  |                 |                |             |  |                 |                |             |
| Pressure; Eng. VIN Y .....                                     | 71120           |                |             |  |                 |                |             |
| Pressure; W/A.C.; Eng. VIN E .....                             | 71422           |                |             |  |                 |                |             |
| Pressure; W/O A.C.; Eng. VIN E .....                           | 71094           |                |             |  |                 |                |             |
| Return; Eng. VIN E .....                                       | 71322           |                |             |  |                 |                |             |
| Return; Eng. VIN Y .....                                       |                 | ★11"           |             |  |                 |                |             |
| <b>V-8 5.7 L ENG.</b>  |                 |                |             |  |                 |                |             |
| Pressure .....   | 71422           |                |             |  |                 |                |             |
| Return .....   |                 | ★11"           |             |  |                 |                |             |

**SYSTEM PUMP & GEAR IDENT.**

**SYSTEM & COMPONENT IDENT.**

**PASS. CARS**

**LIGHT TRUCKS**

**MEDIUM/HEAVY TRUCKS**

**BUSES**

**HOSE NUMERICAL**

**REPAIR KITS**

**KIT NUMERICAL**

**ILLUSTRATIONS**

\* Cut From C.P.E. 3/8" I.D. Hose: 71350 (48"), 81352 (25").  
 † Cut From S.A.E. 1 1/32" I.D. Hose: 80062 (12"), 80063 (24"), 80064 (36"), 81353 (25").  
 ★ Cut From S.A.E. 3/8" I.D. Hose: 71224 (24"), 71236 (36"), 71206 (48"), 81206 (25"). May Also Use 3/8" C.P.E.  
 ✦ Cut From S.A.E. 5/8" I.D. Hose: 71351 (36").  
 □ Cut From 1/2" I.D. Suction Hose: 71296 (36"), 81354 (10').  
 ✧ Cut From 5/8" I.D. Suction Hose: 71207 (42"), 81355 (10').  
 ✨ Cut From 3/4" I.D. Suction Hose: 71297 (36"), 81356 (10').  
 ☆ See Page A14 For Pump or Gear Identification.

② Two Required.  
 ③ Three Required.  
 ④ Four Required.  
 ✂ Cut To Fit.  
 ✪ Replaces Both Upper and Lower Hose.  
 ▲ 252660 Adaptor Required For Some Models.  
 ✦ See Page A6 For Installation Procedure.





# Power Steering Hose for Passenger Cars

| Application   | Assembly Number | Multi-Use Hose | End Fitting | Application   | Assembly Number | Multi-Use Hose | End Fitting |
|---|-----------------|----------------|-------------|---|-----------------|----------------|-------------|
| <b>CHEVROLET - Continued</b>  |                 |                |             | <b>CHEVROLET - Continued</b>                                  |                 |                |             |
| <b>CAPRICE - Continued</b>  |                 |                |             | <b>CAPRICE - Continued</b>                                    |                 |                |             |
| <b>1980 - Continued</b>   |                 |                |             | <b>1972 - Continued</b>                                       |                 |                |             |
| <b>V-6 3.8 L ENG. - Continued</b>   |                 |                |             | <b>V-8 402 ENG.</b>   |                 |                |             |
| Return; Eng. VIN K; W/O Calif. Emission System.....   |                 | *18"           | 39106       | Pressure; W/4-Bbl. Carb.....                                  | 70255           |                |             |
|   |                 |                |             | Pressure; W/O 4-Bbl. Carb.....                                | 70263           |                |             |
|   |                 |                |             | Return .....  |                 | *22"           |             |
| <b>V-8 4.4 L ENG.; V-8 5.0 L ENG.; V-8 5.7 L ENG.</b>   |                 |                |             | <b>V-8 454 ENG.</b>   |                 |                |             |
| Pressure .....  | 71074           |                |             | Pressure .....  | 70255           |                |             |
| Return .....  |                 | *20"           | 39106       | Return .....  |                 | *22"           |             |
| <b>V-8 5.7 L DIESEL ENG.</b>  |                 |                |             | <b>1971</b>   |                 |                |             |
| Pressure - Hydroboost To Gear; OE design change from a pressure pipe to a pressure hose. Use hose listed as replacement part..... | 71068           |                |             | <b>V-8 350 ENG.; V-8 402 ENG.</b>                             |                 |                |             |
| Pressure - Pump To Hydroboost.....  | 71089           |                |             | Pressure .....  | 70260           |                |             |
| Return - Gear To Pump.....  |                 | *18"           | 39106       | Return .....  |                 | *28"           |             |
| Return - Hydroboost To Pump.....  |                 | *48"           |             | <b>V-8 400 ENG.</b>   |                 |                |             |
| <b>1979</b>   |                 |                |             | <b>V-8 400 ENG.</b>   |                 |                |             |
| <b>6-CYL. 250 ENG.</b>  |                 |                |             | <b>V-8 454 ENG.</b>   |                 |                |             |
| Pressure; W/A.P.....  | 80133           |                |             | Pressure .....  | 70255           |                |             |
| Pressure; W/O A.P.....  | 70247           |                |             | Pressure; W/O 4-Bbl. Carb.....                                | 70260           |                |             |
| Return; W/A.P.....  | ✕70518          | ★              |             | Return .....  |                 | *28"           |             |
| Return; W/O A.P.....  | ✕70177          | *18"           | 39859       | <b>1970</b>   |                 |                |             |
| <b>V-8 305 ENG.; V-8 350 ENG.</b>   |                 |                |             | <b>V-8 350 ENG.; V-8 400 ENG.; V-8 454 ENG.</b>               |                 |                |             |
| Pressure .....  | 70260           |                |             | Pressure .....  | ▲71057          |                |             |
| Return .....  | ✕70518          | *20"           | 39135       | Return .....  | ✕70518          | *32"           | 39859       |
| <b>1978</b>   |                 |                |             | <b>1969</b>   |                 |                |             |
| <b>6-CYL. 250 ENG.</b>  |                 |                |             | <b>V-8 327 ENG.; V-8 350 ENG.; V-8 396 ENG.; V-8 427 ENG.</b> |                 |                |             |
| Pressure; W/A.P.....  | 80133           |                |             | Pressure .....  | 71057           |                |             |
| Pressure; W/O A.P.....  | 70247           |                |             | Return .....  | ✕70518          | *33"           | 39859       |
| Return; W/A.P.....  | ✕70518          | ★              |             | <b>1968</b>   |                 |                |             |
| Return; W/O A.P.....  | ✕70177          | *18"           | 39859       | <b>V-8 307 ENG.; V-8 327 ENG.</b>                             |                 |                |             |
| <b>V-8 305 ENG.</b>   |                 |                |             | <b>V-8 307 ENG.; V-8 327 ENG.</b>                             |                 |                |             |
| Pressure .....  | 70277           |                |             | Pressure .....  | 70216           |                |             |
| Return .....  | ✕70518          | *20"           | 39135       | Return .....  |                 | *33"           |             |
| <b>V-8 350 ENG.</b>   |                 |                |             | <b>V-8 396 ENG.; V-8 427 ENG.</b>                             |                 |                |             |
| Pressure .....  | 70260           |                |             | Pressure .....  |                 |                |             |
| Return .....  | ✕70518          | *20"           | 39135       | Return .....  |                 | *33"           |             |
| <b>1977</b>   |                 |                |             | <b>1967</b>   |                 |                |             |
| <b>6-CYL. 250 ENG.</b>  |                 |                |             | <b>V-8 283 ENG.; V-8 327 ENG.</b>                             |                 |                |             |
| Pressure; W/A.P.....  | 80133           |                |             | Pressure .....  | 70216           |                |             |
| Pressure; W/O A.P.....  | 80132           |                |             | Return .....  |                 | *33"           |             |
| Return .....  | ✕70518          | *16"           | 39859       | <b>V-8 396 ENG.; V-8 427 ENG.</b>                             |                 |                |             |
| <b>V-8 305 ENG.; V-8 350 ENG.</b>   |                 |                |             | <b>V-8 396 ENG.; V-8 427 ENG.</b>                             |                 |                |             |
| Pressure .....  | 80116           |                |             | Pressure .....  | ◇71307          |                |             |
| Return .....  | ✕70518          | *20"           | 39135       | Return .....  |                 | *33"           |             |
| <b>1976-1973</b>  |                 |                |             | <b>1966</b>   |                 |                |             |
| <b>V-8 350 ENG.; V-8 400 ENG.</b>   |                 |                |             | <b>V-8 283 ENG.; V-8 327 ENG.</b>                             |                 |                |             |
| Pressure .....  | 70263           |                |             | Pressure .....  | 70216           |                |             |
| Return .....  | ✕70518          | *20"           | 39135       | Return .....  |                 | *33"           |             |
| <b>V-8 454 ENG.</b>   |                 |                |             | <b>V-8 396 ENG.; V-8 427 ENG.</b>                             |                 |                |             |
| Pressure .....  | 70269           |                |             | Pressure .....  |                 |                |             |
| Return .....  | ✕70551          | *24"           | 39135       | Return .....  |                 | *33"           |             |
| <b>1972</b>   |                 |                |             | <b>CAVALIER</b>   |                 |                |             |
| <b>V-8 350 ENG.; V-8 400 ENG.</b>   |                 |                |             | <b>1995</b>   |                 |                |             |
| Pressure .....  | 70263           |                |             | <b>4-CYL. 2.2 L ENG.</b>                                      |                 |                |             |
| Return .....  |                 | *22"           |             | Pressure .....  | 80049           |                |             |
|   |                 |                |             | Return .....  | 91804           |                |             |

\* Cut From C.P.E. 3/8" I.D. Hose: 71350 (48"), 81352 (25').  
 † Cut From S.A.E. 11/32" I.D. Hose: 80062 (12"), 80063 (24"), 80064 (36"), 81353 (25').  
 ★ Cut From S.A.E. 3/8" I.D. Hose: 71224 (24"), 71236 (36"), 71206 (48"), 81206 (25'). May Also Use 3/8" C.P.E.  
 ❖ Cut From S.A.E. 5/8" I.D. Hose: 71351 (36").  
 □ Cut From 1/2" I.D. Suction Hose: 71296 (36"), 81354 (10').  
 ❖ Cut From 5/8" I.D. Suction Hose: 71207 (42"), 81355 (10').  
 \* Cut From 3/4" I.D. Suction Hose: 71297 (36"), 81356 (10').  
 ☆ See Page A14 For Pump or Gear Identification.

Ⓜ Two Required.  
 Ⓝ Three Required.  
 Ⓞ Four Required.  
 ✕ Cut To Fit.  
 ▲ Replaces Both Upper and Lower Hose.  
 ▲ 252660 Adaptor Required For Some Models.  
 ❖ See Page A6 For Installation Procedure.

SYSTEM PUMP & GEAR IDENT.

SYSTEM & COMPONENT IDENT.

PASS. CARS

LIGHT TRUCKS

MEDIUM/HEAVY TRUCKS

BUSES

HOSE NUMERICAL

REPAIR KITS

KIT NUMERICAL

ILLUSTRATIONS

# Power Steering Hose for Passenger Cars

|                                      | Application                             | Assembly Number | Multi-Use Hose | End Fitting | Application                           | Assembly Number | Multi-Use Hose | End Fitting |
|--------------------------------------|---|-----------------|----------------|-------------|---------------------------------------|-----------------|----------------|-------------|
| <b>SYSTEM PUMP &amp; GEAR IDENT.</b> | <b>CHEVROLET - Continued</b>            |                 |                |             | <b>CHEVROLET - Continued</b>          |                 |                |             |
| <b>SYSTEM &amp; COMPONENT IDENT.</b> | <b>CAVALIER - Continued</b>             |                 |                |             | <b>CAVALIER - Continued</b>           |                 |                |             |
| <b>PASS. CARS</b>                    | <b>1995 - Continued</b>                 |                 |                |             | <b>1986</b>                           |                 |                |             |
|                                      | <b>4-CYL. 2.3 L ENG.</b>                |                 |                |             | <b>4-CYL. 2.0 L ENG.</b>              |                 |                |             |
|                                      | Pressure - To Gear.....                 | 80050           |                |             | Pressure .....                        | 71273           |                |             |
|                                      | Return - From Gear.....                 | 80052           |                |             | Return - Cooler To Pump.....          |                 | *44"           |             |
|                                      | <b>1994-1993</b>                        |                 |                |             | <b>4-CYL. 2.0 L ENG.</b>              |                 |                |             |
|                                      | <b>4-CYL. 2.2 L ENG.</b>                |                 |                |             | <b>V-6 2.8 L ENG.</b>                 |                 |                |             |
|                                      | Pressure .....                          | 71411           |                |             | Pressure - From Pump.....             | 71317           |                |             |
|                                      | Return .....                            | <70442          |                |             | Pressure - To Gear.....               | 71271           |                |             |
|                                      | <b>V-6 3.1 L ENG.</b>                   |                 |                |             | Reservoir .....                       |                 |                |             |
|                                      | Pressure - From Pump.....               | 91958           |                |             | Return - Cooler To Reservoir.....     |                 | ✱              | *36"        |
|                                      | Pressure - To Gear.....                 | 91717           |                |             | Return - Cooler Tube; W/Cooler.....   | 91938           |                |             |
|                                      | Return - From Gear; W/Auto. Trans. .... | 91649           |                |             | Return - Gear To Cooler .....         | 91648           |                |             |
|                                      | Return - From Gear; W/Man. Trans. ....  | <70442          |                |             | <b>1985</b>                           |                 |                |             |
|                                      | <b>1992-1990</b>                        |                 |                |             | <b>4-CYL. 2.0 L ENG.</b>              |                 |                |             |
|                                      | <b>4-CYL. 2.2 L ENG.</b>                |                 |                |             | Pressure .....                        |                 |                |             |
|                                      | Pressure .....                          | 71411           |                |             | Reservoir .....                       | 71273           |                |             |
|                                      | Return .....                            | <70442          |                |             | Return - Cooler To Pump.....          |                 | ✱              | *44"        |
|                                      | <b>V-6 3.1 L ENG.</b>                   |                 |                |             | Return - Cooler Tube; W/Cooler.....   |                 |                |             |
|                                      | Pressure - From Pump.....               | 91958           |                |             | Return - Gear To Pipe; W/Cooler ..... | 91938           |                |             |
|                                      | Pressure - To Gear.....                 | 91717           |                |             | Return - Pipe To Cooler.....          | 71320           |                | *10"        |
|                                      | Return - Cooler To Pump.....            |                 | *42"           |             | <b>V-6 2.8 L ENG.</b>                 |                 |                |             |
|                                      | Return - Cooler Tube; W/Cooler .....    | 91938           |                |             | Pressure - From Pump.....             | 71317           |                |             |
|                                      | Return - Gear To Cooler .....           | 91649           |                |             | Pressure - To Gear.....               | 71271           |                |             |
|                                      | <b>1989</b>                             |                 |                |             | Reservoir .....                       |                 |                |             |
|                                      | <b>4-CYL. 2.0 L ENG.</b>                |                 |                |             | Return - Cooler To Pump.....          |                 |                |             |
|                                      | Pressure .....                          | 71411           |                |             | Return - Cooler Tube; W/Cooler .....  | 91938           |                |             |
|                                      | Return .....                            | <70442          |                |             | Return - Gear To Pipe; W/Cooler ..... | 71320           |                | *10"        |
|                                      | <b>V-6 2.8 L ENG.</b>                   |                 |                |             | Return - Pipe To Cooler.....          |                 |                |             |
|                                      | Pressure - From Pump.....               | 91958           |                |             | <b>1984</b>                           |                 |                |             |
|                                      | Pressure - To Gear.....                 | 91717           |                |             | <b>4-CYL. 2.0 L ENG.</b>              |                 |                |             |
|                                      | Return - Cooler To Pump.....            |                 | *42"           |             | Pressure - From Pump.....             | 71181           |                |             |
|                                      | Return - Cooler Tube; W/Cooler .....    | 91938           |                |             | Pressure - To Gear.....               | 71316           |                |             |
|                                      | Return - Gear To Cooler .....           | 91649           |                |             | Reservoir .....                       | 80163           |                |             |
|                                      | <b>1988</b>                             |                 |                |             | Return - Cooler To Pump.....          |                 |                |             |
|                                      | <b>4-CYL. 2.0 L ENG.</b>                |                 |                |             | Return - Gear To Cooler .....         |                 |                |             |
|                                      | Pressure .....                          | 71406           |                |             | Return - Cooler Tube; W/Cooler .....  | 91938           |                | *36"        |
|                                      | Return .....                            | <70442          |                |             | Return - Gear To Cooler .....         | 91649           |                | *13"        |
|                                      | <b>V-6 2.8 L ENG.</b>                   |                 |                |             | <b>1983</b>                           |                 |                |             |
|                                      | Pressure - From Pump.....               | 91958           |                |             | <b>4-CYL. 2.0 L ENG.</b>              |                 |                |             |
|                                      | Pressure - To Gear.....                 | 70418           |                |             | Pressure - From Pump.....             | 71181           |                |             |
|                                      | Return - Cooler To Pump.....            |                 | *42"           |             | Pressure - To Gear.....               | 71315           |                |             |
|                                      | Return - Cooler Tube; W/Cooler .....    | 91938           |                |             | Reservoir .....                       | 80163           |                |             |
|                                      | Return - Gear To Cooler .....           | 91649           |                |             | Return - Cooler To Pump.....          |                 |                | *18"        |
|                                      | <b>1987</b>                             |                 |                |             | Return - Gear To Cooler .....         |                 |                |             |
|                                      | <b>4-CYL. 2.0 L ENG.</b>                |                 |                |             | <b>1982</b>                           |                 |                |             |
|                                      | Pressure .....                          | 71273           |                |             | <b>4-CYL. 1.8 L ENG.</b>              |                 |                |             |
|                                      | Return - Cooler To Pump.....            |                 | *26"           |             | Pressure - From Pump.....             | 71181           |                |             |
|                                      | Return - Cooler Tube; W/Cooler .....    | 91938           |                |             | Pressure - To Gear.....               | 71315           |                |             |
|                                      | Return - Gear To Cooler .....           | 91649           |                |             | Reservoir .....                       | 80163           |                |             |
|                                      | <b>V-6 2.8 L ENG.</b>                   |                 |                |             | Return - To Pump.....                 |                 |                |             |
|                                      | Pressure - From Pump.....               | 91958           |                |             | <b>CELEBRITY</b>                      |                 |                |             |
|                                      | Pressure - To Gear.....                 | 70418           |                |             | <b>1990</b>                           |                 |                |             |
|                                      | Return - Cooler To Pump.....            |                 | *42"           |             | <b>4-CYL. 2.5 L ENG.</b>              |                 |                |             |
|                                      | Return - Cooler Tube; W/Cooler .....    | 91938           |                |             | Pressure .....                        | 91655           |                |             |
|                                      | Return - Gear To Cooler .....           | 91649           |                |             | Return .....                          | 91551           |                |             |
|                                      | <b>1987</b>                             |                 |                |             | <b>V-6 3.1 L ENG.</b>                 |                 |                |             |
|                                      | <b>4-CYL. 2.0 L ENG.</b>                |                 |                |             | Pressure .....                        |                 |                |             |
|                                      | Pressure .....                          | 71273           |                |             | Return - Cooler To Pipe.....          | 91658           |                | *10"        |
|                                      | Return - Cooler To Pump.....            |                 | *26"           |             |                                       |                 |                |             |
|                                      | Return - Cooler Tube; W/Cooler .....    | 91938           |                |             |                                       |                 |                |             |
|                                      | Return - Gear To Cooler .....           | 91649           |                |             |                                       |                 |                |             |

**ILLUSTRATIONS**

\* Cut From C.P.E. 3/8" I.D. Hose: 71350 (48"), 81352 (25').  
 † Cut From S.A.E. 11/32" I.D. Hose: 80062 (12"), 80063 (24"), 80064 (36"), 81353 (25').  
 ★ Cut From S.A.E. 3/8" I.D. Hose: 71224 (24"), 71236 (36"), 71206 (48"), 81206 (25'). May Also Use 3/8" C.P.E.  
 ✱ Cut From S.A.E. 5/8" I.D. Hose: 71351 (36").  
 □ Cut From 1/2" I.D. Suction Hose: 71296 (36"), 81354 (10').  
 ✧ Cut From 5/8" I.D. Suction Hose: 71207 (42"), 81355 (10').  
 ✨ Cut From 3/4" I.D. Suction Hose: 71297 (36"), 81356 (10').  
 ☆ See Page A14 For Pump or Gear Identification.

Ⓜ Two Required.  
 Ⓝ Three Required.  
 Ⓞ Four Required.  
 ✂ Cut To Fit.  
 ⚙ Replaces Both Upper and Lower Hose.  
 ▲ 252660 Adaptor Required For Some Models.  
 ✦ See Page A6 For Installation Procedure.

# Power Steering Hose for Passenger Cars

| Application  | Assembly Number | Multi-Use Hose | End Fitting | Application                                     | Assembly Number | Multi-Use Hose | End Fitting |
|--|-----------------|----------------|-------------|---|-----------------|----------------|-------------|
| <b>CHEVROLET - Continued</b>                       |                 |                |             | <b>CHEVROLET - Continued</b>                    |                 |                |             |
| <b>CELEBRITY - Continued</b>                       |                 |                |             | <b>CELEBRITY - Continued</b>                    |                 |                |             |
| <b>1990 - Continued</b>                            |                 |                |             | <b>1985 - Continued</b>                         |                 |                |             |
| <b>V-6 3.1 L ENG. - Continued</b>                  |                 |                |             | <b>V-6 4.3 L DIESEL ENG.</b>                    |                 |                |             |
| Return - From Gear .....                           | 91937           |                |             | Pressure .....                                  | 91509           |                |             |
| Return - Pipe To Pump; W/Cooler .....              |                 | *3"            |             | Reservoir .....                                 |                 | ✦              |             |
| <b>1989-1988</b>                                   |                 |                |             | <b>1984</b>                                     |                 |                |             |
| <b>4-CYL. 2.5 L ENG.</b>                           |                 |                |             | <b>4-CYL. 2.5 L ENG.</b>                        |                 |                |             |
| Pressure .....                                     | 91655           |                |             | Pressure - From Pump .....                      | 91526           |                |             |
| Return .....                                       | 91551           |                |             | Pressure - To Gear .....                        | 71188           |                |             |
| <b>V-6 2.8 L ENG.</b>                              |                 |                |             | <b>V-6 2.8 L ENG.</b>                           |                 |                |             |
| Pressure .....                                     | 91658           |                |             | Return - From Gear .....                        | ✧71322          |                |             |
| Return - Cooler To Pipe .....                      |                 | *10"           |             | Return - To Pump .....                          |                 | *5"            |             |
| Return - From Gear .....                           | 91937           |                |             | <b>V-6 2.8 L ENG.</b>                           |                 |                |             |
| Return - Pipe To Pump; W/Cooler .....              |                 | *3"            |             | Pressure; W/O A.C. ....                         | 91864           |                |             |
| <b>1987</b>  |                 |                |             | <b>V-6 4.3 L DIESEL ENG.</b>                    |                 |                |             |
| <b>4-CYL. 2.5 L ENG.</b>                           |                 |                |             | <b>V-6 4.3 L DIESEL ENG.</b>                    |                 |                |             |
| Pressure; Early; W/18mm End Fittings ..            | 91865           |                |             | Pressure .....                                  | 91509           |                |             |
| Pressure; Late; W/16, 18mm End Fittings ..         | 91656           |                |             | Reservoir .....                                 |                 | ✦              |             |
| Return .....                                       | 91551           |                |             | <b>1983</b>                                     |                 |                |             |
| <b>V-6 2.8 L ENG.</b>                              |                 |                |             | <b>4-CYL. 2.5 L ENG.</b>                        |                 |                |             |
| Pressure - Pump To Tee .....                       | 91631           |                |             | Pressure - From Pump .....                      | 91526           |                |             |
| Return - Cooler To Pipe .....                      |                 | *10"           |             | Pressure - To Gear .....                        | 71188           |                |             |
| Return - From Gear .....                           | 91937           |                |             | Return - From Gear .....                        | 71322           |                |             |
| Return - Pipe To Pump; W/Cooler .....              |                 | *3"            |             | Return - To Pump .....                          |                 | *5"            |             |
| <b>1986</b>  |                 |                |             | <b>V-6 2.8 L ENG.</b>                           |                 |                |             |
| <b>4-CYL. 2.5 L ENG.</b>                           |                 |                |             | <b>V-6 2.8 L ENG.</b>                           |                 |                |             |
| Pressure - From Pump .....                         | 91526           |                |             | Pressure; W/O A.C. ....                         | 91864           |                |             |
| Pressure - To Gear .....                           | 71188           |                |             | Pressure - Pump To Tee; W/A.C. ....             | 39137           |                |             |
| Return - From Gear .....                           | ✧71322          |                |             | Pressure - Tee To Gear; W/A.C. ....             | 91502           |                |             |
| <b>V-6 2.8 L ENG.</b>                              |                 |                |             | <b>V-6 4.3 L DIESEL ENG.</b>                    |                 |                |             |
| Pressure; W/Fuel Inj. ....                         | 91538           |                |             | Reservoir .....                                 |                 | ✦              |             |
| Pressure; W/O A.C.; W/O Fuel Inj. ....             | 91864           |                |             | <b>1982</b>                                     |                 |                |             |
| Pressure - Pump To Tee; W/A.C.; W/O Fuel Inj. .... | 39137           |                |             | <b>4-CYL. 2.5 L ENG.</b>                        |                 |                |             |
| Pressure - Tee To Gear; W/A.C.; W/O Fuel Inj. .... | 91502           |                |             | Pressure - From Pump .....                      | 91526           |                |             |
| Return; W/Auto. Trans.; W/Fuel Inj. ....           | 91551           |                |             | Pressure - To Gear .....                        | 71188           |                |             |
| Return; W/Man. Trans.; W/Fuel Inj. ....            | ✧71322          |                |             | Return - From Gear .....                        | 71322           |                |             |
| Return; W/O A.C.; W/O Fuel Inj. ....               | 91551           |                |             | Return - To Pump .....                          |                 | *5"            |             |
| Return - Tee To Gear; W/A.C.; W/O Fuel Inj. ....   | 91551           |                |             | <b>V-6 2.8 L ENG.</b>                           |                 |                |             |
| <b>1985</b>  |                 |                |             | <b>V-6 2.8 L ENG.</b>                           |                 |                |             |
| <b>4-CYL. 2.5 L ENG.</b>                           |                 |                |             | <b>V-6 2.8 L ENG.</b>                           |                 |                |             |
| Pressure - From Pump .....                         | 91526           |                |             | Pressure - From Pump .....                      | 71189           |                |             |
| Pressure - To Gear .....                           | 71188           |                |             | Pressure - To Gear .....                        | 91530           |                |             |
| Return - From Gear .....                           | ✧71322          |                |             | Return - From Gear .....                        | 91551           |                |             |
| Return - To Pump .....                             |                 | *7"            |             | <b>V-6 4.3 L DIESEL ENG.</b>                    |                 |                |             |
| <b>V-6 2.8 L ENG.</b>                              |                 |                |             | <b>V-6 4.3 L DIESEL ENG.</b>                    |                 |                |             |
| Pressure; W/Fuel Inj.; Early .....                 | 91502           |                |             | Reservoir .....                                 |                 | ✦              |             |
| Pressure; W/Fuel Inj.; Late .....                  | 91538           |                |             | <b>CHEVELLE</b>                                 |                 |                |             |
| Pressure; W/O A.C.; W/O Fuel Inj. ....             | 91864           |                |             | <b>1976</b>                                     |                 |                |             |
| Pressure - Pump To Tee; W/A.C.; W/O Fuel Inj. .... | 39137           |                |             | <b>V-8 305 ENG.; V-8 350 ENG.; V-8 400 ENG.</b> |                 |                |             |
| Pressure - Tee To Gear; W/A.C.; W/O Fuel Inj. .... | 91502           |                |             | Pressure .....                                  | 70260           |                |             |
| Return; W/O Cooler .....                           | 91551           |                |             | Return .....                                    | ✧70518          | *24"           | 39135       |
| Return - Cooler To Pump .....                      |                 | *7"            |             | <b>1975</b>                                     |                 |                |             |
| Return - Gear To Cooler .....                      |                 | *12"           |             | <b>V-8 350 ENG.; V-8 400 ENG.</b>               |                 |                |             |
|  |                 |                |             | Pressure .....                                  | 70260           |                |             |
|  |                 |                |             | Return .....                                    | ✧70518          | *24"           | 39135       |

\* Cut From C.P.E. 3/8" I.D. Hose: 71350 (48"), 81352 (25').  
 † Cut From S.A.E. 11/32" I.D. Hose: 80062 (12"), 80063 (24"), 80064 (36"), 81353 (25').  
 ★ Cut From S.A.E. 3/8" I.D. Hose: 71224 (24"), 71236 (36"), 71206 (48"), 81206 (25'). May Also Use 3/8" C.P.E.  
 ✦ Cut From S.A.E. 5/8" I.D. Hose: 71351 (36").  
 □ Cut From 1/2" I.D. Suction Hose: 71296 (36"), 81354 (10').  
 ✧ Cut From 5/8" I.D. Suction Hose: 71207 (42"), 81355 (10').  
 ✨ Cut From 3/4" I.D. Suction Hose: 71297 (36"), 81356 (10').  
 ☆ See Page A14 For Pump or Gear Identification.

Ⓜ Two Required.  
 Ⓝ Three Required.  
 Ⓞ Four Required.  
 ✧ Cut To Fit.  
 ✨ Replaces Both Upper and Lower Hose.  
 ▲ 252660 Adaptor Required For Some Models.  
 ✦ See Page A6 For Installation Procedure.

SYSTEM PUMP & GEAR IDENT.

SYSTEM & COMPONENT IDENT.

PASS. CARS

LIGHT TRUCKS

MEDIUM/HEAVY TRUCKS

BUSES

HOSE NUMERICAL

REPAIR KITS

KIT NUMERICAL

ILLUSTRATIONS

# Power Steering Hose for Passenger Cars

|                                      | Application                             | Assembly Number | Multi-Use Hose | End Fitting | Application   | Assembly Number | Multi-Use Hose | End Fitting |
|--------------------------------------|---|-----------------|----------------|-------------|---|-----------------|----------------|-------------|
| <b>SYSTEM PUMP &amp; GEAR IDENT.</b> | <b>CHEVROLET - Continued</b>            |                 |                |             | <b>CHEVROLET - Continued</b>                        |                 |                |             |
| <b>SYSTEM &amp; COMPONENT IDENT.</b> | <b>CHEVELLE - Continued</b>             |                 |                |             | <b>CHEVELLE - Continued</b>                         |                 |                |             |
| <b>PASS. CARS</b>                    | <b>1974</b>                             |                 |                |             | <b>1969 - Continued</b>                             |                 |                |             |
|                                      | <b>V-8 350 ENG.; V-8 400 ENG.</b>       |                 |                |             | <b>6-CYL. 230 ENG.; 6-CYL. 250 ENG. - Continued</b> |                 |                |             |
|                                      | Pressure .....                          | 80123           |                |             | Return .....  | 70551           | ★22"           | 39135       |
|                                      | Return .....                            | 70518           | ★24"           | 39135       | <b>V-8 307 ENG.; V-8 350 ENG.</b>                   |                 |                |             |
|                                      | <b>V-8 454 ENG.</b>                     |                 |                |             | Pressure .....                                      |                 |                |             |
|                                      | Pressure .....                          | 70269           |                |             | Return .....  | 70551           | ★25"           | 39135       |
|                                      | Return .....                            | 70518           | ★24"           | 39135       | <b>V-8 396 ENG.</b>                                 |                 |                |             |
|                                      | <b>1973</b>                             |                 |                |             | Pressure .....                                      |                 |                |             |
|                                      | <b>6-CYL. 250 ENG.</b>                  |                 |                |             | Return .....  |                 |                |             |
|                                      | Pressure .....                          | 71058           |                |             | Pressure .....                                      | 70230           |                |             |
|                                      | Return .....                            | 70629           | ★22"           | 39859       | Return .....  | 70551           | ★25"           | 39135       |
|                                      | <b>V-8 307 ENG.; V-8 350 ENG.</b>       |                 |                |             | <b>1968</b>   |                 |                |             |
|                                      | Pressure .....                          | 80123           |                |             | <b>6-CYL. 230 ENG.; 6-CYL. 250 ENG.</b>             |                 |                |             |
|                                      | Return .....                            | 70518           | ★24"           | 39135       | Pressure .....                                      | 71058           |                |             |
|                                      | <b>V-8 454 ENG.</b>                     |                 |                |             | Return .....  | 70551           | ★15"           | 39135       |
|                                      | Pressure .....                          | 70263           |                |             | <b>V-8 307 ENG.</b>                                 |                 |                |             |
|                                      | Return .....                            | 70518           | ★24"           | 39135       | Pressure .....                                      | 70213           |                |             |
|                                      | <b>1972</b>                             |                 |                |             | Return .....  |                 | ★24"           |             |
|                                      | <b>6-CYL. 250 ENG.</b>                  |                 |                |             | <b>V-8 327 ENG.</b>                                 |                 |                |             |
|                                      | Pressure .....                          | 71058           |                |             | Pressure .....                                      | 70213           |                |             |
|                                      | Return .....                            | 70629           | ★22"           | 39859       | Return .....  | 70551           | ★32"           | 39135       |
|                                      | <b>V-8 307 ENG.; V-8 350 ENG.</b>       |                 |                |             | <b>V-8 396 ENG.</b>                                 |                 |                |             |
|                                      | Pressure .....                          | 80123           |                |             | Pressure .....                                      | 80112           |                |             |
|                                      | Return .....                            | 70518           | ★24"           | 39135       | Return .....  |                 | ★25"           |             |
|                                      | <b>V-8 402 ENG.; V-8 454 ENG.</b>       |                 |                |             | <b>1967</b>   |                 |                |             |
|                                      | Pressure .....                          | 70269           |                |             | <b>6-CYL. 230 ENG.; 6-CYL. 250 ENG.</b>             |                 |                |             |
|                                      | Return .....                            | 70518           | ★24"           | 39135       | Return .....  |                 | ★24"           |             |
|                                      | <b>1971</b>                             |                 |                |             | <b>V-8 283 ENG.; V-8 327 ENG.; V-8 396 ENG.</b>     |                 |                |             |
|                                      | <b>6-CYL. 250 ENG.</b>                  |                 |                |             | Pressure .....                                      | 70213           |                |             |
|                                      | Pressure .....                          | 71058           |                |             | Return .....  |                 | ★24"           |             |
|                                      | Return .....                            | 70551           | ★22"           | 39135       | <b>1966-1965</b>                                    |                 |                |             |
|                                      | <b>V-8 307 ENG.; V-8 350 ENG.</b>       |                 |                |             | <b>6-CYL. 194 ENG.; 6-CYL. 230 ENG.</b>             |                 |                |             |
|                                      | Pressure .....                          | 70263           |                |             | Return .....  |                 | ★24"           |             |
|                                      | Return .....                            | 70518           | ★28"           | 39135       | <b>V-8 283 ENG.; V-8 327 ENG.</b>                   |                 |                |             |
|                                      | <b>V-8 400 ENG.</b>                     |                 |                |             | Pressure .....                                      |                 |                |             |
|                                      | Pressure; W/2-Bbl. Carb. ....           | 70255           |                |             | Return .....  | 70213           |                |             |
|                                      | Pressure; W/4-Bbl. Carb. ....           | 70269           |                |             | Return .....  |                 | ★25"           |             |
|                                      | Return .....                            | 70551           | ★28"           | 39135       | <b>V-8 396 ENG.</b>                                 |                 |                |             |
|                                      | <b>V-8 402 ENG.; V-8 454 ENG.</b>       |                 |                |             | Return .....  |                 |                |             |
|                                      | Pressure .....                          | 70269           |                |             |   |                 | ★25"           |             |
|                                      | Return .....                            | 70518           | ★28"           | 39135       | <b>1964</b>   |                 |                |             |
|                                      | <b>1970</b>                             |                 |                |             | <b>6-CYL. 194 ENG.; 6-CYL. 230 ENG.</b>             |                 |                |             |
|                                      | <b>6-CYL. 250 ENG.</b>                  |                 |                |             | Return .....  |                 |                |             |
|                                      | Pressure .....                          | 71058           |                |             | <b>V-8 283 ENG.; V-8 327 ENG.</b>                   |                 |                |             |
|                                      | Return .....                            | 70551           | ★22"           | 39135       | Pressure .....                                      | 70213           |                |             |
|                                      | <b>V-8 307 ENG.; V-8 350 ENG.</b>       |                 |                |             | Return .....  |                 | ★25"           |             |
|                                      | Pressure .....                          | 70263           |                |             | <b>CHEVETTE</b>                                     |                 |                |             |
|                                      | Return .....                            | 70518           | ★28"           | 39135       | <b>1987</b>   |                 |                |             |
|                                      | <b>V-8 402 ENG.; V-8 454 ENG.</b>       |                 |                |             | <b>4-CYL. 1.6 L ENG.</b>                            |                 |                |             |
|                                      | Pressure .....                          | 70269           |                |             | Pressure .....                                      | 71213           |                |             |
|                                      | Return .....                            | 70518           | ★28"           | 39135       | Reservoir .....                                     |                 | ✱14"           |             |
|                                      | <b>1969</b>                             |                 |                |             | Return .....  |                 | ✱36"           |             |
|                                      | <b>6-CYL. 230 ENG.; 6-CYL. 250 ENG.</b> |                 |                |             | <b>1986-1983</b>                                    |                 |                |             |
|                                      | Pressure .....                          | 71058           |                |             | <b>4-CYL. 1.6 L ENG.</b>                            |                 |                |             |

\* Cut From C.P.E. 3/8" I.D. Hose: 71350 (48"), 81352 (25").  
 † Cut From S.A.E. 11/32" I.D. Hose: 80062 (12"), 80063 (24"), 80064 (36"), 81353 (25").  
 ★ Cut From S.A.E. 3/8" I.D. Hose: 71224 (24"), 71236 (36"), 71206 (48"), 81206 (25"). May Also Use 3/8" C.P.E.  
 ✱ Cut From S.A.E. 5/8" I.D. Hose: 71351 (36").  
 □ Cut From 1/2" I.D. Suction Hose: 71296 (36"), 81354 (10').  
 ✧ Cut From 5/8" I.D. Suction Hose: 71207 (42"), 81355 (10').  
 ✨ Cut From 3/4" I.D. Suction Hose: 71297 (36"), 81356 (10').  
 ☆ See Page A14 For Pump or Gear Identification.

② Two Required.  
 ③ Three Required.  
 ④ Four Required.  
 ✱ Cut To Fit.  
 ✨ Replaces Both Upper and Lower Hose.  
 ✧ 252660 Adaptor Required For Some Models.  
 ✨ See Page A6 For Installation Procedure.



# Power Steering Hose for Passenger Cars

| Application  | Assembly Number | Multi-Use Hose | End Fitting | Application                         | Assembly Number | Multi-Use Hose | End Fitting |
|--|-----------------|----------------|-------------|-------------------------------------|-----------------|----------------|-------------|
| <b>CHEVROLET - Continued</b>                                   |                 |                |             | <b>CHEVROLET - Continued</b>        |                 |                |             |
| <b>CHEVETTE - Continued</b>                                    |                 |                |             | <b>CITATION - Continued</b>         |                 |                |             |
| <b>1986-1983 - Continued</b>                                   |                 |                |             | <b>1985 - Continued</b>             |                 |                |             |
| <b>4-CYL. 1.6 L ENG. - Continued</b>                           |                 |                |             | <b>V-6 2.8 L ENG.</b>               |                 |                |             |
| Return.....  |                 | *36"           |             | Pressure; W/Fuel Inj. ....          | 91538           |                |             |
| <b>4-CYL. 1.8 L DIESEL ENG.</b>                                |                 |                |             | Pressure; W/O A.C. ....             | 91864           |                |             |
| Reservoir .....  |                 | ✦10"           |             | Pressure - Pump To Tee; W/A.C.; W/O |                 |                |             |
| Return.....  |                 | *33"           |             | Fuel Inj. ....                      | 39137           |                |             |
| <b>1982</b>  |                 |                |             | Pressure - Tee To Gear; W/A.C.; W/O |                 |                |             |
| <b>4-CYL. 1.6 L ENG.</b>                                       |                 |                |             | Fuel Inj. ....                      | 91502           |                |             |
| Pressure; Early.....   | 71213           |                |             | Return; W/Auto. Trans. ....         | 91551           |                |             |
| Pressure; Late.....  | 71120           |                |             | Return; W/Man. Trans.....           |                 | *              |             |
| Return.....  |                 | *36"           |             | <b>1984-1983</b>                    |                 |                |             |
| <b>4-CYL. 1.8 L DIESEL ENG.</b>                                |                 |                |             | <b>4-CYL. 2.5 L ENG.</b>            |                 |                |             |
| Return.....  |                 | *18"           |             | Pressure - From Pump .....          | 91526           |                |             |
| <b>1981</b>  |                 |                |             | Pressure - To Gear.....             | 71188           |                |             |
| <b>4-CYL. 1.6 L ENG.</b>                                       |                 |                |             | Return - From Gear.....             | ✧71322          |                |             |
| Return.....  |                 | *36"           |             | Return - To Pump.....               |                 | *5"            |             |
| <b>4-CYL. 1.8 L DIESEL ENG.</b>                                |                 |                |             | <b>V-6 2.8 L ENG.</b>               |                 |                |             |
| Return.....  |                 | *18"           |             | Pressure; W/O A.C. ....             | 91501           |                |             |
| <b>CHEVY II</b>  |                 |                |             | Pressure - Pump To Tee; W/A.C.....  | 39137           |                |             |
| <b>1968</b>  |                 |                |             | Pressure - Tee To Gear; W/A.C. .... | 91502           |                |             |
| <b>4-CYL. 153 ENG.</b>   |                 |                |             | Return; W/O A.C.....                | 91551           |                |             |
| Return.....  | ✧70551          | *32"           | 39135       | Return - Tee To Gear; W/A.C.....    | 91551           |                |             |
| <b>6-CYL. 230 ENG.; 6-CYL. 250 ENG.; V-8 307 ENG.; V-8 327</b> |                 |                |             | <b>1982</b>                         |                 |                |             |
| <b>ENG.; V-8 350 ENG.; V-8 396 ENG.</b>                        |                 |                |             | <b>4-CYL. 2.5 L ENG.</b>            |                 |                |             |
| Pressure .....   | 70230           |                |             | Pressure - From Pump .....          | 91526           |                |             |
| Return.....  | ✧70551          | *32"           | 39135       | Pressure - To Gear.....             | 71188           |                |             |
| <b>1967</b>  |                 |                |             | Return - From Gear.....             | ✧71322          |                |             |
| <b>4-CYL. 153 ENG.; 6-CYL. 194 ENG.; 6-CYL. 230 ENG.;</b>      |                 |                |             | Return - To Pump.....               |                 | *5"            |             |
| <b>6-CYL. 250 ENG.; V-8 283 ENG.; V-8 327 ENG.</b>             |                 |                |             | <b>V-6 2.8 L ENG.</b>               |                 |                |             |
| Return.....  | ✧70551          | *32"           | 39135       | Pressure - From Pump .....          | 71189           |                |             |
| <b>1966-1965</b>   |                 |                |             | Pressure - To Gear.....             | 91530           |                |             |
| <b>4-CYL. 153 ENG.; 6-CYL. 194 ENG.; 6-CYL. 230 ENG.;</b>      |                 |                |             | Return - From Gear.....             | 91551           |                |             |
| <b>283 ENG.; V-8 327 ENG.</b>                                  |                 |                |             | <b>1981</b>                         |                 |                |             |
| Return.....  | ✧70551          | *32"           | 39135       | <b>4-CYL. 2.5 L ENG.</b>            |                 |                |             |
| <b>1964</b>  |                 |                |             | Pressure - From Pump .....          | 91526           |                |             |
| <b>4-CYL. 153 ENG.; 6-CYL. 194 ENG.; 6-CYL. 230 ENG.;</b>      |                 |                |             | Pressure - To Gear.....             | 71163           |                |             |
| <b>283 ENG.</b>  |                 |                |             | Return - Cooler To Pump.....        |                 | *24"           |             |
| Return.....  |                 | *              |             | Return - Gear To Cooler .....       |                 | *              |             |
| <b>1963-1962</b>   |                 |                |             | <b>V-6 2.8 L ENG.</b>               |                 |                |             |
| <b>4-CYL. 153 ENG.; 6-CYL. 194 ENG.</b>                        |                 |                |             | Pressure - From Pump .....          | 91527           |                |             |
| Return.....  |                 | *              |             | Pressure - To Gear.....             | 71164           |                |             |
| <b>CITATION</b>  |                 |                |             | Return - Cooler To Pump.....        |                 | *24"           |             |
| <b>1985</b>  |                 |                |             | Return - From Gear.....             | 71322           |                |             |
| <b>4-CYL. 2.5 L ENG.</b>                                       |                 |                |             | <b>1980</b>                         |                 |                |             |
| Pressure - From Pump .....                                     | 91526           |                |             | <b>4-CYL. 2.5 L ENG.</b>            |                 |                |             |
| Pressure - To Gear.....  | 71188           |                |             | Pressure - From Pump .....          | 71056           |                |             |
| Return - From Gear.....  | ✧71322          |                |             | Pressure - To Gear.....             | 91529           |                |             |
| Return - To Pump.....  |                 | *7"            |             | Return - Cooler To Pump.....        |                 | *22"           |             |
|  |                 |                |             | Return - From Gear.....             |                 | *38"           |             |
|  |                 |                |             | <b>V-6 2.8 L ENG.</b>               |                 |                |             |
|  |                 |                |             | Pressure - From Pump .....          | 71055           |                |             |
|  |                 |                |             | Pressure - To Gear.....             | 91528           |                |             |
|  |                 |                |             | Return - Cooler To Pump.....        |                 | *22"           |             |
|  |                 |                |             | Return - Gear To Cooler .....       |                 | *38"           |             |

- \* Cut From C.P.E. 3/8" I.D. Hose: 71350 (48"), 81352 (25').
- † Cut From S.A.E. 11/32" I.D. Hose: 80062 (12"), 80063 (24"), 80064 (36"), 81353 (25').
- ★ Cut From S.A.E. 3/8" I.D. Hose: 71224 (24"), 71236 (36"), 71206 (48"), 81206 (25'). May Also Use 3/8" C.P.E.
- ✦ Cut From S.A.E. 5/8" I.D. Hose: 71351 (36").
- Cut From 1/2" I.D. Suction Hose: 71296 (36"), 81354 (10').
- ✧ Cut From 5/8" I.D. Suction Hose: 71207 (42"), 81355 (10').
- \* Cut From 3/4" I.D. Suction Hose: 71297 (36"), 81356 (10').
- ☆ See Page A14 For Pump or Gear Identification.

- Ⓜ Two Required.
- Ⓝ Three Required.
- Ⓞ Four Required.
- ✧ Cut To Fit.
- ⊗ Replaces Both Upper and Lower Hose.
- ▲ 252660 Adaptor Required For Some Models.
- ✦ See Page A6 For Installation Procedure.

SYSTEM PUMP & GEAR IDENT.

SYSTEM & COMPONENT IDENT.

PASS. CARS

LIGHT TRUCKS

MEDIUM/HEAVY TRUCKS

BUSES

HOSE NUMERICAL

REPAIR KITS

KIT NUMERICAL

ILLUSTRATIONS

# Power Steering Hose for Passenger Cars

|                                      | Application   | Assembly Number | Multi-Use Hose | End Fitting | Application                                     | Assembly Number | Multi-Use Hose | End Fitting |
|--------------------------------------|---|-----------------|----------------|-------------|---|-----------------|----------------|-------------|
| <b>SYSTEM PUMP &amp; GEAR IDENT.</b> | <b>CHEVROLET - Continued</b>                        |                 |                |             | <b>CHEVROLET - Continued</b>                    |                 |                |             |
|                                      | <b>CORSICA</b>                                      |                 |                |             | <b>CORSICA - Continued</b>                      |                 |                |             |
|                                      | <b>1995</b>   |                 |                |             | <b>1989</b>                                     |                 |                |             |
| <b>SYSTEM &amp; COMPONENT IDENT.</b> | <b>4-CYL. 2.2 L ENG.</b>                            |                 |                |             | <b>4-CYL. 2.0 L ENG.</b>                        |                 |                |             |
|                                      | Pressure .....                                      | 71411           |                |             | Pressure .....                                  | 71412           |                |             |
|                                      | Return - Cooler To Reservoir .....                  |                 |                | *24"        | Return - Cooler To Pump .....                   |                 |                | *26"        |
|                                      | Return - Gear To Cooler .....                       | ≠70442          |                |             | Return - Cooler Tube; W/Cooler .....            | 91938           |                |             |
|                                      |   |                 |                |             | Return - Gear To Cooler .....                   | 91649           |                |             |
|                                      | <b>V-6 3.1 L ENG.</b>                               |                 |                |             | <b>V-6 2.8 L ENG.</b>                           |                 |                |             |
|                                      | Pressure - From Pump; W/Alt. Cool. Duct (KC2) ..... | 91957           |                |             | Pressure - From Pump .....                      | 80228           |                |             |
|                                      | Pressure - From Pump; W/O Alt. Cool. Duct .....     | 80224           |                |             | Pressure - To Gear .....                        | 71780           |                | *42"        |
|                                      | Pressure - To Gear .....                            | 71780           |                |             | Return - Cooler To Pump .....                   |                 |                |             |
|                                      | Return - From Gear .....                            | ≠70442          |                |             | Return - Cooler Tube; W/Cooler .....            | 91938           |                |             |
| <b>PASS. CARS</b>                    | Return - To Pump; W/Alt. Cool. Duct (KC2) .....     | 80043           |                |             | Return - Gear To Cooler .....                   | 91649           |                |             |
|                                      | Return - To Pump; W/O Alt. Cool. Duct .....         |                 |                | *36"        |   |                 |                |             |
|                                      | <b>1994</b>   |                 |                |             | <b>1988</b>                                     |                 |                |             |
| <b>LIGHT TRUCKS</b>                  | <b>4-CYL. 2.2 L ENG.</b>                            |                 |                |             | <b>4-CYL. 2.0 L ENG.</b>                        |                 |                |             |
|                                      | Pressure .....                                      | 71411           |                |             | Pressure; VIN 500000 & Before .....             | 80221           |                |             |
|                                      | Return - Cooler To Reservoir .....                  |                 |                | *24"        | Pressure; VIN 500001 & After .....              | 71412           |                |             |
|                                      | Return - Gear To Cooler .....                       | ≠70442          |                |             | Return - Cooler To Pump .....                   |                 |                | *26"        |
|                                      |   |                 |                |             | Return - Cooler Tube; W/Cooler .....            | 91938           |                |             |
|                                      | <b>V-6 3.1 L ENG.</b>                               |                 |                |             | <b>V-6 2.8 L ENG.</b>                           |                 |                |             |
|                                      | Pressure - From Pump .....                          | 80224           |                |             | Pressure - From Pump; VIN 500000 & Before ..... | 91958           |                |             |
|                                      | Pressure - To Gear .....                            | 71780           |                |             | Pressure - From Pump; VIN 500001 & After .....  | 80228           |                |             |
|                                      | Return - From Gear .....                            | ≠70442          |                |             | Pressure - To Gear; VIN 500000 & Before .....   | 70418           |                |             |
| <b>MEDIUM/HEAVY TRUCKS</b>           | Return - To Pump .....                              |                 |                | *36"        | Pressure - To Gear; VIN 500001 & After .....    | 71780           |                |             |
|                                      |   |                 |                |             | Return - Cooler To Pump .....                   |                 |                | *42"        |
|                                      |   |                 |                |             | Return - Cooler Tube; W/Cooler .....            | 91938           |                |             |
|                                      |   |                 |                |             | Return - Gear To Cooler .....                   | 91649           |                |             |
|                                      | <b>1993</b>   |                 |                |             | <b>1987</b>                                     |                 |                |             |
|                                      | <b>4-CYL. 2.2 L ENG.</b>                            |                 |                |             | <b>4-CYL. 2.0 L ENG.</b>                        |                 |                |             |
|                                      | Pressure .....                                      | 71411           |                |             | Pressure .....                                  | 80221           |                |             |
|                                      | Return .....  | 70442           |                |             | Return - Cooler To Pump .....                   |                 |                | *26"        |
|                                      | <b>V-6 3.1 L ENG.</b>                               |                 |                |             | <b>V-6 2.8 L ENG.</b>                           |                 |                |             |
|                                      | Pressure - From Pump .....                          | 80228           |                |             | Pressure - From Pump .....                      | 91958           |                |             |
|                                      | Pressure - To Gear .....                            | 71780           |                |             | Pressure - To Gear .....                        | 70418           |                |             |
| <b>BUSES</b>                         | Return - From Gear .....                            | ≠70442          |                |             | Return - Cooler To Pump .....                   |                 |                | *42"        |
|                                      | Return - To Pump .....                              |                 |                | *42"        | Return - Cooler Tube; W/Cooler .....            | 91938           |                |             |
|                                      |   |                 |                |             | Return - Gear To Cooler .....                   | 91649           |                |             |
|                                      | <b>1992</b>   |                 |                |             | <b>1987</b>                                     |                 |                |             |
|                                      | <b>4-CYL. 2.2 L ENG.</b>                            |                 |                |             | <b>4-CYL. 2.0 L ENG.</b>                        |                 |                |             |
|                                      | Pressure .....                                      | 71411           |                |             | Pressure .....                                  | 80221           |                |             |
|                                      | Return .....  | 70442           |                |             | Return - Cooler To Pump .....                   |                 |                | *26"        |
|                                      | <b>V-6 3.1 L ENG.</b>                               |                 |                |             | <b>V-6 2.8 L ENG.</b>                           |                 |                |             |
|                                      | Pressure - From Pump .....                          | 80228           |                |             | Pressure - From Pump .....                      | 91958           |                |             |
|                                      | Pressure - To Gear .....                            | 71780           |                |             | Pressure - To Gear .....                        | 70418           |                |             |
|                                      | Return - Cooler To Pump .....                       |                 |                | *42"        | Return - Cooler To Pump .....                   |                 |                | *42"        |
|                                      | Return - Cooler Tube; W/Cooler .....                | 91938           |                |             | Return - Cooler Tube; W/Cooler .....            | 91938           |                |             |
|                                      | Return - Gear To Cooler .....                       | 91649           |                |             | Return - Gear To Cooler .....                   | 91649           |                |             |
|                                      | <b>1991-1990</b>                                    |                 |                |             | <b>CORVETTE</b>                                 |                 |                |             |
|                                      | <b>4-CYL. 2.2 L ENG.</b>                            |                 |                |             | <b>1995-1992</b>                                |                 |                |             |
|                                      | Pressure .....                                      | 71412           |                |             | <b>V-8 5.7 L ENG.</b>                           |                 |                |             |
|                                      | Return - Cooler To Pump .....                       |                 |                | *24"        | Pressure; Eng. VIN J .....                      | 71777           |                |             |
|                                      | Return - Cooler Tube; W/Cooler .....                | 91938           |                |             | Pressure; Eng. VIN P .....                      | 71784           |                |             |
|                                      | Return - Gear To Cooler .....                       | 91649           |                |             | Reservoir; Eng. VIN J .....                     |                 |                | ✦           |
|                                      | <b>V-6 3.1 L ENG.</b>                               |                 |                |             | Return - Cooler To Reservoir; Eng. VIN J .....  |                 |                |             |
|                                      | Pressure - From Pump .....                          | 80228           |                |             |   |                 |                | *           |
|                                      | Pressure - To Gear .....                            | 71780           |                |             | Return - Cooler To Reservoir; Eng. VIN P .....  |                 |                | *22"        |
|                                      | Return - Cooler To Pump .....                       |                 |                | *42"        | Return - Gear To Cooler; Eng. VIN P ...         | 80047           |                |             |
|                                      | Return - Cooler Tube; W/Cooler .....                | 91938           |                |             |   |                 |                |             |
|                                      | Return - Gear To Cooler .....                       | 91649           |                |             | <b>1991</b>                                     |                 |                |             |
|                                      |   |                 |                |             | <b>V-8 5.7 L ENG.</b>                           |                 |                |             |
|                                      |   |                 |                |             | Pressure; Eng. VIN 8 .....                      | 80225           |                |             |
|                                      |   |                 |                |             | Pressure; Eng. VIN J .....                      | 71778           |                |             |

**ILLUSTRATIONS**

\* Cut From C.P.E. 3/8" I.D. Hose: 71350 (48"), 81352 (25').  
 † Cut From S.A.E. 11/32" I.D. Hose: 80062 (12"), 80063 (24"), 80064 (36"), 81353 (25').  
 ★ Cut From S.A.E. 3/8" I.D. Hose: 71224 (24"), 71236 (36"), 71206 (48"), 81206 (25'). May Also Use 3/8" C.P.E.  
 ✦ Cut From S.A.E. 5/8" I.D. Hose: 71351 (36").  
 □ Cut From 1/2" I.D. Suction Hose: 71296 (36"), 81354 (10').  
 ✧ Cut From 5/8" I.D. Suction Hose: 71207 (42"), 81355 (10').  
 ✨ Cut From 3/4" I.D. Suction Hose: 71297 (36"), 81356 (10').  
 ☆ See Page A14 For Pump or Gear Identification.

Ⓜ Two Required.  
 Ⓝ Three Required.  
 Ⓞ Four Required.  
 ✧ Cut To Fit.  
 ✨ Replaces Both Upper and Lower Hose.  
 ▲ 252660 Adaptor Required For Some Models.  
 ✦ See Page A6 For Installation Procedure.

# Power Steering Hose for Passenger Cars

| Application                                   | Assembly Number | Multi-Use Hose | End Fitting | Application                                    | Assembly Number | Multi-Use Hose | End Fitting |                                      |
|---|-----------------|----------------|-------------|--|-----------------|----------------|-------------|--------------------------------------|
| <b>CHEVROLET - Continued</b>                  |                 |                |             | <b>CHEVROLET - Continued</b>                   |                 |                |             | <b>SYSTEM PUMP &amp; GEAR IDENT.</b> |
| <b>CORVETTE - Continued</b>                   |                 |                |             | <b>CORVETTE - Continued</b>                    |                 |                |             |                                      |
| <b>1991 - Continued</b>                       |                 |                |             | <b>1974-1970</b>                               |                 |                |             | <b>SYSTEM &amp; COMPONENT IDENT.</b> |
| <b>V-8 5.7 L ENG. - Continued</b>             |                 |                |             | <b>V-8 350 ENG.</b>                            |                 |                |             |                                      |
| Reservoir .....                               |                 | ✦              |             | Cyl. - Extend .....                            | 80118           |                |             |                                      |
| Return - Cooler To Reservoir; Eng. VIN J..... |                 | ✦              |             | Cyl. - Retract .....                           | 70281           |                |             |                                      |
| Return - Gear To Cooler; Eng. VIN 8....       | 80047           |                |             | Pressure .....                                 | 70239           |                |             |                                      |
|   |                 |                |             | Return .....                                   | ✦70551          | ★18"           | 39135       |                                      |
| <b>1990</b>                                   |                 |                |             | <b>V-8 454 ENG.</b>                            |                 |                |             | <b>PASS. CARS</b>                    |
| <b>V-8 5.7 L ENG.</b>                         |                 |                |             | <b>V-8 454 ENG.</b>                            |                 |                |             |                                      |
| Pressure; Eng. VIN 8.....                     | 71409           |                |             | Cyl. - Extend .....                            | 80118           |                |             |                                      |
| Pressure; Eng. VIN J.....                     | 71778           |                |             | Cyl. - Retract .....                           | 70281           |                |             |                                      |
| Reservoir .....                               |                 | ✦              |             | Pressure .....                                 | 80111           |                |             |                                      |
| Return - Cooler To Reservoir; Eng. VIN J..... |                 | ✦              |             | Return .....                                   | ✦70551          | ★18"           | 39135       |                                      |
| Return - Gear To Cooler; Eng. VIN 8....       | 80047           |                |             | <b>1969</b>                                    |                 |                |             |                                      |
| <b>1989-1988</b>                              |                 |                |             | <b>V-8 350 ENG.</b>                            |                 |                |             | <b>LIGHT TRUCKS</b>                  |
| <b>V-8 5.7 L ENG.</b>                         |                 |                |             | <b>V-8 350 ENG.</b>                            |                 |                |             |                                      |
| Pressure .....                                | 71409           |                |             | Cyl. - Extend .....                            | 80118           |                |             |                                      |
| Reservoir .....                               |                 | ✦              |             | Cyl. - Retract .....                           | 70281           |                |             |                                      |
| Return - Gear To Cooler .....                 | 80047           |                |             | Pressure .....                                 | 70239           |                |             |                                      |
|   |                 |                |             | Return .....                                   | ✦70551          | ★18"           | 39135       |                                      |
| <b>1987-1985</b>                              |                 |                |             | <b>V-8 427 ENG.</b>                            |                 |                |             | <b>MEDIUM/HEAVY TRUCKS</b>           |
| <b>V-8 5.7 L ENG.</b>                         |                 |                |             | <b>V-8 427 ENG.</b>                            |                 |                |             |                                      |
| Pressure .....                                | 71241           |                |             | Cyl. - Extend .....                            | 80118           |                |             |                                      |
| Reservoir .....                               |                 | ✦              |             | Cyl. - Retract .....                           | 70281           |                |             |                                      |
| Return .....                                  | 80047           |                |             | Pressure .....                                 | 80111           |                |             |                                      |
|   |                 |                |             | Return .....                                   | ✦70551          | ★18"           | 39135       |                                      |
| <b>1984</b>                                   |                 |                |             | <b>1968-1966</b>                               |                 |                |             | <b>BUSES</b>                         |
| <b>V-8 5.7 L ENG.</b>                         |                 |                |             | <b>V-8 327 ENG.</b>                            |                 |                |             |                                      |
| Pressure .....                                | 71241           |                |             | Cyl. - Extend .....                            | 80118           |                |             |                                      |
| Return .....                                  |                 | ✦16"           |             | Cyl. - Retract .....                           | 70281           |                |             |                                      |
|   |                 |                |             | Pressure .....                                 | 70239           |                |             |                                      |
|   |                 |                |             | Return .....                                   | ✦70551          | ★18"           | 39135       |                                      |
| <b>1982-1981</b>                              |                 |                |             | <b>V-8 427 ENG.</b>                            |                 |                |             | <b>HOSE NUMERICAL</b>                |
| <b>V-8 5.7 L ENG.</b>                         |                 |                |             | <b>V-8 427 ENG.</b>                            |                 |                |             |                                      |
| Cyl. - Extend .....                           | 80118           |                |             | Cyl. - Extend .....                            | 80118           |                |             |                                      |
| Cyl. - Retract .....                          | 70281           |                |             | Cyl. - Retract .....                           | 70281           |                |             |                                      |
| Pressure .....                                | 71100           |                |             | Pressure .....                                 | 80111           |                |             |                                      |
| Return .....                                  |                 | ✦24"           | 39135       | Return .....                                   | ✦70551          | ★18"           | 39135       |                                      |
| <b>1980</b>                                   |                 |                |             | <b>1965</b>                                    |                 |                |             | <b>REPAIR KITS</b>                   |
| <b>V-8 5.0 L ENG.; V-8 5.7 L ENG.</b>         |                 |                |             | <b>V-8 327 ENG.</b>                            |                 |                |             |                                      |
| Cyl. - Extend .....                           | 80118           |                |             | Cyl. - Extend .....                            | 80118           |                |             |                                      |
| Cyl. - Retract .....                          | 70281           |                |             | Cyl. - Retract .....                           | 70281           |                |             |                                      |
| Pressure .....                                | 71100           |                |             | Pressure .....                                 | 70239           |                |             |                                      |
| Return .....                                  |                 | ✦24"           | 39135       | Return .....                                   | ✦70551          | ★18"           | 39135       |                                      |
| <b>1979-1977</b>                              |                 |                |             | <b>1964-1963</b>                               |                 |                |             | <b>KIT NUMERICAL</b>                 |
| <b>V-8 350 ENG.</b>                           |                 |                |             | <b>V-8 327 ENG.</b>                            |                 |                |             |                                      |
| Cyl. - Extend .....                           | 80118           |                |             | Cyl. - Extend .....                            | 80118           |                |             |                                      |
| Cyl. - Retract .....                          | 70281           |                |             | Cyl. - Retract .....                           | 70281           |                |             |                                      |
| Pressure .....                                | 70239           |                |             | Pressure .....                                 | 70239           |                |             |                                      |
| Return .....                                  | ✦70551          | ★24"           | 39135       | Return .....                                   | ✦70551          | ★18"           | 39135       |                                      |
| <b>1976-1975</b>                              |                 |                |             | <b>IMPALA</b>                                  |                 |                |             | <b>ILLUSTRATIONS</b>                 |
| <b>V-8 350 ENG.</b>                           |                 |                |             | <b>1985</b>                                    |                 |                |             |                                      |
| Cyl. - Extend .....                           | 80118           |                |             | <b>V-6 3.8 L ENG. (CANADA); V-6 4.3 L ENG.</b> |                 |                |             |                                      |
| Cyl. - Retract .....                          | 70281           |                |             | Pressure .....                                 | 80136           |                |             |                                      |
| Pressure .....                                | 70239           |                |             | Return .....                                   |                 | ✦10"           |             |                                      |
| Return .....                                  | ✦70551          | ★18"           | 39135       |  |                 |                |             |                                      |

✦ Cut From C.P.E. 3/8" I.D. Hose: 71350 (48"), 81352 (25").  
 † Cut From S.A.E. 11/32" I.D. Hose: 80062 (12"), 80063 (24"), 80064 (36"), 81353 (25").  
 ★ Cut From S.A.E. 3/8" I.D. Hose: 71224 (24"), 71236 (36"), 71206 (48"), 81206 (25"). May Also Use 3/8" C.P.E.  
 ✦ Cut From S.A.E. 5/8" I.D. Hose: 71351 (36").  
 □ Cut From 1/2" I.D. Suction Hose: 71296 (36"), 81354 (10').  
 ✦ Cut From 5/8" I.D. Suction Hose: 71207 (42"), 81355 (10').  
 ✦ Cut From 3/4" I.D. Suction Hose: 71297 (36"), 81356 (10').  
 ☆ See Page A14 For Pump or Gear Identification.

② Two Required.  
 ③ Three Required.  
 ④ Four Required.  
 ✦ Cut To Fit.  
 ✦ Replaces Both Upper and Lower Hose.  
 ▲ 252660 Adaptor Required For Some Models.  
 ✦ See Page A6 For Installation Procedure.

# Power Steering Hose for Passenger Cars

|                                      | Application   | Assembly Number | Multi-Use Hose | End Fitting | Application   | Assembly Number | Multi-Use Hose | End Fitting |
|--------------------------------------|---|-----------------|----------------|-------------|---|-----------------|----------------|-------------|
| <b>SYSTEM PUMP &amp; GEAR IDENT.</b> | <b>CHEVROLET - Continued</b>  |                 |                |             | <b>CHEVROLET - Continued</b>  |                 |                |             |
|                                      | <b>IMPALA - Continued</b>   |                 |                |             | <b>IMPALA - Continued</b>   |                 |                |             |
|                                      | <b>1985 - Continued</b>   |                 |                |             | <b>1983 - Continued</b>   |                 |                |             |
|                                      | <b>V-8 5.0 L ENG.</b>   |                 |                |             | <b>V-8 5.7 L DIESEL ENG.</b>  |                 |                |             |
|                                      | Pressure; Conventional System.....  | 71074           |                |             | Pressure - Hydroboost To Gear; OE design change from a pressure pipe to a pressure hose. Use hose listed as replacement part..... | 71068           |                |             |
|                                      | Pressure - Hydroboost To Gear; Hydroboost System.....   | 71246           |                |             | Pressure - Pump To Hydroboost.....  | 71199           |                |             |
|                                      | Pressure - Pump To Hydroboost; Hydroboost System.....   | 71245           |                |             | Return - Gear To Pump.....  |                 |                | *18"        |
|                                      | Return; Conventional System.....  |                 |                | *11"        | Return - Hydroboost To Pump.....  |                 |                | *42"        |
|                                      | Return - Gear To Pump; Hydroboost System.....   |                 |                | *12"        |   |                 |                |             |
|                                      | Return - Hydroboost To Pump; Hydroboost System.....   |                 |                | *41"        |   |                 |                |             |
|                                      | <b>V-8 5.7 L ENG.</b>   |                 |                |             | <b>1982</b>   |                 |                |             |
|                                      | Pressure.....   | 71074           |                |             | <b>V-6 3.8 L ENG.</b>   |                 |                |             |
|                                      | Return.....   |                 |                | *11"        | Pressure; Eng. VIN A; W/Calif. Emission System.....   | 80121           |                |             |
|                                      | <b>V-8 5.7 L DIESEL ENG.</b>  |                 |                |             | Pressure; Eng. VIN K; W/O Calif. Emission System.....   | 80136           |                |             |
|                                      | Pressure - Hydroboost To Gear; OE design change from a pressure pipe to a pressure hose. Use hose listed as replacement part..... | 71068           |                |             | Return; Eng. VIN A; W/Calif. Emission System.....   |                 |                | *15"        |
|                                      | Pressure - Pump To Hydroboost.....  | 71199           |                |             | Return; Eng. VIN K; W/O Calif. Emission System.....   |                 |                | *10"        |
|                                      | Return - Gear To Pump.....  |                 |                | *13"        | <b>V-8 4.4 L ENG.; V-8 5.0 L ENG.; V-8 5.7 L ENG.</b>   |                 |                |             |
|                                      | Return - Hydroboost To Pump.....  |                 |                | *36"        | Pressure.....   | 71074           |                |             |
|                                      | <b>1984</b>   |                 |                |             | Return.....   |                 |                | *12"        |
|                                      | <b>V-6 3.8 L ENG.</b>   |                 |                |             | <b>V-8 5.7 L DIESEL ENG.</b>  |                 |                |             |
|                                      | Pressure; Eng. VIN A; W/Calif. Emission System.....   | 80121           |                |             | Pressure - Hydroboost To Gear; OE design change from a pressure pipe to a pressure hose. Use hose listed as replacement part..... | 71068           |                |             |
|                                      | Return; Eng. VIN A; W/Calif. Emission System.....   |                 |                | *15"        | Pressure - Pump To Hydroboost.....  | 71199           |                |             |
|                                      | <b>V-8 5.0 L ENG.</b>   |                 |                |             | Return - Gear To Pump.....  |                 |                | *18"        |
|                                      | Pressure; Conventional System.....  | 71074           |                |             | Return - Hydroboost To Pump.....  |                 |                | *42"        |
|                                      | Pressure - Hydroboost To Gear; Hydroboost System.....   | 71246           |                |             | <b>1981</b>   |                 |                |             |
|                                      | Pressure - Pump To Hydroboost; Hydroboost System.....   | 71245           |                |             | <b>V-6 3.8 L ENG.</b>   |                 |                |             |
|                                      | Return; Conventional System.....  |                 |                | *12"        | Pressure; Eng. VIN A; W/Calif. Emission System; Early.....  | 71072           |                |             |
|                                      | Return - Gear To Pump; Hydroboost System.....   |                 |                | *12"        | Pressure; Eng. VIN A; W/Calif. Emission System; Late.....   | 80121           |                |             |
|                                      | Return - Hydroboost To Pump; Hydroboost System.....   |                 |                | *41"        | Pressure; Eng. VIN K; W/O Calif. Emission System.....   | 80136           |                |             |
|                                      | <b>V-8 5.7 L ENG.</b>   |                 |                |             | Return; Eng. VIN A; W/Calif. Emission System.....   |                 |                | *12"        |
|                                      | Pressure.....   | 71074           |                |             | Return; Eng. VIN K; W/O Calif. Emission System.....   |                 |                | 39106       |
|                                      | Return.....   |                 |                | *12"        | <b>V-8 4.4 L ENG.; V-8 5.0 L ENG.; V-8 5.7 L ENG.</b>   |                 |                |             |
|                                      | <b>V-8 5.7 L DIESEL ENG.</b>  |                 |                |             | Pressure.....   | 71074           |                |             |
|                                      | Pressure - Hydroboost To Gear; OE design change from a pressure pipe to a pressure hose. Use hose listed as replacement part..... | 71068           |                |             | Return.....   |                 |                | *24"        |
|                                      | Pressure - Pump To Hydroboost.....  | 71199           |                |             | <b>V-8 5.7 L DIESEL ENG.</b>  |                 |                |             |
|                                      | Return - Gear To Pump.....  |                 |                | *13"        | Pressure - Hydroboost To Gear; OE design change from a pressure pipe to a pressure hose. Use hose listed as replacement part..... | 71068           |                |             |
|                                      | Return - Hydroboost To Pump.....  |                 |                | *36"        | Pressure - Pump To Hydroboost.....  | 71199           |                |             |
|                                      | <b>1983</b>   |                 |                |             | Return - Gear To Pump.....  |                 |                | *18"        |
|                                      | <b>V-6 3.8 L ENG.</b>   |                 |                |             | Return - Hydroboost To Pump.....  |                 |                | *48"        |
|                                      | Pressure; Eng. VIN A; W/Calif. Emission System.....   | 80121           |                |             | <b>1980</b>   |                 |                |             |
|                                      | Return; Eng. VIN A; W/Calif. Emission System.....   |                 |                | *15"        | <b>V-6 3.8 L ENG.</b>   |                 |                |             |
|                                      | <b>V-8 5.0 L ENG.; V-8 5.7 L ENG.</b>   |                 |                |             | Pressure; Eng. VIN K; W/O Calif. Emission System.....   | 80136           |                |             |
|                                      | Pressure.....   | 71074           |                |             | Pressure; W/A.P.; Eng. VIN A; W/Calif. Emission System.....   | 71072           |                |             |
|                                      | Return.....   |                 |                | *12"        |   |                 |                |             |

**ILLUSTRATIONS**

- \* Cut From C.P.E. 3/8" I.D. Hose: 71350 (48"), 81352 (25').
- † Cut From S.A.E. 11/32" I.D. Hose: 80062 (12"), 80063 (24"), 80064 (36"), 81353 (25').
- ★ Cut From S.A.E. 3/8" I.D. Hose: 71224 (24"), 71236 (36"), 71206 (48"), 81206 (25'). May Also Use 3/8" C.P.E.
- ✦ Cut From S.A.E. 5/8" I.D. Hose: 71351 (36").
- Cut From 1/2" I.D. Suction Hose: 71296 (36"), 81354 (10').
- ✧ Cut From 5/8" I.D. Suction Hose: 71207 (42"), 81355 (10').
- ✪ Cut From 3/4" I.D. Suction Hose: 71297 (36"), 81356 (10').
- ☆ See Page A14 For Pump or Gear Identification.

- Ⓜ Two Required.
- Ⓝ Three Required.
- Ⓞ Four Required.
- ⊂ Cut To Fit.
- ⊕ Replaces Both Upper and Lower Hose.
- ▲ 252660 Adaptor Required For Some Models.
- ✦ See Page A6 For Installation Procedure.

# Power Steering Hose for Passenger Cars

| Application   | Assembly Number | Multi-Use Hose | End Fitting | Application   | Assembly Number | Multi-Use Hose | End Fitting |
|---|-----------------|----------------|-------------|---|-----------------|----------------|-------------|
| <b>CHEVROLET - Continued</b>  |                 |                |             | <b>CHEVROLET - Continued</b>                                  |                 |                |             |
| <b>IMPALA - Continued</b>   |                 |                |             | <b>IMPALA - Continued</b>                                     |                 |                |             |
| <b>1980 - Continued</b>   |                 |                |             | <b>1976-1974 - Continued</b>                                  |                 |                |             |
| <b>V-6 3.8 L ENG. - Continued</b>   |                 |                |             | <b>V-8 454 ENG. - Continued</b>                               |                 |                |             |
| Pressure; W/O A.P.; W/Flared Fitting; Eng. VIN A; W/Calif. Emission System.....   | 70247           |                |             | Return .....  | 70551           | ★24"           | 39135       |
| Pressure; W/O A.P.; W/O-Ring Fitting; Eng. VIN A; W/Calif. Emission System.....   | 80121           |                |             | <b>1973</b>   |                 |                |             |
| Return; Eng. VIN A; W/Calif. Emission System.....   |                 | *12"           |             | <b>6-CYL. 250 ENG.</b>  | ▲71058          |                |             |
| Return; Eng. VIN K; W/O Calif. Emission System.....   |                 | *18"           | 39106       | Pressure .....  |                 | ★22"           |             |
| <b>V-8 4.4 L ENG.; V-8 5.0 L ENG.; V-8 5.7 L ENG.</b>   |                 |                |             | Return .....  |                 |                |             |
| Pressure .....  | 71074           |                |             | <b>V-8 350 ENG.; V-8 400 ENG.</b>                             | 70263           |                |             |
| Return .....  |                 | *20"           | 39106       | Pressure .....  | 70518           | ★20"           | 39135       |
| <b>V-8 5.7 L DIESEL ENG.</b>  |                 |                |             | Return .....  |                 |                |             |
| Pressure - Hydroboost To Gear; OE design change from a pressure pipe to a pressure hose. Use hose listed as replacement part..... | 71068           |                |             | <b>V-8 454 ENG.</b>   | 70269           |                |             |
| Pressure - Pump To Hydroboost.....  | 71089           |                |             | Return .....  | 70551           | ★24"           | 39135       |
| Return - Gear To Pump.....  |                 | *18"           | 39106       | <b>1972</b>   |                 |                |             |
| Return - Hydroboost To Pump.....  |                 | *48"           |             | <b>6-CYL. 250 ENG.</b>  | ▲71058          |                |             |
| <b>1979</b>   |                 |                |             | Pressure .....  | 70551           | ★22"           | 39135       |
| <b>6-CYL. 250 ENG.</b>  |                 |                |             | Return .....  |                 |                |             |
| Pressure; W/A.P.....  | 80133           |                |             | <b>V-8 350 ENG.; V-8 400 ENG.</b>                             | 70263           |                |             |
| Pressure; W/O A.P.....  | 70247           |                |             | Pressure .....  |                 | ★22"           |             |
| Return; W/A.P.....  | 70518           | ★              |             | Return .....  |                 |                |             |
| Return; W/O A.P.....  | 70177           | ★18"           | 39859       | <b>V-8 402 ENG.; V-8 454 ENG.</b>                             | 70255           |                |             |
| <b>V-8 305 ENG.; V-8 350 ENG.</b>   |                 |                |             | Pressure .....  |                 | ★22"           |             |
| Pressure .....  | 70260           |                |             | Return .....  |                 |                |             |
| Return .....  | 70518           | ★20"           | 39135       | <b>1971</b>   |                 |                |             |
| <b>1978</b>   |                 |                |             | <b>6-CYL. 250 ENG.</b>  | ▲71058          |                |             |
| <b>6-CYL. 250 ENG.</b>  |                 |                |             | Pressure .....  |                 | ★22"           |             |
| Pressure; W/A.P.....  | 80133           |                |             | Return .....  |                 |                |             |
| Pressure; W/O A.P.....  | 70247           |                |             | <b>V-8 350 ENG.; V-8 402 ENG.</b>                             | 70260           |                |             |
| Return; W/A.P.....  | 70518           | ★              |             | Pressure .....  |                 | ★28"           |             |
| Return; W/O A.P.....  | 70177           | ★18"           | 39859       | Return .....  |                 |                |             |
| <b>V-8 305 ENG.</b>   |                 |                |             | <b>V-8 400 ENG.</b>   |                 |                |             |
| Pressure .....  | 70277           |                |             | Pressure; W/4-Bbl. Carb.....                                  | 70255           |                |             |
| Return .....  | 70518           | ★20"           | 39135       | Pressure; W/O 4-Bbl. Carb.....                                | 70260           |                |             |
| <b>V-8 350 ENG.</b>   |                 |                |             | Return .....  |                 | ★28"           |             |
| Pressure .....  | 70260           |                |             | <b>V-8 454 ENG.</b>   | 70255           |                |             |
| Return .....  | 70518           | ★20"           | 39135       | Pressure .....  |                 | ★28"           |             |
| <b>1977</b>   |                 |                |             | Return .....  |                 |                |             |
| <b>6-CYL. 250 ENG.</b>  |                 |                |             | <b>1970</b>   |                 |                |             |
| Pressure; W/A.P.....  | 80133           |                |             | <b>6-CYL. 250 ENG.</b>  |                 |                |             |
| Pressure; W/O A.P.....  | 80132           |                |             | Pressure .....  | 70257           |                |             |
| Return .....  | 70518           | ★16"           | 39859       | Return .....  | 70551           | ★22"           |             |
| <b>V-8 305 ENG.; V-8 350 ENG.</b>   |                 |                |             | <b>V-8 350 ENG.; V-8 400 ENG.; V-8 454 ENG.</b>               |                 |                |             |
| Pressure .....  | 80116           |                |             | Pressure .....  | ▲71057          |                |             |
| Return .....  | 70518           | ★20"           | 39135       | Return .....  | 70518           | ★32"           | 39859       |
| <b>1976-1974</b>  |                 |                |             | <b>1969</b>   |                 |                |             |
| <b>V-8 350 ENG.; V-8 400 ENG.</b>   |                 |                |             | <b>6-CYL. 250 ENG.</b>  |                 |                |             |
| Pressure .....  | 70263           |                |             | Pressure .....  | 70230           |                |             |
| Return .....  | 70518           | ★20"           | 39135       | Return .....  | 70518           | ★24"           | 39859       |
| <b>V-8 454 ENG.</b>   |                 |                |             | <b>V-8 327 ENG.; V-8 350 ENG.; V-8 396 ENG.; V-8 427 ENG.</b> |                 |                |             |
| Pressure .....  | 70269           |                |             | Pressure .....  | 71057           |                |             |
| <b>CHEVROLET - Continued</b>  |                 |                |             | Return .....  | 70518           | ★33"           | 39859       |
| <b>6-CYL. 250 ENG.</b>  |                 |                |             | <b>1968</b>   |                 |                |             |
| Pressure .....  | 70230           |                |             | <b>6-CYL. 250 ENG.</b>  |                 |                |             |

- \* Cut From C.P.E. 3/8" I.D. Hose: 71350 (48"), 81352 (25).
- † Cut From S.A.E. 11/32" I.D. Hose: 80062 (12"), 80063 (24"), 80064 (36"), 81353 (25).
- ★ Cut From S.A.E. 3/8" I.D. Hose: 71224 (24"), 71236 (36"), 71206 (48"), 81206 (25). May Also Use 3/8" C.P.E.
- ♣ Cut From S.A.E. 5/8" I.D. Hose: 71351 (36").
- Cut From 1/2" I.D. Suction Hose: 71296 (36"), 81354 (10').
- ♣ Cut From 5/8" I.D. Suction Hose: 71207 (42"), 81355 (10').
- \* Cut From 3/4" I.D. Suction Hose: 71297 (36"), 81356 (10').
- ☆ See Page A14 For Pump or Gear Identification.

- Ⓜ Two Required.
- Ⓝ Three Required.
- Ⓞ Four Required.
- ≠ Cut To Fit.
- ⊕ Replaces Both Upper and Lower Hose.
- ▲ 252660 Adaptor Required For Some Models.
- ♣ See Page A6 For Installation Procedure.

SYSTEM  
PUMP &  
GEAR  
IDENT.

SYSTEM &  
COM-  
PONENT  
IDENT.

PASS.  
CARS

LIGHT  
TRUCKS

MEDIUM/  
HEAVY  
TRUCKS

BUSES

HOSE  
NUMER-  
ICAL

REPAIR  
KITS

KIT  
NUMER-  
ICAL

ILLUSTRATIONS



# Power Steering Hose for Passenger Cars

|                                      | Application   | Assembly Number | Multi-Use Hose | End Fitting | Application  | Assembly Number | Multi-Use Hose | End Fitting |
|--------------------------------------|---|-----------------|----------------|-------------|--|-----------------|----------------|-------------|
| <b>SYSTEM PUMP &amp; GEAR IDENT.</b> | <b>CHEVROLET - Continued</b>                                |                 |                |             | <b>CHEVROLET - Continued</b>                       |                 |                |             |
| <b>SYSTEM &amp; COMPONENT IDENT.</b> | <b>IMPALA - Continued</b>                                   |                 |                |             | <b>IMPALA - Continued</b>                          |                 |                |             |
|                                      | <b>1968 - Continued</b>                                     |                 |                |             | <b>1960</b>  |                 |                |             |
|                                      | <b>6-CYL. 250 ENG. - Continued</b>                          |                 |                |             | <b>6-CYL. 235 ENG.; V-8 283 ENG.; V-8 348 ENG.</b> |                 |                |             |
|                                      | Return.....   | ≠70518          | ★24"           | 39859       | Cyl.....   | ②70146          |                |             |
|                                      | <b>V-8 307 ENG.; V-8 327 ENG.</b>                           |                 |                |             | Pressure.....                                      | 70183           |                |             |
|                                      | Pressure.....   | 70216           |                |             | Return.....  |                 | ★56"           |             |
|                                      | Return.....   |                 | ★33"           |             | <b>1959</b>  |                 |                |             |
|                                      | <b>V-8 396 ENG.; V-8 427 ENG.</b>                           |                 |                |             | <b>6-CYL. 235 ENG.; V-8 283 ENG.; V-8 348 ENG.</b> |                 |                |             |
|                                      | Return.....   |                 | ★33"           |             | Cyl.....   | ②70146          |                | ★48"        |
|                                      | <b>1967-1966</b>  |                 |                |             | Return.....  |                 |                |             |
|                                      | <b>6-CYL. 250 ENG.</b>                                      |                 |                |             | <b>IMPALA SS</b>                                   |                 |                |             |
|                                      | Pressure.....   | 70230           |                |             | <b>1995-1994</b>                                   |                 |                |             |
|                                      | Return.....   | ≠70518          | ★24"           | 39859       | <b>V-8 5.7 L ENG.</b>                              |                 |                |             |
|                                      | <b>V-8 283 ENG.; V-8 327 ENG.</b>                           |                 |                |             | Pressure.....                                      | 91780           |                |             |
|                                      | Pressure.....   | 70216           |                |             | Return; W/Cooler.....                              | 91802           |                |             |
|                                      | Return.....   |                 | ★33"           |             | Return; W/O Cooler.....                            | 80039           |                |             |
|                                      | <b>V-8 396 ENG.; V-8 427 ENG.</b>                           |                 |                |             | Return.....  |                 |                |             |
|                                      | Return.....   |                 | ★33"           |             | <b>LUMINA</b>                                      |                 |                |             |
| <b>PASS. CARS</b>                    | <b>1965</b>   |                 |                |             | <b>1995</b>  |                 |                |             |
|                                      | <b>6-CYL. 230 ENG.; 6-CYL. 250 ENG.</b>                     |                 |                |             | <b>V-6 3.1 L ENG.</b>                              |                 |                |             |
|                                      | Pressure.....   | 70230           |                |             | Pressure.....                                      | 91796           |                |             |
|                                      | Return.....   | ≠70518          | ★24"           | 39859       | Return - From Gear; W/Cooler.....                  | 92065           | ★26"           |             |
|                                      | <b>V-8 283 ENG.; V-8 327 ENG.</b>                           |                 |                |             | Return - Pipe To Pump; W/Cooler.....               |                 | ★4"            |             |
|                                      | Pressure.....   | 70216           |                |             | <b>V-6 3.4 L ENG.</b>                              |                 |                |             |
|                                      | Return.....   |                 | ★33"           |             | Pressure.....                                      | 91808           |                |             |
|                                      | <b>V-8 396 ENG.; V-8 427 ENG.</b>                           |                 |                |             | Return - Cooler To Pipe.....                       |                 | ★12"           |             |
|                                      | Return.....   |                 | ★33"           |             | Return - From Gear; W/Cooler.....                  | 91911           |                | ★4"         |
| <b>LIGHT TRUCKS</b>                  | <b>1965</b>   |                 |                |             | Return - Pipe To Pump; W/Cooler.....               |                 |                |             |
|                                      | <b>6-CYL. 230 ENG.; 6-CYL. 250 ENG.</b>                     |                 |                |             | <b>1994</b>  |                 |                |             |
|                                      | Pressure.....   | 70230           |                |             | <b>V-6 3.1 L ENG.</b>                              |                 |                |             |
|                                      | Return.....   | ≠70518          | ★24"           | 39859       | Pressure.....                                      | 91709           |                |             |
|                                      | <b>V-8 283 ENG.; V-8 327 ENG.</b>                           |                 |                |             | Return - Cooler To Pipe.....                       |                 | ★12"           |             |
|                                      | Pressure.....   | 70216           |                |             | Return - From Gear; W/Cooler.....                  | 91911           |                | ★3"         |
|                                      | Return.....   |                 | ★33"           |             | Return - Pipe To Pump; W/Cooler.....               |                 |                |             |
|                                      | <b>V-8 396 ENG.</b>   |                 |                |             | <b>V-6 3.4 L ENG.</b>                              |                 |                |             |
|                                      | Return.....   |                 | ★33"           |             | Pressure.....                                      | 91808           |                |             |
|                                      | <b>V-8 409 ENG.</b>   |                 |                |             | Return - Cooler To Pipe.....                       |                 | ★12"           |             |
|                                      | Return.....   |                 | ★              |             | Return - From Gear; W/Cooler.....                  | 91911           |                | ★4"         |
|                                      | <b>1964</b>   |                 |                |             | Return - Pipe To Pump; W/Cooler.....               |                 |                |             |
|                                      | <b>6-CYL. 230 ENG.; V-8 283 ENG.; V-8 327 ENG.; V-8 409</b> |                 |                |             | <b>1993</b>  |                 |                |             |
|                                      | <b>ENG.</b>   |                 |                |             | <b>4-CYL. 2.2 L ENG.</b>                           |                 |                |             |
|                                      | Cyl.....  | ②70146          |                |             | Pressure.....                                      | 91691           |                | ★18"        |
|                                      | Pressure.....   | 70183           |                |             | Return.....  |                 |                |             |
|                                      | Return.....   |                 | ★56"           |             | <b>V-6 3.1 L ENG.</b>                              |                 |                |             |
|                                      | <b>1963</b>   |                 |                |             | Pressure.....                                      | 91709           |                |             |
|                                      | <b>6-CYL. 230 ENG.; V-8 283 ENG.; V-8 327 ENG.; V-8 409</b> |                 |                |             | Return - Cooler To Pipe.....                       |                 | ★12"           |             |
|                                      | <b>ENG.; V-8 427 ENG.</b>                                   |                 |                |             | Return - From Gear; W/Cooler.....                  | 91911           |                | ★3"         |
|                                      | Cyl.....  | ②70146          |                |             | Return - Pipe To Pump; W/Cooler.....               |                 |                |             |
|                                      | Pressure.....   | 70183           |                |             | <b>V-6 3.4 L ENG.</b>                              |                 |                |             |
|                                      | Return.....   |                 | ★56"           |             | Pressure.....                                      | 91708           |                |             |
|                                      | <b>1962</b>   |                 |                |             | Return - Cooler To Pipe.....                       |                 | ★12"           |             |
|                                      | <b>6-CYL. 235 ENG.; V-8 283 ENG.; V-8 327 ENG.; V-8 409</b> |                 |                |             | Return - From Gear; W/Cooler.....                  | 91911           |                | ★3"         |
|                                      | <b>ENG.</b>   |                 |                |             | Return - Pipe To Pump; W/Cooler.....               |                 |                |             |
|                                      | Cyl.....  | ②70146          |                |             | <b>V-6 3.4 L ENG.</b>                              |                 |                |             |
|                                      | Pressure.....   | 70183           |                |             | Pressure.....                                      | 91708           |                |             |
|                                      | Return.....   |                 | ★56"           |             | Return - Cooler To Pipe.....                       |                 | ★12"           |             |
|                                      | <b>1961</b>   |                 |                |             | Return - From Gear; W/Cooler.....                  | 91911           |                | ★3"         |
|                                      | <b>6-CYL. 235 ENG.; V-8 283 ENG.; V-8 348 ENG.; V-8 409</b> |                 |                |             | Return - Pipe To Pump; W/Cooler.....               |                 |                |             |
|                                      | <b>ENG.</b>   |                 |                |             | <b>1993</b>  |                 |                |             |
|                                      | Cyl.....  | ②70146          |                |             | <b>4-CYL. 2.2 L ENG.</b>                           |                 |                |             |
|                                      | Pressure.....   | 70183           |                |             | Pressure.....                                      | 91691           |                | ★18"        |
|                                      | Return.....   |                 | ★56"           |             | Return.....  |                 |                |             |
|                                      | <b>1961</b>   |                 |                |             | <b>V-6 3.1 L ENG.</b>                              |                 |                |             |
|                                      | <b>6-CYL. 235 ENG.; V-8 283 ENG.; V-8 348 ENG.; V-8 409</b> |                 |                |             | Pressure.....                                      | 91709           |                |             |
|                                      | <b>ENG.</b>   |                 |                |             | Return - Cooler To Pipe.....                       |                 | ★12"           |             |
|                                      | Cyl.....  | ②70146          |                |             | Return - From Gear; W/Cooler.....                  | 91911           |                | ★3"         |
|                                      | Pressure.....   | 70183           |                |             | Return - Pipe To Pump; W/Cooler.....               |                 |                |             |
|                                      | Return.....   |                 | ★56"           |             | <b>V-6 3.4 L ENG.</b>                              |                 |                |             |
|                                      | <b>1961</b>   |                 |                |             | Pressure.....                                      | 91708           |                |             |
|                                      | <b>6-CYL. 235 ENG.; V-8 283 ENG.; V-8 348 ENG.; V-8 409</b> |                 |                |             | Return - Cooler To Pipe.....                       |                 | ★12"           |             |
|                                      | <b>ENG.</b>   |                 |                |             | Return - From Gear; W/Cooler.....                  | 91911           |                | ★4"         |
|                                      | Cyl.....  | ②70146          |                |             | Return - Pipe To Pump; W/Cooler.....               |                 |                |             |
|                                      | Pressure.....   | 70183           |                |             | <b>1993</b>  |                 |                |             |
|                                      | Return.....   |                 | ★56"           |             | <b>4-CYL. 2.2 L ENG.</b>                           |                 |                |             |

**ILLUSTRATIONS**

\* Cut From C.P.E. 3/8" I.D. Hose: 71350 (48"), 81352 (25').  
 † Cut From S.A.E. 11/32" I.D. Hose: 80062 (12"), 80063 (24"), 80064 (36"), 81353 (25').  
 ★ Cut From S.A.E. 3/8" I.D. Hose: 71224 (24"), 71236 (36"), 71206 (48"), 81206 (25'). May Also Use 3/8" C.P.E.  
 ♣ Cut From S.A.E. 5/8" I.D. Hose: 71351 (36").  
 □ Cut From 1/2" I.D. Suction Hose: 71296 (36"), 81354 (10').  
 ✦ Cut From 5/8" I.D. Suction Hose: 71207 (42"), 81355 (10').  
 ✧ Cut From 3/4" I.D. Suction Hose: 71297 (36"), 81356 (10').  
 ☆ See Page A14 For Pump or Gear Identification.

② Two Required.  
 ③ Three Required.  
 ④ Four Required.  
 ≠ Cut To Fit.  
 Ⓢ Replaces Both Upper and Lower Hose.  
 ▲ 252660 Adaptor Required For Some Models.  
 ♣ See Page A6 For Installation Procedure.

# Power Steering Hose for Passenger Cars

| Application                            | Assembly Number | Multi-Use Hose | End Fitting | Application   | Assembly Number | Multi-Use Hose | End Fitting |
|--|-----------------|----------------|-------------|---|-----------------|----------------|-------------|
| <b>CHEVROLET - Continued</b>           |                 |                |             | <b>CHEVROLET - Continued</b>                          |                 |                |             |
| <b>LUMINA - Continued</b>              |                 |                |             | <b>MALIBU - Continued</b>                             |                 |                |             |
| <b>1992-1991</b>                       |                 |                |             | <b>1982 - Continued</b>                               |                 |                |             |
| <b>4-CYL. 2.5 L ENG.</b>               |                 |                |             | <b>V-6 4.3 L DIESEL ENG.</b>                          |                 |                |             |
| Pressure .....                         | 91691           |                |             | Pressure .....  | 71219           |                |             |
| Return .....                           |                 | *18"           |             | Reservoir .....                                       |                 | ❖              |             |
|  |                 |                |             | Return .....  |                 | *13"           |             |
| <b>V-6 3.1 L ENG.</b>                  |                 |                |             | <b>V-8 4.4 L ENG.; V-8 5.0 L ENG.</b>                 |                 |                |             |
| Pressure .....                         | 91709           |                |             | Pressure .....  | 71074           |                |             |
| Return - Cooler To Pipe .....          |                 | *12"           |             | Return .....  |                 | *12"           |             |
| Return - From Gear; W/Cooler .....     | 91911           |                |             | <b>V-8 5.7 L DIESEL ENG.</b>                          |                 |                |             |
| Return - Pipe To Pump; W/Cooler .....  |                 | *3"            |             | Pressure - Hydroboost To Gear .....                   | 71190           |                |             |
| <b>V-6 3.4 L ENG.</b>                  |                 |                |             | Pressure - Pump To Hydroboost .....                   | 71084           |                |             |
| Pressure .....                         | 91708           |                |             | Return - Gear To Pump .....                           |                 | *13"           |             |
| Return - Cooler To Pipe .....          |                 | *12"           |             | Return - Hydroboost To Pump .....                     |                 | *42"           |             |
| Return - From Gear; W/Cooler .....     | 91911           |                |             | <b>1981</b>   |                 |                |             |
| Return - Pipe To Pump; W/Cooler .....  |                 | *4"            |             | <b>V-6 3.8 L ENG.</b>                                 |                 |                |             |
| <b>1990</b>                            |                 |                |             | Pressure; Eng. VIN A; W/Calif. Emis-                  |                 |                |             |
| <b>4-CYL. 2.5 L ENG.</b>               |                 |                |             | sion System .....                                     |                 |                |             |
| Pressure .....                         | 91691           |                |             | Pressure; Eng. VIN K; W/O Calif. Emis-                | 71072           |                |             |
| Return .....                           |                 | *18"           |             | sion System .....                                     | 71043           |                |             |
| <b>V-6 3.1 L ENG.</b>                  |                 |                |             | Return; Eng. VIN A; W/Calif. Emission                 |                 |                |             |
| Pressure .....                         | 91662           |                |             | System .....  |                 | *18"           | 39106       |
| Return - Cooler To Pipe .....          |                 | *12"           |             | Return; Eng. VIN K; W/O Calif. Emis-                  |                 | *18"           | 39106       |
| Return - From Gear; W/Cooler .....     | 91805           |                |             | sion System .....                                     |                 |                |             |
| Return - Pipe To Pump; W/Cooler .....  |                 | *4"            |             | <b>V-8 4.4 L ENG.; V-8 5.0 L ENG.; V-8 5.7 L ENG.</b> |                 |                |             |
| <b>MALIBU</b>                          |                 |                |             | Pressure .....  |                 |                |             |
| <b>1983</b>                            |                 |                |             | Return .....  |                 |                |             |
| <b>V-6 3.8 L ENG.</b>                  |                 |                |             | Return .....  |                 |                |             |
| Pressure; Eng. VIN 9; W/O Calif. Emis- |                 |                |             | Pressure .....  | 71074           |                |             |
| sion System .....                      | 71043           |                |             | Return .....  |                 | *24"           | 39106       |
| Pressure; Eng. VIN A; W/Calif. Emis-   |                 |                |             | <b>1980</b>   |                 |                |             |
| sion System .....                      | 80138           |                |             | <b>V-6 3.8 L ENG.</b>                                 |                 |                |             |
| Return; Eng. VIN 9; W/O Calif. Emis-   |                 | *18"           |             | Pressure; Eng. VIN K; W/O Calif. Emis-                |                 |                |             |
| sion System .....                      |                 |                |             | sion System .....                                     |                 |                |             |
| Return; Eng. VIN A; W/Calif. Emission  |                 | *13"           |             | Pressure; W/A.P.; Eng. VIN A; W/Calif.                |                 |                |             |
| System .....                           |                 |                |             | Emission System .....                                 |                 |                |             |
| <b>V-6 4.3 L DIESEL ENG.</b>           |                 |                |             | Pressure; W/O A.P.; W/Flared Fitting;                 |                 |                |             |
| Pressure .....                         | 71219           |                |             | Eng. VIN A; W/Calif. Emission Sys-                    |                 |                |             |
| Reservoir .....                        |                 | ❖              |             | tem .....   |                 |                |             |
| Return .....                           |                 | *13"           |             | Pressure; W/O A.P.; W/O-Ring Fitting;                 |                 |                |             |
| <b>V-8 5.0 L ENG.</b>                  |                 |                |             | Eng. VIN A; W/Calif. Emission Sys-                    |                 |                |             |
| Pressure .....                         | 71074           |                |             | tem .....   |                 |                |             |
| Return .....                           |                 | *12"           |             | Return; Eng. VIN A; W/Calif. Emission                 |                 |                |             |
| <b>V-8 5.7 L DIESEL ENG.</b>           |                 |                |             | System .....  |                 |                |             |
| Pressure - Hydroboost To Gear .....    | 71226           |                |             | Return; Eng. VIN K; W/O Calif. Emis-                  |                 |                |             |
| Pressure - Pump To Hydroboost .....    | 71225           |                |             | sion System .....                                     |                 |                |             |
| Return - Gear To Pump .....            |                 | *13"           |             | <b>V-8 4.4 L ENG.; V-8 5.0 L ENG.; V-8 5.7 L ENG.</b> |                 |                |             |
| Return - Hydroboost To Pump .....      |                 | *42"           |             | Pressure .....  |                 |                |             |
| <b>1982</b>                            |                 |                |             | Return .....  |                 |                |             |
| <b>V-6 3.8 L ENG.</b>                  |                 |                |             | Return .....  |                 |                |             |
| Pressure; Eng. VIN A; W/Calif. Emis-   |                 |                |             | Pressure .....  |                 |                |             |
| sion System .....                      | 80138           |                |             | Return .....  |                 |                |             |
| Pressure; Eng. VIN K; W/O Calif. Emis- |                 |                |             | Return .....  |                 |                |             |
| sion System .....                      | 71043           |                |             | Return .....  |                 |                |             |
| Return; Eng. VIN A; W/Calif. Emission  |                 | *13"           |             | Return .....  |                 |                |             |
| System .....                           |                 |                |             | Return .....  |                 |                |             |
| Return; Eng. VIN K; W/O Calif. Emis-   |                 | *18"           |             | Return .....  |                 |                |             |
| sion System .....                      |                 |                |             | Return .....  |                 |                |             |

\* Cut From C.P.E. 3/8" I.D. Hose: 71350 (48"), 81352 (25').  
 † Cut From S.A.E. 11/32" I.D. Hose: 80062 (12"), 80063 (24"), 80064 (36"), 81353 (25').  
 ★ Cut From S.A.E. 3/8" I.D. Hose: 71224 (24"), 71236 (36"), 71206 (48"), 81206 (25'). May Also Use 3/8" C.P.E.  
 ❖ Cut From S.A.E. 5/8" I.D. Hose: 71351 (36").  
 □ Cut From 1/2" I.D. Suction Hose: 71296 (36"), 81354 (10').  
 ❖ Cut From 5/8" I.D. Suction Hose: 71207 (42"), 81355 (10').  
 \* Cut From 3/4" I.D. Suction Hose: 71297 (36"), 81356 (10').  
 ☆ See Page A14 For Pump or Gear Identification.

Ⓜ Two Required.  
 Ⓝ Three Required.  
 Ⓞ Four Required.  
 Ⓢ Cut To Fit.  
 Ⓣ Replaces Both Upper and Lower Hose.  
 ▲ 252660 Adaptor Required For Some Models.  
 ❖ See Page A6 For Installation Procedure.

SYSTEM PUMP & GEAR IDENT.

SYSTEM & COMPONENT IDENT.

PASS. CARS

LIGHT TRUCKS

MEDIUM/HEAVY TRUCKS

BUSES

HOSE NUMERICAL

REPAIR KITS

KIT NUMERICAL

ILLUSTRATIONS

# Power Steering Hose for Passenger Cars

|                                      | Application                                     | Assembly Number | Multi-Use Hose | End Fitting | Application                          | Assembly Number | Multi-Use Hose | End Fitting |
|--------------------------------------|---|-----------------|----------------|-------------|--------------------------------------|-----------------|----------------|-------------|
| <b>SYSTEM PUMP &amp; GEAR IDENT.</b> | <b>CHEVROLET - Continued</b>                    |                 |                |             | <b>CHEVROLET - Continued</b>         |                 |                |             |
| <b>SYSTEM &amp; COMPONENT IDENT.</b> | <b>MALIBU - Continued</b>                       |                 |                |             | <b>MALIBU - Continued</b>            |                 |                |             |
|                                      | <b>1979 - Continued</b>                         |                 |                |             | <b>1973 - Continued</b>              |                 |                |             |
|                                      | <b>V-8 267 ENG.; V-8 305 ENG.; V-8 350 ENG.</b> |                 |                |             | <b>V-8 454 ENG. - Continued</b>      |                 |                |             |
|                                      | Pressure; W/A.C.....                            | 80141           |                |             | Return .....                         | ≈70518          | ★24"           | 39135       |
|                                      | Pressure; W/O A.C.....                          | 70260           |                |             |                                      |                 |                |             |
|                                      | Return .....                                    | ≈70551          | ★20"           | 39135       |                                      |                 |                |             |
|                                      | <b>1978</b>                                     |                 |                |             | <b>MONTE CARLO</b>                   |                 |                |             |
|                                      | <b>V-6 200 ENG.</b>                             |                 |                |             | <b>1995</b>                          |                 |                |             |
|                                      | Pressure .....                                  | 70247           |                |             | <b>V-6 3.1 L ENG.</b>                |                 |                |             |
|                                      | Return .....                                    | ≈70551          | ★20"           | 39135       | Pressure .....                       | 91796           |                |             |
|                                      | <b>V-6 231 ENG.</b>                             |                 |                |             | Return - From Gear; W/Cooler.....    | 92065           | ★26"           |             |
|                                      | Pressure; W/A.P.....                            | 80137           |                |             | Return - Pipe To Pump; W/Cooler..... |                 | ★4"            |             |
|                                      | Pressure; W/O A.P.....                          | 70247           |                |             | <b>V-6 3.4 L ENG.</b>                |                 |                |             |
|                                      | Return .....                                    | ≈70177          | ★18"           | 39859       | Pressure .....                       | 91808           |                |             |
| <b>PASS. CARS</b>                    | <b>V-8 305 ENG.; V-8 350 ENG.</b>               |                 |                |             | Return - Cooler To Pipe.....         |                 | ★12"           |             |
|                                      | Pressure; W/A.C.....                            | 80141           |                |             | Return - From Gear; W/Cooler.....    | 91911           |                |             |
|                                      | Pressure; W/O A.C.....                          | 70260           |                |             | Return - Pipe To Pump; W/Cooler..... |                 | ★5"            |             |
|                                      | Return .....                                    | ≈70551          | ★20"           | 39135       | <b>1988</b>                          |                 |                |             |
| <b>LIGHT TRUCKS</b>                  | <b>1977</b>                                     |                 |                |             | <b>V-6 4.3 L ENG.</b>                |                 |                |             |
|                                      | <b>6-CYL. 250 ENG.</b>                          |                 |                |             | Pressure; W/A.C.....                 | 70419           |                |             |
|                                      | Pressure; W/A.P.....                            | 80133           |                |             | Pressure; W/O A.C.....               | 71043           |                |             |
|                                      | Pressure; W/O A.P.....                          | 80132           |                |             | Return .....                         |                 | ★12"           |             |
|                                      | Return .....                                    | ≈70518          | ★16"           | 39859       | <b>V-8 5.0 L ENG.</b>                |                 |                |             |
| <b>MEDIUM/HEAVY TRUCKS</b>           | <b>V-8 305 ENG.; V-8 350 ENG.</b>               |                 |                |             | Pressure; W/O A.C.....               | 71074           |                |             |
|                                      | Pressure .....                                  | 80116           |                |             | Pressure - Pump To Tee; W/A.C.....   | 70404           |                |             |
|                                      | Return .....                                    | ≈70518          | ★20"           | 39135       | Pressure - Tee To Gear; W/A.C.....   | 39138           |                |             |
|                                      | <b>1976</b>                                     |                 |                |             | Return; W/O A.C.....                 |                 | ★12"           |             |
|                                      | <b>6-CYL. 250 ENG.</b>                          |                 |                |             | Return - Pump To Tee; W/A.C.....     |                 | ★11"           |             |
|                                      | Pressure; W/A.P.....                            | 80133           |                |             | <b>1987</b>                          |                 |                |             |
|                                      | Pressure; W/O A.P.....                          | 80132           |                |             | <b>V-6 3.8 L ENG. (CANADA)</b>       |                 |                |             |
|                                      | Return .....                                    |                 | ★              |             | Pressure .....                       | 80138           |                |             |
| <b>BUSES</b>                         | <b>V-8 305 ENG.; V-8 350 ENG.; V-8 400 ENG.</b> |                 |                |             | Return .....                         |                 | ★13"           |             |
|                                      | Pressure .....                                  | 80123           |                |             | <b>V-6 4.3 L ENG.</b>                |                 |                |             |
|                                      | Return .....                                    | ≈70518          | ★24"           | 39135       | Pressure; W/A.C.....                 | 70419           |                |             |
|                                      | <b>1975-1974</b>                                |                 |                |             | Pressure; W/O A.C.....               | 71043           |                |             |
|                                      | <b>6-CYL. 250 ENG.</b>                          |                 |                |             | Return .....                         |                 | ★12"           |             |
|                                      | Pressure .....                                  | ▲71058          |                |             | <b>V-8 5.0 L ENG.</b>                |                 |                |             |
|                                      | Return .....                                    | ≈70629          | ★22"           | 39859       | Pressure; W/O A.C.....               | 71074           |                |             |
| <b>HOSE NUMERICAL</b>                | <b>V-8 350 ENG.; V-8 400 ENG.</b>               |                 |                |             | Pressure - Pump To Tee; W/A.C.....   | 70404           |                |             |
|                                      | Pressure .....                                  | 80123           |                |             | Pressure - Tee To Gear; W/A.C.....   | 39138           |                |             |
|                                      | Return .....                                    | ≈70518          | ★24"           | 39135       | Return; W/O A.C.....                 |                 | ★12"           |             |
|                                      | <b>V-8 454 ENG.</b>                             |                 |                |             | Return - Pump To Tee; W/A.C.....     |                 | ★11"           |             |
|                                      | Pressure .....                                  | 70263           |                |             | <b>1986</b>                          |                 |                |             |
|                                      | Return .....                                    | ≈70518          | ★24"           | 39135       | <b>V-6 3.8 L ENG. (CANADA)</b>       |                 |                |             |
| <b>REPAIR KITS</b>                   | <b>1973</b>                                     |                 |                |             | Pressure .....                       | 80138           |                |             |
|                                      | <b>6-CYL. 250 ENG.</b>                          |                 |                |             | Return .....                         |                 | ★13"           |             |
|                                      | Pressure .....                                  | ▲71058          |                |             | <b>V-6 4.3 L ENG.</b>                |                 |                |             |
|                                      | Return .....                                    | ≈70629          | ★22"           | 39859       | Pressure; W/A.C.....                 | 70419           |                |             |
|                                      | <b>V-8 307 ENG.</b>                             |                 |                |             | Pressure; W/O A.C.....               | 71043           |                |             |
|                                      | Pressure .....                                  | 70260           |                |             | Return .....                         |                 | ★12"           |             |
|                                      | Return .....                                    | ≈70518          | ★24"           | 39135       | <b>V-8 5.0 L ENG.</b>                |                 |                |             |
| <b>KIT NUMERICAL</b>                 | <b>V-8 350 ENG.</b>                             |                 |                |             | Pressure; W/O A.C.....               | 71074           |                |             |
|                                      | Pressure .....                                  | 80123           |                |             | Pressure - Pump To Tee; W/A.C.....   | 70404           |                |             |
|                                      | Return .....                                    | ≈70518          | ★24"           | 39135       | Pressure - Tee To Gear; W/A.C.....   | 39138           |                |             |
|                                      | <b>V-8 454 ENG.</b>                             |                 |                |             | Return; W/O A.C.....                 |                 | ★12"           |             |
|                                      | Pressure .....                                  | 70263           |                |             | Return - Pump To Tee; W/A.C.....     |                 | ★9"            |             |

\* Cut From C.P.E. 3/8" I.D. Hose: 71350 (48"), 81352 (25").  
 † Cut From S.A.E. 11/32" I.D. Hose: 80062 (12"), 80063 (24"), 80064 (36"), 81353 (25").  
 ★ Cut From S.A.E. 3/8" I.D. Hose: 71224 (24"), 71236 (36"), 71206 (48"), 81206 (25"). May Also Use 3/8" C.P.E.  
 † Cut From S.A.E. 5/8" I.D. Hose: 71351 (36").  
 □ Cut From 1/2" I.D. Suction Hose: 71296 (36"), 81354 (10').  
 † Cut From 5/8" I.D. Suction Hose: 71207 (42"), 81355 (10').  
 \* Cut From 3/4" I.D. Suction Hose: 71297 (36"), 81356 (10').  
 ☆ See Page A14 For Pump or Gear Identification.

② Two Required.  
 ③ Three Required.  
 ④ Four Required.  
 ≈ Cut To Fit.  
 \* Replaces Both Upper and Lower Hose.  
 † 252660 Adaptor Required For Some Models.  
 † See Page A6 For Installation Procedure.

# Power Steering Hose for Passenger Cars

| Application   | Assembly Number | Multi-Use Hose | End Fitting | Application   | Assembly Number | Multi-Use Hose | End Fitting |
|---|-----------------|----------------|-------------|---|-----------------|----------------|-------------|
| <b>CHEVROLET - Continued</b>                          |                 |                |             | <b>CHEVROLET - Continued</b>  |                 |                |             |
| <b>MONTE CARLO - Continued</b>                        |                 |                |             | <b>MONTE CARLO - Continued</b>  |                 |                |             |
| <b>1985</b>   |                 |                |             | <b>1982 - Continued</b>   |                 |                |             |
| <b>V-6 3.8 L ENG. (CANADA)</b>                        |                 |                |             | <b>V-6 3.8 L ENG. - Continued</b>   |                 |                |             |
| Pressure .....  | 80138           |                |             | Return; Eng. VIN K; W/O Calif. Emission System.....                             |                 | *18"           |             |
| Return .....  |                 | *12"           |             |   |                 |                |             |
| <b>V-6 4.3 L ENG.</b>                                 |                 |                |             | <b>V-6 4.3 L DIESEL ENG.</b>  |                 |                |             |
| Pressure .....  | 71043           |                |             | Pressure .....  | 71219           |                |             |
| Return .....  |                 | *12"           |             | Reservoir .....   |                 | ♣              |             |
|   |                 |                |             | Return .....  |                 | *13"           |             |
| <b>V-8 5.0 L ENG.</b>                                 |                 |                |             | <b>V-8 4.4 L ENG.; V-8 5.0 L ENG.</b>   |                 |                |             |
| Pressure .....  | 71074           |                |             | Pressure .....  | 71074           |                |             |
| Return .....  |                 | *12"           |             | Return .....  |                 | *12"           |             |
| <b>1984</b>   |                 |                |             | <b>V-8 5.7 L DIESEL ENG.</b>  |                 |                |             |
| <b>V-6 3.8 L ENG.</b>                                 |                 |                |             | Pressure - Hydroboost To Gear.....  |                 |                |             |
| Pressure; Eng. VIN 9; W/O Calif. Emission System..... | 71043           |                |             | Pressure - Pump To Hydroboost.....  | 71084           |                |             |
| Pressure; Eng. VIN A; W/Calif. Emission System.....   | 80138           |                |             | Return - Gear To Pump.....  |                 | *13"           |             |
| Return; Eng. VIN 9; W/O Calif. Emission System.....   |                 | *18"           |             | Return - Hydroboost To Pump.....  |                 | *42"           |             |
| Return; Eng. VIN A; W/Calif. Emission System.....     |                 | *13"           |             |   |                 |                |             |
| <b>V-8 5.0 L ENG.</b>                                 |                 |                |             | <b>1981</b>   |                 |                |             |
| Pressure .....  | 71074           |                |             | <b>V-6 3.8 L ENG.</b>   |                 |                |             |
| Return .....  |                 | *12"           |             | Pressure; Eng. VIN A; W/Calif. Emission System.....                             |                 |                |             |
|   |                 |                |             | Pressure; Eng. VIN K; W/O Calif. Emission System.....                           |                 |                |             |
|   |                 |                |             | Pressure; W/Turbo.....  |                 |                |             |
|   |                 |                |             | Return; W/O Turbo.....  |                 |                |             |
|   |                 |                |             | Return; W/Turbo.....  |                 |                |             |
| <b>V-8 5.7 L DIESEL ENG.</b>                          |                 |                |             | <b>V-8 4.4 L ENG.; V-8 5.0 L ENG.</b>   |                 |                |             |
| Pressure - Hydroboost To Gear.....                    | 71226           |                |             | Pressure .....  |                 |                |             |
| Pressure - Pump To Hydroboost.....                    | 71225           |                |             | Return .....  |                 |                |             |
| Return - Gear To Pump.....                            |                 | *13"           |             |   |                 |                |             |
| Return - Hydroboost To Pump.....                      |                 | *42"           |             |   |                 |                |             |
| <b>1983</b>   |                 |                |             | <b>1980</b>   |                 |                |             |
| <b>V-6 3.8 L ENG.</b>                                 |                 |                |             | <b>V-6 3.8 L ENG.</b>   |                 |                |             |
| Pressure; Eng. VIN 9; W/O Calif. Emission System..... | 71043           |                |             | Pressure; Eng. VIN 3.....   |                 |                |             |
| Pressure; Eng. VIN A; W/Calif. Emission System.....   | 80138           |                |             | Pressure; Eng. VIN K; W/O Calif. Emission System.....                           |                 |                |             |
| Return; Eng. VIN 9; W/O Calif. Emission System.....   |                 | *18"           |             | Pressure; W/A.P.; Eng. VIN A; W/Calif. Emission System.....                     |                 |                |             |
| Return; Eng. VIN A; W/Calif. Emission System.....     |                 | *13"           |             | Pressure; W/O A.P.; W/Flared Fitting; Eng. VIN A; W/Calif. Emission System..... |                 |                |             |
|   |                 |                |             | Pressure; W/O A.P.; W/O-Ring Fitting; Eng. VIN A; W/Calif. Emission System..... |                 |                |             |
|   |                 |                |             | Return; Eng. VIN 3.....   |                 |                |             |
|   |                 |                |             | Return; Eng. VIN A; W/Calif. Emission System.....                               |                 |                |             |
|   |                 |                |             | Return; Eng. VIN K; W/O Calif. Emission System.....                             |                 |                |             |
| <b>V-6 4.3 L DIESEL ENG.</b>                          |                 |                |             | <b>V-8 4.4 L ENG.; V-8 5.0 L ENG.</b>   |                 |                |             |
| Pressure .....  | 71219           |                |             | Pressure .....  |                 |                |             |
| Reservoir .....                                       |                 | ♣              |             | Return .....  |                 |                |             |
| Return .....  |                 | *13"           |             |   |                 |                |             |
| <b>V-8 5.0 L ENG.</b>                                 |                 |                |             | <b>1979</b>   |                 |                |             |
| Pressure .....  | 71074           |                |             | <b>V-6 200 ENG.</b>   |                 |                |             |
| Return .....  |                 | *12"           |             | Pressure; W/Flared Fitting; W/O Calif. Emission System.....                     |                 |                |             |
|   |                 |                |             | Pressure; W/O-Ring Fitting; W/O Calif. Emission System.....                     |                 |                |             |
|   |                 |                |             | Return .....  |                 |                |             |
| <b>V-8 5.7 L DIESEL ENG.</b>                          |                 |                |             | <b>V-6 231 ENG.</b>   |                 |                |             |
| Pressure - Hydroboost To Gear.....                    | 71226           |                |             | Pressure; Eng. VIN 2.....   |                 |                |             |
| Pressure - Pump To Hydroboost.....                    | 71225           |                |             | Pressure; Eng. VIN A; W/A.P.....  |                 |                |             |
| Return - Gear To Pump.....                            |                 | *13"           |             | Pressure; Eng. VIN A; W/O A.P.....  |                 |                |             |
| Return - Hydroboost To Pump.....                      |                 | *42"           |             |   |                 |                |             |
| <b>1982</b>   |                 |                |             |   |                 |                |             |
| <b>V-6 3.8 L ENG.</b>                                 |                 |                |             |   |                 |                |             |
| Pressure; Eng. VIN A; W/Calif. Emission System.....   | 80138           |                |             |   |                 |                |             |
| Pressure; Eng. VIN K; W/O Calif. Emission System..... | 71043           |                |             |   |                 |                |             |
| Return; Eng. VIN A; W/Calif. Emission System.....     |                 | *13"           |             |   |                 |                |             |

**SYSTEM PUMP & GEAR IDENT.**

**SYSTEM & COMPONENT IDENT.**

**PASS. CARS**

**LIGHT TRUCKS**

**MEDIUM/HEAVY TRUCKS**

**BUSES**

**HOSE NUMERICAL**

**REPAIR KITS**

**KIT NUMERICAL**

**ILLUSTRATIONS**

\* Cut From C.P.E. 3/8" I.D. Hose: 71350 (48"), 81352 (25').  
 † Cut From S.A.E. 11/32" I.D. Hose: 80062 (12"), 80063 (24"), 80064 (36"), 81353 (25').  
 ★ Cut From S.A.E. 3/8" I.D. Hose: 71224 (24"), 71236 (36"), 71206 (48"), 81206 (25'). May Also Use 3/8" C.P.E.  
 ♣ Cut From S.A.E. 5/8" I.D. Hose: 71351 (36").  
 □ Cut From 1/2" I.D. Suction Hose: 71296 (36"), 81354 (10').  
 ♠ Cut From 5/8" I.D. Suction Hose: 71207 (42"), 81355 (10').  
 \* Cut From 3/4" I.D. Suction Hose: 71297 (36"), 81356 (10').  
 ☆ See Page A14 For Pump or Gear Identification.

Ⓜ Two Required.  
 Ⓝ Three Required.  
 Ⓞ Four Required.  
 ⚡ Cut To Fit.  
 ♠ Replaces Both Upper and Lower Hose.  
 ▲ 252660 Adaptor Required For Some Models.  
 ♣ See Page A6 For Installation Procedure.

# Power Steering Hose for Passenger Cars

|                                      | Application                                     | Assembly Number | Multi-Use Hose | End Fitting | Application                                     | Assembly Number | Multi-Use Hose | End Fitting |
|--------------------------------------|---|-----------------|----------------|-------------|---|-----------------|----------------|-------------|
| <b>SYSTEM PUMP &amp; GEAR IDENT.</b> | <b>CHEVROLET - Continued</b>                    |                 |                |             | <b>CHEVROLET - Continued</b>                    |                 |                |             |
| <b>SYSTEM &amp; COMPONENT IDENT.</b> | <b>MONTE CARLO - Continued</b>                  |                 |                |             | <b>MONTE CARLO - Continued</b>                  |                 |                |             |
|                                      | <b>1979 - Continued</b>                         |                 |                |             | <b>1971 - Continued</b>                         |                 |                |             |
|                                      | <b>V-6 231 ENG. - Continued</b>                 |                 |                |             | <b>V-8 402 ENG.; V-8 454 ENG.</b>               |                 |                |             |
|                                      | Return; Eng. VIN 2 .....                        |                 | ★              |             | Pressure .....                                  | 70269           |                |             |
|                                      | Return; Eng. VIN A .....                        | <70177          | ★18"           | 39859       | Return .....                                    | <70551          | ★28"           | 39135       |
|                                      | <b>V-8 267 ENG.; V-8 305 ENG.</b>               |                 |                |             | <b>1970</b>                                     |                 |                |             |
|                                      | Pressure; W/A.C. ....                           | 80141           |                |             | <b>V-8 350 ENG.</b>                             |                 |                |             |
|                                      | Pressure; W/O A.C. ....                         | 70260           |                |             | Pressure .....                                  | 70255           |                |             |
|                                      | Return .....                                    | <70551          | ★20"           | 39135       | Return .....                                    | <70551          | ★28"           | 39135       |
|                                      | <b>1978</b>                                     |                 |                |             | <b>V-8 400 ENG.; V-8 402 ENG.; V-8 454 ENG.</b> |                 |                |             |
|                                      | <b>V-6 200 ENG.</b>                             |                 |                |             | Pressure .....                                  |                 |                |             |
|                                      | Pressure .....                                  | 70277           |                |             | Return .....                                    | 70269           |                |             |
|                                      | Return .....                                    |                 | ★20"           |             | Return .....                                    | <70551          | ★28"           | 39135       |
| <b>PASS. CARS</b>                    | <b>V-6 231 ENG.</b>                             |                 |                |             | <b>MONZA</b>                                    |                 |                |             |
|                                      | Pressure; W/A.P. ....                           | 80137           |                |             | <b>1980</b>                                     |                 |                |             |
|                                      | Pressure; W/O A.P. ....                         | 70247           |                |             | <b>4-CYL. 2.5 L ENG.</b>                        |                 |                |             |
|                                      | Return .....                                    | <70177          | ★18"           | 39859       | Pressure .....                                  | 71069           |                |             |
|                                      | <b>V-8 305 ENG.</b>                             |                 |                |             | Return .....                                    |                 | ★10"           |             |
|                                      | Pressure; W/A.C. ....                           | 80141           |                |             | <b>V-6 3.8 L ENG.</b>                           |                 |                |             |
|                                      | Pressure; W/O A.C. ....                         | 70260           |                |             | Pressure .....                                  | 71078           |                |             |
|                                      | Return .....                                    | <70551          | ★20"           | 39135       | Return .....                                    |                 | ★15"           |             |
| <b>LIGHT TRUCKS</b>                  | <b>1977</b>                                     |                 |                |             | <b>1979-1978</b>                                |                 |                |             |
|                                      | <b>V-8 305 ENG.; V-8 350 ENG.</b>               |                 |                |             | <b>4-CYL. 151 ENG.</b>                          |                 |                |             |
|                                      | Pressure .....                                  | 80116           |                |             | Return .....                                    | <70629          | ★12"           | 39859       |
|                                      | Return .....                                    | <70518          | ★20"           | 39135       | <b>V-6 196 ENG.; V-6 231 ENG.</b>               |                 |                |             |
|                                      | <b>1976</b>                                     |                 |                |             | Pressure .....                                  |                 |                |             |
|                                      | <b>V-8 305 ENG.; V-8 350 ENG.; V-8 400 ENG.</b> |                 |                |             | Return .....                                    |                 |                |             |
|                                      | Pressure .....                                  | 80116           |                |             | Pressure .....                                  | 80120           |                |             |
|                                      | Return .....                                    | <70551          | ★20"           | 39135       | Return .....                                    | <70518          | ★18"           | 39135       |
|                                      | <b>1975-1973</b>                                |                 |                |             | <b>V-8 305 ENG.</b>                             |                 |                |             |
|                                      | <b>V-8 350 ENG.; V-8 400 ENG.</b>               |                 |                |             | Pressure .....                                  |                 |                |             |
|                                      | Pressure .....                                  | 80116           |                |             | Return .....                                    | 70257           |                |             |
|                                      | Return .....                                    | <70551          | ★20"           | 39135       | Return .....                                    | <70629          | ★12"           | 39859       |
|                                      | <b>V-8 454 ENG.</b>                             |                 |                |             | <b>1977</b>                                     |                 |                |             |
|                                      | Pressure .....                                  | 70269           |                |             | <b>4-CYL. 140 ENG.</b>                          |                 |                |             |
|                                      | Return .....                                    | <70551          | ★20"           | 39135       | Pressure .....                                  | 80218           |                |             |
|                                      | <b>1972</b>                                     |                 |                |             | Return .....                                    | <70518          | ★18"           | 39135       |
|                                      | <b>V-8 350 ENG.</b>                             |                 |                |             | <b>V-8 305 ENG.</b>                             |                 |                |             |
|                                      | Pressure .....                                  | 70255           |                |             | Pressure .....                                  | 70257           |                |             |
|                                      | Return .....                                    | <70551          | ★20"           | 39135       | Return .....                                    | <70629          | ★14"           | 39859       |
|                                      | <b>V-8 400 ENG.</b>                             |                 |                |             | <b>1976</b>                                     |                 |                |             |
|                                      | Pressure .....                                  | 80116           |                |             | <b>4-CYL. 140 ENG.</b>                          |                 |                |             |
|                                      | Return .....                                    | <70551          | ★24"           | 39135       | Pressure .....                                  | 80218           |                |             |
|                                      | <b>V-8 402 ENG.; V-8 454 ENG.</b>               |                 |                |             | Return .....                                    | <70551          | ★18"           | 39135       |
|                                      | Pressure .....                                  | 70269           |                |             | <b>V-8 262 ENG.; V-8 305 ENG.</b>               |                 |                |             |
|                                      | Return .....                                    | <70551          | ★20"           | 39135       | Pressure .....                                  | 70260           |                |             |
|                                      | <b>1971</b>                                     |                 |                |             | Return .....                                    | <70629          | ★14"           | 39859       |
|                                      | <b>V-8 350 ENG.</b>                             |                 |                |             | <b>1975</b>                                     |                 |                |             |
|                                      | Pressure .....                                  | 70255           |                |             | <b>4-CYL. 140 ENG.</b>                          |                 |                |             |
|                                      | Return .....                                    | <70551          | ★28"           | 39135       | Pressure .....                                  | 70260           |                |             |
|                                      | <b>V-8 400 ENG.</b>                             |                 |                |             | Return .....                                    | <70629          | ★18"           | 39859       |
|                                      | Pressure; W/2-Bbl. Carb. ....                   | 70255           |                |             | <b>V-8 262 ENG.; V-8 350 ENG.</b>               |                 |                |             |
|                                      | Pressure; W/4-Bbl. Carb. ....                   | 70269           |                |             | Pressure .....                                  | 70260           |                |             |
|                                      | Return .....                                    | <70551          | ★28"           | 39135       | Return .....                                    | <70629          | ★14"           | 39859       |

**ILLUSTRATIONS**

\* Cut From C.P.E. 3/8" I.D. Hose: 71350 (48"), 81352 (25").  
 † Cut From S.A.E. 11/32" I.D. Hose: 80062 (12"), 80063 (24"), 80064 (36"), 81353 (25").  
 ★ Cut From S.A.E. 3/8" I.D. Hose: 71224 (24"), 71236 (36"), 71206 (48"), 81206 (25"). May Also Use 3/8" C.P.E.  
 ❖ Cut From S.A.E. 5/8" I.D. Hose: 71351 (36").  
 □ Cut From 1/2" I.D. Suction Hose: 71296 (36"), 81354 (10').  
 ❖ Cut From 5/8" I.D. Suction Hose: 71207 (42"), 81355 (10').  
 \* Cut From 3/4" I.D. Suction Hose: 71297 (36"), 81356 (10').  
 ☆ See Page A14 For Pump or Gear Identification.

② Two Required.  
 ③ Three Required.  
 ④ Four Required.  
 < Cut To Fit.  
 \* Replaces Both Upper and Lower Hose.  
 ▲ 252660 Adaptor Required For Some Models.  
 ❖ See Page A6 For Installation Procedure.



# Power Steering Hose for Passenger Cars

| Application                       | Assembly Number | Multi-Use Hose | End Fitting | Application   | Assembly Number | Multi-Use Hose | End Fitting |
|-----------------------------------|-----------------|----------------|-------------|---|-----------------|----------------|-------------|
| <b>CHEVROLET - Continued</b>      |                 |                |             | <b>CHEVROLET - Continued</b>                                  |                 |                |             |
| <b>NOVA</b>                       |                 |                |             | <b>NOVA - Continued</b>                                       |                 |                |             |
| <b>1988</b>                       |                 |                |             | <b>1973 - Continued</b>                                       |                 |                |             |
| <b>4-CYL. 1.6 L ENG.</b>          |                 |                |             | <b>V-8 307 ENG.; V-8 350 ENG.</b>                             |                 |                |             |
| Pressure; Eng. VIN 4.....         | 91632           |                |             | Pressure .....  | 70270           |                |             |
| Return; Eng. VIN 4 .....          |                 | *14"           |             | Return .....  |                 | *              |             |
| Return; Eng. VIN 5 .....          |                 | *17"           |             |   |                 |                |             |
| <b>1987-1985</b>                  |                 |                |             | <b>1972-1971</b>  |                 |                |             |
| <b>4-CYL. 1.6 L ENG.</b>          |                 |                |             | <b>6-CYL. 250 ENG.</b>  |                 |                |             |
| Pressure .....                    | 91632           |                |             | Pressure .....  | 70257           |                |             |
| Return .....                      |                 | *14"           |             | Return .....  | ≠70551          | *30"           | 39135       |
| <b>1979-1978</b>                  |                 |                |             | <b>V-8 307 ENG.; V-8 350 ENG.</b>                             |                 |                |             |
| <b>6-CYL. 250 ENG.</b>            |                 |                |             | Pressure .....  |                 |                |             |
| Pressure; W/A.P.....              | 80133           |                |             | Pressure .....  | 70254           |                |             |
| Pressure; W/O A.P.....            | 80132           |                |             | Return .....  | ≠70551          | *30"           | 39135       |
| Return .....                      | ≠70629          | *12"           | 39859       |   |                 |                |             |
| <b>V-8 305 ENG.; V-8 350 ENG.</b> |                 |                |             | <b>1970</b>   |                 |                |             |
| Pressure .....                    | 80116           |                |             | <b>6-CYL. 230 ENG.; 6-CYL. 250 ENG.</b>                       |                 |                |             |
| Return .....                      | ≠70551          | *20"           | 39135       | Pressure .....  | 70257           |                |             |
| <b>1977</b>                       |                 |                |             | Return .....  | ≠70551          | *30"           | 39135       |
| <b>6-CYL. 250 ENG.</b>            |                 |                |             | <b>V-8 307 ENG.; V-8 350 ENG.; V-8 396 ENG.; V-8 402 ENG.</b> |                 |                |             |
| Pressure; W/A.P.....              | 80133           |                |             | Pressure .....  | 70254           |                |             |
| Pressure; W/O A.P.....            | 80132           |                |             | Return .....  | ≠70551          | *30"           | 39135       |
| Return .....                      | ≠70518          | *16"           | 39859       |   |                 |                |             |
| <b>V-8 305 ENG.; V-8 350 ENG.</b> |                 |                |             | <b>1969</b>   |                 |                |             |
| Pressure .....                    | 80116           |                |             | <b>6-CYL. 230 ENG.; 6-CYL. 250 ENG.</b>                       |                 |                |             |
| Return .....                      | ≠70518          | *20"           | 39135       | Pressure .....  | 70230           |                |             |
| <b>1976</b>                       |                 |                |             | Return .....  | ≠70551          | *27"           | 39135       |
| <b>6-CYL. 250 ENG.</b>            |                 |                |             | <b>V-8 307 ENG.; V-8 350 ENG.; V-8 396 ENG.</b>               |                 |                |             |
| Pressure; W/A.P.....              | 80133           |                |             | Pressure .....  | 70248           |                |             |
| Pressure; W/O A.P.....            | 80132           |                |             | Return .....  | ≠70551          | *27"           | 39135       |
| Return .....                      | ≠70518          | *16"           | 39859       |   |                 |                |             |
| <b>V-8 305 ENG.; V-8 350 ENG.</b> |                 |                |             | <b>SPECTRUM</b>   |                 |                |             |
| Pressure .....                    | 80116           |                |             | <b>1988-1985</b>  |                 |                |             |
| Return .....                      | ≠70518          | *20"           | 39135       | <b>4-CYL. 1.5 L ENG.</b>                                      |                 |                |             |
| <b>1975</b>                       |                 |                |             | Pressure .....  | 71376           |                |             |
| <b>6-CYL. 250 ENG.</b>            |                 |                |             | Reservoir .....   |                 | □              |             |
| Pressure; W/A.P.....              | 80133           |                |             | Return .....  |                 | *12"           |             |
| Pressure; W/O A.P.....            | 80132           |                |             |   |                 |                |             |
| Return .....                      |                 | *              | 39859       | <b>VEGA</b>   |                 |                |             |
| <b>V-8 305 ENG.; V-8 350 ENG.</b> |                 |                |             | <b>1977</b>   |                 |                |             |
| Pressure .....                    | 70263           |                |             | <b>4-CYL. 140 ENG.</b>  |                 |                |             |
| Return .....                      | ≠70551          | *20"           | 39135       | Pressure .....  | 80218           |                |             |
| <b>1975</b>                       |                 |                |             | Return .....  | ≠70518          | *18"           | 39135       |
| <b>6-CYL. 250 ENG.</b>            |                 |                |             | <b>1976</b>   |                 |                |             |
| Pressure; W/A.P.....              | 80133           |                |             | <b>4-CYL. 122 ENG.; 4-CYL. 140 ENG.</b>                       |                 |                |             |
| Pressure; W/O A.P.....            | 80132           |                |             | Pressure .....  | 80218           |                |             |
| Return .....                      |                 | *              | 39859       | Return .....  | ≠70518          | *18"           | 39135       |
| <b>V-8 262 ENG.; V-8 350 ENG.</b> |                 |                |             | <b>1975</b>   |                 |                |             |
| Pressure .....                    | 70263           |                |             | <b>4-CYL. 122 ENG.; 4-CYL. 140 ENG.</b>                       |                 |                |             |
| Return .....                      | ≠70551          | *20"           | 39135       | Pressure .....  | 70260           |                |             |
| <b>1974</b>                       |                 |                |             | Return .....  | ≠70629          | *18"           | 39859       |
| <b>6-CYL. 250 ENG.</b>            |                 |                |             | <b>1974-1973</b>  |                 |                |             |
| Pressure .....                    | 70257           |                |             | <b>4-CYL. 140 ENG.</b>  |                 |                |             |
| Return .....                      | ≠70551          | *30"           | 39135       | Pressure .....  | 70260           |                |             |
| <b>V-8 350 ENG.</b>               |                 |                |             | Return .....  | ≠70629          | *18"           | 39859       |
| Pressure .....                    | 70270           |                |             |   |                 |                |             |
| Return .....                      |                 | *              |             |   |                 |                |             |
| <b>1973</b>                       |                 |                |             |   |                 |                |             |
| <b>6-CYL. 250 ENG.</b>            |                 |                |             |   |                 |                |             |
| Pressure .....                    | 70257           |                |             |   |                 |                |             |
| Return .....                      | ≠70551          | *30"           | 39135       |   |                 |                |             |

- SYSTEM PUMP & GEAR IDENT.
- SYSTEM & COMPONENT IDENT.
- PASS. CARS
- LIGHT TRUCKS
- MEDIUM/HEAVY TRUCKS
- BUSES
- HOSE NUMERICAL
- REPAIR KITS
- KIT NUMERICAL
- ILLUSTRATIONS

\* Cut From C.P.E. 3/8" I.D. Hose: 71350 (48"), 81352 (25').  
 † Cut From S.A.E. 11/32" I.D. Hose: 80062 (12"), 80063 (24"), 80064 (36"), 81353 (25').  
 ★ Cut From S.A.E. 3/8" I.D. Hose: 71224 (24"), 71236 (36"), 71206 (48"), 81206 (25'). May Also Use 3/8" C.P.E.  
 ❖ Cut From S.A.E. 5/8" I.D. Hose: 71351 (36").  
 □ Cut From 1/2" I.D. Suction Hose: 71296 (36"), 81354 (10').  
 ❖ Cut From 5/8" I.D. Suction Hose: 71207 (42"), 81355 (10').  
 \* Cut From 3/4" I.D. Suction Hose: 71297 (36"), 81356 (10').  
 ☆ See Page A14 For Pump or Gear Identification.

Ⓜ Two Required.  
 Ⓝ Three Required.  
 Ⓞ Four Required.  
 ≠ Cut To Fit.  
 Ⓢ Replaces Both Upper and Lower Hose.  
 ▲ 252660 Adaptor Required For Some Models.  
 ❖ See Page A6 For Installation Procedure.

# Power Steering Hose for Passenger Cars

|                                      | Application                              | Assembly Number | Multi-Use Hose | End Fitting | Application  | Assembly Number | Multi-Use Hose | End Fitting |
|--------------------------------------|--|-----------------|----------------|-------------|--|-----------------|----------------|-------------|
| <b>SYSTEM PUMP &amp; GEAR IDENT.</b> | <b>CHEVROLET - Continued</b>             |                 |                |             | <b>CHRYSLER - Continued</b>                              |                 |                |             |
|                                      | <b>VEGA - Continued</b>                  |                 |                |             | <b>CORDOBA - Continued</b>                               |                 |                |             |
|                                      | <b>1972-1971</b>                         |                 |                |             | <b>1981</b>  |                 |                |             |
|                                      | <b>4-CYL. 140 ENG.</b>                   |                 |                |             | <b>6-CYL. 3.7 L ENG.; V-8 5.2 L ENG.</b>                 |                 |                |             |
|                                      | Pressure .....                           | 70260           |                |             | Pressure .....   | 71137           |                |             |
| <b>SYSTEM &amp; COMPONENT IDENT.</b> | Return .....                             | ≠70177          | ★18"           | 39859       | Return .....   |                 | ★12"           |             |
|                                      | <b>CHRYSLER</b>                          |                 |                |             | <b>1980</b>  |                 |                |             |
|                                      | <b>CIRRUS</b>                            |                 |                |             | <b>6-CYL. 3.7 L ENG.; V-8 5.2 L ENG.; V-8 5.9 L ENG.</b> |                 |                |             |
|                                      | <b>1995</b>                              |                 |                |             | <b>1979</b>  |                 |                |             |
|                                      | <b>4-CYL. 2.4 L ENG.</b>                 |                 |                |             | <b>V-8 318 ENG.; V-8 360 ENG.</b>                        |                 |                |             |
| <b>PASS. CARS</b>                    | Pressure .....                           | 80314           |                |             | Pressure; W/A.P. ....                                    | 71156           |                |             |
|                                      | Return - Cooler To Intermediate Hose...  | 92075           | †14"           |             | Pressure; W/O A.P. ....                                  | 70351           |                |             |
|                                      | Return - Gear To Cooler .....            | 92074           | †14"           |             | Return .....   |                 | ★15"           |             |
|                                      | Return - Pipe To Pipe .....              |                 | ★12"           |             | <b>1978-1977</b>   |                 |                |             |
|                                      | Return - Pipe To Reservoir .....         |                 | ★20"           |             | <b>V-8 318 ENG.; V-8 360 ENG.</b>                        |                 |                |             |
| <b>LIGHT TRUCKS</b>                  | <b>V-6 2.5 L ENG.</b>                    |                 |                |             | <b>V-8 318 ENG.; V-8 360 ENG.</b>                        |                 |                |             |
|                                      | Pressure .....                           | 91896           |                |             | Pressure; W/A.P. ....                                    | 71156           |                |             |
|                                      | Return - Cooler To Intermediate Hose...  | 92075           | †14"           |             | Pressure; W/O A.P. ....                                  | 70351           |                |             |
|                                      | Return - Gear To Cooler .....            | 92074           | †14"           |             | Return .....   |                 | ★15"           |             |
|                                      | Return - Pipe To Pipe .....              |                 | ★12"           |             | <b>V-8 400 ENG.</b>                                      |                 |                |             |
|                                      | Return - Pipe To Reservoir .....         |                 | ★20"           |             | Pressure; W/Chrysler P.S. Pump; ☆D...                    | 80126           |                |             |
|                                      | <b>CONCORDE</b>                          |                 |                |             | Pressure; W/Saginaw P.S. Pump; ☆B...                     | 70347           |                |             |
|                                      | <b>1995</b>                              |                 |                |             | Return .....   |                 | ★15"           |             |
| <b>MEDIUM/HEAVY TRUCKS</b>           | <b>V-6 3.3 L ENG.</b>                    |                 |                |             | <b>1976</b>  |                 |                |             |
|                                      | Pressure .....                           | 80061           |                |             | <b>V-8 318 ENG.; V-8 360 ENG.</b>                        |                 |                |             |
|                                      | Reservoir; Dec. 12 & Newer .....         | 80169           |                |             | Pressure; W/Chrysler P.S. Pump; ☆D...                    | 80127           |                |             |
|                                      | Return; W/O Cooler .....                 |                 | †14"           |             | Pressure; W/Saginaw P.S. Pump;                           |                 |                |             |
|                                      | <b>V-6 3.5 L ENG.</b>                    |                 |                |             | W/A.P.; ☆B .....   | 71156           |                |             |
|                                      | Pressure .....                           | 91823           |                |             | Pressure; W/Saginaw P.S. Pump; W/O                       |                 |                |             |
|                                      | Return; W/O Cooler .....                 |                 | †14"           |             | A.P.; ☆B .....   | 70351           |                |             |
| <b>BUSES</b>                         | <b>1994-1993</b>                         |                 |                |             | Return .....   |                 | ★15"           |             |
|                                      | <b>V-6 3.3 L ENG.</b>                    |                 |                |             | <b>V-8 400 ENG.</b>                                      |                 |                |             |
|                                      | Pressure .....                           | 80061           |                |             | Pressure; W/Chrysler P.S. Pump; ☆D...                    | 80126           |                |             |
|                                      | Reservoir .....                          | 80165           |                |             | Pressure; W/Saginaw P.S. Pump; ☆B...                     | 70351           |                |             |
|                                      | Return; W/O Cooler .....                 |                 | †14"           |             | Return .....   |                 | ★15"           |             |
|                                      | <b>V-6 3.5 L ENG.</b>                    |                 |                |             | <b>1975</b>  |                 |                |             |
|                                      | Pressure .....                           | 91823           |                |             | <b>V-8 318 ENG.; V-8 360 ENG.; V-8 400 ENG.</b>          |                 |                |             |
|                                      | Reservoir .....                          | 80164           |                |             | Pressure; W/Chrysler P.S. Pump; ☆D...                    | 80126           |                |             |
|                                      | Return; W/O Cooler .....                 |                 | †14"           |             | Pressure; W/Saginaw P.S. Pump;                           |                 |                |             |
| <b>HOSE NUMERICAL</b>                | <b>CONQUEST</b>                          |                 |                |             | W/A.P.; ☆B .....   | 71156           |                |             |
|                                      | <b>1989-1987</b>                         |                 |                |             | Pressure; W/Saginaw P.S. Pump; W/O                       |                 |                |             |
|                                      | <b>4-CYL. 2.6 L ENG.</b>                 |                 |                |             | A.P.; ☆B .....   | 70347           |                |             |
|                                      | Pressure .....                           | 91620           |                |             | Return .....   |                 | ★15"           |             |
|                                      | Reservoir .....                          |                 | □              |             | <b>DAYTONA</b>   |                 |                |             |
|                                      | Return - Cooler To Reservoir .....       |                 | ★18"           |             | <b>1993</b>  |                 |                |             |
|                                      | Return - Gear To Cooler .....            | 91905           |                |             | <b>4-CYL. 2.2 L ENG. (CANADA)</b>                        |                 |                |             |
| <b>REPAIR KITS</b>                   | <b>CORDOBA</b>                           |                 |                |             | Pressure; W/Saginaw P.S. Pump; ☆B...                     | 91508           |                |             |
|                                      | <b>1983-1982</b>                         |                 |                |             | Pressure; W/ZF P.S. Pump .....                           | 91703           |                |             |
|                                      | <b>6-CYL. 3.7 L ENG.; V-8 5.2 L ENG.</b> |                 |                |             | Return .....   |                 | ★20"           |             |
|                                      | Pressure .....                           | 71137           |                |             | <b>4-CYL. 2.5 L ENG. (CANADA)</b>                        |                 |                |             |
|                                      | Return; W/O Cooler .....                 |                 | ★12"           |             | Pressure .....   | 91508           |                |             |
|                                      | Return - Cooler To Reservoir .....       |                 | ★3"            |             | Return .....   |                 | ★13"           |             |
|                                      | Return - Gear To Cooler .....            |                 | ★10"           |             | <b>V-6 3.0 L ENG. (CANADA)</b>                           |                 |                |             |
|                                      |  |                 |                |             | Pressure .....   | 71804           |                |             |
|                                      |  |                 |                |             | Return .....   |                 | ★14"           |             |

**ILLUSTRATIONS**

\* Cut From C.P.E. 3/8" I.D. Hose: 71350 (48"), 81352 (25").  
 † Cut From S.A.E. 11/32" I.D. Hose: 80062 (12"), 80063 (24"), 80064 (36"), 81353 (25").  
 ★ Cut From S.A.E. 3/8" I.D. Hose: 71224 (24"), 71236 (36"), 71206 (48"), 81206 (25"). May Also Use 3/8" C.P.E.  
 ❖ Cut From S.A.E. 5/8" I.D. Hose: 71351 (36").  
 □ Cut From 1/2" I.D. Suction Hose: 71296 (36"), 81354 (10').  
 ❖ Cut From 5/8" I.D. Suction Hose: 71207 (42"), 81355 (10').  
 ✱ Cut From 3/4" I.D. Suction Hose: 71297 (36"), 81356 (10').  
 ☆ See Page A14 For Pump or Gear Identification.

② Two Required.  
 ③ Three Required.  
 ④ Four Required.  
 ≪ Cut To Fit.  
 ☉ Replaces Both Upper and Lower Hose.  
 ▲ 252660 Adaptor Required For Some Models.  
 ❖ See Page A6 For Installation Procedure.

# Power Steering Hose for Passenger Cars

| Application   | Assembly Number | Multi-Use Hose | End Fitting | Application                                 | Assembly Number | Multi-Use Hose | End Fitting |                                      |
|---|-----------------|----------------|-------------|---|-----------------|----------------|-------------|--------------------------------------|
| <b>CHRYSLER - Continued</b>                                   |                 |                |             | <b>CHRYSLER - Continued</b>                 |                 |                |             | <b>SYSTEM PUMP &amp; GEAR IDENT.</b> |
| <b>DAYTONA - Continued</b>                                    |                 |                |             | <b>DYNASTY</b>                              |                 |                |             |                                      |
| <b>1992</b>   |                 |                |             | <b>1993</b>                                 |                 |                |             | <b>SYSTEM &amp; COMPONENT IDENT.</b> |
| <b>4-CYL. 2.2 L ENG. (CANADA)</b>                             |                 |                |             | <b>V-6 3.3 L ENG. (CANADA)</b>              |                 |                |             |                                      |
| Pressure; W/Saginaw P.S. Pump; ☆B...                          | 91508           |                |             | Pressure .....                              | 71805           |                |             |                                      |
| Pressure; W/ZF P.S. Pump .....                                | 91703           |                |             | Reservoir .....                             |                 | ♣9"            |             |                                      |
| Return .....  |                 | ★20"           |             | Return .....                                |                 | ★15"           |             |                                      |
| <b>4-CYL. 2.5 L ENG. (CANADA)</b>                             |                 |                |             | <b>1992-1991</b>                            |                 |                |             | <b>PASS. CARS</b>                    |
| Pressure .....  | 91508           |                | ★13"        | <b>4-CYL. 2.5 L ENG. (CANADA)</b>           |                 |                |             |                                      |
| Return .....  |                 |                |             | Pressure .....                              | 91508           |                | ★13"        |                                      |
| <b>V-6 3.0 L ENG. (CANADA)</b>                                |                 |                |             | <b>V-6 3.3 L ENG. (CANADA)</b>              |                 |                |             | <b>LIGHT TRUCKS</b>                  |
| Pressure .....  | 80277           |                | ★14"        | Pressure .....                              | 71805           |                | ♣9"         |                                      |
| Return .....  |                 |                |             | Reservoir .....                             |                 |                | ★16"        |                                      |
| <b>1991</b>   |                 |                |             | <b>1990</b>                                 |                 |                |             | <b>MEDIUM/HEAVY TRUCKS</b>           |
| <b>4-CYL. 2.5 L ENG. (CANADA)</b>                             |                 |                |             | <b>4-CYL. 2.5 L ENG. (CANADA)</b>           |                 |                |             |                                      |
| Pressure .....  | 91508           |                | ★13"        | Pressure .....                              | 91508           |                | ★13"        |                                      |
| Return .....  |                 |                |             | Return .....                                |                 |                |             |                                      |
| <b>V-6 3.0 L ENG. (CANADA)</b>                                |                 |                |             | <b>V-6 3.0 L ENG. (CANADA)</b>              |                 |                |             | <b>BUSES</b>                         |
| Pressure .....  | 80277           |                | ★14"        | Pressure .....                              | 80277           |                | ★14"        |                                      |
| Return .....  |                 |                |             | Return .....                                |                 |                |             |                                      |
| <b>1990</b>   |                 |                |             | <b>V-6 3.3 L ENG. (CANADA)</b>              |                 |                |             | <b>HOSE NUMERICAL</b>                |
| <b>4-CYL. 2.2 L ENG. (CANADA)</b>                             |                 |                |             | <b>4-CYL. 2.5 L ENG. (CANADA)</b>           |                 |                |             |                                      |
| Pressure .....  | 91703           |                | ★13"        | Pressure .....                              | 91508           |                | ★12"        |                                      |
| Return .....  |                 |                |             | Return .....                                |                 |                |             |                                      |
| <b>4-CYL. 2.5 L ENG. (CANADA)</b>                             |                 |                |             | <b>1989-1988</b>                            |                 |                |             | <b>REPAIR KITS</b>                   |
| Pressure .....  | 91508           |                | ★13"        | <b>4-CYL. 2.5 L ENG. (CANADA)</b>           |                 |                |             |                                      |
| Return .....  |                 |                |             | Pressure .....                              | 91508           |                | ★12"        |                                      |
| <b>V-6 3.0 L ENG. (CANADA)</b>                                |                 |                |             | <b>V-6 3.0 L ENG. (CANADA)</b>              |                 |                |             | <b>KIT NUMERICAL</b>                 |
| Pressure .....  | 80277           |                | ★14"        | Pressure .....                              | 71804           |                | ★24"        |                                      |
| Return .....  |                 |                |             | Return .....                                |                 |                |             |                                      |
| <b>1989</b>   |                 |                |             | <b>E CLASS</b>                              |                 |                |             | <b>ILLUSTRATIONS</b>                 |
| <b>4-CYL. 2.2 L ENG. (CANADA); 4-CYL. 2.5 L ENG. (CANADA)</b> |                 |                |             | <b>1984</b>                                 |                 |                |             |                                      |
| Pressure; W/Saginaw P.S. Pump; ☆B...                          | 91508           |                |             | <b>4-CYL. 2.2 L ENG.; 4-CYL. 2.6 L ENG.</b> |                 |                |             |                                      |
| Pressure; W/ZF P.S. Pump .....                                | 91703           |                | ★13"        | Pressure .....                              | 91508           |                | ★12"        |                                      |
| Return .....  |                 |                |             | Return .....                                |                 |                |             |                                      |
| <b>1988</b>   |                 |                |             | <b>1983</b>                                 |                 |                |             |                                      |
| <b>4-CYL. 2.2 L ENG. (CANADA); 4-CYL. 2.5 L ENG. (CANADA)</b> |                 |                |             | <b>4-CYL. 2.2 L ENG.; 4-CYL. 2.6 L ENG.</b> |                 |                |             |                                      |
| Pressure; W/Saginaw P.S. Pump; ☆B...                          | 91508           |                |             | Pressure .....                              | 91476           |                | ★12"        |                                      |
| Pressure; W/ZF P.S. Pump; Sept. 26 & Older .....              | 91665           |                |             | Return .....                                |                 |                |             |                                      |
| Pressure; W/ZF P.S. Pump; Sept. 27 & Newer .....              | 91703           |                | ★13"        | <b>EXECUTIVE</b>                            |                 |                |             |                                      |
| Return .....  |                 |                |             | <b>1986</b>                                 |                 |                |             |                                      |
| <b>1987</b>   |                 |                |             | <b>4-CYL. 2.2 L ENG. (CANADA)</b>           |                 |                |             |                                      |
| <b>4-CYL. 2.2 L ENG. (CANADA); 4-CYL. 2.5 L ENG. (CANADA)</b> |                 |                |             | <b>4-CYL. 2.2 L ENG. (CANADA)</b>           |                 |                |             |                                      |
| Pressure .....  | 91508           |                | ★10"        | Pressure .....                              | 91508           |                | ★12"        |                                      |
| Return .....  |                 |                |             | Return .....                                |                 |                |             |                                      |
| <b>1986-1984</b>  |                 |                |             | <b>1985-1984</b>                            |                 |                |             |                                      |
| <b>4-CYL. 2.2 L ENG. (CANADA)</b>                             |                 |                |             | <b>4-CYL. 2.6 L ENG.</b>                    |                 |                |             |                                      |
| Pressure .....  | 91508           |                | ★10"        | Pressure .....                              | 91508           |                | ★12"        |                                      |
| Return .....  |                 |                |             | Return .....                                |                 |                |             |                                      |

\* Cut From C.P.E. 3/8" I.D. Hose: 71350 (48"), 81352 (25').  
 † Cut From S.A.E. 11/32" I.D. Hose: 80062 (12"), 80063 (24"), 80064 (36"), 81353 (25').  
 ★ Cut From S.A.E. 3/8" I.D. Hose: 71224 (24"), 71236 (36"), 71206 (48"), 81206 (25'). May Also Use 3/8" C.P.E.  
 ♣ Cut From S.A.E. 5/8" I.D. Hose: 71351 (36").  
 □ Cut From 1/2" I.D. Suction Hose: 71296 (36"), 81354 (10').  
 ♠ Cut From 5/8" I.D. Suction Hose: 71207 (42"), 81355 (10').  
 ✱ Cut From 3/4" I.D. Suction Hose: 71297 (36"), 81356 (10').  
 ☆ See Page A14 For Pump or Gear Identification.

② Two Required.  
 ③ Three Required.  
 ④ Four Required.  
 ≡ Cut To Fit.  
 ♠ Replaces Both Upper and Lower Hose.  
 ▲ 252660 Adaptor Required For Some Models.  
 ♣ See Page A6 For Installation Procedure.

# Power Steering Hose for Passenger Cars

|                                      | Application                              | Assembly Number | Multi-Use Hose | End Fitting | Application                                 | Assembly Number | Multi-Use Hose | End Fitting |
|--------------------------------------|--|-----------------|----------------|-------------|---|-----------------|----------------|-------------|
| <b>SYSTEM PUMP &amp; GEAR IDENT.</b> | <b>CHRYSLER - Continued</b>              |                 |                |             | <b>CHRYSLER - Continued</b>                 |                 |                |             |
| <b>SYSTEM &amp; COMPONENT IDENT.</b> | <b>EXECUTIVE - Continued</b>             |                 |                |             | <b>IMPERIAL - Continued</b>                 |                 |                |             |
| <b>PASS. CARS</b>                    | <b>1983</b>                              |                 |                |             | <b>1972-1969</b>                            |                 |                |             |
|                                      | <b>4-CYL. 2.6 L ENG.</b>                 |                 |                |             | <b>V-8 440 ENG.</b>                         |                 |                |             |
|                                      | Pressure .....                           | 91476           |                |             | Pressure .....                              | 80119           |                |             |
|                                      | Return .....                             |                 | ★12"           |             | Return .....                                |                 | ★12"           |             |
| <b>LIGHT TRUCKS</b>                  | <b>FIFTH AVENUE</b>                      |                 |                |             | <b>1968-1967</b>                            |                 |                |             |
|                                      | <b>1989-1984</b>                         |                 |                |             | <b>V-8 440 ENG.</b>                         |                 |                |             |
|                                      | <b>V-8 5.2 L ENG.</b>                    |                 |                |             | Pressure .....                              |                 |                |             |
|                                      | Pressure .....                           | 71137           |                |             | Pressure .....                              | 70329           |                |             |
|                                      | Return; W/O Cooler .....                 |                 | ★12"           |             | Return .....                                |                 | ★12"           |             |
|                                      | Return - Cooler To Pump .....            |                 | ★3"            |             |   |                 |                |             |
|                                      | Return - Gear To Cooler .....            |                 | ★10"           |             |   |                 |                |             |
| <b>MEDIUM/HEAVY TRUCKS</b>           | <b>1983</b>                              |                 |                |             | <b>1966</b>                                 |                 |                |             |
|                                      | <b>6-CYL. 3.7 L ENG.; V-8 5.2 L ENG.</b> |                 |                |             | <b>V-8 440 ENG.</b>                         |                 |                |             |
|                                      | Pressure .....                           | 71137           |                |             | Pressure .....                              | 70329           |                |             |
|                                      | Return; W/O Cooler .....                 |                 | ★12"           |             | Reservoir .....                             |                 | ⊕45"           |             |
|                                      | Return - Cooler To Pump .....            |                 | ★3"            |             |   |                 |                |             |
|                                      | Return - Gear To Cooler .....            |                 | ★10"           |             |   |                 |                |             |
| <b>BUSES</b>                         | <b>IMPERIAL</b>                          |                 |                |             | <b>1965-1962</b>                            |                 |                |             |
|                                      | <b>1993</b>                              |                 |                |             | <b>V-8 413 ENG.</b>                         |                 |                |             |
|                                      | <b>V-6 3.8 L ENG.</b>                    |                 |                |             | Pressure .....                              |                 |                |             |
|                                      | Pressure .....                           | 71805           |                |             | Pressure .....                              | 70329           |                |             |
|                                      | Return .....                             |                 | ★15"           |             | Reservoir .....                             |                 | ⊕45"           |             |
|                                      | Return .....                             |                 |                |             |   |                 |                |             |
| <b>HOSE NUMERICAL</b>                | <b>1992</b>                              |                 |                |             | <b>1961-1959</b>                            |                 |                |             |
|                                      | <b>V-6 3.8 L ENG.</b>                    |                 |                |             | <b>V-8 413 ENG.</b>                         |                 |                |             |
|                                      | Pressure .....                           | 71805           |                |             | Reservoir .....                             |                 | ⊕              |             |
|                                      | Reservoir .....                          |                 | ⊕9"            |             |   |                 |                |             |
|                                      | Return .....                             |                 | ★13"           |             |   |                 |                |             |
| <b>REPAIR KITS</b>                   | <b>1991</b>                              |                 |                |             | <b>1958-1957</b>                            |                 |                |             |
|                                      | <b>V-6 3.3 L ENG.; V-6 3.8 L ENG.</b>    |                 |                |             | <b>V-8 392 ENG.</b>                         |                 |                |             |
|                                      | Pressure .....                           | 71805           |                |             | Reservoir .....                             |                 | ⊕              |             |
|                                      | Reservoir .....                          |                 | ⊕9"            |             |   |                 |                |             |
|                                      | Return .....                             |                 | ★13"           |             |   |                 |                |             |
| <b>KIT NUMERICAL</b>                 | <b>1990</b>                              |                 |                |             | <b>INTREPID</b>                             |                 |                |             |
|                                      | <b>V-6 3.3 L ENG.</b>                    |                 |                |             | <b>1995</b>                                 |                 |                |             |
|                                      | Pressure .....                           | 71805           |                |             | <b>V-6 3.3 L ENG. (CANADA)</b>              |                 |                |             |
|                                      | Return .....                             |                 | ★13"           |             | Pressure .....                              | 80061           |                |             |
|                                      |  |                 |                |             | Reservoir; Dec. 12 & Newer.....             | 80169           |                |             |
| <b>ILLUSTRATIONS</b>                 | <b>1983-1981</b>                         |                 |                |             | <b>V-6 3.5 L ENG. (CANADA)</b>              |                 |                |             |
|                                      | <b>V-8 5.2 L ENG.</b>                    |                 |                |             | Pressure .....                              |                 |                |             |
|                                      | Pressure .....                           | 71137           |                |             | Pressure .....                              | 91823           |                |             |
|                                      | Return; W/O Cooler .....                 |                 | ★12"           |             | Return; W/O Cooler .....                    |                 | ★14"           |             |
|                                      | Return - Cooler To Pump .....            |                 | ★3"            |             | Return - Cooler To Reservoir .....          | 80169           |                |             |
|                                      | Return - Gear To Cooler .....            |                 | ★10"           |             |   |                 |                |             |
|                                      | <b>1975-1974</b>                         |                 |                |             | <b>1994-1993</b>                            |                 |                |             |
|                                      | <b>V-8 440 ENG.</b>                      |                 |                |             | <b>V-6 3.3 L ENG. (CANADA)</b>              |                 |                |             |
|                                      | Pressure; W/A.P.....                     | 80126           |                |             | Pressure .....                              | 80061           |                |             |
|                                      | Pressure; W/O A.P.....                   | 70353           |                |             | Reservoir .....                             | 80165           |                |             |
|                                      | Return .....                             |                 | ★15"           |             | Return; W/O Cooler .....                    |                 | ★14"           |             |
|                                      | <b>1973</b>                              |                 |                |             | <b>V-6 3.5 L ENG. (CANADA)</b>              |                 |                |             |
|                                      | <b>V-8 440 ENG.</b>                      |                 |                |             | Pressure .....                              |                 |                |             |
|                                      | Pressure .....                           | 70353           |                |             | Pressure .....                              | 91823           |                |             |
|                                      | Return .....                             |                 | ★15"           |             | Reservoir .....                             | 80164           |                |             |
|                                      |  |                 |                |             | Return; W/O Cooler .....                    |                 | ★14"           |             |
|                                      | <b>1972-1971</b>                         |                 |                |             | <b>LASER</b>                                |                 |                |             |
|                                      | <b>V-8 440 ENG.</b>                      |                 |                |             | <b>1986</b>                                 |                 |                |             |
|                                      | Pressure .....                           |                 |                |             | <b>4-CYL. 2.2 L ENG.; 4-CYL. 2.5 L ENG.</b> |                 |                |             |
|                                      | Return .....                             |                 |                |             | Pressure .....                              | 91508           |                |             |
|                                      |  |                 |                |             | Return .....                                |                 | ★10"           |             |
|                                      | <b>1970-1969</b>                         |                 |                |             | <b>1985-1984</b>                            |                 |                |             |
|                                      | <b>V-8 440 ENG.</b>                      |                 |                |             | <b>4-CYL. 2.2 L ENG.</b>                    |                 |                |             |
|                                      | Pressure .....                           |                 |                |             | Pressure .....                              | 91508           |                |             |
|                                      | Return .....                             |                 |                |             | Return .....                                |                 | ★10"           |             |

\* Cut From C.P.E. 3/8" I.D. Hose: 71350 (48"), 81352 (25").  
 † Cut From S.A.E. 11/32" I.D. Hose: 80062 (12"), 80063 (24"), 80064 (36"), 81353 (25").  
 ★ Cut From S.A.E. 3/8" I.D. Hose: 71224 (24"), 71236 (36"), 71206 (48"), 81206 (25"). May Also Use 3/8" C.P.E.  
 ♣ Cut From S.A.E. 5/8" I.D. Hose: 71351 (36").  
 □ Cut From 1/2" I.D. Suction Hose: 71296 (36"), 81354 (10').  
 ⊕ Cut From 5/8" I.D. Suction Hose: 71207 (42"), 81355 (10').  
 ✱ Cut From 3/4" I.D. Suction Hose: 71297 (36"), 81356 (10').  
 ☆ See Page A14 For Pump or Gear Identification.

② Two Required.  
 ③ Three Required.  
 ④ Four Required.  
 ≡ Cut To Fit.  
 ⊕ Replaces Both Upper and Lower Hose.  
 ▲ 252660 Adaptor Required For Some Models.  
 ⊕ See Page A6 For Installation Procedure.

# Power Steering Hose for Passenger Cars

| Application                                     | Assembly Number | Multi-Use Hose | End Fitting | Application                                 | Assembly Number | Multi-Use Hose | End Fitting |       |
|---|-----------------|----------------|-------------|---|-----------------|----------------|-------------|-------|
| <b>CHRYSLER - Continued</b>                     |                 |                |             | <b>CHRYSLER - Continued</b>                 |                 |                |             |       |
| <b>LEBARON</b>                                  |                 |                |             | <b>LEBARON - Continued</b>                  |                 |                |             |       |
| <b>1995</b>                                     |                 |                |             | <b>1983-1982</b>                            |                 |                |             |       |
| <b>V-6 3.0 L ENG.</b>                           |                 |                |             | <b>4-CYL. 2.2 L ENG.; 4-CYL. 2.6 L ENG.</b> |                 |                |             |       |
| Pressure .....                                  | 71804           |                |             | Pressure .....                              | 91476           |                |             |       |
| Return .....                                    |                 | †14"           |             | Return .....                                |                 | ★12"           |             |       |
| <b>1994-1993</b>                                |                 |                |             | <b>1981-1980</b>                            |                 |                |             |       |
| <b>4-CYL. 2.5 L ENG.</b>                        |                 |                |             | <b>6-CYL. 3.7 L ENG.; V-8 5.2 L ENG.</b>    |                 |                |             |       |
| Pressure .....                                  | 91508           |                |             | Pressure .....                              | 71137           |                |             |       |
| Return .....                                    |                 | ★13"           |             | Return .....                                |                 | ★12"           |             |       |
| <b>V-6 3.0 L ENG.</b>                           |                 |                |             | <b>1979</b>                                 |                 |                |             |       |
| Pressure .....                                  | 71804           |                |             | <b>6-CYL. 225 ENG.</b>                      |                 |                |             |       |
| Return .....                                    |                 | ★14"           |             | Pressure; Feb. 1 & Newer.....               | 71054           |                |             |       |
| <b>1992-1991</b>                                |                 |                |             | Pressure; Jan. 31 & Older.....              |                 |                |             | 71156 |
| <b>4-CYL. 2.5 L ENG.</b>                        |                 |                |             | Return .....                                |                 |                |             | ★12"  |
| Pressure .....                                  | 91508           |                |             | <b>V-8 318 ENG.; V-8 360 ENG.</b>           |                 |                |             |       |
| Return .....                                    |                 | ★13"           |             | Pressure; W/A.P.....                        | 71156           |                |             |       |
| <b>V-6 3.0 L ENG.</b>                           |                 |                |             | Pressure; W/O A.P.....                      |                 |                |             | 80131 |
| Pressure .....                                  | 80277           |                |             | Return .....                                |                 | ★12"           |             |       |
| Return .....                                    |                 | †14"           |             | <b>1978</b>                                 |                 |                |             |       |
| <b>1990</b>                                     |                 |                |             | <b>6-CYL. 225 ENG.</b>                      |                 |                |             |       |
| <b>4-CYL. 2.2 L ENG.</b>                        |                 |                |             | Pressure .....                              |                 |                |             | 80131 |
| Pressure; W/Saginaw P.S. Pump; ☆B...            | 91508           |                |             | Return .....                                |                 | ★12"           |             |       |
| Pressure; W/ZF P.S. Pump.....                   | 91703           |                |             | <b>V-8 318 ENG.; V-8 360 ENG.</b>           |                 |                |             |       |
| Return .....                                    |                 | ★13"           |             | Pressure; W/A.P.....                        | 71156           |                |             |       |
| <b>4-CYL. 2.5 L ENG.</b>                        |                 |                |             | Pressure; W/O A.P.....                      |                 |                |             | 70351 |
| Pressure .....                                  | 91508           |                |             | Return .....                                |                 | ★12"           |             |       |
| Return .....                                    |                 | ★13"           |             | <b>1977</b>                                 |                 |                |             |       |
| <b>V-6 3.0 L ENG.</b>                           |                 |                |             | <b>V-8 318 ENG.</b>                         |                 |                |             |       |
| Pressure .....                                  | 80277           |                |             | Pressure; W/A.P.....                        | 71156           |                |             |       |
| Return .....                                    |                 | †14"           |             | Pressure; W/O A.P.....                      | 70351           |                |             |       |
| <b>1989</b>                                     |                 |                |             | Return .....                                |                 |                |             | ★12"  |
| <b>4-CYL. 2.2 L ENG.; 4-CYL. 2.5 L ENG.</b>     |                 |                |             | <b>1967</b>                                 |                 |                |             |       |
| Pressure; W/Saginaw P.S. Pump; ☆B...            | 91508           |                |             | <b>V-8 440 ENG.</b>                         |                 |                |             |       |
| Pressure; W/ZF P.S. Pump.....                   | 91703           |                |             | Pressure .....                              | 70329           |                |             |       |
| Return .....                                    |                 | ★13"           |             | Return .....                                |                 | ★24"           |             |       |
| <b>1988</b>                                     |                 |                |             | <b>1966</b>                                 |                 |                |             |       |
| <b>4-CYL. 2.2 L ENG.; 4-CYL. 2.5 L ENG.</b>     |                 |                |             | <b>V-8 440 ENG.</b>                         |                 |                |             |       |
| Pressure; W/Saginaw P.S. Pump; ☆B...            | 91508           |                |             | Pressure .....                              | 70329           |                |             |       |
| Pressure; W/ZF P.S. Pump; Sept. 25 & Older..... | 91665           |                |             | Reservoir .....                             |                 | ⊕24"           |             |       |
| Pressure; W/ZF P.S. Pump; Sept. 26 & Newer..... | 91703           |                |             | <b>1965</b>                                 |                 |                |             |       |
| Return .....                                    |                 | ★13"           |             | <b>V-8 413 ENG.</b>                         |                 |                |             |       |
| <b>1987-1986</b>                                |                 |                |             | Pressure .....                              |                 |                |             | 70329 |
| <b>4-CYL. 2.2 L ENG.; 4-CYL. 2.5 L ENG.</b>     |                 |                |             | Reservoir .....                             |                 |                |             | ⊕24"  |
| Pressure .....                                  | 91508           |                |             | <b>1964-1962</b>                            |                 |                |             |       |
| Return .....                                    |                 | ★10"           |             | <b>V-8 413 ENG.</b>                         |                 |                |             |       |
| <b>1985-1984</b>                                |                 |                |             | Pressure .....                              |                 |                |             | 70329 |
| <b>4-CYL. 2.2 L ENG.; 4-CYL. 2.6 L ENG.</b>     |                 |                |             | Reservoir .....                             |                 |                |             | ⊕45"  |
| Pressure .....                                  | 91508           |                |             | <b>1961-1959</b>                            |                 |                |             |       |
| Return .....                                    |                 | ★10"           |             | <b>V-8 413 ENG.</b>                         |                 |                |             |       |
|   |                 |                |             | Reservoir .....                             |                 |                |             | ⊕     |

- \* Cut From C.P.E. 3/8" I.D. Hose: 71350 (48"), 81352 (25').
- † Cut From S.A.E. 11/32" I.D. Hose: 80062 (12"), 80063 (24"), 80064 (36"), 81353 (25').
- ★ Cut From S.A.E. 3/8" I.D. Hose: 71224 (24"), 71236 (36"), 71206 (48"), 81206 (25'). May Also Use 3/8" C.P.E.
- ♣ Cut From S.A.E. 5/8" I.D. Hose: 71351 (36").
- Cut From 1/2" I.D. Suction Hose: 71296 (36"), 81354 (10').
- ⊕ Cut From 5/8" I.D. Suction Hose: 71207 (42"), 81355 (10').
- ✱ Cut From 3/4" I.D. Suction Hose: 71297 (36"), 81356 (10').
- ☆ See Page A14 For Pump or Gear Identification.

- Ⓜ Two Required.
- Ⓝ Three Required.
- Ⓞ Four Required.
- ⊖ Cut To Fit.
- ⊕ Replaces Both Upper and Lower Hose.
- ▲ 252660 Adaptor Required For Some Models.
- ⊕ See Page A6 For Installation Procedure.

SYSTEM PUMP & GEAR IDENT.

SYSTEM & COMPONENT IDENT.

PASS. CARS

LIGHT TRUCKS

MEDIUM/HEAVY TRUCKS

BUSES

HOSE NUMERICAL

REPAIR KITS

KIT NUMERICAL

ILLUSTRATIONS



# Power Steering Hose for Passenger Cars

|                                      | Application                           | Assembly Number | Multi-Use Hose | End Fitting | Application                                 | Assembly Number | Multi-Use Hose | End Fitting |
|--------------------------------------|---------------------------------------|-----------------|----------------|-------------|---|-----------------|----------------|-------------|
| <b>SYSTEM PUMP &amp; GEAR IDENT.</b> | <b>CHRYSLER - Continued</b>           |                 |                |             | <b>CHRYSLER - Continued</b>                 |                 |                |             |
|                                      | <b>LEBARON - Continued</b>            |                 |                |             | <b>NEW YORKER - Continued</b>               |                 |                |             |
|                                      | <b>1958-1957</b>                      |                 |                |             | <b>1988 - Continued</b>                     |                 |                |             |
|                                      | <b>V-8 392 ENG.</b>                   |                 |                |             | <b>V-6 3.0 L ENG.</b>                       |                 |                |             |
|                                      | Reservoir .....                       |                 | ✦              |             | Pressure .....                              | 80277           |                |             |
|                                      |                                       |                 |                |             | Return .....                                |                 |                | ★12"        |
| <b>SYSTEM &amp; COMPONENT IDENT.</b> | <b>LHS</b>                            |                 |                |             | <b>1987-1986</b>                            |                 |                |             |
|                                      | <b>1995</b>                           |                 |                |             | <b>4-CYL. 2.2 L ENG.; 4-CYL. 2.5 L ENG.</b> |                 |                |             |
|                                      | Pressure .....                        | 91823           |                |             | Pressure .....                              | 91508           |                |             |
|                                      | Return; W/O Cooler .....              |                 | †14"           |             | Return .....                                |                 |                | ★12"        |
|                                      | <b>1994</b>                           |                 |                |             | <b>1985-1984</b>                            |                 |                |             |
| <b>PASS. CARS</b>                    | <b>V-6 3.5 L ENG.</b>                 |                 |                |             | <b>4-CYL. 2.2 L ENG.; 4-CYL. 2.6 L ENG.</b> |                 |                |             |
|                                      | Pressure .....                        | 91823           |                |             | Pressure .....                              | 91508           |                |             |
|                                      | Reservoir .....                       | 80164           |                |             | Return .....                                |                 |                | ★12"        |
|                                      | Return; W/O Cooler .....              |                 | †14"           |             | <b>1983</b>                                 |                 |                |             |
|                                      | <b>NEW YORKER</b>                     |                 |                |             | <b>4-CYL. 2.2 L ENG.; 4-CYL. 2.6 L ENG.</b> |                 |                |             |
|                                      | <b>1995</b>                           |                 |                |             | Pressure .....                              |                 |                |             |
|                                      | Pressure .....                        | 91823           |                |             | Return .....                                | 91476           |                | ★12"        |
|                                      | Return; W/O Cooler .....              |                 | †14"           |             | <b>1982</b>                                 |                 |                |             |
| <b>LIGHT TRUCKS</b>                  | <b>V-6 3.5 L ENG.</b>                 |                 |                |             | <b>6-CYL. 3.7 L ENG.; V-8 5.2 L ENG.</b>    |                 |                |             |
|                                      | Pressure .....                        | 91823           |                |             | Pressure .....                              | 71137           |                |             |
|                                      | Return; W/O Cooler .....              |                 | †14"           |             | Return .....                                |                 |                | ★12"        |
|                                      | <b>1994</b>                           |                 |                |             | <b>1981</b>                                 |                 |                |             |
|                                      | <b>V-6 3.5 L ENG.</b>                 |                 |                |             | <b>V-8 5.2 L ENG.</b>                       |                 |                |             |
|                                      | Pressure .....                        | 91823           |                |             | Pressure .....                              | 71137           |                |             |
|                                      | Reservoir .....                       | 80164           |                |             | Return .....                                |                 |                | ★12"        |
|                                      | Return; W/O Cooler .....              |                 | †14"           |             | <b>1980</b>                                 |                 |                |             |
| <b>MEDIUM/HEAVY TRUCKS</b>           | <b>1993</b>                           |                 |                |             | <b>V-8 5.2 L ENG.; V-8 5.9 L ENG.</b>       |                 |                |             |
|                                      | <b>V-6 3.3 L ENG.</b>                 |                 |                |             | Pressure .....                              |                 |                |             |
|                                      | Pressure .....                        | 71805           |                |             | Return .....                                | 71137           |                | ★12"        |
|                                      | Reservoir .....                       |                 | ✦6"            |             | <b>1979</b>                                 |                 |                |             |
|                                      | Return .....                          |                 | ★16"           |             | <b>V-8 318 ENG.; V-8 360 ENG.</b>           |                 |                |             |
|                                      | <b>V-6 3.8 L ENG.</b>                 |                 |                |             | Pressure; W/A.P. ....                       |                 |                |             |
|                                      | Pressure .....                        | 71805           |                |             | Pressure; W/O A.P. ....                     | 71156           |                |             |
|                                      | Reservoir .....                       |                 | ✦6"            |             | Return .....                                | 70351           |                | ★12"        |
|                                      | Return .....                          |                 | ★15"           |             | <b>1978</b>                                 |                 |                |             |
|                                      | <b>1992-1991</b>                      |                 |                |             | <b>V-8 360 ENG.</b>                         |                 |                |             |
|                                      | <b>V-6 3.3 L ENG.; V-6 3.8 L ENG.</b> |                 |                |             | Pressure; W/A.P. ....                       |                 |                |             |
|                                      | Pressure .....                        | 71805           |                |             | Pressure; W/O A.P. ....                     | 70347           |                |             |
|                                      | Reservoir .....                       |                 | ✦9"            |             | Return .....                                |                 |                | ★12"        |
|                                      | Return .....                          |                 | ★13"           |             | <b>V-8 400 ENG.; V-8 440 ENG.</b>           |                 |                |             |
|                                      | <b>1990</b>                           |                 |                |             | Pressure; W/A.P. ....                       |                 |                |             |
|                                      | <b>V-6 3.3 L ENG.</b>                 |                 |                |             | Pressure; W/O A.P. ....                     |                 |                |             |
|                                      | Pressure .....                        | 71805           |                |             | Return .....                                |                 |                | ★12"        |
|                                      | Return .....                          |                 | ★16"           |             | <b>1977</b>                                 |                 |                |             |
|                                      | <b>1989</b>                           |                 |                |             | <b>V-8 360 ENG.</b>                         |                 |                |             |
|                                      | <b>V-6 3.0 L ENG.</b>                 |                 |                |             | Pressure .....                              |                 |                |             |
|                                      | Pressure .....                        | 80277           |                |             | Return .....                                | 70351           |                | ★12"        |
|                                      | Return .....                          |                 | ★12"           |             | <b>V-8 400 ENG.</b>                         |                 |                |             |
|                                      | <b>1988</b>                           |                 |                |             | Pressure .....                              |                 |                |             |
|                                      | <b>4-CYL. 2.2 L ENG.</b>              |                 |                |             | Return .....                                |                 |                |             |
|                                      | Pressure .....                        | 91508           |                |             | Pressure .....                              | 71156           |                |             |
|                                      | Return .....                          |                 | ★12"           |             | Return .....                                | 70351           |                | ★12"        |

**ILLUSTRATIONS**

\* Cut From C.P.E. 3/8" I.D. Hose: 71350 (48"), 81352 (25').  
 † Cut From S.A.E. 11/32" I.D. Hose: 80062 (12"), 80063 (24"), 80064 (36"), 81353 (25').  
 ★ Cut From S.A.E. 3/8" I.D. Hose: 71224 (24"), 71236 (36"), 71206 (48"), 81206 (25'). May Also Use 3/8" C.P.E.  
 ✦ Cut From S.A.E. 5/8" I.D. Hose: 71351 (36").  
 □ Cut From 1/2" I.D. Suction Hose: 71296 (36"), 81354 (10').  
 ✧ Cut From 5/8" I.D. Suction Hose: 71207 (42"), 81355 (10').  
 ✨ Cut From 3/4" I.D. Suction Hose: 71297 (36"), 81356 (10').  
 ☆ See Page A14 For Pump or Gear Identification.

② Two Required.  
 ③ Three Required.  
 ④ Four Required.  
 ≍ Cut To Fit.  
 ✧ Replaces Both Upper and Lower Hose.  
 ▲ 252660 Adaptor Required For Some Models.  
 ✦ See Page A6 For Installation Procedure.

# Power Steering Hose for Passenger Cars

| Application   | Assembly Number | Multi-Use Hose | End Fitting | Application  | Assembly Number | Multi-Use Hose | End Fitting |
|---|-----------------|----------------|-------------|--|-----------------|----------------|-------------|
| <b>CHRYSLER - Continued</b>   |                 |                |             | <b>CHRYSLER - Continued</b>                              |                 |                |             |
| <b>NEW YORKER - Continued</b>   |                 |                |             | <b>NEW YORKER - Continued</b>                            |                 |                |             |
| <b>1977 - Continued</b>   |                 |                |             | <b>1965</b>  |                 |                |             |
| <b>V-8 440 ENG. - Continued</b>   |                 |                |             | <b>V-8 413 ENG.</b>                                      |                 |                |             |
| Return .....  |                 | ★12"           |             | Pressure .....   | 70329           |                |             |
|   |                 |                |             | Reservoir .....  |                 | ✦24"           |             |
| <b>1976</b>   |                 |                |             | <b>1964-1962</b>   |                 |                |             |
| <b>V-8 400 ENG.; V-8 440 ENG.</b>   |                 |                |             | <b>V-8 413 ENG.</b>                                      |                 |                |             |
| Pressure; W/Chrysler P.S. Pump;<br>W/A.P.; ☆D .....   | 80126           |                |             | Pressure .....   | 70329           |                |             |
| Pressure; W/Chrysler P.S. Pump; W/O<br>A.P.; ☆D .....   | 70353           |                |             | Reservoir .....  |                 | ✦45"           |             |
| Pressure; W/Saginaw P.S. Pump; ☆B...<br>Return .....  | 70351           |                | ★12"        | <b>1961-1959</b>   |                 |                |             |
| <b>1975</b>   |                 |                |             | <b>V-8 413 ENG.</b>                                      |                 |                |             |
| <b>V-8 400 ENG.; V-8 440 ENG.</b>   |                 |                |             | Reservoir .....  |                 |                |             |
| Pressure; W/Chrysler P.S. Pump;<br>W/A.P.; ☆D .....   | 80126           |                |             |  |                 | ✦              |             |
| Pressure; W/Chrysler P.S. Pump; W/O<br>A.P.; ☆D .....   | 70353           |                |             | <b>1958-1957</b>   |                 |                |             |
| Pressure; W/Saginaw P.S. Pump; ☆B...<br>Return .....  | 70347           |                | ★12"        | <b>V-8 392 ENG.</b>                                      |                 |                |             |
| <b>1974</b>   |                 |                |             | Reservoir .....  |                 |                |             |
| <b>V-8 440 ENG.</b>   |                 |                |             |  |                 |                |             |
| Pressure; W/Chrysler P.S. Pump;<br>W/A.P.; ☆D .....   | 80126           |                |             | <b>NEWPORT</b>   |                 |                |             |
| Pressure; W/Chrysler P.S. Pump; W/O<br>A.P.; ☆D .....   | 70353           |                |             | <b>1981</b>  |                 |                |             |
| Pressure; W/Saginaw P.S. Pump; ☆B...<br>Return .....  | 70347           |                | ★12"        | <b>6-CYL. 3.7 L ENG.; V-8 5.2 L ENG.</b>                 |                 |                |             |
| <b>1973</b>   |                 |                |             | Pressure .....   |                 |                |             |
| <b>V-8 440 ENG.</b>   |                 |                |             | 71137  |                 |                |             |
| Pressure; W/A.P. ....   | 80126           |                |             | Return .....   |                 | ★12"           |             |
| Pressure; W/O A.P. ....   | 70353           |                |             | <b>1980</b>  |                 |                |             |
| Return .....  |                 | ★12"           |             | <b>6-CYL. 3.7 L ENG.; V-8 5.2 L ENG.; V-8 5.9 L ENG.</b> |                 |                |             |
| <b>1972-1970</b>  |                 |                |             | Pressure .....   |                 |                |             |
| <b>V-8 440 ENG.</b>   |                 |                |             | 71137  |                 |                |             |
| Pressure; W/Chrysler P.S. Pump; ☆D...<br>Pressure; W/Saginaw P.S. Pump; ☆B...<br>Return ..... | 80119<br>70343  |                | ★12"        | <b>1979</b>  |                 |                |             |
| <b>1969</b>   |                 |                |             | <b>6-CYL. 225 ENG.</b>                                   |                 |                |             |
| <b>V-8 440 ENG.</b>   |                 |                |             | Pressure; Feb. 1 & Newer.....                            |                 |                |             |
| Pressure .....  | 80119           |                | ★12"        | Pressure; Jan. 31 & Older.....                           | 71054<br>71156  |                |             |
| Return .....  |                 |                |             | Return .....   |                 | ★12"           |             |
| <b>1968</b>   |                 |                |             | <b>V-8 318 ENG.; V-8 360 ENG.</b>                        |                 |                |             |
| <b>V-8 440 ENG.</b>   |                 |                |             | Pressure; W/A.P. ....                                    |                 |                |             |
| Pressure .....  | 80119           |                | ★12"        | Pressure; W/O A.P. ....                                  | 71156<br>70351  |                |             |
| Return .....  |                 |                |             | Return .....   |                 | ★12"           |             |
| <b>1967</b>   |                 |                |             | <b>1978</b>  |                 |                |             |
| <b>V-8 383 ENG.; V-8 440 ENG.</b>   |                 |                |             | <b>V-8 360 ENG.</b>                                      |                 |                |             |
| Pressure .....  | 70329           |                | ★24"        | Pressure; W/A.P. ....                                    | 70351           |                |             |
| Return .....  |                 |                |             | Pressure; W/O A.P. ....                                  | 70347           |                | ★12"        |
| <b>1966</b>   |                 |                |             | <b>V-8 400 ENG.; V-8 440 ENG.</b>                        |                 |                |             |
| <b>V-8 383 ENG.; V-8 440 ENG.</b>   |                 |                |             | Pressure; W/A.P. ....                                    |                 |                |             |
| Pressure .....  | 70329           |                |             | Pressure; W/O A.P. ....                                  | 71156<br>70351  |                | ★12"        |
| Reservoir .....   |                 |                | ✦24"        | Return .....   |                 |                |             |

\* Cut From C.P.E. 3/8" I.D. Hose: 71350 (48"), 81352 (25").  
 † Cut From S.A.E. 11/32" I.D. Hose: 80062 (12"), 80063 (24"), 80064 (36"), 81353 (25").  
 ★ Cut From S.A.E. 3/8" I.D. Hose: 71224 (24"), 71236 (36"), 71206 (48"), 81206 (25"). May Also Use 3/8" C.P.E.  
 ✦ Cut From S.A.E. 5/8" I.D. Hose: 71351 (36").  
 □ Cut From 1/2" I.D. Suction Hose: 71296 (36"), 81354 (10').  
 ✧ Cut From 5/8" I.D. Suction Hose: 71207 (42"), 81355 (10').  
 ✨ Cut From 3/4" I.D. Suction Hose: 71297 (36"), 81356 (10').  
 ☆ See Page A14 For Pump or Gear Identification.

② Two Required.  
 ③ Three Required.  
 ④ Four Required.  
 ✧ Cut To Fit.  
 ✨ Replaces Both Upper and Lower Hose.  
 ▲ 252660 Adaptor Required For Some Models.  
 ✦ See Page A6 For Installation Procedure.

SYSTEM PUMP & GEAR IDENT.

SYSTEM & COMPONENT IDENT.

PASS. CARS

LIGHT TRUCKS

MEDIUM/HEAVY TRUCKS

BUSES

HOSE NUMERICAL

REPAIR KITS

KIT NUMERICAL

ILLUSTRATIONS



# Power Steering Hose for Passenger Cars

| Application                                 | Assembly Number | Multi-Use Hose | End Fitting | Application                           | Assembly Number | Multi-Use Hose | End Fitting |                           |
|---|-----------------|----------------|-------------|---------------------------------------|-----------------|----------------|-------------|---------------------------|
| <b>CHRYSLER - Continued</b>                 |                 |                |             | <b>CHRYSLER - Continued</b>           |                 |                |             | SYSTEM PUMP & GEAR IDENT. |
| <b>TC MASERATI - Continued</b>              |                 |                |             | <b>TOWN &amp; COUNTRY - Continued</b> |                 |                |             |                           |
| <b>1990 - Continued</b>                     |                 |                |             | <b>1977 - Continued</b>               |                 |                |             | SYSTEM & COMPONENT IDENT. |
| <b>4-CYL. 2.2 L ENG. - Continued</b>        |                 |                |             | <b>V-8 440 ENG.</b>                   |                 |                |             |                           |
| Return .....                                |                 | ★13"           |             | Pressure; W/A.P.....                  | 71156           |                |             |                           |
| <b>V-6 3.0 L ENG.</b>                       |                 |                |             | Pressure; W/O A.P.....                | 70351           | ★12"           |             |                           |
| Pressure .....                              | 80277           |                |             | Return .....                          |                 |                |             |                           |
| Return .....                                |                 | †14"           |             | <b>1976</b>                           |                 |                |             |                           |
| <b>1989</b>                                 |                 |                |             | <b>V-8 400 ENG.; V-8 440 ENG.</b>     |                 |                |             | PASS. CARS                |
| <b>4-CYL. 2.2 L ENG.</b>                    |                 |                |             | Pressure; W/Chrysler P.S. Pump;       |                 |                |             |                           |
| Pressure; W/Saginaw P.S. Pump; ☆B...        | 91508           |                |             | W/A.P.; ☆D .....                      | 80126           |                |             |                           |
| Pressure; W/ZF P.S. Pump .....              | 91703           |                |             | Pressure; W/Chrysler P.S. Pump; W/O   |                 |                |             |                           |
| Return .....                                |                 | ★13"           |             | A.P.; ☆D .....                        | 70353           |                |             |                           |
| <b>TOWN &amp; COUNTRY</b>                   |                 |                |             | Pressure; W/Saginaw P.S. Pump; ☆B...  |                 |                |             |                           |
| <b>1988-1986</b>                            |                 |                |             | Return .....                          |                 |                |             |                           |
| <b>4-CYL. 2.2 L ENG.; 4-CYL. 2.5 L ENG.</b> |                 |                |             |                                       |                 |                |             |                           |
| Pressure .....                              | 91508           |                |             | <b>1975</b>                           |                 |                |             |                           |
| Return .....                                |                 | ★12"           |             | <b>V-8 400 ENG.; V-8 440 ENG.</b>     |                 |                |             |                           |
| <b>1985-1984</b>                            |                 |                |             | Pressure; W/Chrysler P.S. Pump;       |                 |                |             |                           |
| <b>4-CYL. 2.2 L ENG.; 4-CYL. 2.6 L ENG.</b> |                 |                |             | W/A.P.; ☆D .....                      |                 |                |             |                           |
| Pressure .....                              | 91508           |                |             | Pressure; W/Chrysler P.S. Pump; W/O   | 80126           |                |             |                           |
| Return .....                                |                 | ★12"           |             | A.P.; ☆D .....                        | 70353           |                |             |                           |
| <b>1983-1982</b>                            |                 |                |             | Pressure; W/Saginaw P.S. Pump; ☆B...  |                 |                |             |                           |
| <b>4-CYL. 2.2 L ENG.; 4-CYL. 2.6 L ENG.</b> |                 |                |             | Return .....                          |                 |                |             |                           |
| Pressure .....                              | 91476           |                |             | <b>1974</b>                           |                 |                |             |                           |
| Return .....                                |                 | ★12"           |             | <b>V-8 440 ENG.</b>                   |                 |                |             |                           |
| <b>1981-1980</b>                            |                 |                |             | Pressure; W/Chrysler P.S. Pump;       |                 |                |             |                           |
| <b>6-CYL. 3.7 L ENG.; V-8 5.2 L ENG.</b>    |                 |                |             | W/A.P.; ☆D .....                      |                 |                |             |                           |
| Pressure .....                              | 71137           |                |             | Pressure; W/Chrysler P.S. Pump; W/O   | 80126           |                |             |                           |
| Return .....                                |                 | ★12"           |             | A.P.; ☆D .....                        | 70353           |                |             |                           |
| <b>1979</b>                                 |                 |                |             | Pressure; W/Saginaw P.S. Pump; ☆B...  |                 |                |             |                           |
| <b>6-CYL. 225 ENG.</b>                      |                 |                |             | Return .....                          |                 |                |             |                           |
| Pressure .....                              | 80131           |                |             | <b>1973</b>                           |                 |                |             |                           |
| Return .....                                |                 | ★12"           |             | <b>V-8 440 ENG.</b>                   |                 |                |             |                           |
| <b>V-8 318 ENG.; V-8 360 ENG.</b>           |                 |                |             | Pressure; W/Chrysler P.S. Pump;       |                 |                |             |                           |
| Pressure; W/A.P.....                        | 70351           |                |             | W/A.P.; ☆D .....                      | 80126           |                |             |                           |
| Pressure; W/O A.P.....                      | 80131           |                |             | Pressure; W/Chrysler P.S. Pump; W/O   |                 |                |             |                           |
| Return .....                                |                 | ★12"           |             | A.P.; ☆D .....                        | 70353           |                |             |                           |
| <b>1978</b>                                 |                 |                |             | Pressure; W/Saginaw P.S. Pump; ☆B...  |                 |                |             |                           |
| <b>6-CYL. 225 ENG.</b>                      |                 |                |             | Return .....                          |                 |                |             |                           |
| Pressure .....                              | 80131           |                |             | <b>1972</b>                           |                 |                |             |                           |
| Return .....                                |                 | ★12"           |             | <b>V-8 400 ENG.; V-8 440 ENG.</b>     |                 |                |             |                           |
| <b>V-8 318 ENG.</b>                         |                 |                |             | Pressure; W/Chrysler P.S. Pump; ☆D... |                 |                |             |                           |
| Pressure; W/A.P.....                        | 70347           |                |             | Pressure; W/Saginaw P.S. Pump; ☆B...  | 80119           |                |             |                           |
| Pressure; W/O A.P.....                      | 70351           |                |             | Return .....                          | 70343           |                |             |                           |
| Return .....                                |                 | ★12"           |             | <b>1971</b>                           |                 |                |             |                           |
| <b>V-8 360 ENG.</b>                         |                 |                |             | <b>V-8 383 ENG.; V-8 440 ENG.</b>     |                 |                |             |                           |
| Pressure; W/2-Bbl. Carb.....                | 70351           |                |             | Pressure; W/Chrysler P.S. Pump; ☆D... | 80119           |                |             |                           |
| Pressure; W/4-Bbl. Carb.....                | 70347           |                |             | Pressure; W/Saginaw P.S. Pump; ☆B...  | 70343           |                |             |                           |
| Return .....                                |                 | ★12"           |             | Return .....                          |                 | ★12"           |             |                           |
| <b>1977</b>                                 |                 |                |             | <b>WINDSOR</b>                        |                 |                |             |                           |
| <b>V-8 400 ENG.</b>                         |                 |                |             | <b>1961-1959</b>                      |                 |                |             |                           |
| Pressure .....                              | 71156           |                |             | <b>V-8 383 ENG.</b>                   |                 |                |             |                           |
| Return .....                                |                 | ★12"           |             | Reservoir .....                       |                 |                |             |                           |
|   |                 |                |             |                                       |                 |                |             |                           |
|   |                 |                |             | <b>1958-1957</b>                      |                 |                |             |                           |
|   |                 |                |             | <b>V-8 354 ENG.</b>                   |                 |                |             |                           |
|   |                 |                |             | Reservoir .....                       |                 |                |             |                           |

\* Cut From C.P.E. 3/8" I.D. Hose: 71350 (48"), 81352 (25").  
 † Cut From S.A.E. 11/32" I.D. Hose: 80062 (12"), 80063 (24"), 80064 (36"), 81353 (25").  
 ★ Cut From S.A.E. 3/8" I.D. Hose: 71224 (24"), 71236 (36"), 71206 (48"), 81206 (25"). May Also Use 3/8" C.P.E.  
 ❖ Cut From S.A.E. 5/8" I.D. Hose: 71351 (36").  
 □ Cut From 1/2" I.D. Suction Hose: 71296 (36"), 81354 (10').  
 ❖ Cut From 5/8" I.D. Suction Hose: 71207 (42"), 81355 (10').  
 \* Cut From 3/4" I.D. Suction Hose: 71297 (36"), 81356 (10').  
 ☆ See Page A14 For Pump or Gear Identification.

② Two Required.  
 ③ Three Required.  
 ④ Four Required.  
 ≪ Cut To Fit.  
 ● Replaces Both Upper and Lower Hose.  
 ▲ 252660 Adaptor Required For Some Models.  
 ❖ See Page A6 For Installation Procedure.

ILLUSTRATIONS

# Power Steering Hose for Passenger Cars

|                                      | Application                                 | Assembly Number | Multi-Use Hose | End Fitting | Application                                 | Assembly Number | Multi-Use Hose | End Fitting |
|--------------------------------------|---|-----------------|----------------|-------------|---|-----------------|----------------|-------------|
| <b>SYSTEM PUMP &amp; GEAR IDENT.</b> | <b>CHRYSLER - Continued</b>                 |                 |                |             | <b>DODGE</b>                                |                 |                |             |
| <b>SYSTEM &amp; COMPONENT IDENT.</b> | <b>300</b>                                  |                 |                |             | <b>ARIES</b>                                |                 |                |             |
|                                      | <b>1971-1970</b>                            |                 |                |             | <b>1987-1986</b>                            |                 |                |             |
|                                      | <b>V-8 440 ENG.</b>                         |                 |                |             | <b>4-CYL. 2.2 L ENG.; 4-CYL. 2.5 L ENG.</b> |                 |                |             |
|                                      | Pressure; W/Chrysler P.S. Pump; ☆D...       | 80119           |                |             | Pressure .....                              | 91508           |                |             |
|                                      | Pressure; W/Saginaw P.S. Pump; ☆B...        | 70343           |                |             | Return .....                                |                 | ★10"           |             |
|                                      | Return .....                                |                 | ★12"           |             |   |                 |                |             |
|                                      | <b>1969</b>                                 |                 |                |             | <b>1985-1984</b>                            |                 |                |             |
|                                      | <b>V-8 440 ENG.</b>                         |                 |                |             | <b>4-CYL. 2.2 L ENG.; 4-CYL. 2.6 L ENG.</b> |                 |                |             |
|                                      | Pressure .....                              | 80119           |                |             | Pressure .....                              | 91508           |                |             |
|                                      | Return .....                                |                 | ★12"           |             | Return .....                                |                 | ★10"           |             |
| <b>PASS. CARS</b>                    | <b>1968-1967</b>                            |                 |                |             | <b>1983-1981</b>                            |                 |                |             |
|                                      | <b>V-8 440 ENG.</b>                         |                 |                |             | <b>4-CYL. 2.2 L ENG.; 4-CYL. 2.6 L ENG.</b> |                 |                |             |
|                                      | Pressure .....                              | 70329           |                |             | Pressure .....                              | 91476           |                |             |
|                                      | Return .....                                |                 | ★24"           |             | Return .....                                |                 | ★10"           |             |
| <b>LIGHT TRUCKS</b>                  | <b>1966</b>                                 |                 |                |             | <b>ARIES AMERICA</b>                        |                 |                |             |
|                                      | <b>V-8 383 ENG.; V-8 440 ENG.</b>           |                 |                |             | <b>1989-1988</b>                            |                 |                |             |
|                                      | Pressure .....                              | 70329           |                |             | <b>4-CYL. 2.2 L ENG.; 4-CYL. 2.5 L ENG.</b> |                 |                |             |
|                                      | Reservoir .....                             |                 | ↔24"           |             | Pressure .....                              | 91508           |                |             |
|                                      |   |                 |                |             | Return .....                                |                 | ★13"           |             |
| <b>MEDIUM/HEAVY TRUCKS</b>           | <b>1965</b>                                 |                 |                |             | <b>ASPEN</b>                                |                 |                |             |
|                                      | <b>V-8 383 ENG.; V-8 413 ENG.</b>           |                 |                |             | <b>1980</b>                                 |                 |                |             |
|                                      | Pressure .....                              | 70329           |                |             | <b>6-CYL. 3.7 L ENG.; V-8 5.2 L ENG.</b>    |                 |                |             |
|                                      | Reservoir .....                             |                 | ↔24"           |             | Pressure .....                              | 71137           |                |             |
|                                      |   |                 |                |             | Return .....                                |                 | ★12"           |             |
| <b>BUSES</b>                         | <b>1964-1962</b>                            |                 |                |             | <b>1979</b>                                 |                 |                |             |
|                                      | <b>V-8 383 ENG.; V-8 413 ENG.</b>           |                 |                |             | <b>6-CYL. 225 ENG.</b>                      |                 |                |             |
|                                      | Pressure .....                              | 70329           |                |             | Pressure; Feb. 1 & Newer.....               | 80131           |                |             |
|                                      | Reservoir .....                             |                 | ↔45"           |             | Pressure; Jan. 31 & Older.....              | 71156           |                |             |
|                                      |   |                 |                |             | Return .....                                |                 | ★12"           |             |
| <b>HOSE NUMERICAL</b>                | <b>1961-1959</b>                            |                 |                |             | <b>1978-1977</b>                            |                 |                |             |
|                                      | <b>V-8 413 ENG.</b>                         |                 |                |             | <b>6-CYL. 225 ENG.</b>                      |                 |                |             |
|                                      | Reservoir .....                             |                 | ↔              |             | Pressure .....                              | 80131           |                |             |
|                                      |   |                 |                |             | Return .....                                |                 | ★12"           |             |
| <b>REPAIR KITS</b>                   | <b>1958-1957</b>                            |                 |                |             | <b>1976</b>                                 |                 |                |             |
|                                      | <b>V-8 392 ENG.</b>                         |                 |                |             | <b>6-CYL. 225 ENG.</b>                      |                 |                |             |
|                                      | Reservoir .....                             |                 | ↔              |             | Pressure; W/Chrysler P.S. Pump; ☆D...       | 80126           |                |             |
|                                      |   |                 |                |             | Pressure; W/Saginaw P.S. Pump; ☆B...        | 80131           |                |             |
|                                      |   |                 |                |             | Return .....                                |                 | ★12"           |             |
| <b>KIT NUMERICAL</b>                 | <b>1956</b>                                 |                 |                |             | <b>1975</b>                                 |                 |                |             |
|                                      | <b>V-8 354 ENG.</b>                         |                 |                |             | <b>V-8 318 ENG.</b>                         |                 |                |             |
|                                      | Return .....                                |                 | ↔              |             | Pressure; W/A.P.....                        | 71156           |                |             |
|                                      |   |                 |                |             | Pressure; W/O A.P.....                      | 70351           |                |             |
|                                      |   |                 |                |             | Return .....                                |                 | ★12"           |             |
| <b>ILLUSTRATIONS</b>                 | <b>1955</b>                                 |                 |                |             | <b>1974</b>                                 |                 |                |             |
|                                      | <b>V-8 331 ENG.</b>                         |                 |                |             | <b>6-CYL. 225 ENG.</b>                      |                 |                |             |
|                                      | Return .....                                |                 | ↔              |             | Pressure; W/Chrysler P.S. Pump; ☆D...       | 80126           |                |             |
|                                      |   |                 |                |             | Pressure; W/Saginaw P.S. Pump; ☆B...        | 80131           |                |             |
|                                      |   |                 |                |             | Return .....                                |                 | ★12"           |             |
|                                      | <b>DAIHATSU</b>                             |                 |                |             | <b>1973</b>                                 |                 |                |             |
|                                      | <b>CHARADE</b>                              |                 |                |             | <b>V-8 318 ENG.</b>                         |                 |                |             |
|                                      | <b>1992-1989</b>                            |                 |                |             | <b>Pressure; W/A.P.....</b>                 |                 |                |             |
|                                      | <b>3-CYL. 1.0 L ENG.; 4-CYL. 1.3 L ENG.</b> |                 |                |             | <b>Pressure; W/O A.P.....</b>               |                 |                |             |
|                                      | Reservoir .....                             |                 | ↔9"            |             | Return .....                                |                 | ★15"           |             |
|                                      | Return - From Gear .....                    |                 | ★5"            |             |   |                 |                |             |
|                                      | Return - To Reservoir .....                 |                 | ★16"           |             |   |                 |                |             |

\* Cut From C.P.E. 3/8" I.D. Hose: 71350 (48"), 81352 (25').  
 † Cut From S.A.E. 11/32" I.D. Hose: 80062 (12"), 80063 (24"), 80064 (36"), 81353 (25').  
 ★ Cut From S.A.E. 3/8" I.D. Hose: 71224 (24"), 71236 (36"), 71206 (48"), 81206 (25'). May Also Use 3/8" C.P.E.  
 ✦ Cut From S.A.E. 5/8" I.D. Hose: 71351 (36").  
 □ Cut From 1/2" I.D. Suction Hose: 71296 (36"), 81354 (10').  
 ✧ Cut From 5/8" I.D. Suction Hose: 71207 (42"), 81355 (10').  
 ✨ Cut From 3/4" I.D. Suction Hose: 71297 (36"), 81356 (10').  
 ☆ See Page A14 For Pump or Gear Identification.

② Two Required.  
 ③ Three Required.  
 ④ Four Required.  
 ↔ Cut To Fit.  
 ✦ Replaces Both Upper and Lower Hose.  
 ▲ 252660 Adaptor Required For Some Models.  
 ✧ See Page A6 For Installation Procedure.



# Power Steering Hose for Passenger Cars

| Application                              | Assembly Number | Multi-Use Hose | End Fitting | Application                           | Assembly Number | Multi-Use Hose | End Fitting |                                      |
|--|-----------------|----------------|-------------|---------------------------------------|-----------------|----------------|-------------|--------------------------------------|
| <b>DODGE - Continued</b>                 |                 |                |             | <b>DODGE - Continued</b>              |                 |                |             | <b>SYSTEM PUMP &amp; GEAR IDENT.</b> |
| <b>AVENGER</b>                           |                 |                |             | <b>CHALLENGER - Continued</b>         |                 |                |             |                                      |
| <b>1995</b>                              |                 |                |             | <b>1970 - Continued</b>               |                 |                |             | <b>SYSTEM &amp; COMPONENT IDENT.</b> |
| <b>4-CYL. 2.0 L ENG.; V-6 2.5 L ENG.</b> |                 |                |             | <b>V-8 383 ENG.; V-8 440 ENG.</b>     |                 |                |             |                                      |
| Pressure - From Pump.....                | 80068           |                |             | Pressure; W/Chrysler P.S. Pump; ☆D... | 70337           |                |             |                                      |
| Pressure - To Gear.....                  | 80325           |                |             | Pressure; W/Saginaw P.S. Pump; ☆B...  | 70343           |                |             |                                      |
| Return - Cooler To Reservoir.....        |                 |                | ★12"        | Return .....                          |                 |                | ★12"        |                                      |
| Return - From Gear; W/Cooler.....        |                 |                | ★16"        | <b>V-8 426 ENG.</b>                   |                 |                |             |                                      |
| Return - Pipe To Cooler.....             |                 |                | ★9"         | Pressure; W/Chrysler P.S. Pump; ☆D... | 70337           |                |             |                                      |
| <b>CHALLENGER</b>                        |                 |                |             | Return .....                          |                 |                | ★12"        |                                      |
| <b>1979-1978</b>                         |                 |                |             | <b>CHARGER</b>                        |                 |                |             | <b>PASS. CARS</b>                    |
| <b>4-CYL. 98 ENG.; 4-CYL. 156 ENG.</b>   |                 |                |             | <b>1987</b>                           |                 |                |             |                                      |
| Return .....                             |                 |                | ★           | <b>4-CYL. 2.2 L ENG.</b>              |                 |                |             |                                      |
| <b>1974</b>                              |                 |                |             | Pressure .....                        | 91476           |                |             |                                      |
| <b>V-8 318 ENG.</b>                      |                 |                |             | Return .....                          |                 |                | ★10"        |                                      |
| Pressure .....                           | 70351           |                |             | <b>1986-1984</b>                      |                 |                |             |                                      |
| Return .....                             |                 |                | ★12"        | <b>4-CYL. 1.6 L ENG.</b>              |                 |                |             |                                      |
| <b>V-8 360 ENG.</b>                      |                 |                |             | Pressure .....                        | 91506           |                |             |                                      |
| Pressure .....                           | 80127           |                |             | Return .....                          |                 |                | ★           |                                      |
| Return .....                             |                 |                | ★12"        | <b>4-CYL. 2.2 L ENG.</b>              |                 |                |             |                                      |
| <b>1973</b>                              |                 |                |             | Pressure .....                        | 91476           |                |             |                                      |
| <b>V-8 318 ENG.; V-8 340 ENG.</b>        |                 |                |             | Return .....                          |                 |                | ★10"        |                                      |
| Pressure; W/Chrysler P.S. Pump; ☆D...    | 80127           |                |             | <b>1983</b>                           |                 |                |             |                                      |
| Pressure; W/Saginaw P.S. Pump; ☆B...     | 70351           |                |             | <b>4-CYL. 1.6 L ENG.</b>              |                 |                |             |                                      |
| Return .....                             |                 |                | ★12"        | Pressure .....                        | 91506           |                |             |                                      |
| <b>1972</b>                              |                 |                |             | Return .....                          |                 |                | ★           |                                      |
| <b>6-CYL. 225 ENG.</b>                   |                 |                |             | <b>4-CYL. 1.7 L ENG.</b>              |                 |                |             |                                      |
| Pressure .....                           | 70337           |                |             | Return .....                          |                 |                | ★12"        |                                      |
| Return .....                             |                 |                | ★12"        | <b>4-CYL. 2.2 L ENG.</b>              |                 |                |             |                                      |
| <b>V-8 318 ENG.; V-8 340 ENG.</b>        |                 |                |             | Pressure .....                        | 91476           |                |             |                                      |
| Pressure; W/Chrysler P.S. Pump; ☆D...    | 80119           |                |             | Return .....                          |                 |                | ★12"        |                                      |
| Pressure; W/Saginaw P.S. Pump; ☆B...     | 70344           |                |             | <b>1978-1977</b>                      |                 |                |             |                                      |
| Return .....                             |                 |                | ★12"        | <b>V-8 318 ENG.; V-8 360 ENG.</b>     |                 |                |             |                                      |
| <b>1971</b>                              |                 |                |             | Pressure; W/A.P.....                  | 71156           |                |             |                                      |
| <b>6-CYL. 198 ENG.; 6-CYL. 225 ENG.</b>  |                 |                |             | Pressure; W/O A.P.....                | 70351           |                |             |                                      |
| Pressure .....                           | 70337           |                |             | Return .....                          |                 |                | ★12"        |                                      |
| Return .....                             |                 |                | ★12"        | <b>V-8 400 ENG.</b>                   |                 |                |             |                                      |
| <b>V-8 318 ENG.; V-8 340 ENG.</b>        |                 |                |             | Pressure .....                        | 70351           |                |             |                                      |
| Pressure; W/Chrysler P.S. Pump; ☆D...    | 80119           |                |             | Return .....                          |                 |                | ★12"        |                                      |
| Pressure; W/Saginaw P.S. Pump; ☆B...     | 70344           |                |             | <b>1976</b>                           |                 |                |             |                                      |
| Return .....                             |                 |                | ★12"        | <b>6-CYL. 225 ENG.</b>                |                 |                |             |                                      |
| <b>V-8 383 ENG.; V-8 440 ENG.</b>        |                 |                |             | Pressure; W/Chrysler P.S. Pump; ☆D... | 80126           |                |             |                                      |
| Pressure; W/Chrysler P.S. Pump; ☆D...    | 70337           |                |             | Pressure; W/Saginaw P.S. Pump; ☆B...  | 80131           |                |             |                                      |
| Pressure; W/Saginaw P.S. Pump; ☆B...     | 70343           |                |             | Return .....                          |                 |                | ★12"        |                                      |
| Return .....                             |                 |                | ★12"        | <b>V-8 318 ENG.; V-8 360 ENG.</b>     |                 |                |             |                                      |
| <b>V-8 426 ENG.</b>                      |                 |                |             | Pressure; W/Chrysler P.S. Pump; ☆D... | 80127           |                |             |                                      |
| Pressure; W/Chrysler P.S. Pump; ☆D...    | 70337           |                |             | Pressure; W/Saginaw P.S. Pump;        |                 |                |             |                                      |
| <b>1970</b>                              |                 |                |             | W/A.P.; ☆B .....                      | 71156           |                |             |                                      |
| <b>6-CYL. 198 ENG.; 6-CYL. 225 ENG.</b>  |                 |                |             | Pressure; W/Saginaw P.S. Pump; W/O    |                 |                |             |                                      |
| Pressure .....                           | 70337           |                |             | A.P.; ☆B.....                         | 70347           |                |             |                                      |
| Return .....                             |                 |                | ★12"        | Return .....                          |                 |                | ★12"        |                                      |
| <b>V-8 318 ENG.; V-8 340 ENG.</b>        |                 |                |             | <b>V-8 400 ENG.</b>                   |                 |                |             |                                      |
| Pressure; W/Chrysler P.S. Pump; ☆D...    | 80119           |                |             | Pressure; W/Chrysler P.S. Pump; ☆D... | 80126           |                |             |                                      |
| Pressure; W/Saginaw P.S. Pump; ☆B...     | 70344           |                |             | Pressure; W/Saginaw P.S. Pump;        |                 |                |             |                                      |
| Return .....                             |                 |                | ★12"        | W/A.P.; ☆B .....                      | 70351           |                |             |                                      |
| <b>1970</b>                              |                 |                |             | Pressure; W/Saginaw P.S. Pump; W/O    |                 |                |             |                                      |
| <b>6-CYL. 198 ENG.; 6-CYL. 225 ENG.</b>  |                 |                |             | A.P.; ☆B.....                         | 70347           |                |             |                                      |
| Pressure .....                           | 70337           |                |             | Return .....                          |                 |                | ★12"        |                                      |
| Return .....                             |                 |                | ★12"        | <b>V-8 318 ENG.; V-8 360 ENG.</b>     |                 |                |             |                                      |
| <b>V-8 318 ENG.; V-8 340 ENG.</b>        |                 |                |             | Pressure; W/Chrysler P.S. Pump; ☆D... | 80126           |                |             |                                      |
| Pressure; W/Chrysler P.S. Pump; ☆D...    | 80119           |                |             | Pressure; W/Saginaw P.S. Pump;        |                 |                |             |                                      |
| Pressure; W/Saginaw P.S. Pump; ☆B...     | 70344           |                |             | W/A.P.; ☆B .....                      | 70351           |                |             |                                      |
| Return .....                             |                 |                | ★12"        | Pressure; W/Saginaw P.S. Pump; W/O    |                 |                |             |                                      |
| <b>1970</b>                              |                 |                |             | A.P.; ☆B.....                         | 70347           |                |             |                                      |
| <b>6-CYL. 198 ENG.; 6-CYL. 225 ENG.</b>  |                 |                |             | Return .....                          |                 |                | ★12"        |                                      |
| Pressure .....                           | 70337           |                |             | <b>V-8 400 ENG.</b>                   |                 |                |             |                                      |
| Return .....                             |                 |                | ★12"        | Pressure; W/Chrysler P.S. Pump; ☆D... | 80126           |                |             |                                      |
| <b>V-8 318 ENG.; V-8 340 ENG.</b>        |                 |                |             | Pressure; W/Saginaw P.S. Pump;        |                 |                |             |                                      |
| Pressure; W/Chrysler P.S. Pump; ☆D...    | 80119           |                |             | W/A.P.; ☆B .....                      | 70351           |                |             |                                      |
| Pressure; W/Saginaw P.S. Pump; ☆B...     | 70344           |                |             | Pressure; W/Saginaw P.S. Pump; W/O    |                 |                |             |                                      |
| Return .....                             |                 |                | ★12"        | A.P.; ☆B.....                         | 70347           |                |             |                                      |

\* Cut From C.P.E. 3/8" I.D. Hose: 71350 (48"), 81352 (25").  
 † Cut From S.A.E. 11/32" I.D. Hose: 80062 (12"), 80063 (24"), 80064 (36"), 81353 (25").  
 ★ Cut From S.A.E. 3/8" I.D. Hose: 71224 (24"), 71236 (36"), 71206 (48"), 81206 (25"). May Also Use 3/8" C.P.E.  
 ♣ Cut From S.A.E. 5/8" I.D. Hose: 71351 (36").  
 □ Cut From 1/2" I.D. Suction Hose: 71296 (36"), 81354 (10').  
 ♠ Cut From 5/8" I.D. Suction Hose: 71207 (42"), 81355 (10').  
 ✱ Cut From 3/4" I.D. Suction Hose: 71297 (36"), 81356 (10').  
 ☆ See Page A14 For Pump or Gear Identification.

② Two Required.  
 ③ Three Required.  
 ④ Four Required.  
 ≍ Cut To Fit.  
 \* Replaces Both Upper and Lower Hose.  
 ▲ 252660 Adaptor Required For Some Models.  
 ♣ See Page A6 For Installation Procedure.

**ILLUSTRATIONS**

# Power Steering Hose for Passenger Cars

|                                      | Application                            | Assembly Number | Multi-Use Hose | End Fitting | Application                                     | Assembly Number | Multi-Use Hose | End Fitting |
|--------------------------------------|--|-----------------|----------------|-------------|---|-----------------|----------------|-------------|
| <b>SYSTEM PUMP &amp; GEAR IDENT.</b> | <b>DODGE - Continued</b>               |                 |                |             | <b>DODGE - Continued</b>                        |                 |                |             |
|                                      | <b>CHARGER - Continued</b>             |                 |                |             | <b>CHARGER - Continued</b>                      |                 |                |             |
|                                      | <b>1976 - Continued</b>                |                 |                |             | <b>1971-1970</b>                                |                 |                |             |
|                                      | <b>V-8 400 ENG. - Continued</b>        |                 |                |             | <b>6-CYL. 225 ENG.</b>                          |                 |                |             |
|                                      | Return .....                           |                 | ★12"           |             | Pressure .....                                  | 70337           |                |             |
| <b>SYSTEM &amp; COMPONENT IDENT.</b> | <b>1975</b>                            |                 |                |             | Return .....                                    |                 |                |             |
|                                      | <b>V-8 318 ENG.; V-8 360 ENG.</b>      |                 |                |             | Return .....                                    |                 |                |             |
|                                      | Pressure; W/A.P. ....                  | 70347           |                |             | <b>V-8 318 ENG.</b>                             |                 |                |             |
|                                      | Pressure; W/O A.P. ....                | 70351           |                |             | Pressure; W/Chrysler P.S. Pump; ☆D...           |                 |                |             |
|                                      | Return .....                           |                 | ★12"           |             | Pressure; W/Saginaw P.S. Pump; ☆B...            |                 |                |             |
|                                      | <b>V-8 400 ENG.</b>                    |                 |                |             | Return .....                                    |                 |                |             |
|                                      | Pressure; W/Chrysler P.S. Pump; ☆D...  | 80126           |                |             | <b>V-8 383 ENG.; V-8 440 ENG.</b>               |                 |                |             |
|                                      | Pressure; W/Saginaw P.S. Pump; ☆B...   | 70351           |                |             | Pressure; W/Chrysler P.S. Pump; ☆D...           |                 |                |             |
| <b>PASS. CARS</b>                    | Return .....                           |                 | ★12"           |             | Pressure; W/Saginaw P.S. Pump; ☆B...            |                 |                |             |
|                                      | <b>1974</b>                            |                 |                |             | Return .....                                    |                 |                |             |
|                                      | <b>6-CYL. 225 ENG.</b>                 |                 |                |             | <b>V-8 426 ENG.</b>                             |                 |                |             |
|                                      | Pressure .....                         | 70351           |                |             | Pressure; W/Chrysler P.S. Pump; ☆D...           |                 |                |             |
|                                      | Return .....                           |                 | ★12"           |             | Return .....                                    |                 |                |             |
|                                      | <b>V-8 318 ENG.; V-8 360 ENG.</b>      |                 |                |             | <b>1969</b>                                     |                 |                |             |
|                                      | Pressure; W/Chrysler P.S. Pump; ☆D...  | 80127           |                |             | <b>6-CYL. 225 ENG.</b>                          |                 |                |             |
|                                      | Pressure; W/Saginaw P.S. Pump; ☆B...   | 70347           |                |             | Pressure .....                                  |                 |                |             |
|                                      | Return .....                           |                 | ★12"           |             | Return .....                                    |                 |                |             |
| <b>LIGHT TRUCKS</b>                  | <b>V-8 400 ENG.; V-8 440 ENG.</b>      |                 |                |             | <b>V-8 318 ENG.; V-8 383 ENG.</b>               |                 |                |             |
|                                      | Pressure; W/Chrysler P.S. Pump; ☆D...  | 80126           |                |             | Pressure; W/Chrysler P.S. Pump; ☆D...           |                 |                |             |
|                                      | Pressure; W/Saginaw P.S. Pump; ☆B...   | 70347           |                |             | Pressure; W/Saginaw P.S. Pump; ☆B...            |                 |                |             |
|                                      | Return .....                           |                 | ★12"           |             | Return .....                                    |                 |                |             |
|                                      | <b>1973</b>                            |                 |                |             | <b>V-8 426 ENG.; V-8 440 ENG.</b>               |                 |                |             |
|                                      | <b>6-CYL. 225 ENG.</b>                 |                 |                |             | Return .....                                    |                 |                |             |
|                                      | Pressure; W/A.C. ....                  | 70353           |                |             | <b>1968</b>                                     |                 |                |             |
|                                      | Pressure; W/O A.C.; Dec. 16 & Older... | 70347           |                |             | <b>6-CYL. 225 ENG.</b>                          |                 |                |             |
|                                      | Pressure; W/O A.C.; Dec. 17 & Newer..  | 70353           |                |             | Pressure .....                                  |                 |                |             |
|                                      | Return .....                           |                 | ★12"           |             | Return .....                                    |                 |                |             |
|                                      | <b>V-8 318 ENG.; V-8 340 ENG.</b>      |                 |                |             | <b>V-8 318 ENG.</b>                             |                 |                |             |
|                                      | Pressure; W/Chrysler P.S. Pump; ☆D...  | 80127           |                |             | Pressure; W/Chrysler P.S. Pump; ☆D...           |                 |                |             |
|                                      | Pressure; W/Saginaw P.S. Pump; ☆B...   | 70347           |                |             | Return .....                                    |                 |                |             |
|                                      | Return .....                           |                 | ★12"           |             | <b>V-8 383 ENG.</b>                             |                 |                |             |
|                                      | <b>V-8 400 ENG.; V-8 440 ENG.</b>      |                 |                |             | Pressure; W/Chrysler P.S. Pump;                 |                 |                |             |
|                                      | Pressure; W/Chrysler P.S. Pump; ☆D...  | 80126           |                |             | W/2-Bbl. Carb.; ☆D .....                        |                 |                |             |
|                                      | Pressure; W/Saginaw P.S. Pump; ☆B...   | 70347           |                |             | Return .....                                    |                 |                |             |
|                                      | Return .....                           |                 | ★12"           |             | <b>V-8 426 ENG.; V-8 440 ENG.</b>               |                 |                |             |
| <b>MEDIUM/HEAVY TRUCKS</b>           | <b>1972</b>                            |                 |                |             | Return .....                                    |                 |                |             |
|                                      | <b>6-CYL. 225 ENG.</b>                 |                 |                |             | <b>1967</b>                                     |                 |                |             |
|                                      | Pressure .....                         | 70337           |                |             | <b>V-8 318 ENG.; V-8 383 ENG.</b>               |                 |                |             |
|                                      | Return .....                           |                 | ★12"           |             | Pressure; W/Chrysler P.S. Pump; ☆D...           |                 |                |             |
|                                      | <b>V-8 318 ENG.; V-8 340 ENG.</b>      |                 |                |             | Return .....                                    |                 |                |             |
|                                      | Pressure; W/Chrysler P.S. Pump; ☆D...  | 80119           |                |             | <b>V-8 426 ENG.; V-8 440 ENG.</b>               |                 |                |             |
|                                      | Pressure; W/Saginaw P.S. Pump; ☆B...   | 70344           |                |             | Return .....                                    |                 |                |             |
|                                      | Return .....                           |                 | ★12"           |             | <b>1966</b>                                     |                 |                |             |
|                                      | <b>V-8 400 ENG.</b>                    |                 |                |             | <b>V-8 273 ENG.; V-8 318 ENG.</b>               |                 |                |             |
|                                      | Pressure; W/Chrysler P.S. Pump;        | 70343           |                |             | Pressure .....                                  |                 |                |             |
|                                      | W/A.C.; ☆D .....                       |                 |                |             | Reservoir; W/Chrysler P.S. Pump; ☆D..           |                 |                |             |
|                                      | Pressure; W/Chrysler P.S. Pump; W/O    | 70337           |                |             | Return; W/Saginaw P.S. Pump; ☆B .....           |                 |                |             |
|                                      | A.C.; ☆D .....                         |                 |                |             | <b>V-8 361 ENG.; V-8 383 ENG.; V-8 426 ENG.</b> |                 |                |             |
|                                      | Pressure; W/Saginaw P.S. Pump; ☆B...   | 70343           |                |             | Reservoir; W/Chrysler P.S. Pump; ☆D..           |                 |                |             |
|                                      | Return .....                           |                 | ★12"           |             | Return; W/Saginaw P.S. Pump; ☆B .....           |                 |                |             |
|                                      | <b>V-8 440 ENG.</b>                    |                 |                |             | <b>V-8 426 ENG.; V-8 440 ENG.</b>               |                 |                |             |
|                                      | Pressure; W/Chrysler P.S. Pump; ☆D...  | 80127           |                |             | Return .....                                    |                 |                |             |
|                                      | Pressure; W/Saginaw P.S. Pump; ☆B...   | 70343           |                |             | <b>1966</b>                                     |                 |                |             |
|                                      | Return .....                           |                 | ★12"           |             | <b>V-8 273 ENG.; V-8 318 ENG.</b>               |                 |                |             |

**ILLUSTRATIONS**

\* Cut From C.P.E. 3/8" I.D. Hose: 71350 (48"), 81352 (25').  
 † Cut From S.A.E. 11/32" I.D. Hose: 80062 (12"), 80063 (24"), 80064 (36"), 81353 (25').  
 ★ Cut From S.A.E. 3/8" I.D. Hose: 71224 (24"), 71236 (36"), 71206 (48"), 81206 (25'). May Also Use 3/8" C.P.E.  
 ♣ Cut From S.A.E. 5/8" I.D. Hose: 71351 (36").  
 □ Cut From 1/2" I.D. Suction Hose: 71296 (36"), 81354 (10').  
 ☆ Cut From 5/8" I.D. Suction Hose: 71207 (42"), 81355 (10').  
 ✱ Cut From 3/4" I.D. Suction Hose: 71297 (36"), 81356 (10').  
 ☆ See Page A14 For Pump or Gear Identification.

② Two Required.  
 ③ Three Required.  
 ④ Four Required.  
 ≪ Cut To Fit.  
 ♣ Replaces Both Upper and Lower Hose.  
 ▲ 252660 Adaptor Required For Some Models.  
 ✱ See Page A6 For Installation Procedure.

# Power Steering Hose for Passenger Cars

| Application                           | Assembly Number | Multi-Use Hose | End Fitting | Application                                  | Assembly Number | Multi-Use Hose | End Fitting |                                      |
|---------------------------------------|-----------------|----------------|-------------|--|-----------------|----------------|-------------|--------------------------------------|
| <b>DODGE - Continued</b>              |                 |                |             | <b>DODGE - Continued</b>                     |                 |                |             | <b>SYSTEM PUMP &amp; GEAR IDENT.</b> |
| <b>COLT</b>                           |                 |                |             | <b>COLT - Continued</b>                      |                 |                |             |                                      |
| <b>1995</b>                           |                 |                |             | <b>1991 - Continued</b>                      |                 |                |             | <b>SYSTEM &amp; COMPONENT IDENT.</b> |
| <b>4-CYL. 1.5 L ENG. (CANADA)</b>     |                 |                |             | <b>4-CYL. 2.0 L ENG. - Continued</b>         |                 |                |             |                                      |
| Pressure .....                        | 71806           |                |             | Return - Gear To Pipe; W/O Cooler .....      |                 | ★6"            |             |                                      |
| Return; W/O Cooler .....              |                 | ★11"           |             | Return - Pipe To Cooler .....                |                 | ★12"           |             |                                      |
| Return - Cooler To Reservoir .....    |                 | ★8"            |             | Return - Pipe To Reservoir; W/O Cooler ..... |                 | ★9"            |             |                                      |
| Return - Gear To Pipe; W/Cooler ..... |                 | ★15"           |             |  |                 |                |             |                                      |
| Return - Pipe To Cooler .....         |                 | ★6"            |             |  |                 |                |             |                                      |
| <b>1994</b>                           |                 |                |             | <b>1990</b>                                  |                 |                |             | <b>PASS. CARS</b>                    |
| <b>4-CYL. 1.5 L ENG.</b>              |                 |                |             | <b>4-CYL. 1.5 L ENG.</b>                     |                 |                |             |                                      |
| Pressure .....                        | 71806           |                |             | Pressure; DL .....                           | 80172           |                |             |                                      |
| Return; W/O Cooler .....              |                 | ★11"           |             | Pressure; Exc. DL .....                      | 71439           |                |             |                                      |
| Return - Cooler To Reservoir .....    |                 | ★8"            |             | Return; W/O Cooler; Exc. DL .....            |                 | ★9"            |             |                                      |
| Return - Gear To Pipe; W/Cooler ..... |                 | ★15"           |             | Return - Cooler To Reservoir .....           |                 | ★8"            |             |                                      |
| Return - Pipe To Cooler .....         |                 | ★6"            |             | Return - Gear To Cooler .....                |                 | ★6"            |             |                                      |
| <b>4-CYL. 1.8 L ENG.</b>              |                 |                |             | <b>4-CYL. 1.6 L ENG.</b>                     |                 |                |             | <b>LIGHT TRUCKS</b>                  |
| Pressure .....                        | 71807           |                |             | Pressure .....                               | 71439           |                |             |                                      |
| Return - Cooler To Reservoir .....    |                 | ★8"            |             | Return; W/O Cooler .....                     |                 | ★9"            |             |                                      |
| Return - Gear To Pipe; W/Cooler ..... |                 | ★14"           |             | Return - Cooler To Reservoir .....           |                 | ★8"            |             |                                      |
| Return - Pipe To Cooler .....         |                 | ★6"            |             | Return - Gear To Cooler .....                |                 | ★6"            |             |                                      |
| <b>4-CYL. 2.4 L ENG. (CANADA)</b>     |                 |                |             | <b>4-CYL. 1.8 L ENG.</b>                     |                 |                |             | <b>MEDIUM/HEAVY TRUCKS</b>           |
| Pressure .....                        | 71809           |                |             | Pressure; DL .....                           | 80172           |                |             |                                      |
| Return - Cooler To Reservoir .....    |                 | ★5"            |             | Return - Cooler To Reservoir; DL .....       |                 | ★8"            |             |                                      |
| Return - Gear To Pipe; W/Cooler ..... |                 | ★17"           |             | Return - Gear To Cooler; DL .....            |                 | ★6"            |             |                                      |
| Return - Pipe To Cooler .....         |                 | ★6"            |             |  |                 |                |             |                                      |
| <b>1993</b>                           |                 |                |             | <b>4-CYL. 2.0 L ENG.</b>                     |                 |                |             | <b>REPAIR KITS</b>                   |
| <b>4-CYL. 1.5 L ENG.</b>              |                 |                |             | Pressure; W/4WD .....                        |                 |                |             |                                      |
| Pressure .....                        | 71806           |                |             | Pressure; W/FWD .....                        | 91619           |                |             |                                      |
| Return; W/O Cooler .....              |                 | ★11"           |             | Reservoir .....                              | 91624           |                |             |                                      |
| Return - Cooler To Reservoir .....    |                 | ★8"            |             | Return - Cooler To Reservoir; W/4WD ..       |                 | □              |             |                                      |
| Return - Gear To Pipe; W/Cooler ..... |                 | ★15"           |             | Return - Gear To Pipe; W/Cooler;             |                 | ★5"            |             |                                      |
| Return - Pipe To Cooler .....         |                 | ★6"            |             | W/4WD .....                                  |                 | ★7"            |             |                                      |
| <b>4-CYL. 1.8 L ENG.</b>              |                 |                |             | Return - Gear To Pipe; W/Cooler;             |                 |                |             | <b>BUSES</b>                         |
| Pressure .....                        | 71807           |                |             | W/FWD .....                                  |                 | ★6"            |             |                                      |
| Return - Cooler To Reservoir .....    |                 | ★8"            |             | Return - Pipe To Cooler; W/4WD .....         |                 | ★12"           |             |                                      |
| Return - Gear To Pipe; W/Cooler ..... |                 | ★14"           |             | Return - Pipe To Reservoir; W/Cooler;        |                 | ★9"            |             |                                      |
| Return - Pipe To Cooler .....         |                 | ★6"            |             | W/FWD .....                                  |                 |                |             |                                      |
| <b>4-CYL. 2.4 L ENG. (CANADA)</b>     |                 |                |             | <b>1989</b>                                  |                 |                |             | <b>HOSE NUMERICAL</b>                |
| Pressure .....                        | 71809           |                |             | <b>4-CYL. 1.5 L ENG.; 4-CYL. 1.6 L ENG.</b>  |                 |                |             |                                      |
| Return - Cooler To Reservoir .....    |                 | ★5"            |             | Pressure; DL .....                           | 80172           |                |             |                                      |
| Return - Gear To Pipe .....           |                 | ★17"           |             | Pressure; Exc. DL .....                      | 71439           |                |             |                                      |
| Return - Pipe To Cooler .....         |                 | ★6"            |             | Reservoir; Exc. DL .....                     |                 | □              |             |                                      |
| <b>1992</b>                           |                 |                |             | Return - Cooler To Reservoir .....           |                 |                |             | <b>KIT NUMERICAL</b>                 |
| <b>4-CYL. 1.5 L ENG.</b>              |                 |                |             | Return - Gear To Cooler .....                |                 |                |             |                                      |
| Pressure .....                        | 71439           |                |             |  |                 |                |             |                                      |
| Return; W/O Cooler .....              |                 | ★9"            |             | <b>4-CYL. 1.8 L ENG.</b>                     |                 |                |             |                                      |
| Return - Cooler To Reservoir .....    |                 | ★8"            |             | Pressure; DL .....                           | 80172           |                |             |                                      |
| Return - Gear To Cooler .....         |                 | ★6"            |             | Return - Cooler To Reservoir; DL .....       |                 | ★8"            |             |                                      |
| <b>1991</b>                           |                 |                |             | Return - Gear To Cooler; DL .....            |                 |                |             |                                      |
| <b>4-CYL. 1.5 L ENG.</b>              |                 |                |             | <b>4-CYL. 2.0 L ENG.</b>                     |                 |                |             |                                      |
| Pressure .....                        | 71439           |                |             | Pressure; W/4WD .....                        | 91619           |                |             |                                      |
| Return; W/O Cooler .....              |                 | ★9"            |             | Pressure; W/FWD .....                        | 91624           |                |             |                                      |
| Return - Cooler To Reservoir .....    |                 | ★8"            |             | Reservoir .....                              |                 | □              |             |                                      |
| Return - Gear To Cooler .....         |                 | ★6"            |             | Return - Cooler To Reservoir; W/4WD ..       |                 | ★5"            |             |                                      |
| <b>4-CYL. 2.0 L ENG.</b>              |                 |                |             | Return - Gear To Pipe; W/Cooler;             |                 |                |             |                                      |
| Pressure .....                        | 91619           |                |             | W/4WD .....                                  |                 | ★7"            |             |                                      |
| Reservoir .....                       |                 | □              |             | Return - Gear To Pipe; W/Cooler;             |                 | ★6"            |             |                                      |
| Return - Cooler To Reservoir .....    |                 | ★5"            |             | W/FWD .....                                  |                 | ★6"            |             |                                      |
| Return - Gear To Pipe; W/Cooler ..... |                 | ★7"            |             | Return - Pipe To Cooler; W/4WD .....         |                 | ★12"           |             |                                      |
| <b>1992</b>                           |                 |                |             | Return - Pipe To Reservoir; W/Cooler;        |                 |                |             |                                      |
| <b>4-CYL. 1.5 L ENG.</b>              |                 |                |             | W/FWD .....                                  |                 |                |             |                                      |
| Pressure .....                        | 71439           |                |             |  |                 |                |             |                                      |
| Return; W/O Cooler .....              |                 | ★9"            |             | <b>1988</b>                                  |                 |                |             |                                      |
| Return - Cooler To Reservoir .....    |                 | ★8"            |             | <b>4-CYL. 1.5 L ENG.; 4-CYL. 1.6 L ENG.</b>  |                 |                |             |                                      |
| Return - Gear To Cooler .....         |                 | ★6"            |             | Pressure .....                               | 91622           |                |             |                                      |

\* Cut From C.P.E. 3/8" I.D. Hose: 71350 (48"), 81352 (25").  
 † Cut From S.A.E. 11/32" I.D. Hose: 80062 (12"), 80063 (24"), 80064 (36"), 81353 (25").  
 ★ Cut From S.A.E. 3/8" I.D. Hose: 71224 (24"), 71236 (36"), 71206 (48"), 81206 (25"). May Also Use 3/8" C.P.E.  
 ♣ Cut From S.A.E. 5/8" I.D. Hose: 71351 (36").  
 □ Cut From 1/2" I.D. Suction Hose: 71296 (36"), 81354 (10').  
 ❖ Cut From 5/8" I.D. Suction Hose: 71207 (42"), 81355 (10').  
 ✱ Cut From 3/4" I.D. Suction Hose: 71297 (36"), 81356 (10').  
 ☆ See Page A14 For Pump or Gear Identification.

② Two Required.  
 ③ Three Required.  
 ④ Four Required.  
 ≍ Cut To Fit.  
 ☉ Replaces Both Upper and Lower Hose.  
 ▲ 252660 Adaptor Required For Some Models.  
 ♣ See Page A6 For Installation Procedure.

**ILLUSTRATIONS**

# Power Steering Hose for Passenger Cars

|                                      | Application   | Assembly Number | Multi-Use Hose | End Fitting | Application                             | Assembly Number | Multi-Use Hose | End Fitting |
|--------------------------------------|---|-----------------|----------------|-------------|---|-----------------|----------------|-------------|
| <b>SYSTEM PUMP &amp; GEAR IDENT.</b> | <b>DODGE - Continued</b>                                |                 |                |             | <b>DODGE - Continued</b>                |                 |                |             |
| <b>SYSTEM &amp; COMPONENT IDENT.</b> | <b>COLT - Continued</b>                                 |                 |                |             | <b>COLT - Continued</b>                 |                 |                |             |
| <b>PASS. CARS</b>                    | <b>1988 - Continued</b>                                 |                 |                |             | <b>1985 - Continued</b>                 |                 |                |             |
|                                      | <b>4-CYL. 1.5 L ENG.; 4-CYL. 1.6 L ENG. - Continued</b> |                 |                |             | <b>4-CYL. 2.0 L ENG. - Continued</b>    |                 |                |             |
|                                      | Reservoir .....   |                 | □              |             | Return - Pipe To Reservoir; W/FWD ..... |                 |                | ★12"        |
|                                      | Return - Cooler To Reservoir.....                       |                 | ★8"            |             |   |                 |                |             |
|                                      | Return - Gear To Cooler .....                           |                 | ★6"            |             |   |                 |                |             |
|                                      | <b>4-CYL. 2.0 L ENG.</b>                                |                 |                |             | <b>1979-1978</b>                        |                 |                |             |
|                                      | Pressure; W/4WD.....                                    | 91619           |                |             | <b>4-CYL. 98 ENG.; 4-CYL. 156 ENG.</b>  |                 |                |             |
|                                      | Pressure; W/FWD .....                                   | 91624           |                |             | Return; Station Wagon.....              |                 |                |             |
|                                      | Reservoir .....   |                 | □              |             | <b>CONQUEST</b>                         |                 |                |             |
|                                      | Return - Cooler To Reservoir; W/4WD ..                  |                 | ★5"            |             | <b>1986-1984</b>                        |                 |                |             |
|                                      | Return - Gear To Pipe; W/Cooler;                        |                 | ★7"            |             | <b>4-CYL. 2.6 L ENG.</b>                |                 |                |             |
|                                      | W/4WD .....   |                 | ★7"            |             | Pressure .....                          | 91620           |                |             |
|                                      | Return - Gear To Pipe; W/Cooler;                        |                 | ★6"            |             | Reservoir .....                         |                 | □              |             |
|                                      | W/FWD.....  |                 | ★12"           |             | Return - Cooler To Reservoir.....       |                 |                | ★18"        |
|                                      | Return - Pipe To Cooler; W/4WD .....                    |                 | ★9"            |             | Return - Gear To Cooler .....           | 91905           |                |             |
|                                      | Return - Pipe To Reservoir; W/Cooler;                   |                 |                |             | Return - Gear To Reservoir; W/O Cool-   |                 |                | ★10"        |
|                                      | W/FWD.....  |                 |                |             | er .....                                |                 |                |             |
| <b>LIGHT TRUCKS</b>                  | <b>1987</b>   |                 |                |             | <b>CORONET</b>                          |                 |                |             |
|                                      | <b>4-CYL. 1.5 L ENG.; 4-CYL. 1.6 L ENG.</b>             |                 |                |             | <b>1976</b>                             |                 |                |             |
|                                      | Pressure .....  | 91622           |                |             | <b>6-CYL. 225 ENG.</b>                  |                 |                |             |
|                                      | Reservoir .....   |                 | □              |             | Pressure; W/Chrysler P.S. Pump; ☆D...   | 80126           |                |             |
|                                      | Return - Cooler To Reservoir.....                       |                 | ★8"            |             | Pressure; W/Saginaw P.S. Pump; ☆B...    | 80131           |                |             |
|                                      | Return - Gear To Cooler .....                           |                 | ★6"            |             | Return .....                            |                 |                | ★12"        |
| <b>MEDIUM/HEAVY TRUCKS</b>           | <b>4-CYL. 2.0 L ENG.</b>                                |                 |                |             | <b>V-8 318 ENG.; V-8 360 ENG.</b>       |                 |                |             |
|                                      | Pressure; W/4WD.....                                    | 91619           |                |             | Pressure; W/Chrysler P.S. Pump; ☆D...   | 80127           |                |             |
|                                      | Pressure; W/FWD .....                                   | 91624           |                |             | Pressure; W/Saginaw P.S. Pump;          |                 |                |             |
|                                      | Reservoir .....   |                 | □              |             | W/A.P.; ☆B .....                        | 71156           |                |             |
|                                      | Return - Gear To Pipe; W/4WD .....                      |                 | ★5"            |             | Pressure; W/Saginaw P.S. Pump; W/O      |                 |                |             |
|                                      | Return - Gear To Pipe; W/FWD .....                      |                 | ★6"            |             | A.P.; ☆B.....                           | 70347           |                |             |
|                                      | Return - Pipe To Reservoir; W/4WD.....                  |                 | ★6"            |             | Return .....                            |                 |                | ★12"        |
|                                      | Return - Pipe To Reservoir; W/FWD .....                 |                 | ★9"            |             | <b>V-8 400 ENG.; V-8 440 ENG.</b>       |                 |                |             |
| <b>BUSES</b>                         | <b>1986</b>   |                 |                |             | <b>1975</b>                             |                 |                |             |
|                                      | <b>4-CYL. 1.5 L ENG.; 4-CYL. 1.6 L ENG.</b>             |                 |                |             | <b>6-CYL. 225 ENG.</b>                  |                 |                |             |
|                                      | Reservoir .....   |                 | □              |             | Pressure; W/Chrysler P.S. Pump; ☆D...   | 80126           |                |             |
|                                      | Return - Cooler To Reservoir.....                       |                 | ★              |             | Pressure; W/Saginaw P.S. Pump; ☆B...    | 80131           |                |             |
|                                      | Return - Gear To Cooler .....                           |                 | ★8"            |             | Return .....                            |                 |                | ★12"        |
| <b>HOSE NUMERICAL</b>                | <b>4-CYL. 2.0 L ENG.</b>                                |                 |                |             | <b>V-8 318 ENG.; V-8 360 ENG.</b>       |                 |                |             |
|                                      | Pressure; W/4WD.....                                    | 91619           |                |             | Pressure; W/A.P.....                    | 70347           |                |             |
|                                      | Pressure; W/FWD; Aug. 31 & Older.....                   | 91621           |                |             | Pressure; W/O A.P.....                  | 70351           |                |             |
|                                      | Pressure; W/FWD; Sept. 1 & Newer.....                   | 91624           |                |             | Return .....                            |                 |                | ★12"        |
|                                      | Reservoir; W/FWD .....                                  |                 | □              |             | <b>V-8 400 ENG.; V-8 440 ENG.</b>       |                 |                |             |
|                                      | Return - Gear To Pipe; W/4WD .....                      |                 | ★5"            |             | Pressure; W/Chrysler P.S. Pump; ☆D...   | 80126           |                |             |
|                                      | Return - Gear To Pipe; W/FWD; Aug.                      |                 | ★5"            |             | Pressure; W/Saginaw P.S. Pump;          |                 |                |             |
|                                      | 31 & Older.....   |                 | ★5"            |             | W/A.P.; ☆B .....                        | 71156           |                |             |
|                                      | Return - Gear To Pipe; W/FWD; Sept.                     |                 | ★6"            |             | Pressure; W/Saginaw P.S. Pump; W/O      |                 |                |             |
|                                      | 1 & Newer.....  |                 | ★6"            |             | A.P.; ☆B.....                           | 70347           |                |             |
|                                      | Return - Pipe To Reservoir; W/4WD.....                  |                 | ★6"            |             | Return .....                            |                 |                | ★12"        |
|                                      | Return - Pipe To Reservoir; W/FWD;                      |                 | ★12"           |             | <b>1974</b>                             |                 |                |             |
|                                      | Aug. 31 & Older.....                                    |                 | ★9"            |             | <b>6-CYL. 225 ENG.</b>                  |                 |                |             |
|                                      | Return - Pipe To Reservoir; W/FWD;                      |                 |                |             | Pressure; W/Chrysler P.S. Pump; ☆D...   | 80126           |                |             |
|                                      | Sept. 1 & Newer.....                                    |                 |                |             | Pressure; W/Saginaw P.S. Pump; ☆B...    | 80131           |                |             |
| <b>REPAIR KITS</b>                   | <b>1985</b>   |                 |                |             | <b>1975</b>                             |                 |                |             |
|                                      | <b>4-CYL. 1.5 L ENG.; 4-CYL. 1.6 L ENG.</b>             |                 |                |             | <b>6-CYL. 225 ENG.</b>                  |                 |                |             |
|                                      | Reservoir .....   |                 | □              |             | Pressure; W/Chrysler P.S. Pump; ☆D...   | 80126           |                |             |
|                                      | Return - Cooler To Reservoir.....                       |                 | ★              |             | Pressure; W/Saginaw P.S. Pump; ☆B...    | 80131           |                |             |
|                                      | Return - Gear To Cooler .....                           |                 | ★8"            |             | Return .....                            |                 |                | ★12"        |
| <b>KIT NUMERICAL</b>                 | <b>4-CYL. 2.0 L ENG.</b>                                |                 |                |             | <b>V-8 318 ENG.; V-8 360 ENG.</b>       |                 |                |             |
|                                      | Pressure; W/4WD.....                                    | 91619           |                |             | Pressure; W/A.P.....                    | 70347           |                |             |
|                                      | Pressure; W/FWD .....                                   | 91621           |                |             | Pressure; W/O A.P.....                  | 70351           |                |             |
|                                      | Return - Gear To Pipe.....                              |                 | ★5"            |             | Return .....                            |                 |                | ★12"        |
|                                      | Return - Pipe To Reservoir; W/4WD.....                  |                 | ★6"            |             | <b>V-8 400 ENG.; V-8 440 ENG.</b>       |                 |                |             |

\* Cut From C.P.E. 3/8" I.D. Hose: 71350 (48"), 81352 (25").  
 † Cut From S.A.E. 11/32" I.D. Hose: 80062 (12"), 80063 (24"), 80064 (36"), 81353 (25").  
 ★ Cut From S.A.E. 3/8" I.D. Hose: 71224 (24"), 71236 (36"), 71206 (48"), 81206 (25"). May Also Use 3/8" C.P.E.  
 † Cut From S.A.E. 5/8" I.D. Hose: 71351 (36").  
 □ Cut From 1/2" I.D. Suction Hose: 71296 (36"), 81354 (10").  
 † Cut From 5/8" I.D. Suction Hose: 71207 (42"), 81355 (10").  
 \* Cut From 3/4" I.D. Suction Hose: 71297 (36"), 81356 (10").  
 ☆ See Page A14 For Pump or Gear Identification.

② Two Required.  
 ③ Three Required.  
 ④ Four Required.  
 † Cut To Fit.  
 \* Replaces Both Upper and Lower Hose.  
 † 252660 Adaptor Required For Some Models.  
 † See Page A6 For Installation Procedure.

# Power Steering Hose for Passenger Cars

| Application                                  | Assembly Number | Multi-Use Hose | End Fitting | Application                                     | Assembly Number | Multi-Use Hose | End Fitting |                           |
|--|-----------------|----------------|-------------|---|-----------------|----------------|-------------|---------------------------|
| <b>DODGE - Continued</b>                     |                 |                |             | <b>DODGE - Continued</b>                        |                 |                |             | SYSTEM PUMP & GEAR IDENT. |
| <b>CORONET - Continued</b>                   |                 |                |             | <b>CORONET - Continued</b>                      |                 |                |             |                           |
| <b>1974 - Continued</b>                      |                 |                |             | <b>1970 - Continued</b>                         |                 |                |             | SYSTEM & COMPONENT IDENT. |
| <b>6-CYL. 225 ENG. - Continued</b>           |                 |                |             | <b>V-8 318 ENG.</b>                             |                 |                |             |                           |
| Return .....                                 |                 |                | ★12"        | Pressure; W/Chrysler P.S. Pump; ☆D... 80119     |                 |                |             |                           |
| <b>V-8 318 ENG.; V-8 360 ENG.</b>            |                 |                |             | Pressure; W/Saginaw P.S. Pump; ☆B... 70344      |                 |                | ★12"        |                           |
| Pressure; W/Chrysler P.S. Pump; ☆D... 70353  |                 |                |             | Return .....                                    |                 |                |             |                           |
| Pressure; W/Saginaw P.S. Pump; ☆B... 70347   |                 |                | ★12"        | <b>V-8 383 ENG.; V-8 426 ENG.; V-8 440 ENG.</b> |                 |                |             |                           |
| Return .....                                 |                 |                |             | Pressure; W/Chrysler P.S. Pump; ☆D... 70337     |                 |                |             |                           |
| <b>V-8 400 ENG.; V-8 440 ENG.</b>            |                 |                |             | Pressure; W/Saginaw P.S. Pump; ☆B... 70343      |                 |                | ★12"        |                           |
| Pressure; W/Chrysler P.S. Pump; ☆D... 80127  |                 |                |             | Return .....                                    |                 |                |             |                           |
| Pressure; W/Saginaw P.S. Pump; ☆B... 70347   |                 |                | ★12"        | <b>1969</b>                                     |                 |                |             |                           |
| Return .....                                 |                 |                |             | <b>6-CYL. 225 ENG.</b>                          |                 |                |             |                           |
| <b>1973</b>                                  |                 |                |             | Pressure .....                                  | 80119           |                |             |                           |
| <b>6-CYL. 225 ENG.</b>                       |                 |                |             | Return .....                                    |                 |                | ★11"        |                           |
| Pressure; W/A.C. .... 80127                  |                 |                |             | <b>V-8 318 ENG.; V-8 383 ENG.; V-8 440 ENG.</b> |                 |                |             |                           |
| Pressure; W/O A.C.; Dec. 16 & Older... 70347 |                 |                |             | Pressure; W/Chrysler P.S. Pump; ☆D... 70337     |                 |                |             |                           |
| Pressure; W/O A.C.; Dec. 17 & Newer.. 70353  |                 |                | ★12"        | Pressure; W/Saginaw P.S. Pump; ☆B... 70343      |                 |                | ★11"        |                           |
| Return .....                                 |                 |                |             | Return .....                                    |                 |                |             |                           |
| <b>V-8 318 ENG.; V-8 340 ENG.</b>            |                 |                |             | <b>V-8 426 ENG.</b>                             |                 |                | ★11"        |                           |
| Pressure; W/Chrysler P.S. Pump; ☆D... 80127  |                 |                |             | Return .....                                    |                 |                |             |                           |
| Pressure; W/Saginaw P.S. Pump; ☆B... 70351   |                 |                | ★12"        | <b>1968</b>                                     |                 |                |             |                           |
| Return .....                                 |                 |                |             | <b>6-CYL. 225 ENG.</b>                          |                 |                |             |                           |
| <b>V-8 400 ENG.; V-8 440 ENG.</b>            |                 |                |             | Pressure .....                                  | 70333           |                | ★11"        |                           |
| Pressure; W/Chrysler P.S. Pump; ☆D... 80126  |                 |                |             | Return .....                                    |                 |                |             |                           |
| Pressure; W/Saginaw P.S. Pump; ☆B... 70351   |                 |                | ★12"        | <b>V-8 273 ENG.; V-8 318 ENG.</b>               |                 |                |             |                           |
| Return .....                                 |                 |                |             | Pressure; W/Chrysler P.S. Pump; ☆D... 70333     |                 |                | ★11"        |                           |
| <b>1972</b>                                  |                 |                |             | Return .....                                    |                 |                |             |                           |
| <b>6-CYL. 225 ENG.</b>                       |                 |                |             | <b>V-8 383 ENG.</b>                             |                 |                |             |                           |
| Pressure .....                               | 70337           |                | ★12"        | Pressure; W/Chrysler P.S. Pump;                 |                 |                |             |                           |
| Return .....                                 |                 |                |             | W/2-Bbl. Carb.; ☆D .....                        | 70333           |                | ★11"        |                           |
| <b>V-8 318 ENG.; V-8 340 ENG.</b>            |                 |                |             | Return .....                                    |                 |                |             |                           |
| Pressure; W/Chrysler P.S. Pump; ☆D... 80119  |                 |                |             | <b>V-8 426 ENG.; V-8 440 ENG.</b>               |                 |                | ★11"        |                           |
| Pressure; W/Saginaw P.S. Pump; ☆B... 70344   |                 |                | ★12"        | Return .....                                    |                 |                |             |                           |
| Return .....                                 |                 |                |             | <b>1967</b>                                     |                 |                |             |                           |
| <b>V-8 400 ENG.</b>                          |                 |                |             | <b>6-CYL. 225 ENG.</b>                          |                 |                |             |                           |
| Pressure; W/Chrysler P.S. Pump;              |                 |                |             | Pressure .....                                  | 70329           |                | ★18"        |                           |
| W/A.C.; ☆D .....                             | 70343           |                |             | Return .....                                    |                 |                |             |                           |
| Pressure; W/Chrysler P.S. Pump; W/O          |                 |                |             | <b>V-8 273 ENG.; V-8 318 ENG.; V-8 383 ENG.</b> |                 |                |             |                           |
| A.C.; ☆D .....                               | 70337           |                |             | Pressure; W/Chrysler P.S. Pump; ☆D... 70333     |                 |                | ★11"        |                           |
| Pressure; W/Saginaw P.S. Pump; ☆B... 70343   |                 |                | ★12"        | Return .....                                    |                 |                |             |                           |
| Return .....                                 |                 |                |             | <b>V-8 426 ENG.; V-8 440 ENG.</b>               |                 |                | ★12"        |                           |
| <b>1971</b>                                  |                 |                |             | Return .....                                    |                 |                |             |                           |
| <b>6-CYL. 225 ENG.</b>                       |                 |                |             | <b>1966-1965</b>                                |                 |                |             |                           |
| Pressure .....                               | 70337           |                | ★12"        | <b>6-CYL. 225 ENG.</b>                          |                 |                |             |                           |
| Return .....                                 |                 |                |             | Pressure .....                                  | 70347           |                |             |                           |
| <b>V-8 318 ENG.</b>                          |                 |                |             | Reservoir; W/Chrysler P.S. Pump; ☆D..           |                 |                | ✦           |                           |
| Pressure; W/Chrysler P.S. Pump; ☆D... 80119  |                 |                |             | Return; W/Saginaw P.S. Pump; ☆B .....           |                 |                | ★           |                           |
| Pressure; W/Saginaw P.S. Pump; ☆B... 70344   |                 |                | ★12"        | <b>V-8 273 ENG.; V-8 318 ENG.</b>               |                 |                |             |                           |
| Return .....                                 |                 |                |             | Pressure .....                                  | 70329           |                |             |                           |
| <b>V-8 383 ENG.; V-8 426 ENG.</b>            |                 |                |             | Reservoir; W/Chrysler P.S. Pump; ☆D..           |                 |                | ✦           |                           |
| Pressure; W/Chrysler P.S. Pump; ☆D... 70337  |                 |                |             | Return; W/Saginaw P.S. Pump; ☆B .....           |                 |                | ★           |                           |
| Pressure; W/Saginaw P.S. Pump; ☆B... 70343   |                 |                | ★12"        | <b>V-8 361 ENG.; V-8 383 ENG.; V-8 426 ENG.</b> |                 |                |             |                           |
| Return .....                                 |                 |                |             | Reservoir; W/Chrysler P.S. Pump; ☆D..           |                 |                | ✦           |                           |
| <b>1970</b>                                  |                 |                |             | Return; W/Saginaw P.S. Pump; ☆B .....           |                 |                | ★           |                           |
| <b>6-CYL. 225 ENG.</b>                       |                 |                |             |   |                 |                |             |                           |
| Pressure .....                               | 70337           |                | ★12"        |   |                 |                |             |                           |
| Return .....                                 |                 |                |             |   |                 |                |             |                           |

\* Cut From C.P.E. 3/8" I.D. Hose: 71350 (48"), 81352 (25").  
 † Cut From S.A.E. 11/32" I.D. Hose: 80062 (12"), 80063 (24"), 80064 (36"), 81353 (25").  
 ★ Cut From S.A.E. 3/8" I.D. Hose: 71224 (24"), 71236 (36"), 71206 (48"), 81206 (25"). May Also Use 3/8" C.P.E.  
 ✦ Cut From S.A.E. 5/8" I.D. Hose: 71351 (36").  
 □ Cut From 1/2" I.D. Suction Hose: 71296 (36"), 81354 (10').  
 ✧ Cut From 5/8" I.D. Suction Hose: 71207 (42"), 81355 (10').  
 ✨ Cut From 3/4" I.D. Suction Hose: 71297 (36"), 81356 (10').  
 ☆ See Page A14 For Pump or Gear Identification.

② Two Required.  
 ③ Three Required.  
 ④ Four Required.  
 ≧ Cut To Fit.  
 ✧ Replaces Both Upper and Lower Hose.  
 ▲ 252660 Adaptor Required For Some Models.  
 ✦ See Page A6 For Installation Procedure.

ILLUSTRATIONS



# Power Steering Hose for Passenger Cars

|                                      | Application   | Assembly Number | Multi-Use Hose | End Fitting | Application   | Assembly Number | Multi-Use Hose | End Fitting |
|--------------------------------------|---|-----------------|----------------|-------------|---|-----------------|----------------|-------------|
| <b>SYSTEM PUMP &amp; GEAR IDENT.</b> | <b>DODGE - Continued</b>                                  |                 |                |             | <b>DODGE - Continued</b>                                      |                 |                |             |
| <b>SYSTEM &amp; COMPONENT IDENT.</b> | <b>CUSTOM 880</b>   |                 |                |             | <b>DART - Continued</b>                                       |                 |                |             |
|                                      | <b>1965</b>   |                 |                |             | <b>1972 - Continued</b>                                       |                 |                |             |
|                                      | V-8 383 ENG.; V-8 413 ENG.; V-8 426 ENG.                  |                 |                |             | 6-CYL. 198 ENG.; 6-CYL. 225 ENG. - Continued                  |                 |                |             |
|                                      | Pressure .....  | 70329           |                |             | Return .....  |                 |                | ★12"        |
|                                      | Reservoir .....   |                 | ⇄12"           |             | <b>V-8 318 ENG.; V-8 340 ENG.</b>                             |                 |                |             |
|                                      | <b>1964</b>   |                 |                |             | Pressure; W/Chrysler P.S. Pump; ☆D... 80119                   |                 |                |             |
|                                      | V-8 361 ENG.; V-8 383 ENG.; V-8 426 ENG.                  |                 |                |             | Pressure; W/Saginaw P.S. Pump; ☆B... 70344                    |                 |                |             |
|                                      | Pressure .....  | 70329           |                |             | Return .....  |                 |                | ★12"        |
|                                      | Reservoir .....   |                 | ⇄              |             | <b>1971-1970</b>  |                 |                |             |
|                                      | <b>1963</b>   |                 |                |             | 6-CYL. 198 ENG.; 6-CYL. 225 ENG.                              |                 |                |             |
|                                      | V-8 361 ENG.; V-8 383 ENG.; V-8 413 ENG.; V-8 426 ENG.    |                 |                |             | Pressure .....  |                 |                |             |
| <b>PASS. CARS</b>                    | Pressure .....  | 70329           |                |             | Return .....  | 70337           |                | ★12"        |
|                                      | Reservoir .....   |                 | ⇄              |             | <b>V-8 318 ENG.; V-8 340 ENG.</b>                             |                 |                |             |
|                                      | <b>1962</b>   |                 |                |             | Pressure; W/Chrysler P.S. Pump; ☆D... 80119                   |                 |                |             |
|                                      | V-8 361 ENG.  |                 |                |             | Pressure; W/Saginaw P.S. Pump; ☆B... 70344                    |                 |                |             |
|                                      | Pressure .....  | 70329           |                |             | Return .....  |                 |                | ★12"        |
|                                      | Reservoir .....   |                 | ⇄              |             | <b>1969</b>   |                 |                |             |
| <b>LIGHT TRUCKS</b>                  | <b>DART</b>   |                 |                |             | 6-CYL. 170 ENG.; 6-CYL. 225 ENG.; V-8 383 ENG.                |                 |                |             |
|                                      | <b>1976-1975</b>  |                 |                |             | Pressure .....  |                 |                |             |
|                                      | 6-CYL. 225 ENG.   |                 |                |             | Return .....  |                 |                |             |
|                                      | Pressure; W/Chrysler P.S. Pump; ☆D... 80126               |                 |                |             | ★11"  |                 |                |             |
|                                      | Pressure; W/Saginaw P.S. Pump; ☆B... 80131                |                 |                |             | <b>V-8 273 ENG.; V-8 318 ENG.; V-8 340 ENG.</b>               |                 |                |             |
|                                      | Return .....  |                 | ★12"           |             | Pressure .....  | 70343           |                | ★11"        |
|                                      | <b>V-8 318 ENG.</b>                                       |                 |                |             | Return .....  |                 |                |             |
|                                      | Pressure; W/A.P. .... 70347                               |                 |                |             | <b>1968</b>   |                 |                |             |
|                                      | Pressure; W/O A.P. .... 70351                             |                 |                |             | 6-CYL. 170 ENG.; 6-CYL. 225 ENG.                              |                 |                |             |
|                                      | Return .....  |                 | ★15"           |             | Pressure .....  | 70333           |                | ★11"        |
|                                      | <b>V-8 360 ENG.</b>                                       |                 |                |             | Return .....  |                 |                |             |
|                                      | Pressure .....  | 70351           |                |             | <b>V-8 273 ENG.; V-8 318 ENG.; V-8 340 ENG.; V-8 383 ENG.</b> |                 |                |             |
|                                      | Return .....  |                 | ★15"           |             | Return .....  |                 |                | ★11"        |
| <b>BUSES</b>                         | <b>1974</b>   |                 |                |             | <b>1967</b>   |                 |                |             |
|                                      | 6-CYL. 198 ENG.; 6-CYL. 225 ENG.                          |                 |                |             | 6-CYL. 170 ENG.; 6-CYL. 225 ENG.                              |                 |                |             |
|                                      | Pressure; W/Chrysler P.S. Pump; ☆D... 80126               |                 |                |             | Pressure .....  | 70329           |                | ★11"        |
|                                      | Pressure; W/Saginaw P.S. Pump; ☆B... 80131                |                 |                |             | Return .....  |                 |                | ★11"        |
|                                      | Return .....  |                 | ★12"           |             | <b>V-8 273 ENG.</b>   |                 |                |             |
|                                      | <b>V-8 318 ENG.; V-8 360 ENG.</b>                         |                 |                |             | Return .....  |                 |                |             |
|                                      | Pressure; W/Chrysler P.S. Pump; ☆D... 80127               |                 |                |             | <b>1966</b>   |                 |                |             |
|                                      | Pressure; W/Saginaw P.S. Pump; ☆B... 70351                |                 |                |             | 6-CYL. 170 ENG.; 6-CYL. 225 ENG.                              |                 |                |             |
|                                      | Return .....  |                 | ★12"           |             | Pressure .....  | 70329           |                | ⇄16"        |
|                                      | <b>1973</b>   |                 |                |             | Reservoir .....   |                 |                |             |
|                                      | 6-CYL. 198 ENG.; 6-CYL. 225 ENG.                          |                 |                |             | <b>V-8 273 ENG.</b>   |                 |                |             |
|                                      | Pressure; W/Max. Cool A.C. .... 80127                     |                 |                |             | Reservoir .....   |                 |                | ⇄38"        |
|                                      | Pressure; W/O Max. Cool A.C.; Dec. 16 & Older ..... 70347 |                 |                |             | <b>1965</b>   |                 |                |             |
|                                      | Pressure; W/O Max. Cool A.C.; Dec. 17 & Newer ..... 70353 |                 |                |             | 6-CYL. 170 ENG.; 6-CYL. 225 ENG.                              |                 |                |             |
|                                      | Return .....  |                 | ★12"           |             | Pressure .....  | 70329           |                | ⇄45"        |
|                                      | <b>V-8 318 ENG.; V-8 340 ENG.</b>                         |                 |                |             | Reservoir .....   |                 |                |             |
|                                      | Pressure .....  | 80127           |                |             | <b>V-8 273 ENG.</b>   |                 |                |             |
|                                      | Return .....  |                 | ★12"           |             | Reservoir .....   |                 |                | ⇄38"        |
|                                      | <b>1972</b>   |                 |                |             | <b>1964</b>   |                 |                |             |
|                                      | 6-CYL. 198 ENG.; 6-CYL. 225 ENG.                          |                 |                |             | 6-CYL. 170 ENG.; 6-CYL. 225 ENG.; V-8 273 ENG.                |                 |                |             |
|                                      | Pressure; W/Chrysler P.S. Pump; ☆D... 70337               |                 |                |             | Pressure .....  | 70329           |                |             |
|                                      | Pressure; W/Saginaw P.S. Pump; ☆B... 70352                |                 |                |             | Reservoir .....   |                 |                | ⇄           |

**ILLUSTRATIONS**

\* Cut From C.P.E. 3/8" I.D. Hose: 71350 (48"), 81352 (25").  
 † Cut From S.A.E. 11/32" I.D. Hose: 80062 (12"), 80063 (24"), 80064 (36"), 81353 (25").  
 ★ Cut From S.A.E. 3/8" I.D. Hose: 71224 (24"), 71236 (36"), 71206 (48"), 81206 (25"). May Also Use 3/8" C.P.E.  
 ♣ Cut From S.A.E. 5/8" I.D. Hose: 71351 (36").  
 □ Cut From 1/2" I.D. Suction Hose: 71296 (36"), 81354 (10').  
 ⇄ Cut From 5/8" I.D. Suction Hose: 71207 (42"), 81355 (10').  
 ✱ Cut From 3/4" I.D. Suction Hose: 71297 (36"), 81356 (10').  
 ☆ See Page A14 For Pump or Gear Identification.

② Two Required.  
 ③ Three Required.  
 ④ Four Required.  
 < Cut To Fit.  
 ♣ Replaces Both Upper and Lower Hose.  
 ▲ 252660 Adaptor Required For Some Models.  
 ✱ See Page A6 For Installation Procedure.

# Power Steering Hose for Passenger Cars

| Application  | Assembly Number | Multi-Use Hose | End Fitting | Application   | Assembly Number | Multi-Use Hose | End Fitting |                                      |
|--|-----------------|----------------|-------------|---|-----------------|----------------|-------------|--------------------------------------|
| <b>DODGE - Continued</b>   |                 |                |             | <b>DODGE - Continued</b>                                |                 |                |             | <b>SYSTEM PUMP &amp; GEAR IDENT.</b> |
| <b>DART - Continued</b>  |                 |                |             | <b>DAYTONA - Continued</b>                              |                 |                |             |                                      |
| <b>1963</b>  |                 |                |             | <b>1989 - Continued</b>                                 |                 |                |             | <b>SYSTEM &amp; COMPONENT IDENT.</b> |
| <b>6-CYL. 170 ENG.; 6-CYL. 225 ENG.</b>                          |                 |                |             | <b>4-CYL. 2.2 L ENG.; 4-CYL. 2.5 L ENG. - Continued</b> |                 |                |             |                                      |
| Pressure .....   | 70329           |                |             | Pressure; W/ZF P.S. Pump .....                          | 91703           |                |             |                                      |
| Reservoir .....  |                 | ✦              |             | Return .....  |                 |                | ★13"        |                                      |
| <b>1962</b>  |                 |                |             | <b>1988</b>   |                 |                |             | <b>PASS. CARS</b>                    |
| <b>6-CYL. 225 ENG.; V-8 318 ENG.; V-8 361 ENG.; V-8 413 ENG.</b> |                 |                |             | <b>4-CYL. 2.2 L ENG.; 4-CYL. 2.5 L ENG.</b>             |                 |                |             |                                      |
| Pressure .....   | 70329           |                |             | Pressure; W/Saginaw P.S. Pump; ☆B... ..                 | 91508           |                |             |                                      |
| Reservoir .....  |                 | ✦              |             | Pressure; W/ZF P.S. Pump; Sept. 26 & Older .....        | 91665           |                |             |                                      |
| <b>DAYTONA</b>   |                 |                |             | Pressure; W/ZF P.S. Pump; Sept. 27 & Newer .....        |                 |                |             |                                      |
| <b>1993</b>  |                 |                |             | Return .....  |                 |                |             | ★13"                                 |
| <b>4-CYL. 2.2 L ENG.</b>   |                 |                |             | <b>1987-1986</b>  |                 |                |             | <b>LIGHT TRUCKS</b>                  |
| Pressure; W/Saginaw P.S. Pump; ☆B... ..                          | 91508           |                |             | <b>4-CYL. 2.2 L ENG.; 4-CYL. 2.5 L ENG.</b>             |                 |                |             |                                      |
| Pressure; W/ZF P.S. Pump .....                                   | 91703           |                |             | Pressure .....  | 91508           |                |             |                                      |
| Return .....   |                 |                | ★20"        | Return .....  |                 |                | ★10"        |                                      |
| <b>4-CYL. 2.5 L ENG.</b>   |                 |                |             | <b>1985-1984</b>  |                 |                |             | <b>MEDIUM/HEAVY TRUCKS</b>           |
| Pressure .....   | 91508           |                |             | <b>4-CYL. 2.2 L ENG.</b>                                |                 |                |             |                                      |
| Return .....   |                 |                | ★13"        | Pressure .....  | 91508           |                |             |                                      |
| <b>V-6 3.0 L ENG.</b>  |                 |                |             | Return .....  |                 |                |             | ★10"                                 |
| Pressure .....   | 71804           |                |             | <b>DIPLOMAT</b>   |                 |                |             | <b>BUSES</b>                         |
| Return .....   |                 |                | ★14"        | <b>1989-1984</b>  |                 |                |             |                                      |
| <b>1992</b>  |                 |                |             | <b>V-8 5.2 L ENG.</b>                                   |                 |                |             | <b>HOSE NUMERICAL</b>                |
| <b>4-CYL. 2.2 L ENG.</b>   |                 |                |             | Pressure .....  |                 |                |             |                                      |
| Pressure; W/Saginaw P.S. Pump; ☆B... ..                          | 91508           |                |             | Return - Cooler To Pump .....                           | 71137           |                | ★3"         |                                      |
| Pressure; W/ZF P.S. Pump .....                                   | 91703           |                |             | Return - Gear To Cooler .....                           |                 |                | ★10"        |                                      |
| Return .....   |                 |                | ★20"        | <b>1983-1980</b>  |                 |                |             |                                      |
| <b>4-CYL. 2.5 L ENG.</b>   |                 |                |             | <b>6-CYL. 3.7 L ENG.; V-8 5.2 L ENG.</b>                |                 |                |             | <b>REPAIR KITS</b>                   |
| Pressure .....   | 91508           |                |             | Pressure .....  | 71137           |                |             |                                      |
| Return .....   |                 |                | ★13"        | Return - Cooler To Pump .....                           |                 |                | ★3"         |                                      |
| <b>V-6 3.0 L ENG.</b>  |                 |                |             | Return - Gear To Cooler .....                           |                 |                |             | ★10"                                 |
| Pressure .....   | 80277           |                |             | <b>1979</b>   |                 |                |             |                                      |
| Return .....   |                 |                | ★14"        | <b>6-CYL. 225 ENG.</b>                                  |                 |                |             |                                      |
| <b>1991</b>  |                 |                |             | Pressure; Feb. 1 & Newer .....                          |                 |                |             |                                      |
| <b>4-CYL. 2.5 L ENG.</b>   |                 |                |             | Pressure; Jan. 31 & Older .....                         |                 |                |             |                                      |
| Pressure .....   | 91508           |                |             | Return .....  | 71054           |                |             |                                      |
| Return .....   |                 |                | ★13"        | <b>V-8 318 ENG.; V-8 360 ENG.</b>                       |                 |                |             |                                      |
| <b>V-6 3.0 L ENG.</b>  |                 |                |             | Pressure; W/A.P. ....                                   |                 |                |             |                                      |
| Pressure .....   | 80277           |                |             | Pressure; W/O A.P. ....                                 | 71156           |                |             |                                      |
| Return .....   |                 |                | ★14"        | Return .....  | 70347           |                | ★12"        |                                      |
| <b>1990</b>  |                 |                |             | <b>1978</b>   |                 |                |             | <b>KIT NUMERICAL</b>                 |
| <b>4-CYL. 2.2 L ENG.</b>   |                 |                |             | <b>6-CYL. 225 ENG.</b>                                  |                 |                |             |                                      |
| Pressure .....   | 91703           |                |             | Pressure .....  | 70347           |                |             |                                      |
| Return .....   |                 |                | ★13"        | Return .....  |                 |                | ★12"        |                                      |
| <b>4-CYL. 2.5 L ENG.</b>   |                 |                |             | <b>V-8 318 ENG.</b>                                     |                 |                |             |                                      |
| Pressure .....   | 91508           |                |             | Pressure; W/A.P. ....                                   | 71156           |                |             |                                      |
| Return .....   |                 |                | ★13"        | Pressure; W/O A.P. ....                                 | 70347           |                |             |                                      |
| <b>V-6 3.0 L ENG.</b>  |                 |                |             | Return .....  |                 |                |             | ★12"                                 |
| Pressure .....   | 80277           |                |             | <b>V-8 360 ENG.</b>                                     |                 |                |             |                                      |
| Return .....   |                 |                | ★14"        | Pressure; W/2-Bbl. Carb. ....                           | 70351           |                |             |                                      |
| <b>1989</b>  |                 |                |             | Pressure; W/4-Bbl. Carb. ....                           |                 |                |             |                                      |
| <b>4-CYL. 2.2 L ENG.; 4-CYL. 2.5 L ENG.</b>                      |                 |                |             | Return .....  |                 |                |             | ★12"                                 |
| Pressure; W/Saginaw P.S. Pump; ☆B... ..                          | 91508           |                |             | <b>ILLUSTRATIONS</b>                                    |                 |                |             |                                      |

\* Cut From C.P.E. 3/8" I.D. Hose: 71350 (48"), 81352 (25").  
 † Cut From S.A.E. 11/32" I.D. Hose: 80062 (12"), 80063 (24"), 80064 (36"), 81353 (25").  
 ★ Cut From S.A.E. 3/8" I.D. Hose: 71224 (24"), 71236 (36"), 71206 (48"), 81206 (25"). May Also Use 3/8" C.P.E.  
 ♣ Cut From S.A.E. 5/8" I.D. Hose: 71351 (36").  
 □ Cut From 1/2" I.D. Suction Hose: 71296 (36"), 81354 (10').  
 ✦ Cut From 5/8" I.D. Suction Hose: 71207 (42"), 81355 (10').  
 ✧ Cut From 3/4" I.D. Suction Hose: 71297 (36"), 81356 (10').  
 ☆ See Page A14 For Pump or Gear Identification.

② Two Required.  
 ③ Three Required.  
 ④ Four Required.  
 ≍ Cut To Fit.  
 \* Replaces Both Upper and Lower Hose.  
 ▲ 252660 Adaptor Required For Some Models.  
 ✦ See Page A6 For Installation Procedure.

# Power Steering Hose for Passenger Cars

|                                      | Application                       | Assembly Number | Multi-Use Hose | End Fitting | Application   | Assembly Number | Multi-Use Hose | End Fitting |
|--------------------------------------|-----------------------------------|-----------------|----------------|-------------|---|-----------------|----------------|-------------|
| <b>SYSTEM PUMP &amp; GEAR IDENT.</b> | <b>DODGE - Continued</b>          |                 |                |             | <b>DODGE - Continued</b>                              |                 |                |             |
| <b>SYSTEM &amp; COMPONENT IDENT.</b> | <b>DIPLOMAT - Continued</b>       |                 |                |             | <b>INTREPID</b>                                       |                 |                |             |
| <b>PASS. CARS</b>                    | <b>1977</b>                       |                 |                |             | <b>1995</b>   |                 |                |             |
|                                      | V-8 318 ENG.                      |                 |                |             | V-6 3.3 L ENG.  |                 |                |             |
|                                      | Pressure; W/A.P.....              | 71156           |                |             | Pressure .....  | 80061           |                |             |
|                                      | Pressure; W/O A.P.....            | 70347           |                |             | Reservoir; Dec. 12 & Newer.....                       | 80169           |                |             |
|                                      | Return .....                      |                 | ★12"           |             | Return; W/O Cooler .....                              |                 | †14"           |             |
| <b>LIGHT TRUCKS</b>                  | <b>DYNASTY</b>                    |                 |                |             | <b>V-6 3.5 L ENG.</b>                                 |                 |                |             |
|                                      | <b>1993</b>                       |                 |                |             | Pressure .....  |                 |                |             |
|                                      | 4-CYL. 2.5 L ENG.                 |                 |                |             | Return; W/O Cooler .....                              | 91823           |                | †14"        |
|                                      | Pressure .....                    | 91508           |                |             | Return - Cooler To Reservoir .....                    | 80169           |                |             |
|                                      | Return .....                      |                 | ★13"           |             | <b>1994-1993</b>                                      |                 |                |             |
|                                      | V-6 3.0 L ENG.                    |                 |                |             | <b>V-6 3.3 L ENG.</b>                                 |                 |                |             |
|                                      | Pressure .....                    | 71804           |                |             | Pressure .....  |                 |                |             |
|                                      | Return .....                      |                 | ★14"           |             | Reservoir .....                                       |                 |                |             |
|                                      | V-6 3.3 L ENG.                    |                 |                |             | Return; W/O Cooler .....                              |                 |                |             |
|                                      | Pressure .....                    | 71805           |                |             | Pressure .....  |                 |                |             |
|                                      | Reservoir .....                   |                 | ⇄9"            |             | Reservoir .....                                       |                 |                |             |
|                                      | Return .....                      |                 | ★15"           |             | Return; W/O Cooler .....                              |                 |                |             |
| <b>MEDIUM/HEAVY TRUCKS</b>           | <b>1992-1991</b>                  |                 |                |             | <b>LANCER</b>   |                 |                |             |
|                                      | <b>4-CYL. 2.5 L ENG.</b>          |                 |                |             | <b>1989-1988</b>                                      |                 |                |             |
|                                      | Pressure .....                    | 91508           |                |             | <b>4-CYL. 2.2 L ENG.; 4-CYL. 2.5 L ENG.</b>           |                 |                |             |
|                                      | Return .....                      |                 | ★13"           |             | Pressure; W/Saginaw P.S. Pump; ☆B... 91508            |                 |                |             |
|                                      | V-6 3.0 L ENG.                    |                 |                |             | Pressure; W/ZF P.S. Pump; Sept. 26 & Older..... 91665 |                 |                |             |
|                                      | Pressure .....                    | 80277           |                |             | Pressure; W/ZF P.S. Pump; Sept. 27 & Newer..... 91703 |                 |                |             |
|                                      | Return .....                      |                 | ★14"           |             | Return .....  |                 |                |             |
|                                      | V-6 3.3 L ENG.                    |                 |                |             | <b>1987-1986</b>                                      |                 |                |             |
|                                      | Pressure .....                    | 71805           |                |             | <b>4-CYL. 2.2 L ENG.; 4-CYL. 2.5 L ENG.</b>           |                 |                |             |
|                                      | Reservoir .....                   |                 | ⇄9"            |             | Pressure .....  |                 |                |             |
|                                      | Return .....                      |                 | ★16"           |             | Return .....  |                 |                |             |
| <b>BUSES</b>                         | <b>1990</b>                       |                 |                |             | <b>1985</b>   |                 |                |             |
|                                      | <b>4-CYL. 2.5 L ENG.</b>          |                 |                |             | <b>4-CYL. 2.2 L ENG.</b>                              |                 |                |             |
|                                      | Pressure .....                    | 91508           |                |             | Pressure .....  |                 |                |             |
|                                      | Return .....                      |                 | ★13"           |             | Return .....  |                 |                |             |
| <b>HOSE NUMERICAL</b>                | <b>V-6 3.0 L ENG.</b>             |                 |                |             | <b>1962-1961</b>                                      |                 |                |             |
|                                      | Pressure .....                    | 80277           |                |             | <b>6-CYL. 170 ENG.; 6-CYL. 225 ENG.</b>               |                 |                |             |
|                                      | Return .....                      |                 | ★14"           |             | Pressure .....  |                 |                |             |
|                                      | V-6 3.3 L ENG.                    |                 |                |             | Reservoir .....                                       |                 |                |             |
|                                      | Pressure .....                    | 71805           |                |             | 70329   |                 |                |             |
|                                      | Return .....                      |                 | ★16"           |             | ⇄   |                 |                |             |
| <b>REPAIR KITS</b>                   | <b>1989-1988</b>                  |                 |                |             | <b>MAGNUM</b>   |                 |                |             |
|                                      | <b>4-CYL. 2.5 L ENG.</b>          |                 |                |             | <b>1979</b>   |                 |                |             |
|                                      | Pressure .....                    | 91508           |                |             | <b>V-8 318 ENG.; V-8 360 ENG.</b>                     |                 |                |             |
|                                      | Return .....                      |                 | ★12"           |             | Pressure; W/A.P..... 71156                            |                 |                |             |
|                                      | V-6 3.0 L ENG.                    |                 |                |             | Pressure; W/O A.P..... 70351                          |                 |                |             |
|                                      | Pressure .....                    | 71804           |                |             | Return .....  |                 |                |             |
|                                      | Return .....                      |                 | ★24"           |             | ★12"  |                 |                |             |
| <b>KIT NUMERICAL</b>                 | <b>EXPO</b>                       |                 |                |             | <b>1978</b>   |                 |                |             |
|                                      | <b>1989-1987</b>                  |                 |                |             | <b>V-8 318 ENG.; V-8 360 ENG.; V-8 400 ENG.</b>       |                 |                |             |
|                                      | <b>4-CYL. 2.2 L ENG. (CANADA)</b> |                 |                |             | Pressure; W/A.P..... 71156                            |                 |                |             |
|                                      | Pressure .....                    | 91476           |                |             | Pressure; W/O A.P..... 70351                          |                 |                |             |
|                                      | Return .....                      |                 | ★10"           |             | Return .....  |                 |                |             |

\* Cut From C.P.E. 3/8" I.D. Hose: 71350 (48"), 81352 (25').  
 † Cut From S.A.E. 11/32" I.D. Hose: 80062 (12"), 80063 (24"), 80064 (36"), 81353 (25').  
 ★ Cut From S.A.E. 3/8" I.D. Hose: 71224 (24"), 71236 (36"), 71206 (48"), 81206 (25'). May Also Use 3/8" C.P.E.  
 † Cut From S.A.E. 5/8" I.D. Hose: 71351 (36").  
 □ Cut From 1/2" I.D. Suction Hose: 71296 (36"), 81354 (10').  
 ⇄ Cut From 5/8" I.D. Suction Hose: 71207 (42"), 81355 (10').  
 ☆ Cut From 3/4" I.D. Suction Hose: 71297 (36"), 81356 (10').  
 ☆ See Page A14 For Pump or Gear Identification.

② Two Required.  
 ③ Three Required.  
 ④ Four Required.  
 ⇄ Cut To Fit.  
 ☆ Replaces Both Upper and Lower Hose.  
 ▲ 252660 Adaptor Required For Some Models.  
 ⇄ See Page A6 For Installation Procedure.

# Power Steering Hose for Passenger Cars

| Application  | Assembly Number | Multi-Use Hose | End Fitting | Application   | Assembly Number | Multi-Use Hose | End Fitting |
|--|-----------------|----------------|-------------|---|-----------------|----------------|-------------|
| <b>DODGE - Continued</b>                                 |                 |                |             | <b>DODGE - Continued</b>                                      |                 |                |             |
| <b>MIRADA</b>  |                 |                |             | <b>MONACO - Continued</b>                                     |                 |                |             |
| <b>1983-1981</b>   |                 |                |             | <b>1976 - Continued</b>                                       |                 |                |             |
| <b>6-CYL. 3.7 L ENG.; V-8 5.2 L ENG.</b>                 |                 |                |             | <b>V-8 400 ENG.; V-8 440 ENG. - Continued</b>                 |                 |                |             |
| Pressure .....   | 71137           |                |             | Pressure; W/Chrysler P.S. Pump; W/O A.P.; ☆D .....            | 70353           |                |             |
| Return .....   |                 | ★12"           |             | Pressure; W/Saginaw P.S. Pump; ☆B... ..                       | 70351           |                | ★15"        |
| <b>1980</b>  |                 |                |             | <b>1975</b>   |                 |                |             |
| <b>6-CYL. 3.7 L ENG.; V-8 5.2 L ENG.; V-8 5.9 L ENG.</b> |                 |                |             | <b>V-8 318 ENG.; V-8 360 ENG.; V-8 400 ENG.; V-8 440 ENG.</b> |                 |                |             |
| Pressure .....   | 71137           |                | ★12"        | Pressure; W/Chrysler P.S. Pump; W/A.P.; ☆D .....              | 80127           |                |             |
| Return .....   |                 |                |             | Pressure; W/Chrysler P.S. Pump; W/O A.P.; ☆D .....            | 70351           |                |             |
| <b>MONACO</b>  |                 |                |             | Pressure; W/Saginaw P.S. Pump; ☆B... ..                       |                 |                |             |
| <b>1992-1991</b>   |                 |                |             | Return .....  |                 |                |             |
| <b>V-6 3.0 L ENG.</b>                                    |                 |                |             |   |                 |                |             |
| Pressure .....   | 71802           |                |             | <b>1974</b>   |                 |                |             |
| Reservoir .....  |                 | ⊕10"           |             | <b>V-8 360 ENG.; V-8 400 ENG.; V-8 440 ENG.</b>               |                 |                |             |
| Return - Gear To Pipe .....                              |                 | †14"           |             | Pressure; W/Chrysler P.S. Pump; W/A.P.; ☆D .....              |                 |                |             |
| Return - Pipe To Reservoir .....                         |                 | †4"            |             | Pressure; W/Chrysler P.S. Pump; W/O A.P.; ☆D .....            |                 |                |             |
| <b>1990</b>  |                 |                |             | Pressure; W/Saginaw P.S. Pump; ☆B... ..                       |                 |                |             |
| <b>V-6 3.0 L ENG.</b>                                    |                 |                |             | Return .....  |                 |                |             |
| Pressure .....   | 91666           |                | ⊕10"        | <b>1973</b>   |                 |                |             |
| Reservoir .....  |                 | ★              |             | <b>V-8 360 ENG.</b>   |                 |                |             |
| Return .....   |                 |                |             | Pressure; W/Chrysler P.S. Pump; ☆D... ..                      |                 |                |             |
| <b>1978</b>  |                 |                |             | Pressure; W/Saginaw P.S. Pump; ☆B... ..                       |                 |                |             |
| <b>6-CYL. 225 ENG.</b>                                   |                 |                |             | Return .....  |                 |                |             |
| Pressure .....   | 80131           |                | ★12"        | <b>V-8 400 ENG.; V-8 440 ENG.</b>                             |                 |                |             |
| Return .....   |                 |                |             | Pressure .....  |                 |                |             |
| <b>V-8 318 ENG.; V-8 360 ENG.</b>                        |                 |                |             | Return .....  |                 |                |             |
| Pressure; W/A.P. ....                                    | 70347           |                |             | <b>1972</b>   |                 |                |             |
| Pressure; W/O A.P. ....                                  | 70351           |                | ★12"        | <b>V-8 360 ENG.</b>   |                 |                |             |
| Return .....   |                 |                |             | Pressure; W/Chrysler P.S. Pump; ☆D... ..                      |                 |                |             |
| <b>V-8 400 ENG.; V-8 440 ENG.</b>                        |                 |                |             | Pressure; W/Saginaw P.S. Pump; ☆B... ..                       |                 |                |             |
| Pressure .....   | 70351           |                | ★12"        | Return .....  |                 |                |             |
| Return .....   |                 |                |             | <b>1971</b>   |                 |                |             |
| <b>1977</b>  |                 |                |             | <b>V-8 360 ENG.</b>   |                 |                |             |
| <b>6-CYL. 225 ENG.</b>                                   |                 |                |             | Pressure; W/Chrysler P.S. Pump; ☆D... ..                      |                 |                |             |
| Pressure .....   | 80131           |                | ★12"        | Pressure; W/Saginaw P.S. Pump; ☆B... ..                       |                 |                |             |
| Return .....   |                 |                |             | Return .....  |                 |                |             |
| <b>V-8 318 ENG.; V-8 360 ENG.</b>                        |                 |                |             | <b>V-8 400 ENG.; V-8 440 ENG.</b>                             |                 |                |             |
| Pressure; W/A.P. ....                                    | 70347           |                |             | Pressure; W/Chrysler P.S. Pump; ☆D... ..                      |                 |                |             |
| Pressure; W/O A.P. ....                                  | 70351           |                | ★12"        | Pressure; W/Saginaw P.S. Pump; ☆B... ..                       |                 |                |             |
| Return .....   |                 |                |             | Return .....  |                 |                |             |
| <b>V-8 400 ENG.</b>                                      |                 |                |             | <b>1971-1970</b>  |                 |                |             |
| Pressure .....   | 70351           |                | ★12"        | <b>V-8 383 ENG.; V-8 440 ENG.</b>                             |                 |                |             |
| Return .....   |                 |                |             | Pressure; W/Chrysler P.S. Pump; ☆D... ..                      |                 |                |             |
| <b>1976</b>  |                 |                |             | Pressure; W/Saginaw P.S. Pump; ☆B... ..                       |                 |                |             |
| <b>V-8 318 ENG.; V-8 360 ENG.</b>                        |                 |                |             | Return .....  |                 |                |             |
| Pressure; W/Chrysler P.S. Pump; W/A.P.; ☆D .....         | 80127           |                |             | <b>1969</b>   |                 |                |             |
| Pressure; W/Chrysler P.S. Pump; W/O A.P.; ☆D .....       | 70353           |                |             | <b>V-8 383 ENG.; V-8 440 ENG.</b>                             |                 |                |             |
| Pressure; W/Saginaw P.S. Pump; ☆B... ..                  | 70351           |                | ★15"        | Pressure; W/Chrysler P.S. Pump; ☆D... ..                      |                 |                |             |
| Return .....   |                 |                |             | Pressure; W/Saginaw P.S. Pump; ☆B... ..                       |                 |                |             |
| <b>V-8 400 ENG.; V-8 440 ENG.</b>                        |                 |                |             | Return .....  |                 |                |             |
| Pressure; W/Chrysler P.S. Pump; W/A.P.; ☆D .....         | 80126           |                |             | Return .....  |                 |                |             |

SYSTEM PUMP & GEAR IDENT.

SYSTEM & COMPONENT IDENT.

PASS. CARS

LIGHT TRUCKS

MEDIUM/HEAVY TRUCKS

BUSES

HOSE NUMERICAL

REPAIR KITS

KIT NUMERICAL

ILLUSTRATIONS

\* Cut From C.P.E. 3/8" I.D. Hose: 71350 (48"), 81352 (25").  
 † Cut From S.A.E. 11/32" I.D. Hose: 80062 (12"), 80063 (24"), 80064 (36"), 81353 (25").  
 ★ Cut From S.A.E. 3/8" I.D. Hose: 71224 (24"), 71236 (36"), 71206 (48"), 81206 (25"). May Also Use 3/8" C.P.E.  
 ♣ Cut From S.A.E. 5/8" I.D. Hose: 71351 (36").  
 □ Cut From 1/2" I.D. Suction Hose: 71296 (36"), 81354 (10').  
 ⊕ Cut From 5/8" I.D. Suction Hose: 71207 (42"), 81355 (10').  
 ☆ Cut From 3/4" I.D. Suction Hose: 71297 (36"), 81356 (10').  
 ☆ See Page A14 For Pump or Gear Identification.

② Two Required.  
 ③ Three Required.  
 ④ Four Required.  
 ≪ Cut To Fit.  
 ♣ Replaces Both Upper and Lower Hose.  
 ▲ 252660 Adaptor Required For Some Models.  
 ♣ See Page A6 For Installation Procedure.

# Power Steering Hose for Passenger Cars

|                                      | Application                                     | Assembly Number                   | Multi-Use Hose | End Fitting                           | Application                           | Assembly Number          | Multi-Use Hose | End Fitting |  |
|--------------------------------------|---|-----------------------------------|----------------|---------------------------------------|---------------------------------------|--------------------------|----------------|-------------|--|
| <b>SYSTEM PUMP &amp; GEAR IDENT.</b> | <b>DODGE - Continued</b>                        |                                   |                |                                       | <b>DODGE - Continued</b>              |                          |                |             |  |
|                                      | <b>MONACO - Continued</b>                       |                                   |                |                                       | <b>OMNI - Continued</b>               |                          |                |             |  |
|                                      | <b>1968 - Continued</b>                         |                                   |                |                                       | <b>1982-1981 - Continued</b>          |                          |                |             |  |
|                                      | <b>V-8 383 ENG. - Continued</b>                 |                                   |                |                                       | <b>4-CYL. 2.2 L ENG.</b>              |                          |                |             |  |
|                                      |   | Return .....                      |                | ★11"                                  | Pressure .....                        | 91476                    |                | ★12"        |  |
|                                      | <b>SYSTEM &amp; COMPONENT IDENT.</b>            | <b>V-8 440 ENG.</b>               |                |                                       |                                       | <b>1980</b>              |                |             |  |
|                                      |   | Pressure; W/O Hi Perf. Eng. ....  | 70329          |                                       |                                       | <b>4-CYL. 1.7 L ENG.</b> |                |             |  |
|                                      |   | Return .....                      |                | ★11"                                  |                                       | Return .....             |                | ★12"        |  |
|                                      |   | <b>1967</b>                       |                |                                       |                                       | <b>1979-1978</b>         |                |             |  |
|                                      |   | <b>V-8 383 ENG.; V-8 440 ENG.</b> |                |                                       |                                       | <b>4-CYL. 104 ENG.</b>   |                |             |  |
| Pressure .....                       |   | 70329                             |                |                                       | Return .....                          |                          | ★12"           |             |  |
| Return .....                         |   |                                   | ★12"           |                                       | <b>POLARA</b>                         |                          |                |             |  |
| <b>1966</b>                          |   |                                   |                | <b>1973</b>                           |                                       |                          |                |             |  |
| <b>V-8 383 ENG.; V-8 440 ENG.</b>    |   |                                   |                | <b>V-8 318 ENG.; V-8 360 ENG.</b>     |                                       |                          |                |             |  |
| Pressure .....                       |   | 70329                             |                |                                       | Pressure; W/Chrysler P.S. Pump; ☆D... | 80127                    |                |             |  |
| Reservoir .....                      |   | ✚12"                              |                | Pressure; W/Saginaw P.S. Pump; ☆B...  | 70347                                 |                          |                |             |  |
| <b>PASS. CARS</b>                    | <b>1965</b>                                     |                                   |                |                                       | Return .....                          |                          | ★12"           |             |  |
|                                      | <b>V-8 383 ENG.; V-8 413 ENG.; V-8 426 ENG.</b> |                                   |                |                                       | <b>V-8 400 ENG.; V-8 440 ENG.</b>     |                          |                |             |  |
|                                      | Pressure .....                                  | 70329                             |                |                                       | Pressure; W/Chrysler P.S. Pump; W/Hi  |                          |                |             |  |
|                                      | Reservoir .....                                 |                                   | ✚12"           |                                       | Perf. Eng.; ☆D.....                   | 70353                    |                |             |  |
|                                      | <b>NEON</b>                                     |                                   |                |                                       | Pressure; W/Chrysler P.S. Pump; W/O   |                          |                |             |  |
|                                      | <b>1995</b>                                     |                                   |                |                                       | Hi Perf. Eng.; ☆D.....                | 80126                    |                |             |  |
|                                      | <b>4-CYL. 2.0 L ENG.</b>                        |                                   |                |                                       | Pressure; W/Saginaw P.S. Pump; ☆B...  | 70347                    |                | ★12"        |  |
|                                      | Pressure; W/DOHC Eng. ....                      | 91949                             |                |                                       | Return .....                          |                          |                |             |  |
|                                      | Pressure; W/SOHC Eng. ....                      | 91948                             |                |                                       | <b>1972</b>                           |                          |                |             |  |
|                                      | Return - From Gear .....                        |                                   | †12"           |                                       | <b>V-8 318 ENG.; V-8 360 ENG.</b>     |                          |                |             |  |
| Return - To Reservoir .....          |   | †5"                               |                | Pressure; W/Chrysler P.S. Pump; ☆D... | 80119                                 |                          |                |             |  |
| <b>LIGHT TRUCKS</b>                  | <b>OMNI</b>                                     |                                   |                |                                       | Pressure; W/Saginaw P.S. Pump; ☆B...  | 70344                    |                | ★12"        |  |
|                                      | <b>1990-1987</b>                                |                                   |                |                                       | Return .....                          |                          |                |             |  |
|                                      | <b>4-CYL. 2.2 L ENG.</b>                        |                                   |                |                                       | <b>V-8 400 ENG.; V-8 440 ENG.</b>     |                          |                |             |  |
|                                      | Pressure .....                                  | 91476                             |                |                                       | Pressure; W/Chrysler P.S. Pump; ☆D... | 80119                    |                |             |  |
|                                      | Return .....                                    |                                   | ★10"           |                                       | Pressure; W/Saginaw P.S. Pump; ☆B...  | 70343                    |                | ★12"        |  |
|                                      | <b>1986-1984</b>                                |                                   |                |                                       | Return .....                          |                          |                |             |  |
|                                      | <b>4-CYL. 1.6 L ENG.</b>                        |                                   |                |                                       | <b>1971</b>                           |                          |                |             |  |
|                                      | Pressure .....                                  | 91506                             |                |                                       | <b>6-CYL. 225 ENG.</b>                |                          |                |             |  |
|                                      | Return .....                                    |                                   | ★              |                                       | Return .....                          |                          | ★12"           |             |  |
|                                      | <b>4-CYL. 2.2 L ENG.</b>                        |                                   |                |                                       | <b>V-8 318 ENG.; V-8 360 ENG.</b>     |                          |                |             |  |
| Pressure .....                       | 91476   |                                   |                | Pressure; W/Chrysler P.S. Pump; ☆D... | 80119                                 |                          |                |             |  |
| Return .....                         |   | ★10"                              |                | Pressure; W/Saginaw P.S. Pump; ☆B...  | 70344                                 |                          | ★12"           |             |  |
| <b>MEDIUM/HEAVY TRUCKS</b>           | <b>1983</b>                                     |                                   |                |                                       | Return .....                          |                          |                |             |  |
|                                      | <b>4-CYL. 1.6 L ENG.</b>                        |                                   |                |                                       | <b>V-8 383 ENG.; V-8 440 ENG.</b>     |                          |                |             |  |
|                                      | Pressure .....                                  | 91506                             |                |                                       | Pressure; W/Chrysler P.S. Pump; ☆D... | 80119                    |                |             |  |
|                                      | Return .....                                    |                                   | ★              |                                       | Pressure; W/Saginaw P.S. Pump; ☆B...  | 70343                    |                | ★12"        |  |
|                                      | <b>4-CYL. 1.7 L ENG.</b>                        |                                   |                |                                       | <b>1970</b>                           |                          |                |             |  |
|                                      | Return .....                                    |                                   | ★12"           |                                       | <b>6-CYL. 225 ENG.</b>                |                          |                |             |  |
|                                      | <b>4-CYL. 2.2 L ENG.</b>                        |                                   |                |                                       | Return .....                          |                          | ★12"           |             |  |
|                                      | Pressure .....                                  | 91476                             |                |                                       | <b>V-8 318 ENG.</b>                   |                          |                |             |  |
|                                      | Return .....                                    |                                   | ★12"           |                                       | Pressure; W/Chrysler P.S. Pump; ☆D... | 80119                    |                |             |  |
|                                      | <b>1982-1981</b>                                |                                   |                |                                       | Pressure; W/Saginaw P.S. Pump; ☆B...  | 70344                    |                | ★12"        |  |
| <b>4-CYL. 1.7 L ENG.</b>             |   |                                   |                | Return .....                          |                                       |                          |                |             |  |
| Return .....                         |   | ★12"                              |                | <b>V-8 383 ENG.; V-8 440 ENG.</b>     |                                       |                          |                |             |  |
|                                      |   |                                   |                | Pressure; W/Chrysler P.S. Pump; ☆D... | 80119                                 |                          |                |             |  |
|                                      |   |                                   |                | Pressure; W/Saginaw P.S. Pump; ☆B...  | 70343                                 |                          | ★12"           |             |  |
|                                      |   |                                   |                | Return .....                          |                                       |                          |                |             |  |

**ILLUSTRATIONS**

\* Cut From C.P.E. 3/8" I.D. Hose: 71350 (48"), 81352 (25').  
 † Cut From S.A.E. 11/32" I.D. Hose: 80062 (12"), 80063 (24"), 80064 (36"), 81353 (25').  
 ★ Cut From S.A.E. 3/8" I.D. Hose: 71224 (24"), 71236 (36"), 71206 (48"), 81206 (25'). May Also Use 3/8" C.P.E.  
 ✚ Cut From S.A.E. 5/8" I.D. Hose: 71351 (36").  
 □ Cut From 1/2" I.D. Suction Hose: 71296 (36"), 81354 (10').  
 ✚ Cut From 5/8" I.D. Suction Hose: 71207 (42"), 81355 (10').  
 ✚ Cut From 3/4" I.D. Suction Hose: 71297 (36"), 81356 (10').  
 ☆ See Page A14 For Pump or Gear Identification.

② Two Required.  
 ③ Three Required.  
 ④ Four Required.  
 ✚ Cut To Fit.  
 ✚ Replaces Both Upper and Lower Hose.  
 ▲ 252660 Adaptor Required For Some Models.  
 ✚ See Page A6 For Installation Procedure.



# Power Steering Hose for Passenger Cars

| Application   | Assembly Number | Multi-Use Hose | End Fitting | Application                                     | Assembly Number | Multi-Use Hose | End Fitting |
|---|-----------------|----------------|-------------|---|-----------------|----------------|-------------|
| <b>DODGE - Continued</b>                                    |                 |                |             | <b>DODGE - Continued</b>                        |                 |                |             |
| <b>POLARA - Continued</b>                                   |                 |                |             | <b>ROYAL MONACO - Continued</b>                 |                 |                |             |
| <b>1969</b>   |                 |                |             | <b>1976 - Continued</b>                         |                 |                |             |
| <b>V-8 318 ENG.; V-8 383 ENG.; V-8 440 ENG.</b>             |                 |                |             | <b>V-8 360 ENG. - Continued</b>                 |                 |                |             |
| Pressure; W/Chrysler P.S. Pump; ☆D...                       | 80119           |                |             | Pressure; W/Saginaw P.S. Pump; ☆B...            | 70351           |                |             |
| Pressure; W/Saginaw P.S. Pump; ☆B...                        | 70343           |                |             | Return .....                                    |                 | ★15"           |             |
| Return .....  |                 | ★11"           |             | <b>V-8 400 ENG.; V-8 440 ENG.</b>               |                 |                |             |
| <b>1968</b>   |                 |                |             | Pressure; W/Chrysler P.S. Pump;                 |                 |                |             |
| <b>V-8 318 ENG.; V-8 383 ENG.</b>                           |                 |                |             | W/A.P.; ☆D .....                                |                 |                |             |
| Pressure .....  | 70329           |                |             | Pressure; W/Chrysler P.S. Pump; W/O             | 80126           |                |             |
| Return .....  |                 | ★11"           |             | A.P.; ☆D .....                                  | 70353           |                |             |
| <b>V-8 440 ENG.</b>   |                 |                |             | Pressure; W/Saginaw P.S. Pump; ☆B...            |                 |                |             |
| Pressure; W/O Hi Perf. Eng. ....                            | 70329           |                |             | Return .....                                    | 70351           |                | ★15"        |
| Return .....  |                 | ★11"           |             | <b>1975</b>                                     |                 |                |             |
| <b>1967</b>   |                 |                |             | <b>V-8 360 ENG.; V-8 400 ENG.; V-8 440 ENG.</b> |                 |                |             |
| <b>V-8 318 ENG.</b>   |                 |                |             | Pressure; W/Chrysler P.S. Pump;                 |                 |                |             |
| Pressure; W/Chrysler P.S. Pump; ☆D...                       | 70329           |                |             | W/A.P.; ☆D .....                                | 80127           |                |             |
| Return .....  |                 | ★12"           |             | Pressure; W/Chrysler P.S. Pump; W/O             | 70351           |                |             |
| <b>V-8 383 ENG.; V-8 440 ENG.</b>                           |                 |                |             | A.P.; ☆D .....                                  |                 |                |             |
| Pressure .....  | 70329           |                |             | Pressure; W/Saginaw P.S. Pump; ☆B...            | 70347           |                |             |
| Return .....  |                 | ★12"           |             | Return .....                                    |                 | ★15"           |             |
| <b>1966</b>   |                 |                |             | <b>SHADOW</b>                                   |                 |                |             |
| <b>V-8 318 ENG.; V-8 383 ENG.; V-8 440 ENG.</b>             |                 |                |             | <b>1994-1993</b>                                |                 |                |             |
| Pressure .....  | 70329           |                |             | <b>4-CYL. 2.2 L ENG.; 4-CYL. 2.5 L ENG.</b>     |                 |                |             |
| Reservoir .....   |                 | ⇆12"           |             | Pressure .....                                  | 91508           |                |             |
| <b>1965</b>   |                 |                |             | Return .....                                    |                 |                |             |
| <b>V-8 383 ENG.; V-8 413 ENG.; V-8 426 ENG.</b>             |                 |                |             |   |                 |                |             |
| Pressure .....  | 70329           |                |             | <b>V-6 3.0 L ENG.</b>                           |                 |                |             |
| Reservoir .....   |                 | ⇆12"           |             | Pressure .....                                  | 71804           |                |             |
| <b>1964-1963</b>  |                 |                |             | Return .....                                    |                 |                |             |
| <b>6-CYL. 225 ENG.; V-8 318 ENG.; V-8 383 ENG.; V-8 426</b> |                 |                |             |   |                 |                |             |
| <b>ENG.</b>   |                 |                |             |   |                 |                |             |
| Pressure .....  | 70329           |                |             | <b>1992</b>                                     |                 |                |             |
| Reservoir .....   |                 | ⇆              |             | <b>4-CYL. 2.2 L ENG.; 4-CYL. 2.5 L ENG.</b>     |                 |                |             |
| <b>1962</b>   |                 |                |             | Pressure .....                                  |                 |                |             |
| <b>V-8 361 ENG.; V-8 413 ENG.</b>                           |                 |                |             | 91508   |                 |                |             |
| Pressure .....  | 70329           |                |             | Return .....                                    |                 | ★13"           |             |
| Reservoir .....   |                 | ⇆              |             | <b>V-6 3.0 L ENG.</b>                           |                 |                |             |
| <b>ROYAL MONACO</b>   |                 |                |             | Pressure .....                                  |                 |                |             |
| <b>1977</b>   |                 |                |             | 80277   |                 |                |             |
| <b>V-8 318 ENG.; V-8 360 ENG.</b>                           |                 |                |             | Return .....                                    |                 |                |             |
| Pressure; W/A.P. ....                                       | 70347           |                |             | <b>1991</b>                                     |                 |                |             |
| Pressure; W/O A.P. ....                                     | 70351           |                |             | <b>4-CYL. 2.2 L ENG.; 4-CYL. 2.5 L ENG.</b>     |                 |                |             |
| Return .....  |                 | ★12"           |             | Pressure .....                                  | 91508           |                |             |
| <b>V-8 400 ENG.; V-8 440 ENG.</b>                           |                 |                |             | Return .....                                    |                 |                |             |
| Pressure .....  | 70351           |                |             | <b>1990</b>                                     |                 |                |             |
| Return .....  |                 | ★12"           |             | <b>4-CYL. 2.2 L ENG.; 4-CYL. 2.5 L ENG.</b>     |                 |                |             |
| <b>1976</b>   |                 |                |             | Pressure .....                                  |                 |                |             |
| <b>V-8 360 ENG.</b>   |                 |                |             | 91703   |                 |                |             |
| Pressure; W/Chrysler P.S. Pump;                             |                 |                |             | Return .....                                    |                 | ★13"           |             |
| W/A.P.; ☆D .....  | 80127           |                |             | <b>1989</b>                                     |                 |                |             |
| Pressure; W/Chrysler P.S. Pump; W/O                         |                 |                |             | <b>4-CYL. 2.2 L ENG.; 4-CYL. 2.5 L ENG.</b>     |                 |                |             |
| A.P.; ☆D .....  | 70353           |                |             | Pressure; W/Saginaw P.S. Pump; ☆B...            | 91508           |                |             |
|   |                 |                |             | Pressure; W/ZF P.S. Pump .....                  | 91703           |                |             |
|   |                 |                |             | Return .....                                    |                 | ★13"           |             |
|   |                 |                |             | <b>1988</b>                                     |                 |                |             |
|   |                 |                |             | <b>4-CYL. 2.2 L ENG.; 4-CYL. 2.5 L ENG.</b>     |                 |                |             |
|   |                 |                |             | Pressure; W/Saginaw P.S. Pump; ☆B...            | 91508           |                |             |
|   |                 |                |             | Pressure; W/ZF P.S. Pump; Sept. 26 &            |                 |                |             |
|   |                 |                |             | Older .....                                     | 91665           |                |             |
|   |                 |                |             | Pressure; W/ZF P.S. Pump; Sept. 27 &            |                 |                |             |
|   |                 |                |             | Newer .....                                     | 91703           |                |             |

\* Cut From C.P.E. 3/8" I.D. Hose: 71350 (48"), 81352 (25").  
 † Cut From S.A.E. 11/32" I.D. Hose: 80062 (12"), 80063 (24"), 80064 (36"), 81353 (25").  
 ★ Cut From S.A.E. 3/8" I.D. Hose: 71224 (24"), 71236 (36"), 71206 (48"), 81206 (25"). May Also Use 3/8" C.P.E.  
 ❖ Cut From S.A.E. 5/8" I.D. Hose: 71351 (36").  
 □ Cut From 1/2" I.D. Suction Hose: 71296 (36"), 81354 (10').  
 ⇆ Cut From 5/8" I.D. Suction Hose: 71207 (42"), 81355 (10').  
 \* Cut From 3/4" I.D. Suction Hose: 71297 (36"), 81356 (10').  
 ☆ See Page A14 For Pump or Gear Identification.

② Two Required.  
 ③ Three Required.  
 ④ Four Required.  
 ≍ Cut To Fit.  
 \* Replaces Both Upper and Lower Hose.  
 ▲ 252660 Adaptor Required For Some Models.  
 ❖ See Page A6 For Installation Procedure.

**SYSTEM PUMP & GEAR IDENT.**

**SYSTEM & COMPONENT IDENT.**

**PASS. CARS**

**LIGHT TRUCKS**

**MEDIUM/HEAVY TRUCKS**

**BUSES**

**HOSE NUMERICAL**

**REPAIR KITS**

**KIT NUMERICAL**

**ILLUSTRATIONS**

# Power Steering Hose for Passenger Cars

|                                      | Application  | Assembly Number | Multi-Use Hose | End Fitting | Application   | Assembly Number | Multi-Use Hose | End Fitting |
|--------------------------------------|--|-----------------|----------------|-------------|---|-----------------|----------------|-------------|
| <b>SYSTEM PUMP &amp; GEAR IDENT.</b> | <b>DODGE - Continued</b>                                 |                 |                |             | <b>DODGE - Continued</b>                                    |                 |                |             |
|                                      | <b>SHADOW - Continued</b>                                |                 |                |             | <b>ST. REGIS - Continued</b>                                |                 |                |             |
|                                      | <b>1988 - Continued</b>                                  |                 |                |             | <b>1979</b>   |                 |                |             |
|                                      | <b>4-CYL. 2.2 L ENG.; 4-CYL. 2.5 L ENG. - Continued</b>  |                 |                |             | <b>6-CYL. 225 ENG.</b>                                      |                 |                |             |
|                                      | Return .....   |                 | ★13"           |             | Pressure; Feb. 1 & Newer.....                               | 71054           |                |             |
| <b>SYSTEM &amp; COMPONENT IDENT.</b> | <b>1987</b>  |                 |                |             | Pressure; Jan. 31 & Older.....                              | 71156           |                | ★12"        |
|                                      | <b>4-CYL. 2.2 L ENG.</b>                                 |                 |                |             | Return .....  |                 |                |             |
|                                      | Pressure .....   | 91508           |                | ★10"        | <b>V-8 318 ENG.; V-8 360 ENG.</b>                           |                 |                |             |
|                                      | Return .....   |                 |                |             | Pressure; W/A.P.....  | 71156           |                |             |
|                                      | <b>SPIRIT</b>  |                 |                |             | Pressure; W/O A.P.....                                      | 70351           |                | ★12"        |
|                                      | <b>1995-1993</b>   |                 |                |             | Return .....  |                 |                |             |
| <b>PASS. CARS</b>                    | <b>4-CYL. 2.5 L ENG.</b>                                 |                 |                |             | <b>STEALTH</b>  |                 |                |             |
|                                      | Pressure .....   | 91508           |                | ★13"        | <b>1995-1991</b>  |                 |                |             |
|                                      | Return .....   |                 |                |             | <b>V-6 3.0 L ENG.</b>                                       |                 |                |             |
|                                      | <b>V-6 3.0 L ENG.</b>                                    |                 |                |             | Pressure; W/DOHC Eng.....                                   | 71812           |                |             |
|                                      | Pressure .....   | 71804           |                | ★14"        | Pressure; W/SOHC Eng.....                                   | 71813           |                |             |
|                                      | Return .....   |                 |                |             | Return - Cooler To Reservoir; W/O                           |                 |                |             |
| <b>LIGHT TRUCKS</b>                  | <b>1992-1991</b>   |                 |                |             | Turbo .....   |                 |                | ★7"         |
|                                      | <b>4-CYL. 2.2 L ENG.</b>                                 |                 |                |             | Return - Cooler To Reservoir; W/Turbo.                      |                 |                | ★8"         |
|                                      | Pressure; W/Saginaw P.S. Pump; ☆B...                     | 91508           |                |             | Return - Gear To Cooler; W/Turbo .....                      |                 |                | ★7"         |
|                                      | Pressure; W/ZF P.S. Pump .....                           | 91703           |                |             | <b>STRATUS</b>  |                 |                |             |
|                                      | Return .....   |                 |                | ★20"        | <b>1995</b>   |                 |                |             |
|                                      | <b>4-CYL. 2.5 L ENG.</b>                                 |                 |                |             | <b>4-CYL. 2.0 L ENG.; 4-CYL. 2.4 L ENG.</b>                 |                 |                |             |
|                                      | Pressure .....   | 91508           |                | ★13"        | Pressure .....  | 80314           |                |             |
|                                      | Return .....   |                 |                |             | Return - Cooler To Intermediate Hose...                     | 92075           |                | †14"        |
|                                      | <b>V-6 3.0 L ENG.</b>                                    |                 |                |             | Return - Gear To Cooler .....                               | 92074           |                | †14"        |
|                                      | Pressure .....   | 80277           |                | ★14"        | Return - Pipe To Pipe.....                                  |                 |                | ★12"        |
|                                      | Return .....   |                 |                |             | Return - Pipe To Reservoir .....                            |                 |                | ★20"        |
|                                      | <b>1990</b>  |                 |                |             | <b>V-6 2.5 L ENG.</b>                                       |                 |                |             |
|                                      | <b>4-CYL. 2.5 L ENG.</b>                                 |                 |                |             | Pressure .....  | 91896           |                |             |
|                                      | Pressure .....   | 91508           |                | ★13"        | Return - Cooler To Intermediate Hose...                     | 92075           |                | †14"        |
|                                      | Return .....   |                 |                |             | Return - Gear To Cooler .....                               | 92074           |                | †14"        |
|                                      | <b>V-6 3.0 L ENG.</b>                                    |                 |                |             | Return - Pipe To Pipe.....                                  |                 |                | ★12"        |
|                                      | Pressure .....   | 80277           |                | ★14"        | Return - Pipe To Reservoir .....                            |                 |                | ★20"        |
|                                      | Return .....   |                 |                |             | <b>VIPER</b>  |                 |                |             |
|                                      | <b>1989</b>  |                 |                |             | <b>1995-1992</b>  |                 |                |             |
|                                      | <b>4-CYL. 2.5 L ENG.</b>                                 |                 |                |             | <b>V-10 8.0 L ENG.</b>                                      |                 |                |             |
|                                      | Pressure; W/Saginaw P.S. Pump; ☆B...                     | 91508           |                |             | Pressure .....  | 71803           |                | †12"        |
|                                      | Pressure; W/ZF P.S. Pump .....                           | 91703           |                | ★13"        | Return - Gear To Pump.....                                  |                 |                |             |
|                                      | Return .....   |                 |                |             | <b>330</b>  |                 |                |             |
|                                      | <b>V-6 3.0 L ENG.</b>                                    |                 |                |             | <b>1964-1963</b>  |                 |                |             |
|                                      | Pressure .....   | 80277           |                | ★24"        | <b>6-CYL. 225 ENG.; V-8 318 ENG.; V-8 383 ENG.; V-8 426</b> |                 |                |             |
|                                      | Return .....   |                 |                |             | <b>ENG.</b>   |                 |                |             |
|                                      | <b>1981</b>  |                 |                |             | Pressure .....  | 70329           |                |             |
|                                      | <b>6-CYL. 3.7 L ENG.; V-8 5.2 L ENG.</b>                 |                 |                |             | Reservoir .....   |                 |                | ✦           |
|                                      | Pressure .....   | 71137           |                | ★12"        | <b>400</b>  |                 |                |             |
|                                      | Return .....   |                 |                |             | <b>1983-1982</b>  |                 |                |             |
|                                      | <b>1980</b>  |                 |                |             | <b>4-CYL. 2.2 L ENG.; 4-CYL. 2.6 L ENG.</b>                 |                 |                |             |
|                                      | <b>6-CYL. 3.7 L ENG.; V-8 5.2 L ENG.; V-8 5.9 L ENG.</b> |                 |                |             | Pressure .....  | 91476           |                |             |
|                                      | Pressure .....   | 71137           |                | ★12"        | Return .....  |                 |                | ★10"        |
|                                      | Return .....   |                 |                |             |   |                 |                |             |

\* Cut From C.P.E. 3/8" I.D. Hose: 71350 (48"), 81352 (25').

† Cut From S.A.E. 11/32" I.D. Hose: 80062 (12"), 80063 (24"), 80064 (36"), 81353 (25').

★ Cut From S.A.E. 3/8" I.D. Hose: 71224 (24"), 71236 (36"), 71206 (48"), 81206 (25'). May Also Use 3/8" C.P.E.

✦ Cut From S.A.E. 5/8" I.D. Hose: 71351 (36').

□ Cut From 1/2" I.D. Suction Hose: 71296 (36"), 81354 (10').

✦ Cut From 5/8" I.D. Suction Hose: 71207 (42"), 81355 (10').

✦ Cut From 3/4" I.D. Suction Hose: 71297 (36"), 81356 (10').

☆ See Page A14 For Pump or Gear Identification.

Ⓜ Two Required.

Ⓝ Three Required.

Ⓞ Four Required.

✦ Cut To Fit.

✦ Replaces Both Upper and Lower Hose.

▲ 252660 Adaptor Required For Some Models.

✦ See Page A6 For Installation Procedure.

# Power Steering Hose for Passenger Cars

| Application  | Assembly Number | Multi-Use Hose | End Fitting | Application                                 | Assembly Number | Multi-Use Hose | End Fitting |
|--|-----------------|----------------|-------------|---|-----------------|----------------|-------------|
| <b>DODGE - Continued</b>   |                 |                |             | <b>EAGLE - Continued</b>                    |                 |                |             |
| <b>440</b>   |                 |                |             | <b>PREMIER - Continued</b>                  |                 |                |             |
| <b>1964-1963</b>   |                 |                |             | <b>1989-1988 - Continued</b>                |                 |                |             |
| <b>6-CYL. 225 ENG.; V-8 318 ENG.; V-8 383 ENG.; V-8 426 ENG.</b> |                 |                |             | <b>V-6 3.0 L ENG. - Continued</b>           |                 |                |             |
| Pressure .....   | 70329           |                |             | Return .....                                | 91891           |                |             |
| Reservoir .....  |                 | ✦              |             | <b>SUMMIT</b>                               |                 |                |             |
| <b>600</b>   |                 |                |             | <b>1995-1993</b>                            |                 |                |             |
| <b>1988</b>  |                 |                |             | <b>4-CYL. 1.5 L ENG.</b>                    |                 |                |             |
| <b>4-CYL. 2.2 L ENG.; 4-CYL. 2.5 L ENG.</b>                      |                 |                |             | Pressure .....                              |                 |                |             |
| Pressure .....   | 91508           |                |             | Return; W/O Cooler .....                    | 71806           |                | ★11"        |
| Return .....   |                 |                | ★13"        | Return - Cooler To Reservoir .....          |                 |                | ★7"         |
| <b>1987-1986</b>   |                 |                |             | Return - Gear To Pipe; W/Cooler .....       |                 |                |             |
| <b>4-CYL. 2.2 L ENG.; 4-CYL. 2.5 L ENG.</b>                      |                 |                |             | Return - Pipe To Cooler .....               |                 |                |             |
| Pressure .....   | 91508           |                |             | <b>4-CYL. 1.8 L ENG.</b>                    |                 |                |             |
| Return .....   |                 |                | ★10"        | Pressure; Coupe, Sedan.....                 |                 |                |             |
| <b>1985-1984</b>   |                 |                |             | Pressure; Wagon.....                        |                 |                |             |
| <b>4-CYL. 2.2 L ENG.; 4-CYL. 2.6 L ENG.</b>                      |                 |                |             | Return - Cooler To Reservoir; Coupe,        |                 |                |             |
| Pressure .....   | 91508           |                |             | Sedan .....                                 | 71807           |                | ★7"         |
| Return .....   |                 |                | ★10"        | Return - Cooler To Reservoir; Wagon ...     | 71808           |                | ★5"         |
| <b>1983</b>  |                 |                |             | Return - Gear To Pipe; W/Cooler; Cou-       |                 |                |             |
| <b>4-CYL. 2.2 L ENG.; 4-CYL. 2.6 L ENG.</b>                      |                 |                |             | pe, Sedan.....                              |                 |                |             |
| Pressure .....   | 91476           |                |             | Return - Gear To Pipe; W/Cooler;            |                 |                | ★13"        |
| Return .....   |                 |                | ★10"        | Wagon .....                                 |                 |                | ★17"        |
| <b>EAGLE</b>   |                 |                |             | Return - Pipe To Cooler; Coupe, Se-         |                 |                |             |
| <b>MEDALLION</b>   |                 |                |             | dan.....                                    |                 |                |             |
| <b>1989-1988</b>   |                 |                |             | Return - Pipe To Cooler; Wagon .....        |                 |                |             |
| <b>4-CYL. 2.2 L ENG.</b>   |                 |                |             | <b>4-CYL. 2.4 L ENG.</b>                    |                 |                |             |
| Pressure .....   | 91894           |                |             | Pressure .....                              | 71809           |                | ★5"         |
| Reservoir .....  |                 | ☐              |             | Return - Cooler To Reservoir.....           |                 |                | ★17"        |
| Return .....   |                 | ☐              |             | Return - Gear To Pipe; W/Cooler .....       |                 |                | ★6"         |
| <b>PREMIER</b>   |                 |                |             | <b>1992</b>                                 |                 |                |             |
| <b>1992-1991</b>   |                 |                |             | <b>4-CYL. 1.5 L ENG.</b>                    |                 |                |             |
| <b>V-6 3.0 L ENG.</b>  |                 |                |             | Pressure .....                              |                 |                |             |
| Pressure .....   | 71802           |                |             | Return; W/O Cooler .....                    | 71439           |                | ★9"         |
| Reservoir .....  |                 |                | ✦10"        | Return - Cooler To Reservoir .....          |                 |                | ★8"         |
| Return - Gear To Pipe.....                                       |                 |                | †14"        | Return - Gear To Cooler .....               |                 |                | ★6"         |
| Return - Pipe To Reservoir .....                                 |                 |                | †4"         | <b>4-CYL. 1.8 L ENG.</b>                    |                 |                |             |
| <b>1990</b>  |                 |                |             | Pressure .....                              |                 |                |             |
| <b>V-6 3.0 L ENG.</b>  |                 |                |             | Return - Cooler To Reservoir .....          |                 |                |             |
| Pressure .....   | 91666           |                |             | Return - Gear To Pipe; W/Cooler .....       | 71808           |                | ★5"         |
| Reservoir .....  |                 |                | ✦10"        | Return - Pipe To Cooler .....               |                 |                | ★17"        |
| Return .....   | 91891           |                |             | Return - Pipe To Cooler .....               |                 |                | ★6"         |
| <b>1989-1988</b>   |                 |                |             | <b>4-CYL. 2.4 L ENG.</b>                    |                 |                |             |
| <b>4-CYL. 2.5 L ENG.</b>   |                 |                |             | Pressure .....                              |                 |                |             |
| Reservoir .....  |                 |                | ✦10"        | Return - Cooler To Reservoir .....          | 71811           |                | ★5"         |
| Return .....   | 91890           |                |             | Return - Gear To Pipe; W/Cooler .....       |                 |                | ★17"        |
| <b>V-6 3.0 L ENG.</b>  |                 |                |             | Return - Pipe To Cooler .....               |                 |                |             |
| Pressure .....   | 91666           |                |             | Return - Pipe To Cooler .....               |                 |                | ★6"         |
| Reservoir .....  |                 |                | ✦10"        | <b>1991</b>                                 |                 |                |             |
| <b>EAGLE</b>   |                 |                |             | <b>4-CYL. 1.5 L ENG.</b>                    |                 |                |             |
| <b>MEDALLION</b>   |                 |                |             | Pressure .....                              |                 |                |             |
| <b>1989-1988</b>   |                 |                |             | Return; W/O Cooler .....                    |                 |                |             |
| <b>4-CYL. 2.5 L ENG.</b>   |                 |                |             | Return - Cooler To Reservoir.....           |                 |                |             |
| Reservoir .....  |                 |                | ✦10"        | Return - Gear To Cooler .....               | 71439           |                | ★9"         |
| Return .....   | 91890           |                |             | Return - Cooler To Reservoir.....           |                 |                | ★8"         |
| <b>V-6 3.0 L ENG.</b>  |                 |                |             | Return - Gear To Cooler .....               |                 |                |             |
| Pressure .....   | 91666           |                |             | Return - Pipe To Cooler .....               |                 |                | ★6"         |
| Reservoir .....  |                 |                | ✦10"        | <b>1990</b>                                 |                 |                |             |
| <b>EAGLE</b>   |                 |                |             | <b>4-CYL. 1.5 L ENG.; 4-CYL. 1.6 L ENG.</b> |                 |                |             |
| <b>MEDALLION</b>   |                 |                |             | Pressure .....                              |                 |                |             |
| <b>1989-1988</b>   |                 |                |             | Return; W/O Cooler .....                    |                 |                |             |
| <b>4-CYL. 2.5 L ENG.</b>   |                 |                |             | Return - Cooler To Reservoir .....          |                 |                |             |
| Reservoir .....  |                 |                | ✦10"        | Return - Gear To Cooler .....               | 71439           |                | ★9"         |
| Return .....   | 91890           |                |             | Return - Cooler To Reservoir .....          |                 |                | ★8"         |
| <b>V-6 3.0 L ENG.</b>  |                 |                |             | Return - Gear To Cooler .....               |                 |                |             |
| Pressure .....   | 91666           |                |             | Return - Pipe To Cooler .....               |                 |                | ★6"         |
| Reservoir .....  |                 |                | ✦10"        | <b>1990</b>                                 |                 |                |             |

|                           |
|---------------------------|
| SYSTEM PUMP & GEAR IDENT. |
| SYSTEM & COMPONENT IDENT. |
| PASS. CARS                |
| LIGHT TRUCKS              |
| MEDIUM/HEAVY TRUCKS       |
| BUSES                     |
| HOSE NUMERICAL            |
| REPAIR KITS               |
| KIT NUMERICAL             |
| ILLUSTRATIONS             |

\* Cut From C.P.E. 3/8" I.D. Hose: 71350 (48"), 81352 (25").  
 † Cut From S.A.E. 11/32" I.D. Hose: 80062 (12"), 80063 (24"), 80064 (36"), 81353 (25").  
 ★ Cut From S.A.E. 3/8" I.D. Hose: 71224 (24"), 71236 (36"), 71206 (48"), 81206 (25"). May Also Use 3/8" C.P.E.  
 ✦ Cut From S.A.E. 5/8" I.D. Hose: 71351 (36").  
 ☐ Cut From 1/2" I.D. Suction Hose: 71296 (36"), 81354 (10').  
 ✦ Cut From 5/8" I.D. Suction Hose: 71207 (42"), 81355 (10').  
 ✦ Cut From 3/4" I.D. Suction Hose: 71297 (36"), 81356 (10').  
 ☆ See Page A14 For Pump or Gear Identification.

② Two Required.  
 ③ Three Required.  
 ④ Four Required.  
 ✦ Cut To Fit.  
 ✦ Replaces Both Upper and Lower Hose.  
 ▲ 252660 Adaptor Required For Some Models.  
 ✦ See Page A6 For Installation Procedure.

# Power Steering Hose for Passenger Cars

|                                      | Application                                      | Assembly Number | Multi-Use Hose | End Fitting | Application   | Assembly Number | Multi-Use Hose | End Fitting |
|--------------------------------------|--|-----------------|----------------|-------------|---|-----------------|----------------|-------------|
| <b>SYSTEM PUMP &amp; GEAR IDENT.</b> | <b>EAGLE - Continued</b>                         |                 |                |             | <b>EAGLE - Continued</b>                                      |                 |                |             |
| <b>SYSTEM &amp; COMPONENT IDENT.</b> | <b>SUMMIT - Continued</b>                        |                 |                |             | <b>VISTA</b>  |                 |                |             |
|                                      | <b>1989</b>                                      |                 |                |             | <b>1992</b>   |                 |                |             |
|                                      | <b>4-CYL. 1.5 L ENG.; 4-CYL. 1.6 L ENG.</b>      |                 |                |             | <b>4-CYL. 1.5 L ENG. (CANADA)</b>                             |                 |                |             |
|                                      | Pressure .....                                   | 71439           |                |             | Pressure .....  | 71439           |                |             |
|                                      | Reservoir .....                                  |                 | ☐              |             | Return; W/O Cooler .....                                      |                 | ★9"            |             |
|                                      | Return - Cooler To Reservoir .....               |                 | ★8"            |             | Return - Cooler To Reservoir .....                            |                 | ★8"            |             |
|                                      | Return - Gear To Cooler .....                    |                 | ★6"            |             | Return - Gear To Cooler .....                                 |                 | ★6"            |             |
|                                      | <b>TALON</b>                                     |                 |                |             | <b>1991</b>   |                 |                |             |
|                                      | <b>1995</b>                                      |                 |                |             | <b>4-CYL. 1.5 L ENG. (CANADA)</b>                             |                 |                |             |
|                                      | <b>4-CYL. 2.0 L ENG.</b>                         |                 |                |             | <b>4-CYL. 1.5 L ENG. (CANADA)</b>                             |                 |                |             |
| <b>PASS. CARS</b>                    | Pressure - From Pump; W/O Turbo .....            | 80066           |                |             | Pressure .....  | 71439           |                |             |
|                                      | Pressure - From Pump; W/Turbo .....              | 80073           |                |             | Return; W/O Cooler .....                                      |                 | ★9"            |             |
|                                      | Pressure - To Gear; W/O Turbo .....              | 80325           |                |             | Return - Cooler To Reservoir .....                            |                 | ★8"            |             |
|                                      | Pressure - To Gear; W/Turbo .....                | 80074           |                |             | Return - Gear To Cooler .....                                 |                 | ★6"            |             |
|                                      | Return - Cooler To Reservoir; W/O Turbo .....    |                 | ★12"           |             | <b>4-CYL. 2.0 L ENG. (CANADA)</b>                             |                 |                |             |
|                                      | Turbo .....                                      |                 | ★10"           |             | Pressure .....  | 91619           |                |             |
|                                      | Return - Cooler To Reservoir; W/Turbo .....      |                 |                |             | Return - From Gear; W/FWD .....                               |                 | ★6"            |             |
|                                      | Return - Gear To Pipe; W/Cooler; W/O Turbo ..... |                 | ★16"           |             | Return - To Reservoir; W/FWD .....                            |                 | ★9"            |             |
| <b>LIGHT TRUCKS</b>                  | Turbo .....                                      |                 | ★22"           |             | <b>1990</b>   |                 |                |             |
|                                      | Return - Gear To Pipe; W/Cooler; W/O Turbo ..... |                 | ★9"            |             | <b>4-CYL. 1.5 L ENG. (CANADA); 4-CYL. 1.6 L ENG. (CANADA)</b> |                 |                |             |
|                                      | Return - Pipe To Cooler; W/O Turbo .....         |                 | ★8"            |             | Pressure .....  | 71439           |                |             |
|                                      | Return - Pipe To Cooler; W/Turbo .....           |                 | ★8"            |             | Return; W/O Cooler .....                                      |                 | ★9"            |             |
|                                      |  |                 |                |             | Return - Cooler To Reservoir .....                            |                 | ★8"            |             |
|                                      |  |                 |                |             | Return - Gear To Cooler .....                                 |                 | ★6"            |             |
| <b>MEDIUM/HEAVY TRUCKS</b>           | <b>1994-1993</b>                                 |                 |                |             | <b>4-CYL. 2.0 L ENG. (CANADA)</b>                             |                 |                |             |
|                                      | <b>4-CYL. 1.8 L ENG.</b>                         |                 |                |             | <b>4-CYL. 2.0 L ENG. (CANADA)</b>                             |                 |                |             |
|                                      | Pressure .....                                   | 71811           |                |             | Pressure; W/4WD .....   | 91619           |                |             |
|                                      | Return - Cooler To Reservoir .....               |                 | ★8"            |             | Pressure; W/FWD .....   | 91624           |                |             |
|                                      | Return - Gear To Pipe; W/Cooler .....            |                 | ★10"           |             | Return - From Gear; W/Cooler; W/4WD .....                     |                 | ★7"            |             |
|                                      |  |                 |                |             | Return - Gear To Pipe; W/FWD .....                            |                 | ★6"            |             |
|                                      | <b>4-CYL. 2.0 L ENG.</b>                         |                 |                |             | <b>4-CYL. 2.0 L ENG. (CANADA)</b>                             |                 |                |             |
|                                      | Pressure .....                                   | 71550           |                |             | Return - Pipe To Reservoir; W/4WD .....                       |                 | ★5"            |             |
|                                      | Return - Cooler To Reservoir .....               |                 | ★8"            |             | Return - Pipe To Reservoir; W/FWD .....                       |                 | ★9"            |             |
|                                      | Return - Gear To Pipe; W/Cooler .....            |                 | ★10"           |             | Return - To Pipe; W/Cooler; W/4WD .....                       |                 | ★12"           |             |
| <b>BUSES</b>                         | <b>1992-1990</b>                                 |                 |                |             | <b>1989</b>   |                 |                |             |
|                                      | <b>4-CYL. 2.0 L ENG.</b>                         |                 |                |             | <b>4-CYL. 1.5 L ENG. (CANADA); 4-CYL. 1.6 L ENG. (CANADA)</b> |                 |                |             |
|                                      | Pressure .....                                   | 71550           |                |             | Pressure .....  | 71439           |                |             |
|                                      | Return - Cooler To Reservoir .....               |                 | ★8"            |             | Reservoir .....   |                 | ☐              |             |
|                                      | Return - Gear To Pipe; W/Cooler .....            |                 | ★10"           |             | Return - Cooler To Reservoir .....                            |                 | ★8"            |             |
|                                      |  |                 |                |             | Return - Gear To Cooler .....                                 |                 | ★6"            |             |
| <b>HOSE NUMERICAL</b>                | <b>VISION</b>                                    |                 |                |             | <b>4-CYL. 2.0 L ENG. (CANADA)</b>                             |                 |                |             |
|                                      | <b>1995</b>                                      |                 |                |             | <b>4-CYL. 2.0 L ENG. (CANADA)</b>                             |                 |                |             |
|                                      | <b>V-6 3.3 L ENG.</b>                            |                 |                |             | <b>4-CYL. 2.0 L ENG. (CANADA)</b>                             |                 |                |             |
|                                      | Pressure .....                                   | 80061           |                |             | Pressure; W/4WD .....   | 91619           |                |             |
|                                      | Return; W/O Cooler .....                         |                 | †14"           |             | Pressure; W/FWD .....   | 91624           |                |             |
|                                      |  |                 |                |             | Return - From Gear; W/Cooler; W/4WD .....                     |                 | ★7"            |             |
|                                      | <b>V-6 3.5 L ENG.</b>                            |                 |                |             | <b>Return - Gear To Pipe; W/FWD .....</b>                     |                 |                |             |
|                                      | Pressure .....                                   | 91823           |                |             | Return - Pipe To Reservoir; W/4WD .....                       |                 | ★6"            |             |
|                                      | Return; W/O Cooler .....                         |                 | †14"           |             | Return - Pipe To Reservoir; W/FWD .....                       |                 | ★5"            |             |
|                                      |  |                 |                |             | Return - Pipe To Reservoir; W/FWD .....                       |                 | ★9"            |             |
| <b>REPAIR KITS</b>                   | <b>1994-1993</b>                                 |                 |                |             | <b>2000 GTX</b>   |                 |                |             |
|                                      | <b>V-6 3.3 L ENG.</b>                            |                 |                |             | <b>1993</b>   |                 |                |             |
|                                      | Pressure .....                                   | 80061           |                |             | <b>4-CYL. 2.0 L ENG. (CANADA)</b>                             |                 |                |             |
|                                      | Reservoir .....                                  | 80165           |                |             | Pressure .....  | 71811           |                |             |
|                                      | Return; W/O Cooler .....                         |                 | †14"           |             | Return - Cooler To Reservoir .....                            |                 | ★8"            |             |
|                                      | <b>V-6 3.5 L ENG.</b>                            |                 |                |             | <b>Return - Gear To Pipe .....</b>                            |                 |                |             |
|                                      | Pressure .....                                   | 91823           |                |             |   |                 | ★10"           |             |
|                                      | Reservoir .....                                  | 80164           |                |             | <b>1992-1991</b>  |                 |                |             |
|                                      | Return; W/O Cooler .....                         |                 | †18"           |             | <b>4-CYL. 2.0 L ENG. (CANADA)</b>                             |                 |                |             |
|                                      |  |                 |                |             | Pressure; W/DOHC Eng. ....                                    | 71550           |                |             |
|                                      |  |                 |                |             | Pressure; W/SOHC Eng. ....                                    | 71811           |                |             |
|                                      |  |                 |                |             | Return - Cooler To Reservoir .....                            |                 | ★8"            |             |

**ILLUSTRATIONS**

\* Cut From C.P.E. 3/8" I.D. Hose: 71350 (48"), 81352 (25").  
 † Cut From S.A.E. 11/32" I.D. Hose: 80062 (12"), 80063 (24"), 80064 (36"), 81353 (25").  
 ★ Cut From S.A.E. 3/8" I.D. Hose: 71224 (24"), 71236 (36"), 71206 (48"), 81206 (25"). May Also Use 3/8" C.P.E.  
 † Cut From S.A.E. 5/8" I.D. Hose: 71351 (36").  
 ☐ Cut From 1/2" I.D. Suction Hose: 71296 (36"), 81354 (10').  
 † Cut From 5/8" I.D. Suction Hose: 71207 (42"), 81355 (10').  
 ★ Cut From 3/4" I.D. Suction Hose: 71297 (36"), 81356 (10').  
 ☆ See Page A14 For Pump or Gear Identification.

Ⓜ Two Required.  
 Ⓝ Three Required.  
 Ⓞ Four Required.  
 † Cut To Fit.  
 Ⓢ Replaces Both Upper and Lower Hose.  
 ▲ 252660 Adaptor Required For Some Models.  
 † See Page A6 For Installation Procedure.

# Power Steering Hose for Passenger Cars

| Application   | Assembly Number | Multi-Use Hose | End Fitting | Application   | Assembly Number | Multi-Use Hose | End Fitting |
|---|-----------------|----------------|-------------|---|-----------------|----------------|-------------|
| <b>EAGLE - Continued</b>  |                 |                |             | <b>FORD - Continued</b>   |                 |                |             |
| <b>2000 GTX - Continued</b>   |                 |                |             | <b>COUNTRY SEDAN - Continued</b>  |                 |                |             |
| <b>1992-1991 - Continued</b>  |                 |                |             | <b>1972 - Continued</b>   |                 |                |             |
| <b>4-CYL. 2.0 L ENG. (CANADA) - Continued</b>   |                 |                |             | <b>V-8 302 ENG.; V-8 351 ENG.; V-8 400 ENG.; V-8 429 ENG.</b>               |                 |                |             |
| Return - Gear To Pipe.....  |                 | ★10"           |             | - Continued   |                 |                |             |
| <b>FORD</b>   |                 |                |             | Return - Cooler To Pump.....  |                 | ★26"           |             |
| IMPORTANT: PLEASE NOTE. To select correct replacement parts, it may be necessary to identify the code character for the engine by looking at the VIN (Vehicle Identification Number) located on the dash panel. For 1981 and newer cars, refer to the 8th digit of VIN for the correct engine code. For 1980 and older cars, refer to the 5th digit of VIN for the correct engine code. |                 |                |             | Return - From Gear; W/Cooler.....   | ⊖80031          | ★26"           | 39859       |
| <b>ASPIRE</b>   |                 |                |             | <b>1971</b>   |                 |                |             |
| <b>1995-1994</b>  |                 |                |             | <b>V-8 302 ENG.; V-8 351 ENG.; V-8 390 ENG.; V-8 400 ENG.; V-8 429 ENG.</b> |                 |                |             |
| <b>4-CYL. 1.3 L ENG.</b>  |                 |                |             | Pressure .....  | 70660           |                |             |
| Pressure - From Pump.....   | 80077           |                |             | Return - Cooler To Pump.....  |                 | ★20"           |             |
| Pressure - To Gear.....   | 91995           |                |             | Return - From Gear; W/Cooler.....   | ⊖80114          | ★26"           | 39859       |
| Return - From Gear.....   |                 | ★6"            |             | <b>COUNTRY SQUIRE</b>   |                 |                |             |
| Return - To Pump.....   |                 | ★19"           |             | <b>1991-1990</b>  |                 |                |             |
| <b>CONTOUR</b>  |                 |                |             | <b>V-8 5.0 L ENG.</b>   |                 |                |             |
| <b>1995</b>   |                 |                |             | Pressure .....  | 71425           |                |             |
| <b>4-CYL. 2.0 L ENG.</b>  |                 |                |             | Return; W/O Cooler.....   |                 | ★9"            |             |
| Pressure .....  | 80077           |                |             | Return - Cooler To Pump.....  |                 | ★25"           |             |
| Pressure - To Gear.....   | 91995           |                |             | Return - Gear To Cooler.....  |                 | ★13"           |             |
| Return - From Gear.....   |                 | ★6"            |             | <b>1989</b>   |                 |                |             |
| Return - To Pump.....   |                 | ★19"           |             | <b>V-8 5.0 L ENG.</b>   |                 |                |             |
| <b>CONTOUR</b>  |                 |                |             | Pressure .....  | 71044           |                |             |
| <b>1995</b>   |                 |                |             | Return; W/O Cooler.....   |                 | ★9"            |             |
| <b>4-CYL. 2.0 L ENG.</b>  |                 |                |             | Return - Cooler To Pump.....  |                 | ★25"           |             |
| Pressure .....  | 91837           |                |             | Return - Gear To Cooler.....  |                 | ★13"           |             |
| Return - Cooler To Pipe.....  |                 | ★19"           |             | <b>1988-1987</b>  |                 |                |             |
| Return - Gear To Cooler.....  |                 | ★19"           |             | <b>V-8 5.0 L ENG.; V-8 5.8 L ENG. (CANADA)</b>                              |                 |                |             |
| Return - To Reservoir; W/Cooler.....  | 91839           |                |             | Pressure .....  | 71044           |                |             |
| <b>V-6 2.5 L ENG.</b>   |                 |                |             | Return; W/O Cooler.....   |                 | ★9"            |             |
| Pressure .....  | 91838           |                |             | Return - Cooler To Pump.....  |                 | ★25"           |             |
| Return - Cooler To Pipe.....  |                 | ★19"           |             | Return - Gear To Cooler.....  |                 | ★13"           |             |
| Return - Gear To Cooler.....  |                 | ★19"           |             | <b>1974</b>   |                 |                |             |
| Return - To Reservoir; W/Cooler.....  | 91839           |                |             | <b>V-8 351 ENG.; V-8 400 ENG.</b>   |                 |                |             |
| <b>COUNTRY SEDAN</b>  |                 |                |             | Pressure .....  | 91848           |                |             |
| <b>1974</b>   |                 |                |             | Return - Cooler To Pump.....  |                 | ★28"           |             |
| <b>V-8 351 ENG.; V-8 400 ENG.</b>   |                 |                |             | Return - From Gear; W/Cooler.....   | ⊖80031          | ★42"           | 39859       |
| Pressure .....  | 91848           |                |             | <b>V-8 460 ENG.</b>   |                 |                |             |
| Return - Cooler To Pump.....  |                 | ★28"           |             | Pressure; W/A.C.; May 1 & Older.....  | 80189           |                |             |
| Return - From Gear; W/Cooler.....   | ⊖80031          | ★42"           | 39859       | Pressure; W/A.C.; May 2 & Newer.....  | 70677           |                |             |
| <b>V-8 460 ENG.</b>   |                 |                |             | Pressure; W/O A.C. ....   | 80189           |                |             |
| Pressure; W/A.C.; May 1 & Older.....  | 80189           |                |             | Return - Cooler To Pump.....  |                 | ★28"           |             |
| Pressure; W/A.C.; May 2 & Newer.....  | 70677           |                |             | Return - From Gear; W/Cooler.....   | ⊖80031          | ★42"           | 39859       |
| Pressure; W/O A.C. ....   | 80189           |                |             | <b>1973</b>   |                 |                |             |
| Return - Cooler To Pump.....  |                 | ★28"           |             | <b>V-8 351 ENG.; V-8 400 ENG.</b>   |                 |                |             |
| Return - From Gear; W/Cooler.....   | ⊖80031          | ★42"           | 39859       | Pressure .....  | 91848           |                |             |
| <b>1973</b>   |                 |                |             | Return - Cooler To Pump.....  |                 | ★28"           |             |
| <b>V-8 351 ENG.; V-8 400 ENG.</b>   |                 |                |             | Return - From Gear; W/Cooler.....   | ⊖80031          | ★42"           | 39859       |
| Pressure .....  | 91848           |                |             | <b>V-8 429 ENG.; V-8 460 ENG.</b>   |                 |                |             |
| Return - Cooler To Pump.....  |                 | ★28"           |             | Pressure .....  | 80189           |                |             |
| Return - From Gear; W/Cooler.....   | ⊖80031          | ★42"           | 39859       | Return - Cooler To Pump.....  |                 | ★28"           |             |
| <b>V-8 429 ENG.; V-8 460 ENG.</b>   |                 |                |             | Return - From Gear; W/Cooler.....   | ⊖80031          | ★42"           | 39859       |
| Pressure .....  | 80189           |                |             | <b>1972</b>   |                 |                |             |
| Return - Cooler To Pump.....  |                 | ★28"           |             | <b>V-8 302 ENG.; V-8 351 ENG.; V-8 400 ENG.; V-8 429 ENG.</b>               |                 |                |             |
| Return - From Gear; W/Cooler.....   | ⊖80031          | ★42"           | 39859       | Pressure; Mar. 13 & Older.....  | 71262           |                |             |
| <b>1972</b>   |                 |                |             | Pressure; Mar. 14 & Newer.....  | 91848           |                |             |
| <b>V-8 302 ENG.; V-8 351 ENG.; V-8 400 ENG.; V-8 429 ENG.</b>   |                 |                |             | Pressure; Mar. 13 & Older.....  | 71262           |                |             |
| Pressure; Mar. 13 & Older.....  | 71262           |                |             | Pressure; Mar. 14 & Newer.....  | 91848           |                |             |
| Pressure; Mar. 14 & Newer.....  | 91848           |                |             |   |                 |                |             |

- \* Cut From C.P.E. 3/8" I.D. Hose: 71350 (48"), 81352 (25').
- † Cut From S.A.E. 11/32" I.D. Hose: 80062 (12"), 80063 (24"), 80064 (36"), 81353 (25').
- ★ Cut From S.A.E. 3/8" I.D. Hose: 71224 (24"), 71236 (36"), 71206 (48"), 81206 (25'). May Also Use 3/8" C.P.E.
- ♣ Cut From S.A.E. 5/8" I.D. Hose: 71351 (36").
- Cut From 1/2" I.D. Suction Hose: 71296 (36"), 81354 (10').
- ♣ Cut From 5/8" I.D. Suction Hose: 71207 (42"), 81355 (10').
- ✱ Cut From 3/4" I.D. Suction Hose: 71297 (36"), 81356 (10').
- ☆ See Page A14 For Pump or Gear Identification.

- Ⓜ Two Required.
- Ⓝ Three Required.
- Ⓞ Four Required.
- ⊖ Cut To Fit.
- ⊖ Replaces Both Upper and Lower Hose.
- ▲ 252660 Adaptor Required For Some Models.
- ♣ See Page A6 For Installation Procedure.

**SYSTEM PUMP & GEAR IDENT.**

**SYSTEM & COMPONENT IDENT.**

**PASS. CARS**

**LIGHT TRUCKS**

**MEDIUM/HEAVY TRUCKS**

**BUSES**

**HOSE NUMERICAL**

**REPAIR KITS**

**KIT NUMERICAL**

**ILLUSTRATIONS**



# Power Steering Hose for Passenger Cars

|                                      | Application   | Assembly Number | Multi-Use Hose | End Fitting | Application   | Assembly Number | Multi-Use Hose | End Fitting |
|--------------------------------------|---|-----------------|----------------|-------------|---|-----------------|----------------|-------------|
| <b>SYSTEM PUMP &amp; GEAR IDENT.</b> | <b>FORD - Continued</b>   |                 |                |             | <b>FORD - Continued</b>                                       |                 |                |             |
|                                      | <b>COUNTRY SQUIRE - Continued</b>   |                 |                |             | <b>CUSTOM - Continued</b>                                     |                 |                |             |
|                                      | <b>1972 - Continued</b>   |                 |                |             | <b>1969</b>   |                 |                |             |
|                                      | <b>V-8 302 ENG.; V-8 351 ENG.; V-8 400 ENG.; V-8 429 ENG.</b>               |                 |                |             | <b>6-CYL. 240 ENG.</b>  |                 |                |             |
|                                      | - Continued   |                 |                |             | Return ..... Ⓢ80114   ★   39859                               |                 |                |             |
| <b>SYSTEM &amp; COMPONENT IDENT.</b> | Return - Cooler To Pump.....  |                 | ★26"           |             | <b>V-8 302 ENG.</b>   |                 |                |             |
|                                      | Return - From Gear; W/Cooler.....   | Ⓢ80031          | ★26"           | 39859       | Pressure; W/Ford Stg. Gear; ☆P..... 70648                     |                 |                |             |
|                                      |   |                 |                |             | Pressure; W/Saginaw Stg. Gear; ☆N.... 71306                   |                 |                |             |
|                                      |   |                 |                |             | Return - Cooler To Pump..... ★10"                             |                 |                |             |
|                                      |   |                 |                |             | Return - From Gear; W/Cooler..... Ⓢ80114   ★31"   39859       |                 |                |             |
|                                      | <b>1971</b>   |                 |                |             | <b>V-8 351 ENG.; V-8 390 ENG.; V-8 429 ENG.</b>               |                 |                |             |
|                                      | <b>V-8 302 ENG.; V-8 351 ENG.; V-8 390 ENG.; V-8 400 ENG.; V-8 429 ENG.</b> |                 |                |             | Pressure; W/Ford Stg. Gear; ☆P..... 70648                     |                 |                |             |
|                                      | Pressure.....   | 70660           |                |             | Return - Cooler To Pump..... ★10"                             |                 |                |             |
|                                      | Return - Cooler To Pump.....  |                 | ★20"           |             | Return - From Gear; W/Cooler..... Ⓢ80114   ★31"   39859       |                 |                |             |
|                                      | Return - From Gear; W/Cooler.....   | Ⓢ80114          | ★26"           | 39859       | <b>1968</b>   |                 |                |             |
| <b>PASS. CARS</b>                    | <b>CROWN VICTORIA</b>   |                 |                |             | <b>6-CYL. 240 ENG.</b>  |                 |                |             |
|                                      | <b>1995</b>   |                 |                |             | Return ..... Ⓢ80114   ★   39859                               |                 |                |             |
|                                      | <b>V-8 4.6 L ENG.</b>   |                 |                |             | <b>V-8 302 ENG.; V-8 390 ENG.; V-8 428 ENG.</b>               |                 |                |             |
|                                      | Pressure.....   | 80076           |                |             | Pressure; W/Ford Stg. Gear; ☆P..... 70648                     |                 |                |             |
|                                      | Return; W/O Cooler; W/O Trlr. Tow.  |                 |                |             | Pressure; W/Saginaw Stg. Gear; ☆N.... 71306                   |                 |                |             |
|                                      | Pkg.....  | 80222           | ★12"           |             | Return - Cooler To Pump..... ★10"                             |                 |                |             |
|                                      | Return - Cooler To Reservoir.....   | 92002           |                |             | Return - From Gear; W/Cooler..... Ⓢ80114   ★31"   39859       |                 |                |             |
|                                      | Return - From Gear; W/Cooler; W/Trlr.                                       |                 |                |             | <b>1967</b>   |                 |                |             |
|                                      | Tow. Pkg.....   |                 | ★30"           |             | <b>6-CYL. 240 ENG.</b>  |                 |                |             |
|                                      | Return - Pipe To Reservoir.....   | 92003           |                |             | Pressure..... 70648   |                 |                |             |
|                                      |   |                 |                |             | Return; W/A.C..... Ⓢ70642   ★   39859                         |                 |                |             |
|                                      |   |                 |                |             | Return; W/O A.C..... Ⓢ70629   ★30"   39859                    |                 |                |             |
|                                      |   |                 |                |             | <b>V-8 289 ENG.; V-8 390 ENG.; V-8 427 ENG.; V-8 428 ENG.</b> |                 |                |             |
|                                      |   |                 |                |             | Pressure; W/Ford Stg. Gear; ☆P..... 70648                     |                 |                |             |
|                                      |   |                 |                |             | Pressure; W/Saginaw Stg. Gear; ☆N.... 71306                   |                 |                |             |
|                                      |   |                 |                |             | Return; W/A.C..... Ⓢ70642   ★   39859                         |                 |                |             |
|                                      |   |                 |                |             | Return; W/O A.C..... Ⓢ70629   ★30"   39859                    |                 |                |             |
|                                      |   |                 |                |             | Return - Cooler To Pump..... ★10"                             |                 |                |             |
|                                      |   |                 |                |             | <b>1966-1965</b>  |                 |                |             |
|                                      |   |                 |                |             | <b>6-CYL. 240 ENG.</b>  |                 |                |             |
|                                      |   |                 |                |             | Pressure; W/Saginaw Stg. Gear; ☆N.... 71306                   |                 |                |             |
|                                      |   |                 |                |             | Return ..... Ⓢ70629   ★   39859                               |                 |                |             |
|                                      |   |                 |                |             | <b>V-8 289 ENG.</b>   |                 |                |             |
|                                      |   |                 |                |             | Pressure; W/Eaton P.S. Pump;                                  |                 |                |             |
|                                      |   |                 |                |             | W/Saginaw Stg. Gear; ☆A..... 71308                            |                 |                |             |
|                                      |   |                 |                |             | Pressure; W/Ford P.S. Pump;                                   |                 |                |             |
|                                      |   |                 |                |             | W/Saginaw Stg. Gear; ☆C..... 71306                            |                 |                |             |
|                                      |   |                 |                |             | Return; W/A.C..... Ⓢ70551   ★   39135                         |                 |                |             |
|                                      |   |                 |                |             | Return; W/O A.C..... Ⓢ70629   ★   39859                       |                 |                |             |
|                                      |   |                 |                |             | <b>V-8 352 ENG.; V-8 390 ENG.</b>                             |                 |                |             |
|                                      |   |                 |                |             | Pressure; W/Ford Stg. Gear; ☆P..... 70648                     |                 |                |             |
|                                      |   |                 |                |             | Pressure; W/Saginaw Stg. Gear; ☆N.... 71306                   |                 |                |             |
|                                      |   |                 |                |             | Return; W/A.C..... Ⓢ70551   ★   39135                         |                 |                |             |
|                                      |   |                 |                |             | Return; W/O A.C..... Ⓢ70629   ★25"   39859                    |                 |                |             |
|                                      |   |                 |                |             | Return - Cooler To Pump..... ★                                |                 |                |             |
|                                      |   |                 |                |             | <b>1964</b>   |                 |                |             |
|                                      |   |                 |                |             | <b>6-CYL. 223 ENG.; V-8 427 ENG.</b>                          |                 |                |             |
|                                      |   |                 |                |             | Cyl..... ②70579   |                 |                |             |
|                                      |   |                 |                |             | <b>V-8 289 ENG.</b>   |                 |                |             |
|                                      |   |                 |                |             | Cyl..... ②70579   |                 |                |             |
|                                      |   |                 |                |             | Pressure..... 70612   |                 |                |             |
|                                      |   |                 |                |             | Return; W/A.C..... ★  |                 |                |             |
|                                      |   |                 |                |             | Return; W/O A.C..... ★25"                                     |                 |                |             |

|  |  |
|--|--|
| <p><b>ILLUSTRATIONS</b></p> <p>* Cut From C.P.E. 3/8" I.D. Hose: 71350 (48"), 81352 (25').</p> <p>† Cut From S.A.E. 11/32" I.D. Hose: 80062 (12"), 80063 (24"), 80064 (36"), 81353 (25').</p> <p>★ Cut From S.A.E. 3/8" I.D. Hose: 71224 (24"), 71236 (36"), 71206 (48"), 81206 (25'). May Also Use 3/8" C.P.E.</p> <p>♣ Cut From S.A.E. 5/8" I.D. Hose: 71351 (36").</p> <p>□ Cut From 1/2" I.D. Suction Hose: 71296 (36"), 81354 (10').</p> <p>♣ Cut From 5/8" I.D. Suction Hose: 71207 (42"), 81355 (10').</p> <p>✱ Cut From 3/4" I.D. Suction Hose: 71297 (36"), 81356 (10').</p> <p>☆ See Page A14 For Pump or Gear Identification.</p> | <p>② Two Required.</p> <p>③ Three Required.</p> <p>④ Four Required.</p> <p>Ⓢ Cut To Fit.</p> <p>♣ Replaces Both Upper and Lower Hose.</p> <p>▲ 252660 Adaptor Required For Some Models.</p> <p>♣ See Page A6 For Installation Procedure.</p> |
|--|--|

# Power Steering Hose for Passenger Cars

| Application  | Assembly Number | Multi-Use Hose | End Fitting | Application  | Assembly Number | Multi-Use Hose | End Fitting |
|--|-----------------|----------------|-------------|--|-----------------|----------------|-------------|
| <b>FORD - Continued</b>  |                 |                |             | <b>FORD - Continued</b>  |                 |                |             |
| <b>CUSTOM - Continued</b>  |                 |                |             | <b>CUSTOM 500 - Continued</b>  |                 |                |             |
| <b>1964 - Continued</b>  |                 |                |             | <b>1978 - Continued</b>  |                 |                |             |
| <b>V-8 352 ENG.; V-8 390 ENG.</b>  |                 |                |             | <b>V-8 351 (CANADA) ENG. - Continued</b>   |                 |                |             |
| Cyl.....   | ②70579          |                |             | Return - Cooler To Pump; Conventional System; W/Ford P.S. Pump; ☆C.....                      |                 | ★31"           |             |
| Pressure; W/O A.C. ....  | 70612           |                |             | Return - Cooler To Pump; Hydroboost System W/O Skid Control.....                             |                 | ★              |             |
| Return.....  |                 | ★18"           |             | Return - Gear To Cooler; Conventional System; W/Ford P.S. Pump; ☆C.....                      |                 | ★30"           |             |
| <b>CUSTOM 500</b>  |                 |                |             | <b>V-8 400 (CANADA) ENG.</b>   |                 |                |             |
| <b>1979</b>  |                 |                |             | Pressure; Conventional System; W/Ford P.S. Pump; W/O Cooler; ☆C 71009                        |                 |                |             |
| <b>V-8 302 (CANADA) ENG.; V-8 351 (CANADA) ENG.</b>  |                 |                |             | Pressure; Conventional System; W/Saginaw P.S. Pump; W/O Police Pkg.; ☆B..... 71010           |                 |                |             |
| Pressure; W/Ford Stg. Gear; W/O Police, Taxi Pkg.; ☆P.....                                   | 71009           |                |             | Return - Cooler To Pump; Conventional System; W/Ford P.S. Pump; ☆C.....                      |                 | ★31"           |             |
| Pressure; W/Saginaw Stg. Gear; W/O Police, Taxi Pkg.; ☆N.....                                | 71059           |                |             | Return - Cooler To Pump; Hydroboost System W/O Skid Control.....                             |                 | ★              |             |
| Return; W/Ford Stg. Gear; W/O Police, Taxi Pkg.; ☆P.....                                     |                 | ★33"           | 39135       | Return - Gear To Cooler; Hydroboost System W/O Skid Control.....                             | ≠80031          |                |             |
| Return; W/Ford Stg. Gear; W/Police, Taxi Pkg.; ☆P.....                                       |                 | ★              | 39135       | Return - Hydroboost To Pump; Hydroboost System W/O Skid Control.....                         |                 | ★              |             |
| Return; W/O Cooler.....  |                 | ★14"           |             | <b>V-8 302 (CANADA) ENG.</b>   |                 |                |             |
| Return; W/Saginaw Stg. Gear; W/O Police, Taxi Pkg.; ☆N.....                                  | ≠80031          | ★33"           |             | Pressure; Conventional System; W/Ford P.S. Pump; W/O Cooler; ☆C 71009                        |                 |                |             |
| Return; W/Saginaw Stg. Gear; W/Police, Taxi Pkg.; ☆N.....                                    | ≠80031          | ★33"           |             | Pressure; Conventional System; W/Saginaw P.S. Pump; W/O Police Pkg.; ☆B..... 71010           |                 |                |             |
| Return - Cooler To Pump.....   |                 | ★33"           |             | Pressure - Hydroboost To Gear; Hydroboost System W/O Skid Control..... 71023                 |                 |                |             |
| <b>1978</b>  |                 |                |             | Pressure - Pump To Hydroboost; Hydroboost System W/O Skid Control; W/O Police Pkg..... 91568 |                 |                |             |
| <b>V-8 302 (CANADA) ENG.</b>   |                 |                |             | Pressure - Pump To Hydroboost; Hydroboost System W/O Skid Control; W/Police Pkg..... 70722   |                 |                |             |
| Pressure; Conventional System; W/Ford P.S. Pump; W/O Cooler; ☆C 71009                        |                 |                |             | Return; Conventional System; W/Ford P.S. Pump; W/O Cooler; ☆C.....                           |                 | ★12"           |             |
| Pressure; Conventional System; W/Saginaw P.S. Pump; W/O Police Pkg.; ☆B..... 71010           |                 |                |             | Return; Conventional System; W/Saginaw P.S. Pump; W/O Police Pkg.; ☆B.....                   | ≠80154          | ★36"           | 39859       |
| Pressure - Hydroboost To Gear; Hydroboost System W/O Skid Control..... 71023                 |                 |                |             | Return - Cooler To Pump; Conventional System; W/Ford P.S. Pump; ☆C.....                      |                 | ★31"           |             |
| Return; Conventional System; W/Ford P.S. Pump; W/O Cooler; ☆C.....                           |                 | ★12"           |             | Return - Cooler To Pump; Hydroboost System W/O Skid Control.....                             |                 | ★              |             |
| Return; Conventional System; W/Saginaw P.S. Pump; W/O Police Pkg.; ☆B.....                   | ≠80154          | ★36"           | 39859       | Return - Gear To Cooler; Conventional System; W/Ford P.S. Pump; ☆C.....                      |                 | ★30"           |             |
| Return - Cooler To Pump; Conventional System; W/Ford P.S. Pump; ☆C.....                      |                 | ★31"           |             | Return - Gear To Cooler; Hydroboost System W/O Skid Control.....                             | ≠80031          |                |             |
| Return - Cooler To Pump; Hydroboost System W/O Skid Control.....                             |                 | ★              |             | Return - Hydroboost To Pump; Hydroboost System W/O Skid Control.....                         |                 | ★              |             |
| Return - Gear To Cooler; Conventional System; W/Ford P.S. Pump; ☆C.....                      |                 | ★30"           |             | <b>V-8 460 (CANADA) ENG.</b>   |                 |                |             |
| Return - Gear To Cooler; Hydroboost System W/O Skid Control.....                             | ≠80031          |                |             | Pressure; Conventional System; W/A.C. 70677  |                 |                |             |
| Return - Hydroboost To Pump; Hydroboost System W/O Skid Control.....                         |                 | ★              |             | Pressure; Conventional System; W/O A.C..... 71010  |                 |                |             |
| <b>V-8 351 (CANADA) ENG.</b>   |                 |                |             | Pressure - Hydroboost To Gear; Hydroboost System W/O Skid Control..... 71023                 |                 |                |             |
| Pressure; Conventional System; W/Ford P.S. Pump; W/O Cooler; ☆C 71009                        |                 |                |             | Pressure - Pump To Hydroboost; Hydroboost System W/O Skid Control; W/A.C..... 80134          |                 |                |             |
| Pressure; Conventional System; W/Saginaw P.S. Pump; W/O Police Pkg.; ☆B..... 71010           |                 |                |             | Pressure - Pump To Hydroboost; Hydroboost System W/O Skid Control; W/O A.C..... 70722        |                 |                |             |
| Pressure - Hydroboost To Gear; Hydroboost System W/O Skid Control..... 71023                 |                 |                |             | Return; Conventional System; W/Ford P.S. Pump; W/Cooler; ☆C.....                             |                 | ★71"           |             |
| Pressure - Pump To Hydroboost; Hydroboost System W/O Skid Control; W/Modified Eng..... 91898 |                 |                |             | Return; Conventional System; W/Saginaw P.S. Pump; W/Cooler; ☆B.....                          |                 | ★27"           |             |
| Return; Conventional System; W/Ford P.S. Pump; W/O Cooler; ☆C.....                           |                 | ★12"           |             | Return - Cooler To Pump; Hydroboost System W/O Skid Control.....                             |                 | ★              |             |
| Return; Conventional System; W/Saginaw P.S. Pump; W/O Police Pkg.; ☆B.....                   | ≠80154          | ★36"           | 39859       | Return - From Gear; Conventional System; W/Cooler.....                                       | ≠80031          |                |             |
|  |                 |                |             | Return - Gear To Cooler; Hydroboost System W/O Skid Control.....                             |                 |                |             |
|  |                 |                |             | Return - Hydroboost To Pump; Hydroboost System W/O Skid Control.....                         |                 |                |             |
|  |                 |                |             |  |                 |                |             |

|                           |
|---------------------------|
| SYSTEM PUMP & GEAR IDENT. |
| SYSTEM & COMPONENT IDENT. |
| PASS. CARS                |
| LIGHT TRUCKS              |
| MEDIUM/HEAVY TRUCKS       |
| BUSES                     |
| HOSE NUMERICAL            |
| REPAIR KITS               |
| KIT NUMERICAL             |
| ILLUSTRATIONS             |

\* Cut From C.P.E. 3/8" I.D. Hose: 71350 (48"), 81352 (25").  
 † Cut From S.A.E. 11/32" I.D. Hose: 80062 (12"), 80063 (24"), 80064 (36"), 81353 (25").  
 ★ Cut From S.A.E. 3/8" I.D. Hose: 71224 (24"), 71236 (36"), 71206 (48"), 81206 (25"). May Also Use 3/8" C.P.E.  
 ❖ Cut From S.A.E. 5/8" I.D. Hose: 71351 (36").  
 □ Cut From 1/2" I.D. Suction Hose: 71296 (36"), 81354 (10').  
 ❖ Cut From 5/8" I.D. Suction Hose: 71207 (42"), 81355 (10').  
 \* Cut From 3/4" I.D. Suction Hose: 71297 (36"), 81356 (10').  
 ☆ See Page A14 For Pump or Gear Identification.

② Two Required.  
 ③ Three Required.  
 ④ Four Required.  
 ≠ Cut To Fit.  
 \* Replaces Both Upper and Lower Hose.  
 ▲ 252660 Adaptor Required For Some Models.  
 ❖ See Page A6 For Installation Procedure.

# Power Steering Hose for Passenger Cars

|                                      | Application   | Assembly Number | Multi-Use Hose | End Fitting | Application   | Assembly Number | Multi-Use Hose | End Fitting |
|--------------------------------------|---|-----------------|----------------|-------------|---|-----------------|----------------|-------------|
| <b>SYSTEM PUMP &amp; GEAR IDENT.</b> | <b>FORD - Continued</b>   |                 |                |             | <b>FORD - Continued</b>   |                 |                |             |
| <b>SYSTEM &amp; COMPONENT IDENT.</b> | <b>CUSTOM 500 - Continued</b>   |                 |                |             | <b>CUSTOM 500 - Continued</b>   |                 |                |             |
| <b>PASS. CARS</b>                    | <b>1977</b>   |                 |                |             | <b>1976 - Continued</b>   |                 |                |             |
|                                      | <b>V-8 351 ENG.; V-8 400 ENG.</b>   |                 |                |             | <b>V-8 351 ENG.; V-8 400 ENG. - Continued</b>                                   |                 |                |             |
|                                      | Pressure; Conventional System; W/O Police Pkg.; W/Ford P.S. Pump; ☆C.                   | 71324           |                |             | Return - Gear To Cooler; Hydroboost System W/O Skid Control.....                |                 | ★39"           | 39862       |
|                                      | Pressure; Conventional System; W/O Police Pkg.; W/Saginaw P.S. Pump; ☆B.....            | 71010           |                |             | Return - Hydroboost To Pump; Hydroboost System W/O Skid Control .....           |                 | ★37"           |             |
|                                      | Pressure; Conventional System; W/Police Pkg.; W/O Adaptor Fitting At Pump .....         | 71324           |                |             | <b>V-8 460 ENG.</b>   |                 |                |             |
|                                      | Pressure - Hydroboost To Gear; Hydroboost System W/O Skid Control .....                 | 70696           |                |             | Pressure; Conventional System; W/O Police Pkg.; W/A.C. ....                     | 70677           |                |             |
|                                      | Pressure - Hydroboost To Gear; Hydroboost System W/Skid Control.....                    | 70696           |                |             | Pressure; Conventional System; W/O Police Pkg.; W/O A.C.; Apr. 5 & Older.....   | 71010           |                |             |
|                                      | Pressure - Pump To Hydroboost; Hydroboost System W/O Skid Control; Jun. 2 & Older ..... | 80035           |                |             | Pressure; Conventional System; W/Police Pkg.; W/O Adaptor Fitting At Pump ..... | 80189           |                |             |
|                                      | Pressure - Pump To Hydroboost; Hydroboost System W/O Skid Control; Jun. 3 & Newer.....  | 70722           |                |             | Pressure - Hydroboost To Gear; Hydroboost System W/O Skid Control .....         | 70696           |                |             |
|                                      | Pressure - Pump To Skid Control; Hydroboost System W/Skid Control .....                 | 80160           |                |             | Pressure - Hydroboost To Gear; Hydroboost System W/Skid Control.....            | 70696           |                |             |
|                                      | Pressure - Skid Control To Hydroboost; Hydroboost System W/Skid Control...              | 91869           |                |             | Pressure - Pump To Hydroboost; Hydroboost System W/O Skid Control ...           | 80035           |                |             |
|                                      | Return - Cooler To Pump; Conventional System.....                                       |                 | ★26"           |             | Pressure - Pump To Skid Control; Hydroboost System W/Skid Control .....         | 80160           |                |             |
|                                      | Return - Cooler To Pump; Hydroboost System W/O Skid Control.....                        |                 | ★21"           |             | Pressure - Skid Control To Hydroboost; Hydroboost System W/Skid Control...      | 91869           |                |             |
|                                      | Return - From Gear; Conventional System; W/Cooler .....                                 | ≠80031          | ★41"           | 39859       | Return - Cooler To Pump; Conventional System.....                               |                 | ★26"           |             |
|                                      | Return - Gear To Cooler; Hydroboost System W/O Skid Control.....                        |                 | ★39"           | 39862       | Return - Cooler To Pump; Hydroboost System W/O Skid Control.....                |                 | ★21"           |             |
|                                      | Return - Hydroboost To Pump; Hydroboost System W/O Skid Control .....                   |                 | ★37"           |             | Return - From Gear; Conventional System; W/Cooler .....                         | ≠80031          | ★41"           | 39859       |
|                                      |   |                 |                |             | Return - Gear To Cooler; Hydroboost System W/O Skid Control.....                |                 | ★39"           | 39862       |
|                                      |   |                 |                |             | Return - Hydroboost To Pump; Hydroboost System W/O Skid Control .....           |                 | ★37"           |             |
|                                      | <b>1976</b>   |                 |                |             | <b>1975</b>   |                 |                |             |
|                                      | <b>V-8 351 ENG.; V-8 400 ENG.</b>   |                 |                |             | <b>V-8 351 ENG.; V-8 400 ENG.</b>   |                 |                |             |
|                                      | Pressure; Conventional System; W/O Police Pkg.; W/Ford P.S. Pump; ☆C.                   | 71324           |                |             | Pressure; W/Ford P.S. Pump; ☆C.....   | 71324           |                |             |
|                                      | Pressure; Conventional System; W/O Police Pkg.; W/Saginaw P.S. Pump; ☆B.....            | 71010           |                |             | Pressure; W/Saginaw P.S. Pump; ☆B.....  | 80189           |                |             |
|                                      | Pressure; Conventional System; W/Police Pkg.; W/O Adaptor Fitting At Pump .....         | 71324           |                |             | Return .....  | ≠80031          | ★              |             |
|                                      | Pressure - Hydroboost To Gear; Hydroboost System W/O Skid Control .....                 | 70696           |                |             | <b>V-8 460 ENG.</b>   |                 |                |             |
|                                      | Pressure - Hydroboost To Gear; Hydroboost System W/Skid Control.....                    | 70696           |                |             | Pressure .....  | 70677           |                |             |
|                                      | Pressure - Pump To Hydroboost; Hydroboost System W/O Skid Control; Jun. 2 & Older ..... | 80035           |                |             | Return - Cooler To Pump.....  |                 | ★              |             |
|                                      | Pressure - Pump To Hydroboost; Hydroboost System W/O Skid Control; Jun. 3 & Newer.....  | 70722           |                |             | Return - From Gear; W/Cooler.....   | ≠80031          | ★              |             |
|                                      | Pressure - Pump To Skid Control; Hydroboost System W/Skid Control .....                 | 80160           |                |             | <b>1974</b>   |                 |                |             |
|                                      | Pressure - Skid Control To Hydroboost; Hydroboost System W/Skid Control...              | 91869           |                |             | <b>V-8 351 ENG.; V-8 400 ENG.</b>   |                 |                |             |
|                                      | Return - Cooler To Pump; Conventional System.....                                       |                 | ★26"           |             | Pressure .....  | 91848           |                |             |
|                                      | Return - Cooler To Pump; Hydroboost System W/O Skid Control.....                        |                 | ★21"           |             | Return - Cooler To Pump.....  |                 | ★28"           |             |
|                                      | Return - From Gear; Conventional System; W/Cooler .....                                 | ≠80031          | ★41"           | 39859       | Return - From Gear; W/Cooler.....   | ≠80031          | ★42"           | 39859       |
|                                      |   |                 |                |             | <b>V-8 460 ENG.</b>   |                 |                |             |
|                                      |   |                 |                |             | Pressure; W/A.C.; May 1 & Older .....   | 80189           |                |             |
|                                      |   |                 |                |             | Pressure; W/A.C.; May 2 & Newer .....   | 70677           |                |             |
|                                      |   |                 |                |             | Pressure; W/O A.C. ....   | 80189           |                |             |
|                                      |   |                 |                |             | Return - Cooler To Pump.....  |                 | ★28"           |             |
|                                      |   |                 |                |             | Return - From Gear; W/Cooler.....   | ≠80031          | ★42"           | 39859       |
|                                      |   |                 |                |             | <b>1973</b>   |                 |                |             |
|                                      |   |                 |                |             | <b>V-8 351 ENG.; V-8 400 ENG.</b>   |                 |                |             |
|                                      |   |                 |                |             | Pressure .....  | 91848           |                |             |
|                                      |   |                 |                |             | Return - Cooler To Pump.....  |                 | ★28"           |             |
|                                      |   |                 |                |             | Return - From Gear; W/Cooler.....   | ≠80031          | ★42"           | 39859       |

\* Cut From C.P.E. 3/8" I.D. Hose: 71350 (48"), 81352 (25").  
 † Cut From S.A.E. 11/32" I.D. Hose: 80062 (12"), 80063 (24"), 80064 (36"), 81353 (25").  
 ★ Cut From S.A.E. 3/8" I.D. Hose: 71224 (24"), 71236 (36"), 71206 (48"), 81206 (25"). May Also Use 3/8" C.P.E.  
 ♣ Cut From S.A.E. 5/8" I.D. Hose: 71351 (36").  
 □ Cut From 1/2" I.D. Suction Hose: 71296 (36"), 81354 (10').  
 ✦ Cut From 5/8" I.D. Suction Hose: 71207 (42"), 81355 (10').  
 ✧ Cut From 3/4" I.D. Suction Hose: 71297 (36"), 81356 (10').  
 ☆ See Page A14 For Pump or Gear Identification.

② Two Required.  
 ③ Three Required.  
 ④ Four Required.  
 ≠ Cut To Fit.  
 ♣ Replaces Both Upper and Lower Hose.  
 ▲ 252660 Adaptor Required For Some Models.  
 ♣ See Page A6 For Installation Procedure.

# Power Steering Hose for Passenger Cars

| Application  | Assembly Number | Multi-Use Hose | End Fitting | Application                                 | Assembly Number | Multi-Use Hose | End Fitting |
|--|-----------------|----------------|-------------|---|-----------------|----------------|-------------|
| <b>FORD - Continued</b>  |                 |                |             | <b>FORD - Continued</b>                     |                 |                |             |
| <b>CUSTOM 500 - Continued</b>                                  |                 |                |             | <b>ESCORT - Continued</b>                   |                 |                |             |
| <b>1973 - Continued</b>  |                 |                |             | <b>1990</b>                                 |                 |                |             |
| <b>V-8 429 ENG.; V-8 460 ENG.</b>                              |                 |                |             | <b>4-CYL. 1.9 L ENG.</b>                    |                 |                |             |
| Pressure .....   | 80189           |                |             | Pressure .....                              | 71428           |                |             |
| Return - Cooler To Pump .....                                  |                 | ★28"           |             | Reservoir; Eng. VIN 9 .....                 |                 | ✦              |             |
| Return - From Gear; W/Cooler .....                             | ✧80031          | ★42"           | 39859       | Reservoir; Eng. VIN J .....                 | 80163           |                |             |
|  |                 |                |             | Return; Eng. VIN 9 .....                    |                 | ★20"           |             |
|  |                 |                |             | Return; Eng. VIN J .....                    |                 | ★36"           |             |
| <b>1972</b>  |                 |                |             | <b>1989</b>                                 |                 |                |             |
| <b>6-CYL. 240 ENG.</b>   |                 |                |             | <b>4-CYL. 1.9 L ENG.</b>                    |                 |                |             |
| Return .....   | ✧80114          | ★26"           | 39859       | Pressure .....                              | 71838           |                |             |
| <b>V-8 302 ENG.; V-8 351 ENG.; V-8 400 ENG.; V-8 429 ENG.</b>  |                 |                |             | <b>Reservoir; Eng. VIN 9 .....</b>          |                 |                |             |
| Pressure; Mar. 13 & Older .....                                | 71262           |                |             | Reservoir; Eng. VIN J .....                 | 80163           | ✦              |             |
| Pressure; Mar. 14 & Newer .....                                | 91848           |                |             | Return; Eng. VIN 9 .....                    |                 | ★20"           |             |
| Return - Cooler To Pump .....                                  |                 | ★26"           |             | Return; Eng. VIN J .....                    |                 | ★36"           |             |
| Return - From Gear; W/Cooler .....                             | ✧80031          | ★26"           | 39859       |   |                 |                |             |
| <b>1971</b>  |                 |                |             | <b>1988</b>                                 |                 |                |             |
| <b>6-CYL. 240 ENG.</b>   |                 |                |             | <b>4-CYL. 1.9 L ENG.</b>                    |                 |                |             |
| Return .....   | ✧80114          | ★              | 39859       | Pressure; Nov. 14 & Older .....             | 70434           |                |             |
| <b>V-8 302 ENG.; V-8 351 ENG.; V-8 390 ENG.; V-8 400 ENG.;</b> |                 |                |             | <b>Pressure; Nov. 15 &amp; Newer .....</b>  |                 |                |             |
| <b>V-8 429 ENG.</b>  |                 |                |             | <b>Reservoir; Eng. VIN 9 .....</b>          |                 |                |             |
| Pressure .....   | 70660           |                |             | Reservoir; Eng. VIN J .....                 | 80163           | ✦              |             |
| Return - Cooler To Pump .....                                  |                 | ★20"           |             | Return; Eng. VIN 9 .....                    |                 | ★20"           |             |
| Return - From Gear; W/Cooler .....                             | ✧80114          | ★26"           | 39859       | Return; Eng. VIN J .....                    |                 | ★36"           |             |
| <b>ELITE</b>   |                 |                |             | <b>1987</b>                                 |                 |                |             |
| <b>1976-1975</b>   |                 |                |             | <b>4-CYL. 1.9 L ENG.</b>                    |                 |                |             |
| <b>V-8 351 ENG.</b>  |                 |                |             | <b>Pressure .....</b>                       |                 |                |             |
| Pressure; W/Ford Stg. Gear; W/O Po-                            |                 |                |             | Reservoir; Eng. VIN 9 .....                 | 70434           | ✦              |             |
| lice, Taxi Pkg.; W/Modified Eng.; ☆P                           | 71262           |                |             | Reservoir; Eng. VIN J .....                 | 80163           |                |             |
| Pressure; W/Ford Stg. Gear; W/O Po-                            |                 |                |             | Return; Eng. VIN 9 .....                    |                 | ★20"           |             |
| lice, Taxi Pkg.; W/Windsor Eng.; ☆P                            | 70674           |                |             | Return; Eng. VIN J .....                    |                 | ★36"           |             |
| Pressure; W/Saginaw Stg. Gear; ☆N....                          | 70704           |                |             | <b>4-CYL. 2.0 L DIESEL ENG.</b>             |                 |                |             |
| Return - Cooler To Pump; W/Saginaw                             |                 |                |             | Pressure .....                              | 80059           |                |             |
| Stg. Gear; ☆N .....  |                 | ★18"           |             | Return .....                                |                 | ★18"           |             |
| Return - From Gear; W/Cooler .....                             | ✧80031          | ★21"           | 39859       | <b>1986</b>                                 |                 |                |             |
| <b>V-8 400 ENG.; V-8 460 ENG.</b>                              |                 |                |             | <b>4-CYL. 1.9 L ENG.</b>                    |                 |                |             |
| Pressure; W/Ford Stg. Gear; W/O Po-                            |                 |                |             | Pressure - From Pump .....                  | 70434           |                |             |
| lice, Taxi Pkg.; ☆P .....                                      | 71262           |                |             | Pressure - To Gear .....                    | 80171           |                |             |
| Pressure; W/Saginaw Stg. Gear; ☆N....                          | 70704           |                |             | Reservoir .....                             | 80163           |                |             |
| Return - Cooler To Pump; W/Saginaw                             |                 |                |             | Return - To Pump .....                      |                 | ★36"           |             |
| Stg. Gear; ☆N .....  |                 | ★18"           |             | <b>4-CYL. 2.0 L DIESEL ENG.</b>             |                 |                |             |
| Return - From Gear; W/Cooler .....                             | ✧80031          | ★21"           | 39859       | Pressure - To Gear .....                    | 71276           |                |             |
| <b>ESCORT</b>  |                 |                |             | <b>Return - To Pump .....</b>               |                 |                |             |
| <b>1995-1991</b>   |                 |                |             | <b>4-CYL. 2.0 L DIESEL ENG.</b>             |                 |                |             |
| <b>4-CYL. 1.8 L ENG.</b>                                       |                 |                |             | <b>Pressure - To Gear .....</b>             |                 |                |             |
| Pressure - From Pump .....                                     | 91740           |                |             | Return - To Pump .....                      |                 | ★17"           |             |
| Return - Cooler To Pipe .....                                  |                 | ★6"            |             | <b>1985</b>                                 |                 |                |             |
| Return - Gear To Cooler .....                                  |                 | ★10"           |             | <b>4-CYL. 1.6 L ENG.; 4-CYL. 1.9 L ENG.</b> |                 |                |             |
| Return - Pipe To Reservoir; W/Cooler...                        |                 | ★6"            |             | Pressure - From Pump .....                  | 71193           |                |             |
| <b>4-CYL. 1.9 L ENG.</b>                                       |                 |                |             | <b>Pressure - To Gear .....</b>             |                 |                |             |
| Pressure - From Pump .....                                     | 71840           |                |             | Return - To Pump .....                      | 80171           | ★24"           |             |
| Pressure - To Gear .....                                       | 71841           |                |             | <b>4-CYL. 2.0 L DIESEL ENG.</b>             |                 |                |             |
| Pressure - To Pipe .....                                       | 91933           |                |             | Pressure - To Gear .....                    | 71276           |                |             |
| Reservoir .....  | 80166           |                |             | Return - To Pump .....                      |                 | ★17"           |             |
| Return - Gear To Pipe .....                                    |                 | ★10"           |             | <b>1984</b>                                 |                 |                |             |
| Return - Pipe To Reservoir .....                               |                 | ★10"           |             | <b>4-CYL. 1.6 L ENG.</b>                    |                 |                |             |

\* Cut From C.P.E. 3/8" I.D. Hose: 71350 (48"), 81352 (25").  
 † Cut From S.A.E. 11/32" I.D. Hose: 80062 (12"), 80063 (24"), 80064 (36"), 81353 (25").  
 ★ Cut From S.A.E. 3/8" I.D. Hose: 71224 (24"), 71236 (36"), 71206 (48"), 81206 (25"). May Also Use 3/8" C.P.E.  
 ✦ Cut From S.A.E. 5/8" I.D. Hose: 71351 (36").  
 □ Cut From 1/2" I.D. Suction Hose: 71296 (36"), 81354 (10').  
 ✧ Cut From 5/8" I.D. Suction Hose: 71207 (42"), 81355 (10').  
 ☆ Cut From 3/4" I.D. Suction Hose: 71297 (36"), 81356 (10').  
 ☆ See Page A14 For Pump or Gear Identification.

② Two Required.  
 ③ Three Required.  
 ④ Four Required.  
 ✧ Cut To Fit.  
 ✦ Replaces Both Upper and Lower Hose.  
 ▲ 252660 Adaptor Required For Some Models.  
 ✦ See Page A6 For Installation Procedure.

**SYSTEM PUMP & GEAR IDENT.**

**SYSTEM & COMPONENT IDENT.**

**PASS. CARS**

**LIGHT TRUCKS**

**MEDIUM/HEAVY TRUCKS**

**BUSES**

**HOSE NUMERICAL**

**REPAIR KITS**

**KIT NUMERICAL**

**ILLUSTRATIONS**

# Power Steering Hose for Passenger Cars

|                                      | Application                                      | Assembly Number | Multi-Use Hose | End Fitting | Application                               | Assembly Number | Multi-Use Hose | End Fitting |
|--------------------------------------|--|-----------------|----------------|-------------|---|-----------------|----------------|-------------|
| <b>SYSTEM PUMP &amp; GEAR IDENT.</b> | <b>FORD - Continued</b>                          |                 |                |             | <b>FORD - Continued</b>                   |                 |                |             |
|                                      | <b>ESCORT - Continued</b>                        |                 |                |             | <b>FAIRLANE - Continued</b>               |                 |                |             |
|                                      | <b>1984 - Continued</b>                          |                 |                |             | <b>1970 - Continued</b>                   |                 |                |             |
|                                      | <b>4-CYL. 2.0 L DIESEL ENG. - Continued</b>      |                 |                |             | <b>V-8 390 ENG.</b>                       |                 |                |             |
|                                      | Return - To Pump.....                            |                 | ★17"           |             | Cyl.....                                  | ②70640          |                |             |
| <b>SYSTEM &amp; COMPONENT IDENT.</b> | <b>1983-1982</b>                                 |                 |                |             | Return; W/O A.C.....                      |                 |                |             |
|                                      | <b>4-CYL. 1.6 L ENG.</b>                         |                 |                |             | ③70656                                    |                 |                |             |
|                                      | Pressure - From Pump.....                        | 71193           |                |             |   |                 | ★22"           |             |
|                                      | Pressure - To Gear; W/O Switch Port...           | 80171           |                |             |   |                 |                |             |
|                                      | Return - To Pump.....                            |                 | ★24"           |             |   |                 |                |             |
|                                      | <b>1981</b>                                      |                 |                |             | <b>1969</b>                               |                 |                |             |
| <b>PASS. CARS</b>                    | <b>4-CYL. 1.6 L ENG.</b>                         |                 |                |             | <b>6-CYL. 200 ENG.; 6-CYL. 250 ENG.</b>   |                 |                |             |
|                                      | Pressure - From Pump; Aug. 10, 1981 & Older..... | 71165           |                |             | Cyl.....                                  | ②70640          |                |             |
|                                      | Pressure - From Pump; Aug. 11, 1981 & Newer..... | 71193           |                |             | Pressure.....                             | 70652           |                |             |
|                                      | Pressure - To Gear; W/O Switch Port...           | 80171           |                |             | Return.....                               | ④80113          | ★32"           | 39860       |
|                                      | Return - To Pump.....                            |                 | ★36"           |             |   |                 |                |             |
|                                      | <b>EXP</b>                                       |                 |                |             | <b>V-8 302 ENG.; V-8 351 ENG.</b>         |                 |                |             |
| <b>LIGHT TRUCKS</b>                  | <b>1988</b>                                      |                 |                |             | Cyl.....                                  |                 |                |             |
|                                      | <b>4-CYL. 1.9 L ENG.</b>                         |                 |                |             | ②70640                                    |                 |                |             |
|                                      | Pressure; Nov. 14 & Older.....                   | 70434           |                |             | Pressure.....                             | 70652           |                |             |
|                                      | Pressure; Nov. 15 & Newer.....                   | 71838           |                |             | Return.....                               | ④80113          | ★32"           | 39860       |
|                                      | Reservoir.....                                   |                 | ♣              |             |   |                 |                |             |
|                                      | Return.....                                      |                 | ★20"           |             |   |                 |                |             |
|                                      | <b>1987</b>                                      |                 |                |             | <b>V-8 289 ENG.; V-8 302 ENG.</b>         |                 |                |             |
| <b>MEDIUM/HEAVY TRUCKS</b>           | <b>4-CYL. 1.9 L ENG.</b>                         |                 |                |             | Cyl.....                                  |                 |                |             |
|                                      | Pressure.....                                    | 70434           |                |             | ②70640                                    |                 |                |             |
|                                      | Reservoir; Eng. VIN 9.....                       |                 | ♣              |             | Pressure.....                             | 70653           |                |             |
|                                      | Reservoir; Eng. VIN J.....                       | 80163           |                |             | Return.....                               | ④80113          | ★              | 39860       |
|                                      | Return; Eng. VIN 9.....                          |                 | ★20"           |             |   |                 |                |             |
|                                      | Return; Eng. VIN J.....                          |                 | ★36"           |             |   |                 |                |             |
|                                      | <b>1986</b>                                      |                 |                |             | <b>V-8 390 ENG.</b>                       |                 |                |             |
| <b>BUSES</b>                         | <b>4-CYL. 1.9 L ENG.</b>                         |                 |                |             | Cyl.....                                  |                 |                |             |
|                                      | Pressure.....                                    | 70434           |                |             | ②70640                                    |                 |                |             |
|                                      | Reservoir; Eng. VIN 9.....                       |                 | ♣              |             | Return; W/O A.C.....                      | ③70656          | ★22"           |             |
|                                      | Reservoir; Eng. VIN J.....                       | 80163           |                |             |   |                 |                |             |
|                                      | Return; Eng. VIN 9.....                          |                 | ★20"           |             |   |                 |                |             |
|                                      | Return; Eng. VIN J.....                          |                 | ★36"           |             |   |                 |                |             |
|                                      | <b>1985-1982</b>                                 |                 |                |             | <b>1967</b>                               |                 |                |             |
| <b>HOSE NUMERICAL</b>                | <b>4-CYL. 1.6 L ENG.</b>                         |                 |                |             | <b>6-CYL. 200 ENG.</b>                    |                 |                |             |
|                                      | Pressure - From Pump.....                        | 71193           |                |             | Cyl.....                                  | ②70640          |                |             |
|                                      | Pressure - To Gear.....                          | 80171           |                |             | Pressure; W/1/4" Control Valve Fitting... | 80024           |                |             |
|                                      | Reservoir.....                                   | 80163           |                |             | Pressure; W/5/16" Control Valve Fitting.  | 70652           |                |             |
|                                      | Return - To Pump.....                            |                 | ★36"           |             | Return.....                               | ④80113          | ★32"           | 39860       |
|                                      | <b>1985-1982</b>                                 |                 |                |             | <b>V-8 289 ENG.</b>                       |                 |                |             |
|                                      | <b>4-CYL. 1.6 L ENG.</b>                         |                 |                |             | Cyl.....                                  |                 |                |             |
|                                      | Pressure - From Pump.....                        | 71193           |                |             | ②70640                                    |                 |                |             |
|                                      | Pressure - To Gear.....                          | 80171           |                |             | Pressure; W/1/4" Control Valve Fitting... | 80025           |                |             |
|                                      | Return - To Pump.....                            |                 | ★24"           |             | Pressure; W/5/16" Control Valve Fitting.  | 70653           |                |             |
|                                      | <b>FAIRLANE</b>                                  |                 |                |             | Return.....                               |                 |                |             |
|                                      | <b>1970</b>                                      |                 |                |             | ④80113                                    |                 |                |             |
|                                      | <b>6-CYL. 250 ENG.</b>                           |                 |                |             | ★   |                 |                |             |
|                                      | Cyl.....   | ②70640          |                |             |   |                 |                |             |
|                                      | Pressure.....                                    | 70652           |                |             |   |                 |                |             |
|                                      | Return.....                                      | ④80113          | ★32"           | 39860       |   |                 |                |             |
|                                      | <b>V-8 302 ENG.; V-8 351 ENG.</b>                |                 |                |             | <b>V-8 390 ENG.; V-8 427 ENG.</b>         |                 |                |             |
|                                      | Cyl.....   | ②70640          |                |             | Cyl.....                                  | ②70640          |                |             |
|                                      | Pressure - Control Valve End.....                | 70679           |                |             | Return.....                               | ③70656          |                |             |
|                                      | Pressure - Pump End.....                         | 70692           |                |             |   |                 |                |             |
|                                      | Return - Control Valve End.....                  | ③70656          |                |             |   |                 |                |             |
| <b>REPAIR KITS</b>                   | <b>1970</b>                                      |                 |                |             | <b>1966</b>                               |                 |                |             |
|                                      | <b>6-CYL. 250 ENG.</b>                           |                 |                |             | <b>6-CYL. 170 ENG.; 6-CYL. 200 ENG.</b>   |                 |                |             |
|                                      | Cyl.....   | ②70640          |                |             | Cyl.....                                  | ②70640          |                |             |
|                                      | Pressure.....                                    | 70652           |                |             | Pressure.....                             | 80024           |                |             |
|                                      | Return.....                                      | ④80113          | ★32"           | 39860       | Return.....                               | ④80113          | ★32"           | 39860       |
|                                      | <b>V-8 302 ENG.; V-8 351 ENG.</b>                |                 |                |             | <b>V-8 289 ENG.</b>                       |                 |                |             |
|                                      | Cyl.....   | ②70640          |                |             | Cyl.....                                  | ②70640          |                |             |
|                                      | Pressure - Control Valve End.....                | 70679           |                |             | Pressure.....                             | 80024           |                |             |
|                                      | Pressure - Pump End.....                         | 70692           |                |             | Return.....                               | ④80113          | ★              | 39860       |
|                                      | Return - Control Valve End.....                  | ③70656          |                |             |   |                 |                |             |
|                                      | <b>1970</b>                                      |                 |                |             | <b>V-8 390 ENG.</b>                       |                 |                |             |
|                                      | <b>6-CYL. 250 ENG.</b>                           |                 |                |             | Cyl.....                                  |                 |                |             |
|                                      | Cyl.....   | ②70640          |                |             | ②70640                                    |                 |                |             |
|                                      | Pressure.....                                    | 70652           |                |             | Return.....                               | ③70656          | ★38"           | 39862       |
|                                      | Return.....                                      | ④80113          | ★32"           | 39860       |   |                 |                |             |
|                                      | <b>V-8 302 ENG.; V-8 351 ENG.</b>                |                 |                |             | <b>1968</b>                               |                 |                |             |
|                                      | Cyl.....   | ②70640          |                |             | <b>6-CYL. 200 ENG.</b>                    |                 |                |             |
|                                      | Pressure - Control Valve End.....                | 70679           |                |             | Cyl.....                                  |                 |                |             |
|                                      | Pressure - Pump End.....                         | 70692           |                |             | ②70640                                    |                 |                |             |
|                                      | Return - Control Valve End.....                  | ③70656          |                |             | Pressure.....                             |                 |                |             |
|                                      | <b>1970</b>                                      |                 |                |             | ②70640                                    |                 |                |             |
|                                      | <b>6-CYL. 250 ENG.</b>                           |                 |                |             | 80024                                     |                 |                |             |
|                                      | Cyl.....   | ②70640          |                |             | Return.....                               |                 |                |             |
|                                      | Pressure.....                                    | 70652           |                |             | ④80113                                    |                 |                |             |
|                                      | Return.....                                      | ④80113          | ★32"           | 39860       | ★32"                                      |                 |                |             |
|                                      | <b>V-8 302 ENG.; V-8 351 ENG.</b>                |                 |                |             | <b>V-8 289 ENG.</b>                       |                 |                |             |
|                                      | Cyl.....   | ②70640          |                |             | Cyl.....                                  |                 |                |             |
|                                      | Pressure - Control Valve End.....                | 70679           |                |             | ②70640                                    |                 |                |             |
|                                      | Pressure - Pump End.....                         | 70692           |                |             | Pressure.....                             |                 |                |             |
|                                      | Return - Control Valve End.....                  | ③70656          |                |             | Return.....                               |                 |                |             |
|                                      | <b>1970</b>                                      |                 |                |             | ④80113                                    |                 |                |             |
|                                      | <b>6-CYL. 250 ENG.</b>                           |                 |                |             | ★   |                 |                |             |
|                                      | Cyl.....   | ②70640          |                |             |   |                 |                |             |
|                                      | Pressure.....                                    | 70652           |                |             |   |                 |                |             |
|                                      | Return.....                                      | ④80113          | ★32"           | 39860       |   |                 |                |             |
|                                      | <b>V-8 302 ENG.; V-8 351 ENG.</b>                |                 |                |             | <b>1968</b>                               |                 |                |             |
|                                      | Cyl.....   | ②70640          |                |             | <b>6-CYL. 200 ENG.</b>                    |                 |                |             |
|                                      | Pressure - Control Valve End.....                | 70679           |                |             | Cyl.....                                  |                 |                |             |
|                                      | Pressure - Pump End.....                         | 70692           |                |             | ②70640                                    |                 |                |             |
|                                      | Return - Control Valve End.....                  | ③70656          |                |             | Pressure.....                             |                 |                |             |
|                                      | <b>1970</b>                                      |                 |                |             | ②70640                                    |                 |                |             |
|                                      | <b>6-CYL. 250 ENG.</b>                           |                 |                |             | 80024                                     |                 |                |             |
|                                      | Cyl.....   | ②70640          |                |             | Return.....                               |                 |                |             |
|                                      | Pressure.....                                    | 70652           |                |             | ④80113                                    |                 |                |             |
|                                      | Return.....                                      | ④80113          | ★32"           | 39860       | ★32"                                      |                 |                |             |
|                                      | <b>V-8 302 ENG.; V-8 351 ENG.</b>                |                 |                |             | <b>V-8 289 ENG.</b>                       |                 |                |             |
|                                      | Cyl.....   | ②70640          |                |             | Cyl.....                                  |                 |                |             |
|                                      | Pressure - Control Valve End.....                | 70679           |                |             | ②70640                                    |                 |                |             |
|                                      | Pressure - Pump End.....                         | 70692           |                |             | Pressure.....                             |                 |                |             |
|                                      | Return - Control Valve End.....                  | ③70656          |                |             | Return.....                               |                 |                |             |
|                                      | <b>1970</b>                                      |                 |                |             | ④80113                                    |                 |                |             |
|                                      | <b>6-CYL. 250 ENG.</b>                           |                 |                |             | ★   |                 |                |             |
|                                      | Cyl.....   | ②70640          |                |             |   |                 |                |             |
|                                      | Pressure.....                                    | 70652           |                |             |   |                 |                |             |
|                                      | Return.....                                      | ④80113          | ★32"           | 39860       |   |                 |                |             |
|                                      | <b>V-8 302 ENG.; V-8 351 ENG.</b>                |                 |                |             | <b>1968</b>                               |                 |                |             |
|                                      | Cyl.....   | ②70640          |                |             | <b>6-CYL. 200 ENG.</b>                    |                 |                |             |
|                                      | Pressure - Control Valve End.....                | 70679           |                |             | Cyl.....                                  |                 |                |             |
|                                      | Pressure - Pump End.....                         | 70692           |                |             | ②70640                                    |                 |                |             |
|                                      | Return - Control Valve End.....                  | ③70656          |                |             | Pressure.....                             |                 |                |             |
|                                      | <b>1970</b>                                      |                 |                |             | ②70640                                    |                 |                |             |
|                                      | <b>6-CYL. 250 ENG.</b>                           |                 |                |             | 80024                                     |                 |                |             |
|                                      | Cyl.....   | ②70640          |                |             | Return.....                               |                 |                |             |
|                                      | Pressure.....                                    | 70652           |                |             | ④80113                                    |                 |                |             |
|                                      | Return.....                                      | ④80113          | ★32"           | 39860       | ★32"                                      |                 |                |             |
|                                      | <b>V-8 302 ENG.; V-8 351 ENG.</b>                |                 |                |             | <b>V-8 289 ENG.</b>                       |                 |                |             |
|                                      | Cyl.....   | ②70640          |                |             | Cyl.....                                  |                 |                |             |
|                                      | Pressure - Control Valve End.....                | 70679           |                |             | ②70640                                    |                 |                |             |
|                                      | Pressure - Pump End.....                         | 70692           |                |             | Pressure.....                             |                 |                |             |
|                                      | Return - Control Valve End.....                  | ③70656          |                |             | Return.....                               |                 |                |             |
|                                      | <b>1970</b>                                      |                 |                |             | ④80113                                    |                 |                |             |
|                                      | <b>6-CYL. 250 ENG.</b>                           |                 |                |             | ★   |                 |                |             |
|                                      | Cyl.....   | ②70640          |                |             |   |                 |                |             |
|                                      | Pressure.....                                    | 70652           |                |             |   |                 |                |             |
|                                      | Return.....                                      | ④80113          | ★32"           | 39860       |   |                 |                |             |
|                                      | <b>V-8 302 ENG.; V-8 351 ENG.</b>                |                 |                |             | <b>1968</b>                               |                 |                |             |
|                                      | Cyl.....   | ②70640          |                |             | <b>6-CYL. 200 ENG.</b>                    |                 |                |             |
|                                      | Pressure - Control Valve End.....                | 70679           |                |             | Cyl.....                                  |                 |                |             |
|                                      | Pressure - Pump End.....                         | 70692           |                |             | ②70640                                    |                 |                |             |
|                                      | Return - Control Valve End.....                  | ③70656          |                |             | Pressure.....                             |                 |                |             |
|                                      | <b>1970</b>                                      |                 |                |             | ②70640                                    |                 |                |             |
|                                      | <b>6-CYL. 250 ENG.</b>                           |                 |                |             | 80024                                     |                 |                |             |
|                                      | Cyl.....   | ②70640          |                |             | Return.....                               |                 |                |             |
|                                      | Pressure.....                                    | 70652           |                |             | ④80113                                    |                 |                |             |
|                                      | Return.....                                      | ④80113          | ★32"           | 39860       | ★32"                                      |                 |                |             |
|                                      | <b>V-8 302 ENG.; V-8 351 ENG.</b>                |                 |                |             | <b>V-8 289 ENG.</b>                       |                 |                |             |
|                                      | Cyl.....   | ②70640          |                |             | Cyl.....                                  |                 |                |             |
|                                      | Pressure - Control Valve End.....                | 70679           |                |             | ②70640                                    |                 |                |             |
|                                      | Pressure - Pump End.....                         | 70692           |                |             | Pressure.....                             |                 |                |             |
|                                      | Return - Control Valve End.....                  | ③70656          |                |             | Return.....                               |                 |                |             |
|                                      | <b>1970</b>                                      |                 |                |             | ④80113                                    |                 |                |             |
|                                      | <b>6-CYL. 250 ENG.</b>                           |                 |                |             | ★   |                 |                |             |
|                                      | Cyl.....   | ②70640          |                |             |   |                 |                |             |
|                                      | Pressure.....                                    | 70652           |                |             |   |                 |                |             |
|                                      | Return.....                                      | ④80113          | ★32"           | 39860       |   |                 |                |             |
|                                      | <b>V-8 302 ENG.; V-8 351 ENG.</b>                |                 |                |             | <b>1968</b>                               |                 |                |             |
|                                      | Cyl.....   | ②70640          |                |             | <b>6-CYL. 200 ENG.</b>                    |                 |                |             |
|                                      | Pressure - Control Valve End.....                | 70679           |                |             | Cyl.....                                  |                 |                |             |
|                                      | Pressure - Pump End.....                         | 70692           |                |             | ②70640                                    |                 |                |             |
|                                      | Return - Control Valve End.....                  | ③70656          |                |             | Pressure.....                             |                 |                |             |
|                                      | <b>1970</b>                                      |                 |                |             | ②70640                                    |                 |                |             |
|                                      | <b>6-CYL. 250 ENG.</b>                           |                 |                |             | 80024                                     |                 |                |             |
|                                      | Cyl.....   | ②70640          |                |             | Return.....                               |                 |                |             |
|                                      | Pressure.....                                    | 70652           |                |             | ④80113                                    |                 |                |             |
|                                      | Return.....                                      | ④80113          | ★32"           | 39860       | ★32"                                      |                 |                |             |
|                                      | <b>V-8 302 ENG.; V-8 351 ENG.</b>                |                 |                |             | <b>V-8 289 ENG.</b>                       |                 |                |             |
|                                      | Cyl.....   | ②70640          |                |             | Cyl.....                                  |                 |                |             |
|                                      | Pressure - Control Valve End.....                | 70679           |                |             | ②70640                                    |                 |                |             |
|                                      | Pressure - Pump End.....                         | 70692           |                |             | Pressure.....                             |                 |                |             |
|                                      | Return - Control Valve End.....                  | ③70656          |                |             | Return.....                               |                 |                |             |
|                                      | <b>1970</b>                                      |                 |                |             | ④80113                                    |                 |                |             |
|                                      | <b>6-CYL. 250 ENG.</b>                           |                 |                |             | ★   |                 |                |             |
|                                      | Cyl.....   | ②70640          |                |             |   |                 |                |             |
|                                      | Pressure.....                                    | 70652           |                |             |   |                 |                |             |
|                                      | Return.....                                      | ④80113          | ★32"           | 39860       |   |                 |                |             |
|                                      | <b>V-8 302 ENG.; V-8 351 ENG.</b>                |                 |                |             | <b>1968</b>                               |                 |                |             |
|                                      | Cyl.....   | ②70640          |                |             | <b>6-CYL. 200 ENG.</b>                    |                 |                |             |
|                                      | Pressure - Control Valve End.....                | 70679           |                |             | Cyl.....                                  |                 |                |             |
|                                      | Pressure - Pump End.....                         | 70692           |                |             | ②70640                                    |                 |                |             |
|                                      | Return - Control Valve End.....                  | ③70656          |                |             | Pressure.....                             |                 |                |             |
|                                      | <b>1970</b>                                      |                 |                |             | ②70640                                    |                 |                |             |
|                                      | <b>6-CYL. 250 ENG.</b>                           |                 |                |             | 80024                                     |                 |                |             |
|                                      | Cyl.....   | ②70640          |                |             | Return.....                               |                 |                |             |
|                                      | Pressure.....                                    | 70652           |                |             | ④80113                                    |                 |                |             |
|                                      | Return.....                                      | ④80113          | ★32"           | 39860       | ★32"                                      |                 |                |             |
|                                      | <b>V-8 302 ENG.; V-8 351 ENG.</b>                |                 |                |             | <b>V-8 289 ENG.</b>                       |                 |                |             |
|                                      | Cyl.....   | ②70640          |                |             | Cyl.....                                  |                 |                |             |
|                                      | Pressure - Control Valve End.....                | 70679           |                |             | ②70640                                    |                 |                |             |
|                                      | Pressure - Pump End.....                         | 70692           |                |             | Pressure.....                             |                 |                |             |
|                                      | Return - Control Valve End.....                  | ③70656          |                |             | Return.....                               |                 |                |             |
|                                      | <b>1970</b>                                      |                 |                |             | ④80113                                    |                 |                |             |
|                                      | <b>6-CYL. 250 ENG.</b>                           |                 |                |             | ★   |                 |                |             |
|                                      | Cyl.....   | ②70640          |                |             |   |                 |                |             |
|                                      | Pressure.....                                    | 70652           |                |             |   |                 |                |             |
|                                      | Return.....                                      | ④80113          | ★32"           | 39860       |   |                 |                |             |
|                                      | <b>V-8 302 ENG.; V-8 351 ENG.</b>                |                 |                |             | <b>1968</b>                               |                 |                |             |
|                                      | Cyl.....   | ②70640          |                |             | <b>6-CYL. 200 ENG.</b>                    |                 |                |             |
|                                      | Pressure - Control Valve End.....                | 70679           |                |             | Cyl.....                                  |                 |                |             |
|                                      |  |                 |                |             |   |                 |                |             |



# Power Steering Hose for Passenger Cars

| Application   | Assembly Number | Multi-Use Hose | End Fitting | Application  | Assembly Number | Multi-Use Hose | End Fitting |
|---|-----------------|----------------|-------------|--|-----------------|----------------|-------------|
| <b>FORD - Continued</b>                                 |                 |                |             | <b>FORD - Continued</b>                              |                 |                |             |
| <b>FAIRLANE - Continued</b>                             |                 |                |             | <b>FAIRMONT - Continued</b>                          |                 |                |             |
| <b>1965</b>   |                 |                |             | <b>1981</b>  |                 |                |             |
| 6-CYL. 170 ENG.; 6-CYL. 200 ENG.; V-8 289 ENG.          |                 |                |             | 4-CYL. 2.3 L ENG.; 6-CYL. 3.3 L ENG.; V-8 4.2 L ENG. |                 |                |             |
| Cyl.....  | ②70579          |                |             | Pressure; W/Ford Rack & Pinion Gear;                 |                 |                |             |
| Return.....   | ✕80113          | ★38"           | 39860       | ☆Q .....   | 71118           |                |             |
| <b>1964</b>   |                 |                |             | Pressure; W/TRW Rack & Pinion Gear;                  |                 |                |             |
| 6-CYL. 170 ENG.; 6-CYL. 200 ENG.                        |                 |                |             | ☆R.....  |                 |                |             |
| Cyl.....  | ②70579          |                |             | Return; W/Ford Rack & Pinion Gear;                   | 71061           |                |             |
| Return.....   | ✕80113          | ★              | 39860       | ☆Q .....   | ✕71116          |                |             |
| V-8 260 ENG.; V-8 289 ENG.; V-8 390 ENG.                |                 |                |             | Return; W/TRW Rack & Pinion Gear;                    |                 |                |             |
| Cyl.....  | ②70579          |                |             | ☆R.....  | ✕71007          |                |             |
| Return.....   | ✕80113          | ★32"           | 39860       | Return - Cooler To Pump.....                         |                 | ★20"           |             |
| <b>1963</b>   |                 |                |             | <b>1980</b>  |                 |                |             |
| 6-CYL. 170 ENG.; 6-CYL. 200 ENG.; V-8 221 ENG.; V-8 260 |                 |                |             | 4-CYL. 2.3 L ENG.; 6-CYL. 3.3 L ENG.; V-8 4.2 L ENG. |                 |                |             |
| ENG.; V-8 289 ENG.                                      |                 |                |             | Pressure .....                                       |                 |                |             |
| Cyl.....  | ②70579          |                |             | Return - Cooler To Pump.....                         | 71117           |                | ★36"        |
| Return.....   | ✕80113          | ★32"           | 39860       | Return - From Gear; W/Cooler.....                    | ✕71007          |                |             |
| <b>1962</b>   |                 |                |             | <b>1979</b>  |                 |                |             |
| 6-CYL. 170 ENG.   |                 |                |             | 4-CYL. 140 ENG.; V-8 302 ENG.                        |                 |                |             |
| Cyl.....  | ②70579          |                |             | Pressure .....                                       | 71063           |                |             |
| Return.....   | ✕80113          | ★              | 39860       | Return - Cooler To Pump.....                         |                 | ★36"           |             |
| V-8 221 ENG.; V-8 260 ENG.                              |                 |                |             | Return - From Gear; W/Cooler.....                    |                 |                |             |
| Cyl.....  | ②70579          |                |             | 6-CYL. 200 ENG.                                      |                 |                |             |
| Return; W/A.C.....                                      | ✕80113          | ★32"           | 39860       | Pressure; W/Ford P.S. Pump; ☆C.....                  | 71063           |                |             |
| Return; W/O A.C.....                                    | ✕80113          | ★32"           | 39860       | Pressure; W/Saginaw P.S. Pump; ☆B...                 | 71064           |                |             |
| <b>FAIRMONT</b>   |                 |                |             | Return - Cooler To Pump.....                         |                 |                |             |
| <b>1983</b>   |                 |                |             | Return - From Gear; W/Cooler.....                    |                 |                |             |
| 4-CYL. 2.3 L ENG.; 6-CYL. 3.3 L ENG.                    |                 |                |             | Return - From Gear; W/Cooler.....                    |                 |                |             |
| Pressure .....  | 71180           |                |             | 4-CYL. 140 ENG.                                      |                 |                |             |
| Return.....   | ✕71116          | ★18"           |             | Pressure .....                                       | 71012           |                |             |
| <b>1982</b>   |                 |                |             | Return - Cooler To Pump.....                         |                 |                |             |
| 4-CYL. 2.3 L ENG.                                       |                 |                |             | Return - From Gear; W/Cooler.....                    |                 |                |             |
| Pressure; W/Ford Rack & Pinion Gear;                    |                 |                |             | 6-CYL. 200 ENG.                                      |                 |                |             |
| ☆Q .....  | 71180           |                |             | Pressure; W/Ford Rack & Pinion Gear;                 |                 |                |             |
| Return; W/Ford Rack & Pinion Gear;                      |                 |                |             | ☆Q .....   | 71018           |                |             |
| ☆Q .....  | ✕71116          |                |             | Pressure; W/TRW Rack & Pinion Gear;                  |                 |                |             |
| Return - Cooler To Pump.....                            |                 | ★20"           |             | ☆R.....  | 71012           |                |             |
| 6-CYL. 3.3 L ENG.                                       |                 |                |             | Return - Cooler To Pump.....                         |                 |                |             |
| Pressure; W/Ford Rack & Pinion Gear;                    |                 |                |             | Return - From Gear; W/Cooler.....                    | ✕71007          |                |             |
| ☆Q .....  | 71180           |                |             | <b>V-8 302 ENG.</b>                                  |                 |                |             |
| Return; W/Ford Rack & Pinion Gear;                      |                 |                |             | Pressure .....                                       | 71018           |                | ★20"        |
| ☆Q .....  | ✕71116          |                |             | Return - Cooler To Pump.....                         |                 |                |             |
| Return - Cooler To Pump.....                            |                 | ★12"           |             | Return - From Gear; W/Cooler.....                    | ✕71007          |                |             |
| <b>V-8 4.2 L ENG.</b>                                   |                 |                |             | <b>FALCON</b>  |                 |                |             |
| Pressure; W/Ford Rack & Pinion Gear;                    |                 |                |             | <b>1970</b>  |                 |                |             |
| ☆Q .....  | 71180           |                |             | 6-CYL. 200 ENG.; 6-CYL. 250 ENG.                     |                 |                |             |
| Pressure; W/TRW Rack & Pinion Gear;                     |                 |                |             | Cyl.....   | ②70640          |                |             |
| ☆R.....   | 80191           |                |             | Pressure .....                                       | 70652           |                |             |
| Return; W/Ford Rack & Pinion Gear;                      |                 |                |             | Return.....  | ✕80113          | ★38"           | 39860       |
| ☆Q .....  | ✕71116          | ★15"           |             | <b>V-8 302 ENG.; V-8 351 ENG.; V-8 429 ENG.</b>      |                 |                |             |
| Return; W/TRW Rack & Pinion Gear;                       |                 |                |             | Cyl.....   | ②70640          |                |             |
| ☆R.....   | ✕71007          | ★15"           |             | Pressure - Control Valve End.....                    | 70679           |                |             |
| Return - Cooler To Pump.....                            |                 | ★19"           |             | Pressure - Pump End.....                             | 80026           |                |             |
| <b>1969</b>   |                 |                |             | Return - Control Valve End.....                      |                 |                |             |
| 6-CYL. 170 ENG.; 6-CYL. 200 ENG.                        |                 |                |             | Cyl.....   |                 |                |             |
| Cyl.....  | ②70640          |                |             | <b>1978</b>  |                 |                |             |

\* Cut From C.P.E. 3/8" I.D. Hose: 71350 (48"), 81352 (25").  
 † Cut From S.A.E. 11/32" I.D. Hose: 80062 (12"), 80063 (24"), 80064 (36"), 81353 (25").  
 ★ Cut From S.A.E. 3/8" I.D. Hose: 71224 (24"), 71236 (36"), 71206 (48"), 81206 (25"). May Also Use 3/8" C.P.E.  
 ❖ Cut From S.A.E. 5/8" I.D. Hose: 71351 (36").  
 □ Cut From 1/2" I.D. Suction Hose: 71296 (36"), 81354 (10').  
 ❖ Cut From 5/8" I.D. Suction Hose: 71207 (42"), 81355 (10').  
 \* Cut From 3/4" I.D. Suction Hose: 71297 (36"), 81356 (10').  
 ☆ See Page A14 For Pump or Gear Identification.

② Two Required.  
 ③ Three Required.  
 ④ Four Required.  
 ✕ Cut To Fit.  
 \* Replaces Both Upper and Lower Hose.  
 ▲ 252660 Adaptor Required For Some Models.  
 ❖ See Page A6 For Installation Procedure.

SYSTEM PUMP & GEAR IDENT.

SYSTEM & COMPONENT IDENT.

PASS. CARS

LIGHT TRUCKS

MEDIUM/HEAVY TRUCKS

BUSES

HOSE NUMERICAL

REPAIR KITS

KIT NUMERICAL

ILLUSTRATIONS

# Power Steering Hose for Passenger Cars

|                                      | Application  | Assembly Number | Multi-Use Hose | End Fitting | Application   | Assembly Number | Multi-Use Hose | End Fitting |
|--------------------------------------|--|-----------------|----------------|-------------|---|-----------------|----------------|-------------|
| <b>SYSTEM PUMP &amp; GEAR IDENT.</b> | <b>FORD - Continued</b>                                  |                 |                |             | <b>FORD - Continued</b>   |                 |                |             |
|                                      | <b>FALCON - Continued</b>                                |                 |                |             | <b>FESTIVA</b>  |                 |                |             |
|                                      | <b>1969 - Continued</b>                                  |                 |                |             | <b>1993-1990</b>  |                 |                |             |
|                                      | <b>6-CYL. 170 ENG.; 6-CYL. 200 ENG. - Continued</b>      |                 |                |             | <b>4-CYL. 1.3 L ENG.</b>  |                 |                |             |
|                                      | Pressure .....   | 70652           |                |             | Return - Gear To Pipe .....   |                 | ★6"            |             |
| <b>SYSTEM &amp; COMPONENT IDENT.</b> | Return .....   | ✗80113          | ★32"           | 39860       | Return - Pipe To Reservoir .....  |                 | ★8"            |             |
|                                      | <b>V-8 302 ENG.</b>                                      |                 |                |             | <b>GALAXIE</b>  |                 |                |             |
|                                      | Cyl. ....  | ②70640          |                |             | <b>1970</b>   |                 |                |             |
|                                      | Pressure - Control Valve End .....                       | 70679           |                |             | <b>6-CYL. 240 ENG.</b>  |                 |                |             |
|                                      | Return - Control Valve End .....                         | ③70656          |                |             | Return .....  | ✗80114          | ★              | 39859       |
|                                      | <b>1968</b>  |                 |                |             | <b>V-8 302 ENG.; V-8 351 ENG.; V-8 390 ENG.; V-8 429 ENG.</b>               |                 |                |             |
|                                      | <b>6-CYL. 170 ENG.; 6-CYL. 200 ENG.</b>                  |                 |                |             | Pressure .....  |                 |                |             |
|                                      | Cyl. ....  | ②70640          |                |             | Return - Cooler To Pump .....   |                 | ★20"           |             |
| <b>PASS. CARS</b>                    | Pressure .....   | 70652           |                |             | Return - From Gear; W/Cooler .....  | ✗80114          | ★26"           | 39859       |
|                                      | Return .....   | ✗80113          | ★32"           | 39860       | <b>1969</b>   |                 |                |             |
|                                      | <b>V-8 289 ENG.; V-8 302 ENG.</b>                        |                 |                |             | <b>6-CYL. 240 ENG.</b>  |                 |                |             |
|                                      | Cyl. ....  | ②70640          |                |             | Return .....  | ✗80114          | ★              | 39859       |
|                                      | Pressure .....   | 70653           |                |             | <b>V-8 302 ENG.; V-8 351 ENG.; V-8 390 ENG.; V-8 428 ENG.; V-8 429 ENG.</b> |                 |                |             |
|                                      | Return .....   | ✗80113          | ★              | 39860       | Pressure; W/Ford Stg. Gear; ☆P .....  | 70648           |                |             |
|                                      | <b>1967</b>  |                 |                |             | Return; W/Ford Stg. Gear; ☆P .....  | ✗80114          | ★31"           | 39859       |
|                                      | <b>6-CYL. 170 ENG.; 6-CYL. 200 ENG.</b>                  |                 |                |             | Return - Cooler To Pump .....   |                 | ★10"           |             |
|                                      | Cyl. ....  | ②70640          |                |             | <b>1968</b>   |                 |                |             |
|                                      | Pressure; W/1/4" Control Valve Fitting ...               | 80024           |                |             | <b>6-CYL. 240 ENG.</b>  |                 |                |             |
|                                      | Pressure; W/5/16" Control Valve Fitting ...              | 70652           |                |             | Return .....  | ✗80114          | ★              | 39859       |
|                                      | Return .....   | ✗80113          | ★32"           | 39860       | <b>V-8 302 ENG.; V-8 390 ENG.; V-8 428 ENG.</b>                             |                 |                |             |
|                                      | <b>V-8 289 ENG.</b>                                      |                 |                |             | Pressure; W/Ford Stg. Gear; ☆P .....  |                 |                |             |
|                                      | Cyl. ....  | ②70640          |                |             | Pressure; W/Saginaw Stg. Gear; ☆N ...                                       | 71306           |                |             |
|                                      | Pressure; W/1/4" Control Valve Fitting ...               | 80025           |                |             | Return - Cooler To Pump .....   |                 | ★10"           |             |
|                                      | Pressure; W/5/16" Control Valve Fitting ...              | 70653           |                |             | Return - From Gear; W/Cooler .....  | ✗80114          | ★31"           | 39859       |
|                                      | Return .....   | ✗80113          | ★              | 39860       | <b>1967</b>   |                 |                |             |
| <b>LIGHT TRUCKS</b>                  | <b>1966</b>  |                 |                |             | <b>6-CYL. 240 ENG.</b>  |                 |                |             |
|                                      | <b>6-CYL. 170 ENG.; 6-CYL. 200 ENG.; V-8 289 ENG.</b>    |                 |                |             | Pressure .....  |                 |                |             |
|                                      | Cyl. ....  | ②70640          |                |             | Return; W/A.C. ....   | ✗70642          | ★              | 39859       |
|                                      | Pressure .....   | 80024           |                |             | Return; W/O A.C. ....   | ✗70629          | ★30"           | 39859       |
|                                      | Return .....   | ✗80113          | ★28"           | 39860       | <b>V-8 289 ENG.; V-8 390 ENG.; V-8 427 ENG.; V-8 428 ENG.</b>               |                 |                |             |
|                                      | <b>1965</b>  |                 |                |             | Pressure; W/Ford Stg. Gear; ☆P .....  |                 |                |             |
|                                      | <b>6-CYL. 170 ENG.; 6-CYL. 200 ENG.</b>                  |                 |                |             | Pressure; W/Saginaw Stg. Gear; ☆N ...                                       |                 |                |             |
|                                      | Cyl. ....  | ②70608          |                |             | Return; W/A.C. ....   | ✗70642          | ★              | 39859       |
|                                      | Pressure; W/Ford P.S. Pump; ☆C .....                     | 70626           |                |             | Return; W/O A.C. ....   | ✗70629          | ★30"           | 39859       |
|                                      | Return .....   | ✗80023          | ★28"           | 39861       | Return - Cooler To Pump .....   |                 | ★10"           |             |
|                                      | <b>V-8 289 ENG.</b>                                      |                 |                |             | <b>1966-1965</b>  |                 |                |             |
|                                      | Cyl. ....  | ②70640          |                |             | <b>6-CYL. 240 ENG.</b>  |                 |                |             |
|                                      | Pressure; W/Ford P.S. Pump; ☆C .....                     | 70626           |                |             | Pressure; W/Saginaw Stg. Gear; ☆N ...                                       |                 |                |             |
|                                      | Return .....   | ✗80023          | ★28"           | 39861       | Return .....  | ✗70629          | ★              | 39859       |
|                                      | <b>1964</b>  |                 |                |             | <b>V-8 289 ENG.</b>   |                 |                |             |
|                                      | <b>6-CYL. 144 ENG.; 6-CYL. 170 ENG.; 6-CYL. 200 ENG.</b> |                 |                |             | Pressure; W/Eaton P.S. Pump;  |                 |                |             |
|                                      | Cyl. ....  | ②70608          |                |             | W/Saginaw Stg. Gear; ☆A .....   | 71308           |                |             |
|                                      | <b>V-8 260 ENG.</b>                                      |                 |                |             | Pressure; W/Ford P.S. Pump;   |                 |                |             |
|                                      | Pressure .....   | 80022           |                |             | W/Saginaw Stg. Gear; ☆C .....   | 71306           |                |             |
|                                      | Return .....   | ✗80023          | ★28"           | 39861       | Return; W/A.C. ....   | ✗70551          | ★              | 39135       |
|                                      | <b>1963</b>  |                 |                |             | Return; W/O A.C. ....   | ✗70629          | ★              | 39859       |
|                                      | <b>6-CYL. 144 ENG.; 6-CYL. 170 ENG.</b>                  |                 |                |             | <b>V-8 352 ENG.; V-8 390 ENG.</b>   |                 |                |             |
|                                      | Cyl. ....  | ②70608          |                |             | Pressure; W/Ford Stg. Gear; ☆P .....  |                 |                |             |
|                                      | <b>V-8 260 ENG.</b>                                      |                 |                |             | Pressure; W/Saginaw Stg. Gear; ☆N ...                                       |                 |                |             |
|                                      | Pressure .....   | 80022           |                |             | Return; W/A.C. ....   | ✗70551          | ★              | 39135       |
|                                      | Return .....   | ✗80023          | ★28"           | 39861       |   |                 |                |             |

**ILLUSTRATIONS**

\* Cut From C.P.E. 3/8" I.D. Hose: 71350 (48"), 81352 (25').  
 † Cut From S.A.E. 11/32" I.D. Hose: 80062 (12"), 80063 (24"), 80064 (36"), 81353 (25').  
 ★ Cut From S.A.E. 3/8" I.D. Hose: 71224 (24"), 71236 (36"), 71206 (48"), 81206 (25'). May Also Use 3/8" C.P.E.  
 ❖ Cut From S.A.E. 5/8" I.D. Hose: 71351 (36").  
 □ Cut From 1/2" I.D. Suction Hose: 71296 (36"), 81354 (10').  
 ❖ Cut From 5/8" I.D. Suction Hose: 71207 (42"), 81355 (10').  
 \* Cut From 3/4" I.D. Suction Hose: 71297 (36"), 81356 (10').  
 ☆ See Page A14 For Pump or Gear Identification.

② Two Required.  
 ③ Three Required.  
 ④ Four Required.  
 ✗ Cut To Fit.  
 ❖ Replaces Both Upper and Lower Hose.  
 ▲ 252660 Adaptor Required For Some Models.  
 ❖ See Page A6 For Installation Procedure.

# Power Steering Hose for Passenger Cars

| Application   | Assembly Number | Multi-Use Hose | End Fitting | Application   | Assembly Number | Multi-Use Hose | End Fitting |
|---|-----------------|----------------|-------------|---|-----------------|----------------|-------------|
| <b>FORD - Continued</b>                                       |                 |                |             | <b>FORD - Continued</b>   |                 |                |             |
| <b>GALAXIE - Continued</b>                                    |                 |                |             | <b>GALAXIE 500 - Continued</b>  |                 |                |             |
| <b>1966-1965 - Continued</b>                                  |                 |                |             | <b>1971</b>   |                 |                |             |
| <b>V-8 352 ENG.; V-8 390 ENG. - Continued</b>                 |                 |                |             | <b>6-CYL. 240 ENG.</b>  |                 |                |             |
| Return; W/O A.C. ....   | ≠70629          | ★25"           | 39859       | Return .....  | ≠80114          | ★              | 39859       |
| Return - Cooler To Pump .....                                 |                 | ★              |             | <b>V-8 302 ENG.; V-8 351 ENG.; V-8 390 ENG.; V-8 400 ENG.; V-8 429 ENG.</b> |                 |                |             |
| <b>1964</b>   |                 |                |             | <b>Pressure .....</b>   |                 |                |             |
| <b>V-8 289 ENG.</b>   |                 |                |             | <b>70660</b>  |                 |                |             |
| Cyl. ....   | ②70579          |                |             | Return - Cooler To Pump .....   |                 | ★20"           |             |
| Pressure .....  | 70612           |                |             | Return - From Gear; W/Cooler .....  | ≠80114          | ★26"           | 39859       |
| Return; W/A.C. ....   |                 | ★              |             | <b>GRAN TORINO</b>  |                 |                |             |
| Return; W/O A.C. ....   |                 | ★25"           |             | <b>1976-1975</b>  |                 |                |             |
| <b>V-8 352 ENG.; V-8 390 ENG.</b>                             |                 |                |             | <b>V-8 351 ENG.</b>   |                 |                |             |
| Cyl. ....   | ②70579          |                |             | Pressure; W/Ford Stg. Gear; W/O Po-   | 71262           |                |             |
| Pressure; W/O A.C. ....                                       | 70612           |                |             | lice, Taxi Pkg.; W/Modified Eng.; ☆P  |                 |                |             |
| Return; W/O A.C. ....   |                 | ★18"           |             | Pressure; W/Ford Stg. Gear; W/O Po-   | 70674           |                |             |
| <b>1963</b>   |                 |                |             | Pressure; W/Saginaw Stg. Gear; ☆N ...                                       | 70704           |                |             |
| <b>6-CYL. 223 ENG.</b>  |                 |                |             | Return - Cooler To Pump .....   |                 | ★18"           |             |
| Cyl. ....   | ②70579          |                |             | Return - From Gear; W/Cooler .....  | ≠80031          | ★21"           | 39859       |
| Pressure; W/O A.C. ....                                       | 70612           |                |             | <b>V-8 400 ENG.; V-8 460 ENG.</b>   |                 |                |             |
| Return; W/O A.C. ....   |                 | ★              |             | Pressure; W/Ford Stg. Gear; W/O Po-   | 71262           |                |             |
| <b>V-8 260 ENG.; V-8 289 ENG.</b>                             |                 |                |             | Pressure; W/Saginaw Stg. Gear; ☆N ...                                       | 70704           |                |             |
| Cyl. ....   | ②70579          |                |             | Return - Cooler To Pump .....   |                 | ★18"           |             |
| Pressure; W/O A.C. ....                                       | 70612           |                |             | Return - From Gear; W/Cooler .....  | ≠80031          | ★21"           | 39859       |
| Return; W/O A.C. ....   |                 | ★              |             | <b>1974</b>   |                 |                |             |
| <b>V-8 352 ENG.; V-8 390 ENG.</b>                             |                 |                |             | <b>6-CYL. 250 ENG.</b>  |                 |                |             |
| Cyl. ....   | ②70579          |                |             | Return .....  | ≠80031          | ★              | 39859       |
| Pressure .....  | 70612           |                |             | <b>V-8 302 ENG.; V-8 351 ENG.; V-8 400 ENG.</b>                             |                 |                |             |
| Return .....  |                 | ★18"           |             | Pressure; W/Ford Stg. Gear; ☆P .....  | 70674           |                |             |
| <b>GALAXIE 500</b>  |                 |                |             | Pressure; W/Saginaw Stg. Gear; ☆N ...                                       | 70704           |                |             |
| <b>1974</b>   |                 |                |             | Return - Cooler To Pump .....   |                 | ★18"           |             |
| <b>V-8 351 ENG.; V-8 400 ENG.</b>                             |                 |                |             | Return - From Gear; W/Cooler .....  | ≠80031          | ★21"           | 39859       |
| Pressure .....  | 91848           |                |             | <b>1973</b>   |                 |                |             |
| Return - Cooler To Pump .....                                 |                 | ★28"           |             | <b>V-8 351 ENG.; V-8 400 ENG.</b>   |                 |                |             |
| Return - From Gear; W/Cooler .....                            | ≠80031          | ★42"           | 39859       | Pressure .....  | 91848           |                |             |
| <b>V-8 460 ENG.</b>   |                 |                |             | Return - Cooler To Pump .....   |                 | ★28"           |             |
| Pressure; W/A.C.; May 1 & Older .....                         | 80189           |                |             | Return - From Gear; W/Cooler .....  | ≠80031          | ★42"           | 39859       |
| Pressure; W/A.C.; May 2 & Newer .....                         | 70677           |                |             | <b>V-8 429 ENG.; V-8 460 ENG.</b>   |                 |                |             |
| Pressure; W/O A.C. ....                                       | 80189           |                |             | Pressure .....  | 80189           |                |             |
| Return - Cooler To Pump .....                                 |                 | ★28"           |             | Return - Cooler To Pump .....   |                 | ★28"           |             |
| Return - From Gear; W/Cooler .....                            | ≠80031          | ★42"           | 39859       | Return - From Gear; W/Cooler .....  | ≠80031          | ★42"           | 39859       |
| <b>1973</b>   |                 |                |             | <b>V-8 429 ENG.; V-8 460 ENG.</b>   |                 |                |             |
| <b>V-8 351 ENG.; V-8 400 ENG.</b>                             |                 |                |             | <b>Pressure; W/Ford Stg. Gear; ☆P .....</b>                                 |                 |                |             |
| Pressure .....  | 91848           |                |             | 71262   |                 |                |             |
| Return - Cooler To Pump .....                                 |                 | ★28"           |             | Pressure; W/Saginaw Stg. Gear; ☆N ...                                       | 70704           |                |             |
| Return - From Gear; W/Cooler .....                            | ≠80031          | ★42"           | 39859       | Return - Cooler To Pump .....   |                 | ★18"           |             |
| <b>V-8 429 ENG.; V-8 460 ENG.</b>                             |                 |                |             | Return - From Gear; W/Cooler .....  | ≠80031          | ★21"           | 39859       |
| Pressure .....  | 80189           |                |             | <b>1972</b>   |                 |                |             |
| Return - Cooler To Pump .....                                 |                 | ★28"           |             | <b>6-CYL. 240 ENG.</b>  |                 |                |             |
| Return - From Gear; W/Cooler .....                            | ≠80031          | ★42"           | 39859       | Return .....  | ≠80114          | ★26"           | 39859       |
| <b>1972</b>   |                 |                |             | <b>V-8 302 ENG.; V-8 351 ENG.; V-8 400 ENG.; V-8 429 ENG.</b>               |                 |                |             |
| <b>6-CYL. 240 ENG.</b>  |                 |                |             | Pressure; Mar. 13 & Older .....   | 71262           |                |             |
| Return .....  | ≠80114          | ★26"           | 39859       | Pressure; Mar. 14 & Newer .....   | 91848           |                |             |
| <b>V-8 302 ENG.; V-8 351 ENG.; V-8 400 ENG.; V-8 429 ENG.</b> |                 |                |             | Return - Cooler To Pump .....   |                 | ★26"           |             |
| Pressure; Mar. 13 & Older .....                               | 71262           |                |             | Return - From Gear; W/Cooler .....  | ≠80031          | ★26"           | 39859       |
| Pressure; Mar. 14 & Newer .....                               | 91848           |                |             | <b>1971</b>   |                 |                |             |
| Return - Cooler To Pump .....                                 |                 | ★26"           |             | <b>6-CYL. 250 ENG.</b>  |                 |                |             |
| Return - From Gear; W/Cooler .....                            | ≠80031          | ★26"           | 39859       | Return .....  | ≠80031          | ★              | 39859       |

\* Cut From C.P.E. 3/8" I.D. Hose: 71350 (48"), 81352 (25").  
 † Cut From S.A.E. 11/32" I.D. Hose: 80062 (12"), 80063 (24"), 80064 (36"), 81353 (25").  
 ★ Cut From S.A.E. 3/8" I.D. Hose: 71224 (24"), 71236 (36"), 71206 (48"), 81206 (25"). May Also Use 3/8" C.P.E.  
 ❖ Cut From S.A.E. 5/8" I.D. Hose: 71351 (36").  
 □ Cut From 1/2" I.D. Suction Hose: 71296 (36"), 81354 (10').  
 ❖ Cut From 5/8" I.D. Suction Hose: 71207 (42"), 81355 (10').  
 \* Cut From 3/4" I.D. Suction Hose: 71297 (36"), 81356 (10').  
 ☆ See Page A14 For Pump or Gear Identification.

② Two Required.  
 ③ Three Required.  
 ④ Four Required.  
 ≠ Cut To Fit.  
 \* Replaces Both Upper and Lower Hose.  
 ▲ 252660 Adaptor Required For Some Models.  
 ❖ See Page A6 For Installation Procedure.

**SYSTEM PUMP & GEAR IDENT.**

**SYSTEM & COMPONENT IDENT.**

**PASS. CARS**

**LIGHT TRUCKS**

**MEDIUM/HEAVY TRUCKS**

**BUSES**

**HOSE NUMERICAL**

**REPAIR KITS**

**KIT NUMERICAL**

**ILLUSTRATIONS**



# Power Steering Hose for Passenger Cars

| Application   | Assembly Number | Multi-Use Hose | End Fitting | Application   | Assembly Number | Multi-Use Hose | End Fitting |
|---|-----------------|----------------|-------------|---|-----------------|----------------|-------------|
| <b>FORD - Continued</b>   |                 |                |             | <b>FORD - Continued</b>   |                 |                |             |
| <b>GRANADA - Continued</b>  |                 |                |             | <b>GRANADA - Continued</b>  |                 |                |             |
| <b>1977 - Continued</b>   |                 |                |             | <b>1976 - Continued</b>   |                 |                |             |
| <b>V-8 302 ENG.; V-8 351 ENG.</b>   |                 |                |             | <b>6-CYL. 250 ENG. - Continued</b>  |                 |                |             |
| Cyl.; Conventional System.....  | ②80028          |                |             | Cyl.; Hydroboost System W/O Skid Control; W/Flared Fitting.....   | ②70640          |                |             |
| Pressure - Control Valve End; Conventional System.....  | 80029           |                |             | Cyl.; Hydroboost System W/O Skid Control; W/O-Ring Fitting.....   | ②80028          |                |             |
| Pressure - Hydroboost To Control Valve (Control Valve End); Hydroboost System.....                                    | 70723           |                |             | Cyl.; Hydroboost System W/Skid Control; W/Flared Fitting.....   | ②70640          |                |             |
| Pressure - Hydroboost To Control Valve (Hydroboost End); Hydroboost System.....                                       | 80032           |                |             | Cyl.; Hydroboost System W/Skid Control; W/O-Ring Fitting.....   | ②80028          |                |             |
| Pressure - Pump End; Conventional System; W/A.C.....  | 71346           |                |             | Pressure; Conventional System; W/Flared Fitting; Apr. 4, 1976 & Older.....  | 80155           |                |             |
| Pressure - Pump End; Conventional System; W/O A.C.....  | 80149           |                |             | Pressure; Conventional System; W/O-Ring Fitting; Apr. 5, 1976 & Newer.....  | 80027           |                |             |
| Pressure - Pump To Hydroboost (Hydroboost End); Hydroboost System ...   | 70724           |                |             | Pressure - Hydroboost To Control Valve (Control Valve End); Hydroboost System W/O Skid Control; W/O-Ring Fitting..... | 70723           |                |             |
| Pressure - Pump To Hydroboost (Pump End); Hydroboost System.....  | 70721           |                |             | Pressure - Pump To Hydroboost (Pump End); Hydroboost System W/O Skid Control; W/Flared Fitting.....                   | 70726           |                |             |
| Return - Control Valve End; Conventional System.....  | ③70737          |                |             | Pressure - Pump To Hydroboost (Pump End); Hydroboost System W/O Skid Control; W/O-Ring Fitting.....                   | 80034           |                |             |
| Return - Control Valve To Filter; Hydroboost System.....  | ④80113          | ★              | 39860       | Return; Conventional System; W/Flared Fitting.....  | ④80113          | ★              | 39860       |
| Return - Filter To Pump; Hydroboost System.....   |                 | ★              |             | Return; Conventional System; W/O-Ring Fitting.....  | ④80030          |                |             |
| Return - Hydroboost To Pump; Hydroboost System.....   |                 | ★              |             | Return - Control Valve To Cooler; Hydroboost System.....  | ④80113          | ★              | 39860       |
| <b>1976</b>   |                 |                |             | <b>V-8 302 ENG.; V-8 351 ENG.</b>   |                 |                |             |
| <b>6-CYL. 200 ENG.</b>  |                 |                |             | Cyl.; Conventional System; W/Flared Fitting; Apr. 4, 1976 & Older.....  |                 |                |             |
| Cyl.; Conventional System.....  | ②70640          |                |             | Cyl.; Conventional System; W/O-Ring Fitting; Apr. 5, 1976 & Newer.....  | ②80028          |                |             |
| Cyl.; Hydroboost System W/O Skid Control; W/Flared Fitting.....   | ②70640          |                |             | Cyl.; Hydroboost System W/O Skid Control; W/Flared Fitting.....   | ②70640          |                |             |
| Cyl.; Hydroboost System W/O Skid Control; W/O-Ring Fitting.....   | ②80028          |                |             | Cyl.; Hydroboost System W/O Skid Control; W/O-Ring Fitting.....   | ②80028          |                |             |
| Cyl.; Hydroboost System W/Skid Control; W/Flared Fitting.....   | ②70640          |                |             | Cyl.; Hydroboost System W/Skid Control; W/Flared Fitting.....   | ②70640          |                |             |
| Cyl.; Hydroboost System W/Skid Control; W/O-Ring Fitting.....   | ②80028          |                |             | Cyl.; Hydroboost System W/Skid Control; W/O-Ring Fitting.....   | ②80028          |                |             |
| Pressure; Conventional System.....  | 80157           |                |             | Pressure - Control Valve End; Conventional System; W/Flared Fitting; Apr. 4, 1976 & Older.....                        | 70679           |                |             |
| Pressure - Hydroboost To Control Valve (Control Valve End); Hydroboost System W/O Skid Control; W/O-Ring Fitting..... | 70723           |                |             | Pressure - Control Valve End; Conventional System; W/O-Ring Fitting; Apr. 5, 1976 & Newer.....                        | 80029           |                |             |
| Pressure - Pump To Hydroboost (Pump End); Hydroboost System W/O Skid Control; W/Flared Fitting.....                   | 70726           |                |             | Pressure - Hydroboost To Control Valve (Control Valve End); Hydroboost System W/O Skid Control; W/O-Ring Fitting..... | 70723           |                |             |
| Pressure - Pump To Hydroboost (Pump End); Hydroboost System W/O Skid Control; W/O-Ring Fitting.....                   | 80034           |                |             | Pressure - Pump End; Conventional System; W/A.C.; W/Flared Fitting; Apr. 4, 1976 & Older.....                         | 71345           |                |             |
| Return; Conventional System.....  | ④80113          | ★              | 39860       |   |                 |                |             |
| Return - Control Valve To Filter; Hydroboost System.....  | ④80113          | ★              | 39860       |   |                 |                |             |
| Return - Cooler To Pump; Hydroboost System W/O Skid Control.....  |                 | ★              |             |   |                 |                |             |
| Return - Cooler To Pump; Hydroboost System W/Skid Control.....  |                 | ★              |             |   |                 |                |             |
| Return - Hydroboost To Pump; Hydroboost System W/O Skid Control.....  |                 | ★              |             |   |                 |                |             |
| Return - Tee To Pump; Hydroboost System W/Skid Control.....   |                 | ★              |             |   |                 |                |             |
| <b>6-CYL. 250 ENG.</b>  |                 |                |             |   |                 |                |             |
| Cyl.; Conventional System; W/Flared Fitting; Apr. 4, 1976 & Older.....  | ②70640          |                |             |   |                 |                |             |
| Cyl.; Conventional System; W/O-Ring Fitting; Apr. 5, 1976 & Newer.....  | ②80028          |                |             |   |                 |                |             |

\* Cut From C.P.E. 3/8" I.D. Hose: 71350 (48"), 81352 (25").  
 † Cut From S.A.E. 11/32" I.D. Hose: 80062 (12"), 80063 (24"), 80064 (36"), 81353 (25").  
 ★ Cut From S.A.E. 3/8" I.D. Hose: 71224 (24"), 71236 (36"), 71206 (48"), 81206 (25"). May Also Use 3/8" C.P.E.  
 ♣ Cut From S.A.E. 5/8" I.D. Hose: 71351 (36").  
 □ Cut From 1/2" I.D. Suction Hose: 71296 (36"), 81354 (10').  
 ❖ Cut From 5/8" I.D. Suction Hose: 71207 (42"), 81355 (10').  
 ✱ Cut From 3/4" I.D. Suction Hose: 71297 (36"), 81356 (10').  
 ☆ See Page A14 For Pump or Gear Identification.

② Two Required.  
 ③ Three Required.  
 ④ Four Required.  
 ④ Cut To Fit.  
 ♣ Replaces Both Upper and Lower Hose.  
 ▲ 252660 Adaptor Required For Some Models.  
 ♣ See Page A6 For Installation Procedure.

**SYSTEM PUMP & GEAR IDENT.**

**SYSTEM & COMPONENT IDENT.**

**PASS. CARS**

**LIGHT TRUCKS**

**MEDIUM/HEAVY TRUCKS**

**BUSES**

**HOSE NUMERICAL**

**REPAIR KITS**

**KIT NUMERICAL**

**ILLUSTRATIONS**



# Power Steering Hose for Passenger Cars

|                                      | Application   | Assembly Number | Multi-Use Hose | End Fitting | Application   | Assembly Number | Multi-Use Hose | End Fitting |
|--------------------------------------|---|-----------------|----------------|-------------|---|-----------------|----------------|-------------|
| <b>SYSTEM PUMP &amp; GEAR IDENT.</b> | <b>FORD - Continued</b>   |                 |                |             | <b>FORD - Continued</b>   |                 |                |             |
|                                      | <b>GRANADA - Continued</b>  |                 |                |             | <b>GRANADA - Continued</b>  |                 |                |             |
|                                      | <b>1976 - Continued</b>   |                 |                |             | <b>1975 - Continued</b>   |                 |                |             |
|                                      | <b>V-8 302 ENG.; V-8 351 ENG. - Continued</b>   |                 |                |             | <b>6-CYL. 250 ENG.</b>  |                 |                |             |
| <b>SYSTEM &amp; COMPONENT IDENT.</b> | Pressure - Pump End; Conventional System; W/A.C.; W/O-Ring Fitting; Apr. 5, 1976 & Newer.....       | 71346           |                |             | Cyl.....  | ②70640          |                |             |
|                                      | Pressure - Pump End; Conventional System; W/O A.C.; W/Flared Fitting; Apr. 4, 1976 & Older.....     | 80161           |                |             | Pressure; Conventional System.....  | 80155           |                |             |
|                                      | Pressure - Pump End; Conventional System; W/O A.C.; W/O-Ring Fitting; Apr. 5, 1976 & Newer.....     | 80149           |                |             | Pressure - Hydroboost To Control Valve (Control Valve End); Hydroboost System W/O Skid Control..... | 70679           |                |             |
| <b>PASS. CARS</b>                    | Pressure - Pump To Hydroboost (Pump End); Hydroboost System W/O Skid Control; W/O-Ring Fitting..... | 70721           |                |             | Pressure - Hydroboost To Control Valve (Hydroboost End); Hydroboost System W/Skid Control.....      | 70653           |                |             |
|                                      | Return - Control Valve End; Conventional System; W/Flared Fitting.....                              | 80159           |                |             | Pressure - Pump To Hydroboost (Hydroboost End); Hydroboost System W/O Skid Control.....             | 80155           |                |             |
|                                      | Return - Control Valve End; Conventional System; W/O-Ring Fitting.....                              | ③70737          |                |             | Pressure - Pump To Hydroboost (Pump End); Hydroboost System W/O Skid Control.....                   | 70726           |                |             |
| <b>LIGHT TRUCKS</b>                  | Return - Control Valve To Cooler; Hydroboost System W/O Skid Control; W/O-Ring Fitting.....         | ✗80031          |                |             | Pressure - Skid Control To Hydroboost (Hydroboost End); Hydroboost System W/Skid Control.....       | 70721           |                |             |
|                                      | Return - Control Valve To Cooler; Hydroboost System; W/Flared Fitting.....                          | ✗80113          | ★              | 39860       | Return; Conventional System.....  | ✗80113          | ★              | 39860       |
|                                      | Return - Cooler To Pump; Hydroboost System W/O Skid Control.....                                    |                 | ★              |             | Return - Control Valve To Cooler; Hydroboost System W/O Skid Control...                             | ✗80031          |                |             |
|                                      | Return - Cooler To Pump; Hydroboost System W/Skid Control.....                                      |                 | ★              |             | Return - Control Valve To Cooler; Hydroboost System W/Skid Control.....                             | ✗80031          |                |             |
| <b>MEDIUM/HEAVY TRUCKS</b>           | Return - Hydroboost To Pump; Hydroboost System W/O Skid Control.....                                |                 | ★              |             | Return - Cooler To Pump; Hydroboost System W/O Skid Control.....                                    |                 | ★              |             |
|                                      | Return - Pump End; Conventional System; W/Flared Fitting.....                                       |                 | ★30"           |             | Return - Cooler To Pump; Hydroboost System W/Skid Control.....                                      |                 | ★              |             |
|                                      | Return - Tee To Pump; Hydroboost System W/Skid Control.....   |                 | ★              |             | Return - Hydroboost To Pump; Hydroboost System W/O Skid Control.....                                |                 | ★              |             |
|                                      |   |                 |                |             | Return - Tee To Pump; Hydroboost System W/Skid Control.....   |                 | ★              |             |
| <b>BUSES</b>                         | <b>1975</b>   |                 |                |             | <b>V-8 302 ENG.</b>   |                 |                |             |
|                                      | <b>6-CYL. 200 ENG.</b>  |                 |                |             | Cyl.....  | ②70640          |                |             |
|                                      | Cyl.....  | ②70640          |                |             | Pressure - Control Valve End; Conventional System.....  | 70679           |                |             |
|                                      | Pressure; Conventional System.....  | 80157           |                |             | Pressure - Hydroboost To Control Valve (Control Valve End); Hydroboost System W/O Skid Control..... | 70679           |                |             |
| <b>HOSE NUMERICAL</b>                | Pressure - Hydroboost To Control Valve (Control Valve End); Hydroboost System W/O Skid Control..... | 70679           |                |             | Pressure - Hydroboost To Control Valve (Hydroboost End); Hydroboost System W/Skid Control.....      | 70653           |                |             |
|                                      | Pressure - Hydroboost To Control Valve (Hydroboost End); Hydroboost System W/Skid Control.....      | 70653           |                |             | Pressure - Pump End; Conventional System; Feb. 17 & Older.....                                      | 71345           |                |             |
|                                      | Pressure - Pump To Hydroboost (Hydroboost End); Hydroboost System W/O Skid Control.....             | 80155           |                |             | Pressure - Pump End; Conventional System; Feb. 18 & Newer.....                                      | 70682           |                |             |
|                                      | Pressure - Pump To Hydroboost (Pump End); Hydroboost System W/O Skid Control.....                   | 70726           |                |             | Pressure - Pump To Hydroboost (Hydroboost End); Hydroboost System W/O Skid Control.....             | 80155           |                |             |
| <b>REPAIR KITS</b>                   | Pressure - Skid Control To Hydroboost (Hydroboost End); Hydroboost System W/Skid Control.....       | 70721           |                |             | Pressure - Pump To Hydroboost (Pump End); Hydroboost System W/O Skid Control.....                   | 80034           |                |             |
|                                      | Return; Conventional System.....  | ✗80113          | ★              | 39860       | Pressure - Skid Control To Hydroboost (Hydroboost End); Hydroboost System W/Skid Control.....       | 70721           |                |             |
|                                      | Return - Control Valve To Cooler; Hydroboost System W/O Skid Control...                             | ✗80031          |                |             | Return; Conventional System; W/Flared Fitting.....  | 80159           |                |             |
|                                      | Return - Control Valve To Cooler; Hydroboost System W/Skid Control.....                             | ✗80031          |                |             | Return; Conventional System; W/O-Ring Fitting.....  | ③70737          |                |             |
| <b>KIT NUMERICAL</b>                 | Return - Cooler To Pump; Hydroboost System W/O Skid Control.....                                    |                 | ★              |             | Return - Control Valve To Cooler; Hydroboost System W/O Skid Control...                             | ✗80031          |                |             |
|                                      | Return - Cooler To Pump; Hydroboost System W/Skid Control.....                                      |                 | ★              |             | Return - Control Valve To Cooler; Hydroboost System W/Skid Control.....                             | ✗80031          |                |             |
|                                      | Return - Hydroboost To Pump; Hydroboost System W/O Skid Control.....                                |                 | ★              |             | Return - Cooler To Pump; Hydroboost System W/O Skid Control.....                                    |                 | ★              |             |
|                                      | Return - Tee To Pump; Hydroboost System W/Skid Control.....   |                 | ★              |             |   |                 |                |             |

- \* Cut From C.P.E. 3/8" I.D. Hose: 71350 (48"), 81352 (25').
- † Cut From S.A.E. 11/32" I.D. Hose: 80062 (12"), 80063 (24"), 80064 (36"), 81353 (25').
- ★ Cut From S.A.E. 3/8" I.D. Hose: 71224 (24"), 71236 (36"), 71206 (48"), 81206 (25'). May Also Use 3/8" C.P.E.
- ♣ Cut From S.A.E. 5/8" I.D. Hose: 71351 (36").
- Cut From 1/2" I.D. Suction Hose: 71296 (36"), 81354 (10').
- ♣ Cut From 5/8" I.D. Suction Hose: 71207 (42"), 81355 (10').
- ✦ Cut From 3/4" I.D. Suction Hose: 71297 (36"), 81356 (10').
- ☆ See Page A14 For Pump or Gear Identification.

- ② Two Required.
- ③ Three Required.
- ④ Four Required.
- ✗ Cut To Fit.
- ♣ Replaces Both Upper and Lower Hose.
- ▲ 252660 Adaptor Required For Some Models.
- ♣ See Page A6 For Installation Procedure.

# Power Steering Hose for Passenger Cars

| Application   | Assembly Number | Multi-Use Hose | End Fitting | Application                                       | Assembly Number | Multi-Use Hose | End Fitting |
|---|-----------------|----------------|-------------|---|-----------------|----------------|-------------|
| <b>FORD - Continued</b>   |                 |                |             | <b>FORD - Continued</b>                           |                 |                |             |
| <b>GRANADA - Continued</b>  |                 |                |             | <b>LTD - Continued</b>                            |                 |                |             |
| <b>1975 - Continued</b>   |                 |                |             | <b>1986 - Continued</b>                           |                 |                |             |
| <b>V-8 302 ENG. - Continued</b>   |                 |                |             | <b>V-6 3.8 L ENG. - Continued</b>                 |                 |                |             |
| Return - Cooler To Pump; Hydroboost System W/Skid Control.....                                      |                 | ★              |             | Return; W/Factory Inst. A.C.; Exc. Canada.....    | %<71116         | ★24"           |             |
| Return - Hydroboost To Pump; Hydroboost System W/O Skid Control.....                                |                 | ★              |             | <b>V-8 5.0 L ENG.</b>                             |                 |                |             |
| Return - Tee To Pump; Hydroboost System W/Skid Control.....   |                 | ★              |             | Pressure; Country Squire.....                     | 71044           |                |             |
| <b>V-8 351 ENG.</b>   |                 |                |             | Pressure; W/O Police Pkg.; Crown Victoria.....    | 71180           |                |             |
| Cyl.....  | ②70640          |                |             | Pressure; W/Police Pkg.; Crown Victoria.....      | 91886           |                |             |
| Pressure - Control Valve End; Conventional System.....  | 70679           |                |             | Return; W/O Cooler; Country Squire.....           |                 | ★9"            |             |
| Pressure - Hydroboost To Control Valve (Control Valve End); Hydroboost System W/O Skid Control..... | 70679           |                |             | Return; W/O Cooler; Crown Victoria.....           | %<71116         | ★18"           |             |
| Pressure - Hydroboost To Control Valve (Hydroboost End); Hydroboost System W/Skid Control.....      | 70653           |                |             | Return - From Gear; W/Cooler; Country Squire..... |                 | ★13"           |             |
| Pressure - Pump End; Conventional System.....   | 71345           |                |             | Return - From Gear; W/Cooler; Crown Victoria..... |                 | ★18"           |             |
| Pressure - Pump To Hydroboost (Hydroboost End); Hydroboost System W/O Skid Control.....             | 80155           |                |             | Return - To Pump; W/Cooler; Country Squire.....   |                 | ★25"           |             |
| Pressure - Pump To Hydroboost (Pump End); Hydroboost System W/O Skid Control.....                   | 80034           |                |             | Return - To Pump; W/Cooler; Crown Victoria.....   |                 | ★22"           |             |
| Pressure - Skid Control To Hydroboost (Hydroboost End); Hydroboost System W/Skid Control.....       | 70721           |                |             | <b>V-8 5.8 L ENG.</b>                             |                 |                |             |
| Return; Conventional System; W/Flared Fitting.....  | 80159           |                |             | Pressure.....                                     | 71044           |                |             |
| Return; Conventional System; W/O-Ring Fitting.....  | ③70737          |                |             | Return; W/O Cooler.....                           |                 | ★9"            |             |
| Return - Control Valve To Cooler; Hydroboost System W/O Skid Control...                             | %<80031         |                |             | Return - From Gear; W/Cooler.....                 |                 | ★13"           |             |
| Return - Control Valve To Cooler; Hydroboost System W/Skid Control.....                             | %<80031         |                |             | Return - To Pump; W/Cooler.....                   |                 | ★25"           |             |
| Return - Cooler To Pump; Hydroboost System W/O Skid Control.....                                    |                 | ★              |             | <b>1985</b>                                       |                 |                |             |
| Return - Cooler To Pump; Hydroboost System W/Skid Control.....                                      |                 | ★              |             | <b>4-CYL. 2.3 L ENG.</b>                          |                 |                |             |
| Return - Hydroboost To Pump; Hydroboost System W/O Skid Control.....                                |                 | ★              |             | Pressure; W/Fleet, Taxi, Trlr. Tow. Pkg. ....     | 91886           |                |             |
| Return - Tee To Pump; Hydroboost System W/Skid Control.....   |                 | ★              |             | Pressure; W/O Fleet, Taxi, Trlr. Tow. Pkg. ....   | 71180           |                |             |
|   |                 |                |             | Return; W/Fleet, Taxi, Trlr. Tow. Pkg. ...        | %<71116         |                |             |
|   |                 |                |             | Return; W/O Fleet, Taxi, Trlr. Tow. Pkg. ....     | %<71116         | ★18"           |             |
| <b>LTD</b>  |                 |                |             | <b>V-6 3.8 L ENG.</b>                             |                 |                |             |
| <b>1986</b>   |                 |                |             | Pressure; Canada.....                             | 91504           |                |             |
| <b>4-CYL. 2.3 L ENG.</b>  |                 |                |             | Pressure; W/Dealer Inst. A.C.; Exc. Canada.....   | 71180           |                |             |
| Pressure; W/Fleet, Taxi, Trlr. Tow. Pkg. ....   | 91886           |                |             | Pressure; W/Factory Inst. A.C.; Exc. Canada.....  | 71235           |                |             |
| Pressure; W/O Fleet, Taxi, Trlr. Tow. Pkg. ....   | 71180           |                |             | Return; Canada.....                               | %<71116         |                |             |
| Return; W/Fleet, Taxi, Trlr. Tow. Pkg. ...  | %<71116         |                |             | Return; W/Dealer Inst. A.C.; Exc. Canada.....     | %<71116         |                |             |
| Return; W/O Fleet, Taxi, Trlr. Tow. Pkg. ....   | %<71116         | ★18"           |             | Return; W/Factory Inst. A.C.; Exc. Canada.....    | %<71116         | ★24"           |             |
| <b>V-6 3.8 L ENG.</b>   |                 |                |             | <b>V-8 5.0 L ENG.</b>                             |                 |                |             |
| Pressure; Canada.....   | 91504           |                |             | Pressure; Country Squire.....                     | 71044           |                |             |
| Pressure; W/Dealer Inst. A.C.; Exc. Canada.....   | 71180           |                |             | Pressure; W/O Police Pkg.; Base Model.....        | 71180           |                |             |
| Pressure; W/Factory Inst. A.C.; Exc. Canada.....  | 71235           |                |             | Pressure; W/O Police Pkg.; Crown Victoria.....    | 71180           |                |             |
| Return; Canada.....   | %<71116         |                |             | Pressure; W/Police Pkg.; Base Model ...           | 91886           |                |             |
| Return; W/Dealer Inst. A.C.; Exc. Canada.....   | %<71116         |                |             | Pressure; W/Police Pkg.; Crown Victoria.....      | 91886           |                |             |
|   |                 |                |             | Return; W/O Cooler; Base Model.....               | %<71116         | ★18"           |             |
|   |                 |                |             | Return; W/O Cooler; Country Squire.....           |                 | ★9"            |             |
|   |                 |                |             | Return; W/O Cooler; Crown Victoria.....           | %<71116         | ★18"           |             |
|   |                 |                |             | Return - From Gear; W/Cooler; Base Model.....     |                 | ★18"           |             |
|   |                 |                |             | Return - From Gear; W/Cooler; Country Squire..... |                 | ★13"           |             |
|   |                 |                |             | Return - From Gear; W/Cooler; Crown Victoria..... |                 | ★18"           |             |
|   |                 |                |             | Return - To Pump; W/Cooler; Base Model.....       |                 | ★22"           |             |

- \* Cut From C.P.E. 3/8" I.D. Hose: 71350 (48"), 81352 (25').
- † Cut From S.A.E. 1 1/32" I.D. Hose: 80062 (12"), 80063 (24"), 80064 (36"), 81353 (25').
- ★ Cut From S.A.E. 3/8" I.D. Hose: 71224 (24"), 71236 (36"), 71206 (48"), 81206 (25'). May Also Use 3/8" C.P.E.
- ❖ Cut From S.A.E. 5/8" I.D. Hose: 71351 (36").
- Cut From 1/2" I.D. Suction Hose: 71296 (36"), 81354 (10').
- ❖ Cut From 5/8" I.D. Suction Hose: 71207 (42"), 81355 (10').
- \* Cut From 3/4" I.D. Suction Hose: 71297 (36"), 81356 (10').
- ☆ See Page A14 For Pump or Gear Identification.

- ② Two Required.
- ③ Three Required.
- ④ Four Required.
- %< Cut To Fit.
- ⊙ Replaces Both Upper and Lower Hose.
- ▲ 252660 Adaptor Required For Some Models.
- ❖ See Page A6 For Installation Procedure.

SYSTEM PUMP & GEAR IDENT.

SYSTEM & COMPONENT IDENT.

PASS. CARS

LIGHT TRUCKS

MEDIUM/HEAVY TRUCKS

BUSES

HOSE NUMERICAL

REPAIR KITS

KIT NUMERICAL

ILLUSTRATIONS

# Power Steering Hose for Passenger Cars

|                                      | Application   | Assembly Number | Multi-Use Hose | End Fitting | Application   | Assembly Number | Multi-Use Hose | End Fitting |
|--------------------------------------|---|-----------------|----------------|-------------|---|-----------------|----------------|-------------|
| <b>SYSTEM PUMP &amp; GEAR IDENT.</b> | <b>FORD - Continued</b>   |                 |                |             | <b>FORD - Continued</b>   |                 |                |             |
| <b>SYSTEM &amp; COMPONENT IDENT.</b> | <b>LTD - Continued</b>  |                 |                |             | <b>LTD - Continued</b>  |                 |                |             |
|                                      | <b>1985 - Continued</b>   |                 |                |             | <b>1983</b>   |                 |                |             |
|                                      | <b>V-8 5.0 L ENG. - Continued</b>   |                 |                |             | <b>4-CYL. 2.3 L ENG.</b>  |                 |                |             |
|                                      | Return - To Pump; W/Cooler; Country Squire.....   |                 | ★25"           |             | Pressure; W/H.D. Cool.....  | 71212           |                |             |
|                                      | Return - To Pump; W/Cooler; Crown Victoria.....   |                 | ★22"           |             | Pressure; W/Std. Cool.....  | 71180           |                |             |
|                                      |   |                 |                |             | Return; W/H.D. Cool.....  | ☉71116          |                |             |
|                                      |   |                 |                |             | Return; W/Std. Cool.....  | ☉71116          | ★18"           |             |
|                                      | <b>V-8 5.8 L ENG.</b>   |                 |                |             | <b>6-CYL. 3.3 L ENG.</b>  |                 |                |             |
|                                      | Pressure.....   | 71044           |                |             | Pressure; W/H.D. Cool.....  | 71212           |                |             |
|                                      | Return; W/O Cooler.....   |                 | ★9"            |             | Pressure; W/Std. Cool.....  | 71180           |                |             |
|                                      | Return - From Gear; W/Cooler.....   |                 | ★13"           |             | Return; W/Std. Cool.....  | ☉71116          | ★14"           |             |
|                                      | Return - To Pump; W/Cooler.....   |                 | ★25"           |             | <b>V-6 3.8 L ENG.</b>   |                 |                |             |
| <b>PASS. CARS</b>                    | <b>1984</b>   |                 |                |             | Pressure; Canada.....   |                 |                |             |
|                                      | <b>4-CYL. 2.3 L ENG.</b>  |                 |                |             | Pressure; W/A.C.; W/Std. Cool.; Apr. 30 & Older; Exc. Canada.....   |                 |                |             |
|                                      | Pressure; W/Fleet, Taxi, Trlr. Tow. Pkg. Pressure; W/O Fleet, Taxi, Trlr. Tow. Pkg..... | 91886           |                |             | Pressure; W/H.D. Cool.; May 1 & Newer; Exc. Canada.....             | 71180           |                |             |
|                                      | Return; W/Fleet, Taxi, Trlr. Tow. Pkg. ... Pkg.....                                     | 71180           |                |             | Pressure; W/O A.C.; W/H.D. Cool.; Apr. 30 & Older; Exc. Canada..... | 91504           |                |             |
| <b>LIGHT TRUCKS</b>                  |   | ☉71116          |                |             | Pressure; W/O A.C.; W/Std. Cool.; Apr. 30 & Older; Exc. Canada..... | 91504           |                |             |
|                                      |   | ☉71116          | ★18"           |             | Pressure; W/Std. Cool.; May 1 & Newer; Exc. Canada.....             | 71235           |                |             |
|                                      | <b>V-6 3.8 L ENG.</b>   |                 |                |             | Return; Canada.....   |                 |                |             |
|                                      | Pressure; Canada.....   | 91504           |                |             | Return; W/A.C.; Apr. 30 & Older; Exc. Canada.....                   | ☉71116          | ★18"           |             |
|                                      | Pressure; W/Dealer Inst. A.C.; Exc. Canada.....   | 71180           |                |             | Return; W/H.D. Cool.; May 1 & Newer; Exc. Canada.....               | ☉71116          | ★18"           |             |
|                                      | Pressure; W/Factory Inst. A.C.; Exc. Canada.....  | 71235           |                |             | Return; W/O A.C.; W/H.D. Cool.; Apr. 30 & Older; Exc. Canada.....   | ☉71116          |                |             |
| <b>MEDIUM/HEAVY TRUCKS</b>           |   | ☉71116          |                |             | Return; W/O A.C.; W/Std. Cool.; Apr. 30 & Older; Exc. Canada.....   | ☉71116          | ★24"           |             |
|                                      | Return; W/Dealer Inst. A.C.; Exc. Canada.....   | ☉71116          |                |             | Return; W/Std. Cool.; May 1 & Newer; Exc. Canada.....               | ☉71116          | ★24"           |             |
|                                      | Return; W/Factory Inst. A.C.; Exc. Canada.....  | ☉71116          | ★24"           |             | <b>V-8 5.0 L ENG.; V-8 5.8 L ENG.</b>                               |                 |                |             |
|                                      | <b>V-8 5.0 L ENG.</b>   |                 |                |             | Pressure.....   |                 |                |             |
|                                      | Pressure; Country Squire.....   | 71044           |                |             | Return; W/O Cooler.....   | 71044           | ★9"            |             |
|                                      | Pressure; W/O Police Pkg.; Base Model.....  | 71180           |                |             | Return - From Gear; W/Cooler.....                                   |                 | ★13"           |             |
|                                      | Pressure; W/O Police Pkg.; Crown Victoria.....  | 71180           |                |             | Return - To Pump; W/Cooler.....                                     |                 | ★25"           |             |
|                                      | Pressure; W/Police Pkg.; Base Model... Pressure; W/Police Pkg.; Crown Victoria.....     | 91886           |                |             | <b>1982</b>   |                 |                |             |
|                                      | Return; W/O Cooler; Base Model.....   | ☉71116          | ★18"           |             | <b>V-8 4.2 L ENG.; V-8 5.0 L ENG.; V-8 5.8 L ENG. (CANADA)</b>      |                 |                |             |
|                                      | Return; W/O Cooler; Country Squire.....   |                 | ★9"            |             | Pressure.....   | 71044           |                |             |
|                                      | Return; W/O Cooler; Crown Victoria.....   | ☉71116          | ★18"           |             | Return; W/O Cooler; W/O Trlr. Tow. Pkg.....                         |                 |                |             |
|                                      | Return - From Gear; W/Cooler; Base Model.....   |                 | ★18"           |             | Return - From Gear; W/Cooler.....                                   |                 | ★9"            |             |
|                                      | Return - From Gear; W/Cooler; Country Squire.....                                       |                 | ★13"           |             | Return - To Pump; W/Cooler.....                                     |                 | ★13"           |             |
|                                      | Return - From Gear; W/Cooler; Crown Victoria.....                                       |                 | ★18"           |             | <b>1981</b>   |                 |                |             |
|                                      | Return - To Pump; W/Cooler; Base Model.....   |                 | ★22"           |             | <b>V-8 4.2 L ENG.; V-8 5.0 L ENG.; V-8 5.8 L ENG.</b>               |                 |                |             |
|                                      | Return - To Pump; W/Cooler; Country Squire.....   |                 | ★25"           |             | Pressure.....   | 71044           |                |             |
|                                      | Return - To Pump; W/Cooler; Crown Victoria.....   |                 | ★22"           |             | Return.....   | ☉70551          | ★20"           | 39135       |
| <b>REPAIR KITS</b>                   | <b>V-8 5.8 L ENG.</b>   |                 |                |             | <b>1980</b>   |                 |                |             |
|                                      | Pressure; Country Squire.....   | 71044           |                |             | <b>V-8 5.0 L ENG.; V-8 5.8 L ENG.</b>                               |                 |                |             |
|                                      | Return; W/O Cooler; Country Squire.....   |                 | ★9"            |             | Pressure.....   | 71044           |                |             |
|                                      | Return - From Gear; W/Cooler; Country Squire.....                                       |                 | ★13"           |             | Return.....   | ☉70551          | ★20"           | 39135       |
|                                      | Return - To Pump; W/Cooler; Country Squire.....   |                 | ★25"           |             | <b>1979</b>   |                 |                |             |
|                                      |   |                 |                |             | <b>V-8 302 ENG.; V-8 351 ENG.</b>                                   |                 |                |             |
|                                      |   |                 |                |             | Pressure.....   | 71044           |                |             |
|                                      |   |                 |                |             | Return; W/Cooler.....   | ☉70551          | ★18"           | 39135       |
|                                      |   |                 |                |             | Return; W/O Cooler.....   | ☉70518          | ★24"           | 39135       |

\* Cut From C.P.E. 3/8" I.D. Hose: 71350 (48"), 81352 (25").  
 † Cut From S.A.E. 11/32" I.D. Hose: 80062 (12"), 80063 (24"), 80064 (36"), 81353 (25").  
 ★ Cut From S.A.E. 3/8" I.D. Hose: 71224 (24"), 71236 (36"), 71206 (48"), 81206 (25"). May Also Use 3/8" C.P.E.  
 ♣ Cut From S.A.E. 5/8" I.D. Hose: 71351 (36").  
 □ Cut From 1/2" I.D. Suction Hose: 71296 (36"), 81354 (10').  
 ♠ Cut From 5/8" I.D. Suction Hose: 71207 (42"), 81355 (10').  
 ✱ Cut From 3/4" I.D. Suction Hose: 71297 (36"), 81356 (10').  
 ☆ See Page A14 For Pump or Gear Identification.

② Two Required.  
 ③ Three Required.  
 ④ Four Required.  
 ☉ Cut To Fit.  
 ☼ Replaces Both Upper and Lower Hose.  
 ▲ 252660 Adaptor Required For Some Models.  
 ♣ See Page A6 For Installation Procedure.

# Power Steering Hose for Passenger Cars

| Application  | Assembly Number | Multi-Use Hose | End Fitting | Application   | Assembly Number | Multi-Use Hose | End Fitting |
|--|-----------------|----------------|-------------|---|-----------------|----------------|-------------|
| <b>FORD - Continued</b>  |                 |                |             | <b>FORD - Continued</b>   |                 |                |             |
| <b>LTD - Continued</b>   |                 |                |             | <b>LTD - Continued</b>  |                 |                |             |
| <b>1978</b>  |                 |                |             | <b>1978 - Continued</b>   |                 |                |             |
| <b>V-8 302 ENG.</b>  |                 |                |             | <b>V-8 400 ENG. - Continued</b>   |                 |                |             |
| Pressure; Conventional System; W/Ford P.S. Pump; W/O Cooler; ☆C                    | 71009           |                |             | Return; Conventional System; W/Saginaw P.S. Pump; W/O Police Pkg.; ☆B       | ≈80154          | ★36"           | 39859       |
| Pressure; Conventional System; W/Saginaw P.S. Pump; W/O Police Pkg.; ☆B            | 71010           |                |             | Return - Cooler To Pump; Conventional System; W/Ford P.S. Pump; ☆C          |                 | ★31"           |             |
| Pressure - Hydroboost To Gear; Hydroboost System W/O Skid Control                  | 71023           |                |             | Return - Cooler To Pump; Hydroboost System W/O Skid Control                 |                 | ★              |             |
| Return; Conventional System; W/Ford P.S. Pump; W/O Cooler; ☆C                      |                 | ★12"           |             | Return - Gear To Cooler; Conventional System; W/Ford P.S. Pump; ☆C          |                 | ★30"           |             |
| Return; Conventional System; W/Saginaw P.S. Pump; W/O Police Pkg.; ☆B              | ≈80154          | ★36"           | 39859       | Return - Gear To Cooler; Hydroboost System W/O Skid Control                 | ≈80031          |                |             |
| Return - Cooler To Pump; Conventional System; W/Ford P.S. Pump; ☆C                 |                 | ★31"           |             | Return - Hydroboost To Pump; Hydroboost System W/O Skid Control             |                 | ★              |             |
| Return - Cooler To Pump; Hydroboost System W/O Skid Control                        |                 | ★              |             | <b>V-8 460 ENG.</b>   |                 |                |             |
| Return - Gear To Cooler; Conventional System; W/Ford P.S. Pump; ☆C                 |                 | ★30"           |             | Pressure; Conventional System; W/A.C.                                       | 70677           |                |             |
| Return - Gear To Cooler; Hydroboost System W/O Skid Control                        | ≈80031          |                |             | Pressure; Conventional System; W/O A.C.                                     | 71010           |                |             |
| Return - Hydroboost To Pump; Hydroboost System W/O Skid Control                    |                 | ★              |             | Pressure - Hydroboost To Gear; Hydroboost System W/O Skid Control           | 71023           |                |             |
| <b>V-8 351 ENG.</b>  |                 |                |             | Pressure - Pump To Hydroboost; Hydroboost System W/O Skid Control; W/A.C.   | 80134           |                |             |
| Pressure; Conventional System; W/Ford P.S. Pump; W/O Cooler; ☆C                    | 71009           |                |             | Pressure - Pump To Hydroboost; Hydroboost System W/O Skid Control; W/O A.C. | 70722           |                |             |
| Pressure; Conventional System; W/Saginaw P.S. Pump; W/O Police Pkg.; ☆B            | 71010           |                |             | Return; Conventional System; W/Ford P.S. Pump; W/Cooler; ☆C                 |                 | ★71"           |             |
| Pressure - Hydroboost To Gear; Hydroboost System W/O Skid Control                  | 71023           |                |             | Return; Conventional System; W/Saginaw P.S. Pump; W/Cooler; ☆B              |                 | ★27"           |             |
| Pressure - Pump To Hydroboost; Hydroboost System W/O Skid Control; W/Modified Eng. | 91898           |                |             | Return - Cooler To Pump; Hydroboost System W/O Skid Control                 |                 | ★              |             |
| Return; Conventional System; W/Ford P.S. Pump; W/O Cooler; ☆C                      |                 | ★12"           |             | Return - From Gear; Conventional System; W/Cooler                           | ≈80031          |                |             |
| Return; Conventional System; W/Saginaw P.S. Pump; W/O Police Pkg.; ☆B              | ≈80154          | ★36"           | 39859       | Return - Gear To Cooler; Hydroboost System W/O Skid Control                 | ≈80031          |                |             |
| Return - Cooler To Pump; Conventional System; W/Ford P.S. Pump; ☆C                 |                 | ★31"           |             | Return - Hydroboost To Pump; Hydroboost System W/O Skid Control             |                 | ★              |             |
| Return - Cooler To Pump; Hydroboost System W/O Skid Control                        |                 | ★              |             | <b>1977</b>   |                 |                |             |
| Return - Gear To Cooler; Conventional System; W/Ford P.S. Pump; ☆C                 |                 | ★30"           |             | <b>V-8 302 ENG.</b>   |                 |                |             |
| Return - Gear To Cooler; Hydroboost System W/O Skid Control                        | ≈80031          |                |             | Pressure; Conventional System; W/O Police Pkg.; W/Ford P.S. Pump; ☆C        | 71324           |                |             |
| Return - Hydroboost To Pump; Hydroboost System W/O Skid Control                    |                 | ★              |             | Pressure; Conventional System; W/O Police Pkg.; W/Saginaw P.S. Pump; ☆B     | 71010           |                |             |
| <b>V-8 400 ENG.</b>  |                 |                |             | Pressure; Conventional System; W/Police Pkg.; W/O Adaptor Fitting At Pump   | 71324           |                |             |
| Pressure; Conventional System; W/Ford P.S. Pump; W/O Cooler; ☆C                    | 71009           |                |             | Pressure - Hydroboost To Gear; Hydroboost System W/O Skid Control           | 71023           |                |             |
| Pressure; Conventional System; W/Saginaw P.S. Pump; W/O Police Pkg.; ☆B            | 71010           |                |             | Return; Conventional System; W/O Police Pkg.; W/Ford P.S. Pump; ☆C          | ≈80031          | ★36"           | 39859       |
| Pressure - Hydroboost To Gear; Hydroboost System W/O Skid Control                  | 71023           |                |             | Return; Conventional System; W/O Police Pkg.; W/Saginaw P.S. Pump; ☆B       | ≈80154          | ★33"           | 39859       |
| Pressure - Pump To Hydroboost; Hydroboost System W/O Skid Control; W/O Police Pkg. | 91568           |                |             | Return; Conventional System; W/Police Pkg.                                  | ≈80031          |                |             |
| Pressure - Pump To Hydroboost; Hydroboost System W/O Skid Control; W/Police Pkg.   | 70722           |                |             | Return - Cooler To Pump; Hydroboost System W/O Skid Control                 |                 | ★              |             |
| Return; Conventional System; W/Ford P.S. Pump; W/O Cooler; ☆C                      |                 | ★12"           |             | Return - Gear To Cooler; Hydroboost System W/O Skid Control                 | ≈80031          |                |             |
|  |                 |                |             | Return - Hydroboost To Pump; Hydroboost System W/O Skid Control             |                 | ★              |             |

- \* Cut From C.P.E. 3/8" I.D. Hose: 71350 (48"), 81352 (25').
- † Cut From S.A.E. 11/32" I.D. Hose: 80062 (12"), 80063 (24"), 80064 (36"), 81353 (25').
- ★ Cut From S.A.E. 3/8" I.D. Hose: 71224 (24"), 71236 (36"), 71206 (48"), 81206 (25'). May Also Use 3/8" C.P.E.
- ♣ Cut From S.A.E. 5/8" I.D. Hose: 71351 (36").
- Cut From 1/2" I.D. Suction Hose: 71296 (36"), 81354 (10').
- ♣ Cut From 5/8" I.D. Suction Hose: 71207 (42"), 81355 (10').
- ✱ Cut From 3/4" I.D. Suction Hose: 71297 (36"), 81356 (10').
- ☆ See Page A14 For Pump or Gear Identification.

- Ⓜ Two Required.
- Ⓝ Three Required.
- Ⓞ Four Required.
- ≈ Cut To Fit.
- ⊕ Replaces Both Upper and Lower Hose.
- ▲ 252660 Adaptor Required For Some Models.
- ♣ See Page A6 For Installation Procedure.

**SYSTEM PUMP & GEAR IDENT.**

**SYSTEM & COMPONENT IDENT.**

**PASS. CARS**

**LIGHT TRUCKS**

**MEDIUM/HEAVY TRUCKS**

**BUSES**

**HOSE NUMERICAL**

**REPAIR KITS**

**KIT NUMERICAL**

**ILLUSTRATIONS**



# Power Steering Hose for Passenger Cars

|                                      | Application   | Assembly Number | Multi-Use Hose | End Fitting | Application   | Assembly Number | Multi-Use Hose | End Fitting |
|--------------------------------------|---|-----------------|----------------|-------------|---|-----------------|----------------|-------------|
| <b>SYSTEM PUMP &amp; GEAR IDENT.</b> | <b>FORD - Continued</b>   |                 |                |             | <b>FORD - Continued</b>   |                 |                |             |
|                                      | <b>LTD - Continued</b>  |                 |                |             | <b>LTD - Continued</b>  |                 |                |             |
|                                      | <b>1977 - Continued</b>   |                 |                |             | <b>1977 - Continued</b>   |                 |                |             |
|                                      | <b>V-8 351 ENG.</b>   |                 |                |             | <b>V-8 460 ENG. - Continued</b>   |                 |                |             |
| <b>SYSTEM &amp; COMPONENT IDENT.</b> | Pressure; Conventional System; W/O Police Pkg.; W/Ford P.S. Pump; ☆C.                   | 71324           |                |             | Pressure - Pump To Hydroboost; Hydroboost System W/O Skid Control; W/A.C. ....          | 80134           |                |             |
|                                      | Pressure; Conventional System; W/O Police Pkg.; W/Saginaw P.S. Pump; ☆B. ....           | 71010           |                |             | Pressure - Pump To Hydroboost; Hydroboost System W/O Skid Control; W/O A.C. ....        | 70722           |                |             |
|                                      | Pressure; Conventional System; W/Police Pkg.; W/O Adaptor Fitting At Pump .....         | 71324           |                |             | Return - Cooler To Pump; Conventional System.....                                       |                 | ★26"           |             |
|                                      | Pressure - Hydroboost To Gear; Hydroboost System W/O Skid Control .....                 | 71023           |                |             | Return - Cooler To Pump; Hydroboost System W/O Skid Control.....                        |                 | ★              |             |
| <b>PASS. CARS</b>                    | Pressure - Pump To Hydroboost; Hydroboost System W/O Skid Control; W/Modified Eng. .... | 70722           |                |             | Return - From Gear; Conventional System; W/Cooler; W/Police Pkg. ....                   | ≈80031          |                |             |
|                                      | Return; Conventional System; W/O Police Pkg.; W/Ford P.S. Pump; ☆C. ....                | ≈80031          | ★36"           | 39859       | Return - Gear To Cooler; Hydroboost System W/O Skid Control.....                        | ≈80031          |                |             |
|                                      | Return; Conventional System; W/O Police Pkg.; W/Saginaw P.S. Pump; ☆B. ....             | ≈80154          | ★33"           | 39859       | Return - Hydroboost To Pump; Hydroboost System W/O Skid Control .....                   |                 | ★              |             |
|                                      | Return; Conventional System; W/Police Pkg. ....   | ≈80031          |                |             | <b>1976</b>   |                 |                |             |
| <b>LIGHT TRUCKS</b>                  | Return - Cooler To Pump; Hydroboost System W/O Skid Control.....                        |                 | ★              |             | <b>V-8 351 ENG.; V-8 400 ENG.</b>   |                 |                |             |
|                                      | Return - Gear To Cooler; Hydroboost System W/O Skid Control.....                        | ≈80031          |                |             | Pressure; Conventional System; W/O Police Pkg.; W/Ford P.S. Pump; ☆C.                   | 71324           |                |             |
|                                      | Return - Hydroboost To Pump; Hydroboost System W/O Skid Control .....                   |                 | ★              |             | Pressure; Conventional System; W/O Police Pkg.; W/Saginaw P.S. Pump; ☆B. ....           | 71010           |                |             |
|                                      | <b>V-8 400 ENG.</b>   |                 |                |             | Pressure; Conventional System; W/Police Pkg.; W/O Adaptor Fitting At Pump .....         | 71324           |                |             |
| <b>MEDIUM/HEAVY TRUCKS</b>           | Pressure; Conventional System; W/O Police Pkg.; W/Ford P.S. Pump; ☆C.                   | 71324           |                |             | Pressure - Hydroboost To Gear .....   | 70696           |                |             |
|                                      | Pressure; Conventional System; W/O Police Pkg.; W/Saginaw P.S. Pump; ☆B. ....           | 71010           |                |             | Pressure - Pump To Hydroboost; Hydroboost System W/O Skid Control; Jun. 2 & Older ..... | 80035           |                |             |
|                                      | Pressure; Conventional System; W/Police Pkg.; W/O Adaptor Fitting At Pump .....         | 71324           |                |             | Pressure - Pump To Hydroboost; Hydroboost System W/O Skid Control; Jun. 3 & Newer.....  | 70722           |                |             |
| <b>BUSES</b>                         | Pressure - Hydroboost To Gear; Hydroboost System W/O Skid Control .....                 | 71023           |                |             | Pressure - Pump To Skid Control; Hydroboost System W/Skid Control .....                 | 80160           |                |             |
|                                      | Pressure - Pump To Hydroboost; Hydroboost System W/O Skid Control ...                   | 91898           |                |             | Pressure - Skid Control To Hydroboost; Hydroboost System W/Skid Control ...             | 91869           |                |             |
|                                      | Return; Conventional System; W/O Police Pkg.; W/Ford P.S. Pump; ☆C. ....                | ≈80031          | ★36"           | 39859       | Return - Cooler To Pump; Conventional System.....                                       |                 | ★26"           |             |
|                                      | Return; Conventional System; W/O Police Pkg.; W/Saginaw P.S. Pump; ☆B. ....             | ≈80154          | ★33"           | 39859       | Return - Cooler To Pump; Hydroboost System W/O Skid Control.....                        |                 | ★21"           |             |
|                                      | Return; Conventional System; W/Police Pkg. ....   | ≈80031          |                |             | Return - From Gear; Conventional System; W/Cooler .....                                 | ≈80031          | ★41"           | 39859       |
|                                      | Return - Cooler To Pump; Hydroboost System W/O Skid Control.....                        |                 | ★              |             | Return - Gear To Cooler; Hydroboost System W/O Skid Control.....                        |                 | ★39"           | 39862       |
|                                      | Return - Gear To Cooler; Hydroboost System W/O Skid Control.....                        | ≈80031          |                |             | Return - Hydroboost To Pump; Hydroboost System W/O Skid Control .....                   |                 | ★37"           |             |
|                                      | Return - Hydroboost To Pump; Hydroboost System W/O Skid Control .....                   |                 | ★              |             | <b>V-8 460 ENG.</b>   |                 |                |             |
| <b>HOSE NUMERICAL</b>                | <b>V-8 460 ENG.</b>   |                 |                |             | Pressure; Conventional System; W/O Police Pkg.; W/A.C. ....                             | 70677           |                |             |
|                                      | Pressure; Conventional System; W/O Police Pkg.; W/A.C. ....                             | 70677           |                |             | Pressure; Conventional System; W/O Police Pkg.; W/O A.C.; Apr. 5 & Older.....           | 71010           |                |             |
|                                      | Pressure; Conventional System; W/O Police Pkg.; W/O A.C. ....                           | 71010           |                |             | Pressure; Conventional System; W/Police Pkg.; W/O Adaptor Fitting At Pump .....         | 80189           |                |             |
|                                      | Pressure; Conventional System; W/Police Pkg.; W/O Adaptor Fitting At Pump .....         | 80189           |                |             | Pressure - Hydroboost To Gear .....   | 70696           |                |             |
|                                      | Pressure - Hydroboost To Gear; Hydroboost System W/O Skid Control .....                 | 71023           |                |             | Pressure - Pump To Hydroboost; Hydroboost System W/O Skid Control ...                   | 80035           |                |             |
|                                      |   |                 |                |             | Pressure - Pump To Skid Control; Hydroboost System W/Skid Control .....                 | 80160           |                |             |
|                                      |   |                 |                |             | Pressure - Skid Control To Hydroboost; Hydroboost System W/Skid Control ...             | 91869           |                |             |
| <b>REPAIR KITS</b>                   |   |                 |                |             |   |                 |                |             |
| <b>KIT NUMERICAL</b>                 |   |                 |                |             |   |                 |                |             |

|   |   |
|---|---|
| <p><b>ILLUSTRATIONS</b></p> <ul style="list-style-type: none"> <li>* Cut From C.P.E. 3/8" I.D. Hose: 71350 (48"), 81352 (25').</li> <li>† Cut From S.A.E. 11/32" I.D. Hose: 80062 (12"), 80063 (24"), 80064 (36"), 81353 (25').</li> <li>★ Cut From S.A.E. 3/8" I.D. Hose: 71224 (24"), 71236 (36"), 71206 (48"), 81206 (25'). May Also Use 3/8" C.P.E.</li> <li>♣ Cut From S.A.E. 5/8" I.D. Hose: 71351 (36").</li> <li>□ Cut From 1/2" I.D. Suction Hose: 71296 (36"), 81354 (10').</li> <li>♣ Cut From 5/8" I.D. Suction Hose: 71207 (42"), 81355 (10').</li> <li>★ Cut From 3/4" I.D. Suction Hose: 71297 (36"), 81356 (10').</li> <li>☆ See Page A14 For Pump or Gear Identification.</li> </ul> | <ul style="list-style-type: none"> <li>② Two Required.</li> <li>③ Three Required.</li> <li>④ Four Required.</li> <li>≈ Cut To Fit.</li> <li>♣ Replaces Both Upper and Lower Hose.</li> <li>▲ 252660 Adaptor Required For Some Models.</li> <li>♣ See Page A6 For Installation Procedure.</li> </ul> |
|---|---|



# Power Steering Hose for Passenger Cars

| Application   | Assembly Number | Multi-Use Hose | End Fitting | Application   | Assembly Number | Multi-Use Hose | End Fitting |
|---|-----------------|----------------|-------------|---|-----------------|----------------|-------------|
| <b>FORD - Continued</b>   |                 |                |             | <b>FORD - Continued</b>                                       |                 |                |             |
| <b>LTD - Continued</b>  |                 |                |             | <b>LTD - Continued</b>  |                 |                |             |
| <b>1976 - Continued</b>   |                 |                |             | <b>1970</b>   |                 |                |             |
| <b>V-8 460 ENG. - Continued</b>                                       |                 |                |             | <b>V-8 302 ENG.; V-8 351 ENG.; V-8 390 ENG.; V-8 429 ENG.</b> |                 |                |             |
| Return - Cooler To Pump; Conventional System.....                     |                 | ★26"           |             | Pressure .....  | 70660           |                |             |
| Return - Cooler To Pump; Hydroboost System W/O Skid Control.....      |                 | ★21"           |             | Return - Cooler To Pump.....                                  |                 | ★20"           |             |
| Return - From Gear; Conventional System; W/Cooler .....               | ≠80031          | ★41"           | 39859       | Return - From Gear; W/Cooler.....                             | ≠80114          | ★26"           | 39859       |
| Return - Gear To Cooler; Hydroboost System W/O Skid Control.....      |                 | ★39"           | 39862       | <b>1969</b>   |                 |                |             |
| Return - Hydroboost To Pump; Hydroboost System W/O Skid Control ..... |                 | ★37"           |             | <b>V-8 302 ENG.</b>   |                 |                |             |
| <b>1975</b>   |                 |                |             | <b>V-8 302 ENG.</b>   |                 |                |             |
| <b>V-8 351 ENG.; V-8 400 ENG.</b>                                     |                 |                |             | <b>V-8 302 ENG.</b>   |                 |                |             |
| Pressure; W/Ford P.S. Pump; ☆C.....                                   | 71324           |                |             | Pressure; W/Ford Stg. Gear; ☆P.....                           | 70648           |                |             |
| Pressure; W/Saginaw P.S. Pump; ☆B.....                                | 80189           |                |             | Pressure; W/Saginaw Stg. Gear; ☆N....                         | 71306           |                |             |
| Return .....  | ≠80031          |                |             | Return - Cooler To Pump .....                                 |                 | ★10"           |             |
| <b>V-8 460 ENG.</b>   |                 |                |             | <b>V-8 302 ENG.; V-8 390 ENG.; V-8 428 ENG.; V-8 429 ENG.</b> |                 |                |             |
| Pressure .....  | 70677           |                |             | Pressure; W/Ford Stg. Gear; ☆P.....                           | 70648           |                |             |
| Return - Cooler To Pump .....   |                 | ★              |             | Return - Cooler To Pump .....                                 |                 | ★10"           |             |
| Return - From Gear; W/Cooler.....                                     | ≠80031          |                |             | Return - From Gear; W/Cooler.....                             | ≠80114          | ★31"           | 39859       |
| <b>1974</b>   |                 |                |             | <b>1968</b>   |                 |                |             |
| <b>V-8 351 ENG.; V-8 400 ENG.</b>                                     |                 |                |             | <b>V-8 302 ENG.; V-8 390 ENG.; V-8 428 ENG.</b>               |                 |                |             |
| Pressure .....  | 91848           |                |             | Pressure; W/Ford Stg. Gear; ☆P.....                           | 70648           |                |             |
| Return - Cooler To Pump .....   |                 | ★28"           |             | Pressure; W/Saginaw Stg. Gear; ☆N....                         | 71306           |                |             |
| Return - From Gear; W/Cooler.....                                     | ≠80031          | ★42"           | 39859       | Return - Cooler To Pump .....                                 |                 | ★10"           |             |
| <b>V-8 460 ENG.</b>   |                 |                |             | <b>V-8 302 ENG.; V-8 390 ENG.; V-8 428 ENG.</b>               |                 |                |             |
| Pressure; W/A.C.; May 1 & Older.....                                  | 80189           |                |             | Pressure; W/Ford Stg. Gear; ☆P.....                           | 70648           |                |             |
| Pressure; W/A.C.; May 2 & Newer .....                                 | 70677           |                |             | Pressure; W/Saginaw Stg. Gear; ☆N....                         | 71306           |                |             |
| Pressure; W/O A.C. ....   | 80189           |                |             | Return; W/A.C. ....   | ≠70642          | ★              | 39859       |
| Return - Cooler To Pump .....   |                 | ★28"           |             | Return; W/O A.C. ....   | ≠70629          | ★30"           | 39859       |
| Return - From Gear; W/Cooler.....                                     | ≠80031          | ★42"           | 39859       | Return - Cooler To Pump .....                                 |                 | ★10"           |             |
| <b>1973</b>   |                 |                |             | <b>LTD II</b>   |                 |                |             |
| <b>V-8 351 ENG.; V-8 400 ENG.</b>                                     |                 |                |             | <b>1979</b>   |                 |                |             |
| Pressure .....  | 91848           |                |             | <b>V-8 302 ENG.; V-8 351 ENG.</b>                             |                 |                |             |
| Return - Cooler To Pump .....   |                 | ★28"           |             | Pressure; W/Ford Stg. Gear; W/O Police, Taxi Pkg.; ☆P .....   | 71009           |                |             |
| Return - From Gear; W/Cooler.....                                     | ≠80031          | ★42"           | 39859       | Pressure; W/Saginaw Stg. Gear; W/O Police, Taxi Pkg.; ☆N..... | 71059           |                |             |
| <b>V-8 429 ENG.; V-8 460 ENG.</b>                                     |                 |                |             | <b>V-8 302 ENG.; V-8 351 ENG.</b>                             |                 |                |             |
| Pressure; W/A.C.....  | 80189           |                |             | Return; W/Ford Stg. Gear; W/O Police, Taxi Pkg.; ☆P .....     |                 | ★33"           | 39135       |
| Pressure; W/O A.C. ....   | 80189           |                |             | Return; W/Ford Stg. Gear; W/Police, Taxi Pkg.; ☆P .....       |                 | ★              | 39135       |
| Return - Cooler To Pump .....   |                 | ★28"           |             | Return; W/O Cooler .....                                      |                 | ★14"           |             |
| Return - From Gear; W/Cooler.....                                     | ≠80031          | ★42"           | 39859       | Return; W/Saginaw Stg. Gear; W/O Police, Taxi Pkg.; ☆N.....   | ≠80031          | ★33"           |             |
| <b>1972</b>   |                 |                |             | <b>V-8 302 ENG.; V-8 351 ENG.; V-8 400 ENG.; V-8 429 ENG.</b> |                 |                |             |
| <b>V-8 302 ENG.; V-8 351 ENG.; V-8 400 ENG.; V-8 429 ENG.</b>         |                 |                |             | <b>V-8 302 ENG.; V-8 351 ENG.; V-8 400 ENG.</b>               |                 |                |             |
| Pressure; Mar. 13 & Older .....                                       | 71262           |                |             | Pressure; W/Ford Stg. Gear; W/O Police, Taxi Pkg.; ☆P .....   | 71009           |                |             |
| Pressure; Mar. 14 & Newer.....  | 91848           |                |             | Pressure; W/Saginaw Stg. Gear; W/O Police, Taxi Pkg.; ☆N..... | 71059           |                |             |
| Return - Cooler To Pump .....   |                 | ★26"           |             | Return; W/Ford Stg. Gear; W/O Police, Taxi Pkg.; ☆P .....     |                 | ★33"           | 39135       |
| Return - From Gear; W/Cooler.....                                     | ≠80031          | ★26"           | 39859       | Return; W/Ford Stg. Gear; W/Police, Taxi Pkg.; ☆P .....       |                 | ★              | 39135       |
| <b>1971</b>   |                 |                |             | <b>1978</b>   |                 |                |             |
| <b>V-8 302 ENG.; V-8 351 ENG.; V-8 390 ENG.; V-8 400 ENG.;</b>        |                 |                |             | <b>V-8 302 ENG.; V-8 351 ENG.; V-8 400 ENG.</b>               |                 |                |             |
| <b>V-8 429 ENG.</b>   |                 |                |             | <b>V-8 302 ENG.; V-8 351 ENG.; V-8 400 ENG.</b>               |                 |                |             |
| Pressure .....  | 70660           |                |             | Pressure; W/Ford Stg. Gear; W/O Police, Taxi Pkg.; ☆P .....   | 71009           |                |             |
| Return - Cooler To Pump .....   |                 | ★20"           |             | Pressure; W/Saginaw Stg. Gear; W/O Police, Taxi Pkg.; ☆N..... | 71059           |                |             |
| Return - From Gear; W/Cooler.....                                     | ≠80114          | ★26"           | 39859       | Return; W/Ford Stg. Gear; W/O Police, Taxi Pkg.; ☆P .....     |                 | ★33"           | 39135       |
|   |                 |                |             | Return; W/Ford Stg. Gear; W/Police, Taxi Pkg.; ☆P .....       |                 | ★              | 39135       |
|   |                 |                |             | Return; W/O Cooler .....                                      |                 | ★14"           |             |

\* Cut From C.P.E. 3/8" I.D. Hose: 71350 (48"), 81352 (25").  
 † Cut From S.A.E. 11/32" I.D. Hose: 80062 (12"), 80063 (24"), 80064 (36"), 81353 (25").  
 ★ Cut From S.A.E. 3/8" I.D. Hose: 71224 (24"), 71236 (36"), 71206 (48"), 81206 (25"). May Also Use 3/8" C.P.E.  
 ❖ Cut From S.A.E. 5/8" I.D. Hose: 71351 (36").  
 □ Cut From 1/2" I.D. Suction Hose: 71296 (36"), 81354 (10').  
 ❖ Cut From 5/8" I.D. Suction Hose: 71207 (42"), 81355 (10').  
 \* Cut From 3/4" I.D. Suction Hose: 71297 (36"), 81356 (10').  
 ☆ See Page A14 For Pump or Gear Identification.

② Two Required.  
 ③ Three Required.  
 ④ Four Required.  
 ≠ Cut To Fit.  
 \* Replaces Both Upper and Lower Hose.  
 ▲ 252660 Adaptor Required For Some Models.  
 ❖ See Page A6 For Installation Procedure.

SYSTEM PUMP & GEAR IDENT.

SYSTEM & COMPONENT IDENT.

PASS. CARS

LIGHT TRUCKS

MEDIUM/HEAVY TRUCKS

BUSES

HOSE NUMERICAL

REPAIR KITS

KIT NUMERICAL

ILLUSTRATIONS

# Power Steering Hose for Passenger Cars

|                                      | Application   | Assembly Number | Multi-Use Hose | End Fitting | Application   | Assembly Number | Multi-Use Hose | End Fitting |
|--------------------------------------|---|-----------------|----------------|-------------|---|-----------------|----------------|-------------|
| <b>SYSTEM PUMP &amp; GEAR IDENT.</b> | <b>FORD - Continued</b>                                       |                 |                |             | <b>FORD - Continued</b>   |                 |                |             |
| <b>SYSTEM &amp; COMPONENT IDENT.</b> | <b>LTD II - Continued</b>                                     |                 |                |             | <b>MAVERICK - Continued</b>   |                 |                |             |
|                                      | <b>1978 - Continued</b>                                       |                 |                |             | <b>1976 - Continued</b>   |                 |                |             |
|                                      | <b>V-8 302 ENG.; V-8 351 ENG.; V-8 400 ENG. - Continued</b>   |                 |                |             | <b>V-8 302 ENG.</b>   |                 |                |             |
|                                      | Return; W/Saginaw Stg. Gear; W/O Police, Taxi Pkg.; ☆N.....   | ✕80031          |                | ★33"        | Cyl.; W/Flared Fitting; Apr. 4, 1976 & Older.....                           | ⊗70640          |                |             |
|                                      | Return; W/Saginaw Stg. Gear; W/Police, Taxi Pkg.; ☆N.....     | ✕80031          |                |             | Cyl.; W/O-Ring Fitting; Apr. 5, 1976 & Newer.....                           | ⊗80028          |                |             |
|                                      | Return - Cooler To Pump.....                                  |                 |                | ★33"        | Pressure - Control Valve End; W/Flared Fitting.....                         | 70679           |                |             |
|                                      |   |                 |                |             | Pressure - Control Valve End; W/O-Ring Fitting.....                         | 80029           |                |             |
| <b>PASS. CARS</b>                    | <b>1977</b>   |                 |                |             | <b>Pressure - Pump End; W/Flared Fitting; Apr. 4, 1976 &amp; Older.....</b> |                 |                |             |
|                                      | <b>V-8 302 ENG.; V-8 351 ENG.; V-8 400 ENG.</b>               |                 |                |             | <b>Pressure - Pump End; W/O-Ring Fitting; Apr. 5, 1976 &amp; Newer.....</b> |                 |                |             |
|                                      | Pressure; W/Ford Stg. Gear; W/O Police, Taxi Pkg.; ☆P.....    | 70674           |                |             | Return - Control Valve End; W/Flared Fitting.....                           | ✕80113          | ★              | 39860       |
|                                      | Pressure; W/Saginaw Stg. Gear; W/O Police, Taxi Pkg.; ☆N..... | 70704           |                |             | Return - Control Valve End; W/O-Ring Fitting.....                           | ⊗70737          |                |             |
|                                      | Return; W/O Police, Taxi Pkg. ....                            | ✕80031          |                | ★41"        | Return - Pump End; W/Flared Fitting....                                     |                 | ★26"           |             |
|                                      | Return - Cooler To Pump.....                                  |                 |                | ★28"        |   |                 |                |             |
|                                      | <b>LTD CROWN VICTORIA</b>                                     |                 |                |             | <b>1975</b>   |                 |                |             |
| <b>LIGHT TRUCKS</b>                  | <b>1991-1990</b>  |                 |                |             | <b>6-CYL. 200 ENG.</b>  |                 |                |             |
|                                      | <b>V-8 5.0 L ENG.; V-8 5.8 L ENG.</b>                         |                 |                |             | Cyl.....  |                 |                |             |
|                                      | Pressure.....   | 71425           |                |             | ⊗70640  |                 |                |             |
|                                      | Return; W/O Cooler.....                                       |                 |                | ★9"         | Pressure.....   | 80157           |                |             |
|                                      | Return - Cooler To Pump.....                                  |                 |                | ★25"        | Return.....   | ✕80113          | ★32"           | 39860       |
|                                      | Return - Gear To Cooler.....                                  |                 |                | ★13"        |   |                 |                |             |
| <b>MEDIUM/HEAVY TRUCKS</b>           | <b>1989-1987</b>  |                 |                |             | <b>6-CYL. 250 ENG.</b>  |                 |                |             |
|                                      | <b>V-8 5.0 L ENG.; V-8 5.8 L ENG.</b>                         |                 |                |             | Cyl.....  |                 |                |             |
|                                      | Pressure.....   | 71044           |                |             | ⊗70640  |                 |                |             |
|                                      | Return; W/O Cooler.....                                       |                 |                | ★9"         | Pressure.....   | 80155           |                |             |
|                                      | Return - Cooler To Pump.....                                  |                 |                | ★25"        | Return - Cooler To Pump.....  |                 | ★32"           |             |
|                                      | Return - Gear To Cooler.....                                  |                 |                | ★13"        | Return - From Gear; W/Cooler.....   | ✕80113          | ★              | 39860       |
| <b>BUSES</b>                         | <b>MAVERICK</b>   |                 |                |             | <b>V-8 302 ENG.</b>   |                 |                |             |
|                                      | <b>1977</b>   |                 |                |             | Cyl.....  |                 |                |             |
|                                      | <b>6-CYL. 200 ENG.; 6-CYL. 250 ENG.</b>                       |                 |                |             | ⊗70640  |                 |                |             |
|                                      | Cyl.....  | ⊗80028          |                |             | Pressure - Control Valve End.....   | 70679           |                |             |
|                                      | Pressure.....   | 80027           |                |             | Pressure - Pump End.....  | 70682           |                |             |
|                                      | Return.....   | ✕80030          |                |             | Return; W/Cooler.....   |                 | ★46"           |             |
| <b>HOSE NUMERICAL</b>                | <b>V-8 302 ENG.</b>   |                 |                |             | Return; W/O Cooler.....   |                 |                |             |
|                                      | Cyl.....  | ⊗80028          |                |             | Return - Control Valve End.....   | ⊗70656          |                |             |
|                                      | Pressure - Control Valve End.....                             | 80029           |                |             |   |                 | ★41"           |             |
|                                      | Pressure - Pump End.....                                      | 70710           |                |             |   |                 |                |             |
|                                      | Return - Control Valve End.....                               | ⊗70737          |                |             |   |                 |                |             |
| <b>REPAIR KITS</b>                   | <b>1976</b>   |                 |                |             | <b>1974-1973</b>  |                 |                |             |
|                                      | <b>6-CYL. 200 ENG.</b>  |                 |                |             | <b>6-CYL. 200 ENG.</b>  |                 |                |             |
|                                      | Cyl.....  | ⊗70640          |                |             | Cyl.....  | ⊗70640          |                |             |
|                                      | Pressure.....   | 80157           |                |             | Pressure.....   | 80157           |                |             |
|                                      | Return.....   | ✕80113          | ★              | 39860       | Return.....   | ✕80113          | ★38"           | 39860       |
|                                      | <b>6-CYL. 250 ENG.</b>  |                 |                |             | <b>6-CYL. 250 ENG.</b>  |                 |                |             |
|                                      | Cyl.; W/Flared Fitting; Apr. 4, 1976 & Older.....             | ⊗70640          |                |             | Cyl.....  | ⊗70640          |                |             |
|                                      | Cyl.; W/O-Ring Fitting; Apr. 5, 1976 & Newer.....             | ⊗80028          |                |             | Pressure.....   | 70652           |                |             |
|                                      | Pressure; W/Flared Fitting; Apr. 4, 1976 & Older.....         | 80155           |                |             | Return.....   | ✕80113          | ★38"           | 39860       |
|                                      | Pressure; W/O-Ring Fitting; Apr. 5, 1976 & Newer.....         | 80027           |                |             |   |                 |                |             |
|                                      | Return; W/Flared Fitting.....                                 | ✕80113          | ★              | 39860       |   |                 |                |             |
|                                      | Return; W/O-Ring Fitting.....                                 | ✕80030          |                |             |   |                 |                |             |
|                                      | Return - Cooler To Pump.....                                  |                 |                |             |   |                 |                |             |
| <b>ILLUSTRATIONS</b>                 |   |                 |                |             | <b>V-8 302 ENG.</b>   |                 |                |             |
|                                      |   |                 |                |             | Cyl.....  |                 |                |             |
|                                      |   |                 |                |             | ⊗70640  |                 |                |             |
|                                      |   |                 |                |             | Pressure.....   |                 |                |             |
|                                      |   |                 |                |             | 80157   |                 |                |             |
|                                      |   |                 |                |             | Return.....   |                 |                |             |
|                                      |   |                 |                |             | ✕80113  |                 |                |             |
|                                      |   |                 |                |             | ★38"  |                 |                |             |
|                                      |   |                 |                |             | 39860   |                 |                |             |

\* Cut From C.P.E. 3/8" I.D. Hose: 71350 (48"), 81352 (25").  
 † Cut From S.A.E. 11/32" I.D. Hose: 80062 (12"), 80063 (24"), 80064 (36"), 81353 (25").  
 ★ Cut From S.A.E. 3/8" I.D. Hose: 71224 (24"), 71236 (36"), 71206 (48"), 81206 (25"). May Also Use 3/8" C.P.E.  
 ♣ Cut From S.A.E. 5/8" I.D. Hose: 71351 (36").  
 □ Cut From 1/2" I.D. Suction Hose: 71296 (36"), 81354 (10').  
 † Cut From 5/8" I.D. Suction Hose: 71207 (42"), 81355 (10').  
 \* Cut From 3/4" I.D. Suction Hose: 71297 (36"), 81356 (10').  
 ☆ See Page A14 For Pump or Gear Identification.

⊗ Two Required.  
 ⊕ Three Required.  
 ⊙ Four Required.  
 ✕ Cut To Fit.  
 ⊗ Replaces Both Upper and Lower Hose.  
 ▲ 252660 Adaptor Required For Some Models.  
 ♣ See Page A6 For Installation Procedure.

# Power Steering Hose for Passenger Cars

| Application                             | Assembly Number | Multi-Use Hose | End Fitting | Application                           | Assembly Number | Multi-Use Hose | End Fitting |
|---|-----------------|----------------|-------------|---------------------------------------|-----------------|----------------|-------------|
| <b>FORD - Continued</b>                 |                 |                |             | <b>FORD - Continued</b>               |                 |                |             |
| <b>MAVERICK - Continued</b>             |                 |                |             | <b>MUSTANG - Continued</b>            |                 |                |             |
| <b>1972-1971 - Continued</b>            |                 |                |             | <b>1990 - Continued</b>               |                 |                |             |
| <b>V-8 302 ENG.</b>                     |                 |                |             | <b>V-8 5.0 L ENG.</b>                 |                 |                |             |
| Cyl.....                                | ②70640          |                |             | Pressure; W/A.C.....                  | 71664           |                |             |
| Pressure - Control Valve End.....       | 70679           |                |             | Pressure; W/O A.C.....                | 71832           |                |             |
| Pressure - Pump End.....                | 70678           |                |             | Return - Cooler To Pump.....          |                 | ★23"           |             |
| Return - Control Valve End.....         | ⊗70656          | ★41"           | 39859       | Return - Gear To Cooler.....          |                 | ★18"           |             |
| Return - Pump End.....                  |                 | ★41"           | 39859       |                                       |                 |                |             |
| <b>1970</b>                             |                 |                |             | <b>1989-1987</b>                      |                 |                |             |
| <b>6-CYL. 170 ENG.; 6-CYL. 200 ENG.</b> |                 |                |             | <b>4-CYL. 2.3 L ENG.</b>              |                 |                |             |
| Cyl.....                                | ②70640          |                |             | Pressure.....                         | 70443           |                |             |
| Pressure.....                           | 80157           |                |             | Return.....                           |                 | ★19"           |             |
| Return.....                             | ✗80113          | ★38"           | 39860       |                                       |                 |                |             |
| <b>6-CYL. 250 ENG.</b>                  |                 |                |             | <b>V-8 5.0 L ENG.</b>                 |                 |                |             |
| Cyl.....                                | ②70640          |                |             | Pressure; W/A.C.....                  | 80143           |                |             |
| Pressure.....                           | 70652           |                |             | Pressure; W/O A.C.....                | 71180           |                |             |
| Return.....                             | ✗80113          | ★38"           | 39860       | Return - Cooler To Pump; W/A.C.....   |                 | ★23"           |             |
|   |                 |                |             | Return - Cooler To Pump; W/O A.C..... |                 | ★25"           |             |
|   |                 |                |             | Return - Gear To Cooler; W/O A.C..... |                 | ★18"           |             |
| <b>1969</b>                             |                 |                |             | <b>1986-1985</b>                      |                 |                |             |
| <b>6-CYL. 170 ENG.; 6-CYL. 200 ENG.</b> |                 |                |             | <b>4-CYL. 2.3 L ENG.</b>              |                 |                |             |
| Cyl.....                                | ②70640          |                |             | Pressure; W/O Turbo.....              | 71180           |                |             |
| Pressure.....                           | 80157           |                |             | Return; W/O Cooler; W/O Turbo.....    |                 | ★18"           |             |
| Return.....                             | ✗80113          | ★38"           | 39860       | Return - Cooler To Pump; W/O Turbo... |                 | ★25"           |             |
|   |                 |                |             | Return - Gear To Cooler; W/O Turbo... | ✗71116          | ★17"           |             |
| <b>MUSTANG</b>                          |                 |                |             | <b>V-6 3.8 L ENG.</b>                 |                 |                |             |
| <b>1995</b>                             |                 |                |             | Pressure; W/A.C..... 71180            |                 |                |             |
| <b>V-6 3.8 L ENG.</b>                   |                 |                |             | Pressure; W/O A.C..... 71235          |                 |                |             |
| Pressure.....                           | 80079           |                |             | Return; W/A.C.....                    | ✗71116          | ★17"           |             |
| Return - Cooler To Pump.....            |                 | ★25"           |             | Return; W/O A.C.....                  | ✗71116          | ★24"           |             |
| Return - Gear To Cooler.....            |                 | ★13"           | 39863       |                                       |                 |                |             |
| <b>V-8 5.0 L ENG.; V-8 5.8 L ENG.</b>   |                 |                |             | <b>V-8 5.0 L ENG.</b>                 |                 |                |             |
| Pressure.....                           | 80080           |                |             | Pressure.....                         | 71180           |                |             |
| Return - Cooler To Pump.....            |                 | ★31"           |             | Return - Cooler To Pump; W/A.C.....   |                 | ★23"           |             |
| Return - Gear To Cooler.....            |                 | ★13"           | 39863       | Return - Cooler To Pump; W/O A.C..... |                 | ★25"           |             |
|   |                 |                |             | Return - Gear To Cooler.....          | ✗71116          | ★18"           |             |
| <b>1994</b>                             |                 |                |             | <b>1984</b>                           |                 |                |             |
| <b>V-6 3.8 L ENG.</b>                   |                 |                |             | <b>4-CYL. 2.3 L ENG.</b>              |                 |                |             |
| Pressure.....                           | 80079           |                |             | Pressure; W/Cooler; W/O Turbo.....    | 80191           |                |             |
| Return - Cooler To Pump.....            |                 | ★25"           |             | Pressure; W/O Cooler; W/O Turbo.....  | 71180           |                |             |
| Return - Gear To Cooler.....            |                 | ★13"           | 39863       | Return; W/Cooler; W/O Turbo.....      | ✗71116          | ★17"           |             |
|   |                 |                |             | Return; W/O Cooler; W/O Turbo.....    |                 | ★18"           |             |
| <b>V-8 5.0 L ENG.</b>                   |                 |                |             | Return - Cooler To Pump; W/O Turbo... |                 |                |             |
| Pressure.....                           | 80080           |                |             |                                       |                 | ★25"           |             |
| Return - Cooler To Pump.....            |                 | ★31"           |             |                                       |                 |                |             |
| Return - Gear To Cooler.....            |                 | ★13"           | 39863       |                                       |                 |                |             |
| <b>1993-1991</b>                        |                 |                |             | <b>1983</b>                           |                 |                |             |
| <b>4-CYL. 2.3 L ENG.</b>                |                 |                |             | <b>4-CYL. 2.3 L ENG.</b>              |                 |                |             |
| Pressure.....                           | 71833           |                |             | Pressure.....                         | 71180           |                |             |
| Return.....                             |                 | ★19"           |             | Return.....                           | ✗71116          | ★18"           |             |
| <b>V-8 5.0 L ENG.</b>                   |                 |                |             | <b>V-6 3.8 L ENG.</b>                 |                 |                |             |
| Pressure; W/A.C.....                    | 71834           |                |             | Pressure; W/A.C.....                  | 71180           |                |             |
| Pressure; W/O A.C.....                  | 71835           |                |             | Pressure; W/O A.C.....                | 71235           |                |             |
| Return; W/O Cooler.....                 |                 | ★25"           |             | Return; W/A.C.....                    | ✗71116          | ★17"           |             |
| Return - Cooler To Pump.....            |                 | ★23"           |             | Return; W/O A.C.....                  | ✗71116          | ★24"           |             |
| Return - Gear To Cooler.....            |                 | ★18"           |             |                                       |                 |                |             |
| <b>1990</b>                             |                 |                |             | <b>V-8 5.0 L ENG.</b>                 |                 |                |             |
| <b>4-CYL. 2.3 L ENG.</b>                |                 |                |             | Pressure..... 71180                   |                 |                |             |
| Pressure.....                           | 71663           |                |             | Return - Cooler To Pump.....          |                 | ★23"           |             |
| Return.....                             |                 | ★19"           |             | Return - Gear To Cooler.....          | ✗71116          | ★18"           |             |

\* Cut From C.P.E. 3/8" I.D. Hose: 71350 (48"), 81352 (25").  
 † Cut From S.A.E. 11/32" I.D. Hose: 80062 (12"), 80063 (24"), 80064 (36"), 81353 (25").  
 ★ Cut From S.A.E. 3/8" I.D. Hose: 71224 (24"), 71236 (36"), 71206 (48"), 81206 (25"). May Also Use 3/8" C.P.E.  
 ❖ Cut From S.A.E. 5/8" I.D. Hose: 71351 (36").  
 □ Cut From 1/2" I.D. Suction Hose: 71296 (36"), 81354 (10').  
 ❖ Cut From 5/8" I.D. Suction Hose: 71207 (42"), 81355 (10').  
 ✱ Cut From 3/4" I.D. Suction Hose: 71297 (36"), 81356 (10').  
 ☆ See Page A14 For Pump or Gear Identification.

② Two Required.  
 ③ Three Required.  
 ④ Four Required.  
 ✗ Cut To Fit.  
 ⊗ Replaces Both Upper and Lower Hose.  
 \* 252660 Adaptor Required For Some Models.  
 ❖ See Page A6 For Installation Procedure.

**SYSTEM PUMP & GEAR IDENT.**

**SYSTEM & COMPONENT IDENT.**

**PASS. CARS**

**LIGHT TRUCKS**

**MEDIUM/HEAVY TRUCKS**

**BUSES**

**HOSE NUMERICAL**

**REPAIR KITS**

**KIT NUMERICAL**

**ILLUSTRATIONS**

# Power Steering Hose for Passenger Cars

|                                      | Application   | Assembly Number | Multi-Use Hose | End Fitting | Application                             | Assembly Number | Multi-Use Hose | End Fitting |
|--------------------------------------|---|-----------------|----------------|-------------|---|-----------------|----------------|-------------|
| <b>SYSTEM PUMP &amp; GEAR IDENT.</b> | <b>FORD - Continued</b>                                     |                 |                |             | <b>FORD - Continued</b>                 |                 |                |             |
| <b>SYSTEM &amp; COMPONENT IDENT.</b> | <b>MUSTANG - Continued</b>                                  |                 |                |             | <b>MUSTANG - Continued</b>              |                 |                |             |
|                                      | <b>1983 - Continued</b>                                     |                 |                |             | <b>1979 - Continued</b>                 |                 |                |             |
|                                      | <b>V-8 5.0 L ENG.</b>                                       |                 |                |             | <b>6-CYL. 200 ENG. - Continued</b>      |                 |                |             |
|                                      | Pressure; W/O Trlr. Tow. Pkg. ....                          | 71180           |                |             | Pressure; W/TRW Rack & Pinion Gear;     |                 |                |             |
|                                      | Pressure; W/Trlr. Tow. Pkg. ....                            | 71212           |                |             | ☆R.....                                 | 71020           |                |             |
|                                      | Return - Cooler To Pump.....                                |                 | ★22"           |             | Return; W/Ford Rack & Pinion Gear;      |                 |                |             |
|                                      | Return - From Gear; W/Cooler.....                           | ✗71116          | ★18"           |             | ☆Q.....                                 | ✗71116          |                |             |
|                                      | <b>1982</b>   |                 |                |             | Return; W/TRW Rack & Pinion Gear;       |                 |                |             |
|                                      | <b>4-CYL. 2.3 L ENG.</b>                                    |                 |                |             | ☆R.....                                 |                 |                |             |
|                                      | Pressure; W/Ford Rack & Pinion Gear;                        |                 |                |             | Return - Cooler To Pump.....            | ✗71155          |                | ★19"        |
|                                      | ☆Q.....   | 71180           |                |             | <b>V-6 171 ENG.</b>                     |                 |                |             |
|                                      | Pressure; W/TRW Rack & Pinion Gear;                         |                 |                |             | Pressure; W/Ford Rack & Pinion Gear;    |                 |                |             |
|                                      | ☆R.....   | 80191           |                |             | ☆Q.....                                 |                 |                |             |
| <b>PASS. CARS</b>                    | Return.....   | ✗71116          | ★20"           |             | Pressure; W/TRW Rack & Pinion Gear;     |                 |                |             |
|                                      | <b>6-CYL. 3.3 L ENG.</b>                                    |                 |                |             | ☆R.....                                 |                 |                |             |
|                                      | Pressure.....   | 71180           |                |             | Return; W/TRW Rack & Pinion Gear;       |                 |                |             |
|                                      | Return.....   | ✗71116          | ★22"           |             | ☆R.....                                 |                 |                |             |
|                                      | <b>V-8 4.2 L ENG.; V-8 5.0 L ENG.</b>                       |                 |                |             | Return - Cooler To Pump.....            |                 |                |             |
|                                      | Pressure; W/Ford Rack & Pinion Gear;                        |                 |                |             | ★26"                                    |                 |                |             |
|                                      | ☆Q.....   | 71180           |                |             | <b>V-8 302 ENG.</b>                     |                 |                |             |
|                                      | Pressure; W/TRW Rack & Pinion Gear;                         |                 |                |             | Pressure; W/Ford Rack & Pinion Gear;    |                 |                |             |
|                                      | ☆R.....   | 80191           |                |             | ☆Q.....                                 |                 |                |             |
|                                      | Return; W/O Cooler.....                                     |                 | ★16"           |             | Return; W/TRW Rack & Pinion Gear;       |                 |                |             |
|                                      | Return - Cooler To Pump.....                                |                 | ★23"           |             | ☆R.....                                 |                 |                |             |
|                                      | Return - Gear To Cooler.....                                | ✗71116          | ★18"           |             | Return - Cooler To Pump.....            |                 |                |             |
|                                      | <b>1981</b>   |                 |                |             | ★19"                                    |                 |                |             |
|                                      | <b>4-CYL. 2.3 L ENG.; 6-CYL. 3.3 L ENG.; V-8 4.2 L ENG.</b> |                 |                |             | <b>1973</b>                             |                 |                |             |
|                                      | Pressure; W/Ford Rack & Pinion Gear;                        |                 |                |             | <b>6-CYL. 250 ENG.</b>                  |                 |                |             |
|                                      | ☆Q.....   | 71118           |                |             | Pressure.....                           |                 |                |             |
|                                      | Pressure; W/TRW Rack & Pinion Gear;                         |                 |                |             | Return.....                             |                 |                |             |
|                                      | ☆R.....   | 71061           |                |             | ✗70629                                  |                 |                |             |
|                                      | Return - Cooler To Pump.....                                |                 | ★20"           |             | ★28"                                    |                 |                |             |
|                                      | Return - From Gear; W/Cooler; W/Ford                        |                 | ★19"           |             | 39859                                   |                 |                |             |
|                                      | Rack & Pinion Gear; ☆Q.....                                 | ✗71116          | ★19"           |             | <b>V-8 302 ENG.; V-8 351 ENG.</b>       |                 |                |             |
|                                      | Return - From Gear; W/Cooler; W/TRW                         |                 | ★19"           |             | Pressure - To Gear.....                 |                 |                |             |
|                                      | Rack & Pinion Gear; ☆R.....                                 | ✗71007          | ★19"           |             | Return.....                             |                 |                |             |
|                                      | <b>1980</b>   |                 |                |             | ✗70629                                  |                 |                |             |
|                                      | <b>4-CYL. 2.3 L ENG.; 6-CYL. 3.3 L ENG.; V-8 4.2 L ENG.</b> |                 |                |             | ★28"                                    |                 |                |             |
|                                      | Pressure; W/Ford Rack & Pinion Gear;                        |                 |                |             | 39859                                   |                 |                |             |
|                                      | ☆Q.....   | 71118           |                |             | <b>1972</b>                             |                 |                |             |
|                                      | Pressure; W/TRW Rack & Pinion Gear;                         |                 |                |             | <b>6-CYL. 250 ENG.</b>                  |                 |                |             |
|                                      | ☆R.....   | 71061           |                |             | Pressure - To Gear; Apr. 30 & Older.... |                 |                |             |
|                                      | Return - Cooler To Pump.....                                |                 | ★19"           |             | Return.....                             |                 |                |             |
|                                      | Return - From Gear; W/Cooler; Jun. 7                        |                 | ★              |             | ✗70629                                  |                 |                |             |
|                                      | & Newer.....  |                 |                |             | ★28"                                    |                 |                |             |
|                                      | Return - From Gear; W/Cooler; W/TRW                         |                 |                |             | 39859                                   |                 |                |             |
|                                      | Rack & Pinion Gear; Jun. 6 & Older;                         |                 |                |             | <b>1971</b>                             |                 |                |             |
|                                      | ☆R.....   | ✗71155          |                |             | <b>6-CYL. 250 ENG.</b>                  |                 |                |             |
|                                      | <b>1979</b>   |                 |                |             | Return.....                             |                 |                |             |
|                                      | <b>4-CYL. 140 ENG.</b>                                      |                 |                |             | ✗70629                                  |                 |                |             |
|                                      | Pressure; W/Ford Rack & Pinion Gear;                        |                 |                |             | ★                                       |                 |                |             |
|                                      | ☆Q.....   | 71061           |                |             | 39859                                   |                 |                |             |
|                                      | Pressure; W/TRW Rack & Pinion Gear;                         |                 |                |             | <b>V-8 302 ENG.; V-8 351 ENG.</b>       |                 |                |             |
|                                      | ☆R.....   | 71020           |                |             | Pressure - To Gear.....                 |                 |                |             |
|                                      | Return; W/TRW Rack & Pinion Gear;                           |                 |                |             | Return.....                             |                 |                |             |
|                                      | ☆R.....   | ✗71155          |                |             | ✗70629                                  |                 |                |             |
|                                      | Return - Cooler To Pump.....                                |                 | ★26"           |             | ★42"                                    |                 |                |             |
|                                      | <b>6-CYL. 200 ENG.</b>                                      |                 |                |             | 39859                                   |                 |                |             |
|                                      | Pressure; W/Ford Rack & Pinion Gear;                        |                 |                |             | <b>V-8 429 ENG.</b>                     |                 |                |             |
|                                      | ☆Q.....   | 71061           |                |             | Pressure - To Gear.....                 |                 |                |             |
|                                      | <b>1979</b>   |                 |                |             | Return.....                             |                 |                |             |
|                                      | <b>4-CYL. 140 ENG.</b>                                      |                 |                |             | ✗70629                                  |                 |                |             |
|                                      | Pressure; W/Ford Rack & Pinion Gear;                        |                 |                |             | ★42"                                    |                 |                |             |
|                                      | ☆Q.....   | 71061           |                |             | 39859                                   |                 |                |             |
|                                      | Pressure; W/TRW Rack & Pinion Gear;                         |                 |                |             | <b>1970</b>                             |                 |                |             |
|                                      | ☆R.....   | 71020           |                |             | <b>6-CYL. 200 ENG.; 6-CYL. 250 ENG.</b> |                 |                |             |
|                                      | Return; W/TRW Rack & Pinion Gear;                           |                 |                |             | Cyl.....                                |                 |                |             |
|                                      | ☆R.....   | ✗71155          |                |             | ②70640                                  |                 |                |             |
|                                      | Return - Cooler To Pump.....                                |                 | ★26"           |             | Pressure.....                           |                 |                |             |
|                                      | <b>6-CYL. 200 ENG.</b>                                      |                 |                |             | ③70652                                  |                 |                |             |
|                                      | Pressure; W/Ford Rack & Pinion Gear;                        |                 |                |             | Return.....                             |                 |                |             |
|                                      | ☆Q.....   | 71061           |                |             | ✗80113                                  |                 |                |             |
|                                      | <b>1979</b>   |                 |                |             | ★32"                                    |                 |                |             |
|                                      | <b>4-CYL. 140 ENG.</b>                                      |                 |                |             | 39860                                   |                 |                |             |
|                                      | Pressure; W/Ford Rack & Pinion Gear;                        |                 |                |             | <b>V-8 302 ENG.; V-8 351 ENG.</b>       |                 |                |             |
|                                      | ☆Q.....   | 71061           |                |             | Cyl.....                                |                 |                |             |
|                                      | <b>1979</b>   |                 |                |             | ②70640                                  |                 |                |             |
|                                      | <b>4-CYL. 140 ENG.</b>                                      |                 |                |             | ③70640                                  |                 |                |             |
|                                      | Pressure; W/Ford Rack & Pinion Gear;                        |                 |                |             | ④70640                                  |                 |                |             |
|                                      | ☆Q.....   | 71061           |                |             | ✗70629                                  |                 |                |             |
|                                      | Pressure; W/TRW Rack & Pinion Gear;                         |                 |                |             | ★                                       |                 |                |             |
|                                      | ☆R.....   | 71020           |                |             | 39859                                   |                 |                |             |
|                                      | Return; W/TRW Rack & Pinion Gear;                           |                 |                |             | <b>1972</b>                             |                 |                |             |
|                                      | ☆R.....   | ✗71155          |                |             | <b>6-CYL. 250 ENG.</b>                  |                 |                |             |
|                                      | Return - Cooler To Pump.....                                |                 | ★26"           |             | Pressure - To Gear.....                 |                 |                |             |
|                                      | <b>6-CYL. 200 ENG.</b>                                      |                 |                |             | Return.....                             |                 |                |             |
|                                      | Pressure; W/Ford Rack & Pinion Gear;                        |                 |                |             | ✗70629                                  |                 |                |             |
|                                      | ☆Q.....   | 71061           |                |             | ★42"                                    |                 |                |             |
|                                      | <b>1979</b>   |                 |                |             | 39859                                   |                 |                |             |
|                                      | <b>4-CYL. 140 ENG.</b>                                      |                 |                |             | <b>V-8 429 ENG.</b>                     |                 |                |             |
|                                      | Pressure; W/Ford Rack & Pinion Gear;                        |                 |                |             | Pressure - To Gear.....                 |                 |                |             |
|                                      | ☆Q.....   | 71061           |                |             | Return.....                             |                 |                |             |
|                                      | Pressure; W/TRW Rack & Pinion Gear;                         |                 |                |             | ✗70629                                  |                 |                |             |
|                                      | ☆R.....   | 71020           |                |             | ★42"                                    |                 |                |             |
|                                      | Return; W/TRW Rack & Pinion Gear;                           |                 |                |             | 39859                                   |                 |                |             |
|                                      | ☆R.....   | ✗71155          |                |             | <b>1970</b>                             |                 |                |             |
|                                      | Return - Cooler To Pump.....                                |                 | ★26"           |             | <b>6-CYL. 200 ENG.; 6-CYL. 250 ENG.</b> |                 |                |             |
|                                      | <b>6-CYL. 200 ENG.</b>                                      |                 |                |             | Cyl.....                                |                 |                |             |
|                                      | Pressure; W/Ford Rack & Pinion Gear;                        |                 |                |             | ②70640                                  |                 |                |             |
|                                      | ☆Q.....   | 71061           |                |             | Pressure.....                           |                 |                |             |
|                                      | <b>1979</b>   |                 |                |             | ③70652                                  |                 |                |             |
|                                      | <b>4-CYL. 140 ENG.</b>                                      |                 |                |             | Return.....                             |                 |                |             |
|                                      | Pressure; W/Ford Rack & Pinion Gear;                        |                 |                |             | ✗80113                                  |                 |                |             |
|                                      | ☆Q.....   | 71061           |                |             | ★32"                                    |                 |                |             |
|                                      | <b>1979</b>   |                 |                |             | 39860                                   |                 |                |             |
|                                      | <b>4-CYL. 140 ENG.</b>                                      |                 |                |             | <b>V-8 302 ENG.; V-8 351 ENG.</b>       |                 |                |             |
|                                      | Pressure; W/Ford Rack & Pinion Gear;                        |                 |                |             | Cyl.....                                |                 |                |             |
|                                      | ☆Q.....   | 71061           |                |             | ②70640                                  |                 |                |             |

**ILLUSTRATIONS**

\* Cut From C.P.E. 3/8" I.D. Hose: 71350 (48"), 81352 (25").  
 † Cut From S.A.E. 11/32" I.D. Hose: 80062 (12"), 80063 (24"), 80064 (36"), 81353 (25").  
 ★ Cut From S.A.E. 3/8" I.D. Hose: 71224 (24"), 71236 (36"), 71206 (48"), 81206 (25"). May Also Use 3/8" C.P.E.  
 ❖ Cut From S.A.E. 5/8" I.D. Hose: 71351 (36").  
 □ Cut From 1/2" I.D. Suction Hose: 71296 (36"), 81354 (10').  
 ❖ Cut From 5/8" I.D. Suction Hose: 71207 (42"), 81355 (10').  
 ✱ Cut From 3/4" I.D. Suction Hose: 71297 (36"), 81356 (10').  
 ☆ See Page A14 For Pump or Gear Identification.

② Two Required.  
 ③ Three Required.  
 ④ Four Required.  
 ✗ Cut To Fit.  
 \* Replaces Both Upper and Lower Hose.  
 ▲ 252660 Adaptor Required For Some Models.  
 ❖ See Page A6 For Installation Procedure.

# Power Steering Hose for Passenger Cars

| Application                                     | Assembly Number | Multi-Use Hose | End Fitting | Application                               | Assembly Number | Multi-Use Hose | End Fitting |
|---|-----------------|----------------|-------------|---|-----------------|----------------|-------------|
| <b>FORD - Continued</b>                         |                 |                |             | <b>FORD - Continued</b>                   |                 |                |             |
| <b>MUSTANG - Continued</b>                      |                 |                |             | <b>MUSTANG - Continued</b>                |                 |                |             |
| <b>1970 - Continued</b>                         |                 |                |             | <b>1967 - Continued</b>                   |                 |                |             |
| <b>V-8 302 ENG.; V-8 351 ENG. - Continued</b>   |                 |                |             | <b>V-8 289 ENG.</b>                       |                 |                |             |
| Pressure - Control Valve End.....               | 70689           |                |             | Cyl.....                                  | ②70640          |                |             |
| Pressure - Pump End.....                        | 70688           |                |             | Pressure; W/1/4" Control Valve Fitting... | 80025           |                |             |
| Return - Control Valve End.....                 | ③70656          |                |             | Pressure; W/5/16" Control Valve Fitting.  | 70653           |                |             |
| <b>V-8 428 ENG.</b>                             |                 |                |             | Return .....                              | ④80113          | ★30"           | 39860       |
| Cyl.....  | ②70640          |                |             | <b>V-8 390 ENG.</b>                       |                 |                |             |
| Pressure - Control Valve End.....               | 70689           |                |             | Cyl.....                                  | ②70640          |                |             |
| Pressure - Pump End.....                        | 70687           |                |             | Pressure - Control Valve End.....         | 70689           |                |             |
| Return - Control Valve End.....                 | ③70656          |                |             | Pressure - Pump End.....                  | 70687           |                |             |
| <b>V-8 429 ENG.</b>                             |                 |                |             | Return .....                              | ③70656          |                |             |
| Cyl.....  | ②70640          |                |             | <b>1966</b>                               |                 |                |             |
| Pressure - Control Valve End.....               | 70689           |                |             | <b>6-CYL. 200 ENG.</b>                    |                 |                |             |
| Pressure - Pump End.....                        | 70691           |                |             | Cyl.....                                  | ②70608          |                |             |
| Return - Control Valve End.....                 | ③70656          |                |             | Pressure .....                            | 70626           |                |             |
| <b>1969</b>                                     |                 |                |             | Return .....                              | ④80023          | ★              | 39861       |
| <b>6-CYL. 200 ENG.; 6-CYL. 250 ENG.</b>         |                 |                |             | <b>V-8 289 ENG.</b>                       |                 |                |             |
| Cyl.....  | ②70640          |                |             | Cyl.....                                  | ②70608          |                |             |
| Pressure .....                                  | 70652           |                |             | Pressure .....                            | 70613           |                |             |
| Return .....                                    | ④80113          | ★32"           | 39860       | Return .....                              | ④80023          | ★30"           | 39861       |
| <b>V-8 302 ENG.</b>                             |                 |                |             | <b>1965</b>                               |                 |                |             |
| Cyl.....  | ②70640          |                |             | <b>6-CYL. 200 ENG.</b>                    |                 |                |             |
| Pressure - Control Valve End.....               | 70689           |                |             | Cyl.....                                  | ②70608          |                |             |
| Pressure - Pump End; W/Cooler.....              | 80026           |                |             | Pressure; W/Ford P.S. Pump; ☆C.....       | 70626           |                |             |
| Pressure - Pump End; W/O Cooler.....            | 70691           |                |             | Return .....                              | ④80023          | ★              | 39861       |
| Return - Control Valve End.....                 | ③70656          |                |             | <b>V-8 289 ENG.</b>                       |                 |                |             |
| <b>V-8 351 ENG.</b>                             |                 |                |             | Cyl.....                                  | ②70608          |                |             |
| Cyl.....  | ②70640          |                |             | Pressure; W/Eaton P.S. Pump; ☆A.....      | 70632           |                |             |
| Pressure - Control Valve End.....               | 70689           |                |             | Pressure; W/Ford P.S. Pump; ☆C.....       | 70613           |                |             |
| Pressure - Pump End.....                        | 70691           |                |             | Return .....                              | ④80023          | ★30"           | 39861       |
| Return - Control Valve End.....                 | ③70656          |                |             | <b>1964</b>                               |                 |                |             |
| <b>V-8 390 ENG.; V-8 428 ENG.; V-8 429 ENG.</b> |                 |                |             | <b>6-CYL. 170 ENG.</b>                    |                 |                |             |
| Cyl.....  | ②70640          |                |             | Cyl.....                                  | ②70608          |                |             |
| Pressure - Control Valve End.....               | 70689           |                |             | Pressure; W/Ford P.S. Pump; ☆C.....       | 80022           |                |             |
| Pressure - Pump End.....                        | 70687           |                |             | Return .....                              | ④80023          | ★              | 39861       |
| Return - Control Valve End.....                 | ③70656          |                |             | <b>V-8 260 ENG.</b>                       |                 |                |             |
| <b>1968</b>                                     |                 |                |             | Cyl.....                                  | ②70608          |                |             |
| <b>6-CYL. 200 ENG.</b>                          |                 |                |             | Pressure; W/Eaton P.S. Pump; ☆A.....      | 70632           |                |             |
| Cyl.....  | ②70640          |                |             | Pressure; W/Ford P.S. Pump; ☆C.....       | 80022           |                |             |
| Pressure .....                                  | 70652           |                |             | Return .....                              | ④80023          | ★              | 39861       |
| Return .....                                    | ④80113          | ★32"           | 39860       | <b>V-8 289 ENG.</b>                       |                 |                |             |
| <b>V-8 289 ENG.; V-8 302 ENG.</b>               |                 |                |             | Cyl.....                                  | ②70608          |                |             |
| Cyl.....  | ②70640          |                |             | Pressure; W/Eaton P.S. Pump; ☆A.....      | 70632           |                |             |
| Pressure .....                                  | 70653           |                |             | Pressure; W/Ford P.S. Pump; ☆C.....       | 70613           |                |             |
| Return .....                                    | ④80113          | ★              | 39860       | Return .....                              | ④80023          | ★30"           | 39861       |
| <b>V-8 390 ENG.; V-8 428 ENG.</b>               |                 |                |             | <b>MUSTANG II</b>                         |                 |                |             |
| Cyl.....  | ②70640          |                |             | <b>1978</b>                               |                 |                |             |
| Pressure - Control Valve End.....               | 70689           |                |             | <b>4-CYL. 140 ENG.</b>                    |                 |                |             |
| Pressure - Pump End.....                        | 70687           |                |             | Pressure .....                            | 71020           |                |             |
| Return - Control Valve End.....                 | ③70656          |                |             | Return - Cooler To Pump.....              |                 | ★20"           |             |
| <b>V-8 427 ENG.</b>                             |                 |                |             | <b>V-6 171 ENG.</b>                       |                 |                |             |
| Cyl.....  | ②70640          |                |             | Pressure .....                            | 71008           |                |             |
| Return - Control Valve End.....                 | ③70656          |                |             | Return - Cooler To Pump.....              |                 | ★20"           |             |
| <b>1967</b>                                     |                 |                |             | <b>V-8 302 ENG.</b>                       |                 |                |             |
| <b>6-CYL. 200 ENG.</b>                          |                 |                |             | Pressure .....                            | 71020           |                |             |
| Cyl.....  | ②70640          |                |             | Return - Cooler To Pump.....              |                 | ★18"           |             |
| Pressure; W/1/4" Control Valve Fitting...       | 80024           |                |             |   |                 |                |             |
| Pressure; W/5/16" Control Valve Fitting.        | 70652           |                |             |   |                 |                |             |
| Return .....                                    | ④80113          | ★28"           | 39860       |   |                 |                |             |

**SYSTEM PUMP & GEAR IDENT.**

**SYSTEM & COMPONENT IDENT.**

**PASS. CARS**

**LIGHT TRUCKS**

**MEDIUM/HEAVY TRUCKS**

**BUSES**

**HOSE NUMERICAL**

**REPAIR KITS**

**KIT NUMERICAL**

**ILLUSTRATIONS**

\* Cut From C.P.E. 3/8" I.D. Hose: 71350 (48"), 81352 (25').  
 † Cut From S.A.E. 11/32" I.D. Hose: 80062 (12"), 80063 (24"), 80064 (36"), 81353 (25').  
 ★ Cut From S.A.E. 3/8" I.D. Hose: 71224 (24"), 71236 (36"), 71206 (48"), 81206 (25'). May Also Use 3/8" C.P.E.  
 ❖ Cut From S.A.E. 5/8" I.D. Hose: 71351 (36").  
 □ Cut From 1/2" I.D. Suction Hose: 71296 (36"), 81354 (10').  
 ❖ Cut From 5/8" I.D. Suction Hose: 71207 (42"), 81355 (10').  
 \* Cut From 3/4" I.D. Suction Hose: 71297 (36"), 81356 (10').  
 ☆ See Page A14 For Pump or Gear Identification.

② Two Required.  
 ③ Three Required.  
 ④ Four Required.  
 ④ Cut To Fit.  
 ▲ Replaces Both Upper and Lower Hose.  
 ▲ 252660 Adaptor Required For Some Models.  
 ❖ See Page A6 For Installation Procedure.



# Power Steering Hose for Passenger Cars

|                                      | Application  | Assembly Number | Multi-Use Hose | End Fitting | Application                                      | Assembly Number | Multi-Use Hose | End Fitting |
|--------------------------------------|--|-----------------|----------------|-------------|--|-----------------|----------------|-------------|
| <b>SYSTEM PUMP &amp; GEAR IDENT.</b> | <b>FORD - Continued</b>                            |                 |                |             | <b>FORD - Continued</b>                          |                 |                |             |
| <b>SYSTEM &amp; COMPONENT IDENT.</b> | <b>MUSTANG II - Continued</b>                      |                 |                |             | <b>PINTO - Continued</b>                         |                 |                |             |
| <b>PASS. CARS</b>                    | <b>1977</b>  |                 |                |             | <b>1978 - Continued</b>                          |                 |                |             |
|                                      | <b>4-CYL. 140 ENG.</b>                             |                 |                |             | <b>V-6 171 ENG. - Continued</b>                  |                 |                |             |
|                                      | Pressure; Jul. 5 & Older.....                      | 70680           |                |             | Return - From Gear; W/Cooler.....                |                 | ★36"           | 39114       |
|                                      | Pressure; Jul. 6 & Newer.....                      | 71020           |                |             |  |                 |                |             |
|                                      | Return - Cooler To Pump.....                       |                 | ★20"           |             |  |                 |                |             |
|                                      | <b>V-6 171 ENG.</b>                                |                 |                |             | <b>1977</b>                                      |                 |                |             |
|                                      | Pressure; Jul. 5 & Older.....                      | 70680           |                |             | <b>4-CYL. 140 ENG.; V-6 171 ENG.</b>             |                 |                |             |
|                                      | Pressure; Jul. 6 & Newer.....                      | 71008           |                |             | Pressure.....                                    | 70680           |                |             |
|                                      | Return - Cooler To Pump.....                       |                 | ★20"           |             | Return - Cooler To Pump.....                     |                 | ★              |             |
|                                      | <b>V-8 302 ENG.</b>                                |                 |                |             | Return - Gear End; W/Flared Fitting.....         |                 |                |             |
|                                      | Pressure; Jul. 5 & Older.....                      | 70680           |                |             |  |                 | ★              | 39135       |
|                                      | Pressure; Jul. 6 & Newer.....                      | 71020           |                |             | <b>1976-1975</b>                                 |                 |                |             |
|                                      | Return - Cooler To Pump.....                       |                 | ★18"           |             | <b>4-CYL. 140 ENG.; V-6 171 ENG.</b>             |                 |                |             |
|                                      | <b>1976</b>  |                 |                |             | Pressure.....                                    |                 |                |             |
|                                      | <b>4-CYL. 140 ENG.; V-6 171 ENG.</b>               |                 |                |             | Return - Cooler To Pump.....                     |                 |                |             |
|                                      | Pressure.....                                      | 70680           |                |             | Return - From Gear; W/Cooler.....                |                 |                |             |
|                                      | Return - Cooler To Pump.....                       |                 | ★              |             | 71884  |                 |                |             |
|                                      | Return - Gear To Cooler; Apr. 5 & Older.....       | 91884           |                |             | <b>PROBE</b>                                     |                 |                |             |
|                                      | Return - Gear To Cooler; Apr. 6 & Newer.....       |                 | ★              | 39135       | <b>1995-1994</b>                                 |                 |                |             |
| <b>LIGHT TRUCKS</b>                  | <b>V-8 302 ENG.</b>                                |                 |                |             | <b>4-CYL. 2.0 L ENG.</b>                         |                 |                |             |
|                                      | Pressure.....                                      | 70680           |                |             | Pressure - From Pump.....                        | 80081           |                |             |
|                                      | Return - Cooler To Pump.....                       |                 | ★              |             | Pressure - To Gear.....                          | 91854           |                |             |
|                                      | Return - Gear To Cooler.....                       |                 |                |             | Pressure - To Pipe.....                          | 91739           |                |             |
|                                      | Return - Gear To Cooler.....                       |                 |                |             | Return - Cooler To Reservoir.....                |                 | ★10"           |             |
|                                      | Return - Gear To Cooler.....                       |                 |                |             | Return - Gear To Pipe; W/Cooler.....             |                 | ★22"           |             |
|                                      | Return - Gear To Cooler.....                       |                 |                |             | Return - Pipe To Cooler.....                     |                 | ★18"           |             |
| <b>MEDIUM/HEAVY TRUCKS</b>           | <b>1975</b>  |                 |                |             | <b>V-6 2.5 L ENG.</b>                            |                 |                |             |
|                                      | <b>4-CYL. 140 ENG.; V-6 171 ENG.; V-8 302 ENG.</b> |                 |                |             | Pressure.....                                    |                 |                |             |
|                                      | Pressure.....                                      | 70680           |                |             | Return.....                                      | 91917           |                | ★22"        |
|                                      | Return - Cooler To Pump.....                       |                 | ★              |             | <b>1993</b>                                      |                 |                |             |
|                                      | Return - Gear To Cooler.....                       | 91884           |                |             | <b>4-CYL. 2.0 L ENG.</b>                         |                 |                |             |
|                                      | Return - Gear To Cooler.....                       |                 |                |             | Pressure - From Pump.....                        | 80081           |                |             |
|                                      | Return - Gear To Cooler.....                       |                 |                |             | Pressure - To Pipe.....                          | 91739           |                |             |
|                                      | Return - Gear To Cooler.....                       |                 |                |             | Return - Cooler To Reservoir.....                |                 | ★10"           |             |
|                                      | Return - Gear To Cooler.....                       |                 |                |             | Return - Gear To Pipe; W/Cooler.....             |                 | ★22"           |             |
|                                      | Return - Gear To Cooler.....                       |                 |                |             | Return - Pipe To Cooler.....                     |                 | ★18"           |             |
| <b>BUSES</b>                         | <b>1974</b>  |                 |                |             | <b>V-6 2.5 L ENG.</b>                            |                 |                |             |
|                                      | <b>4-CYL. 140 ENG.; V-6 171 ENG.</b>               |                 |                |             | Pressure - From Pump.....                        |                 |                |             |
|                                      | Pressure.....                                      | 70680           |                |             | Return - To Pump.....                            | 71837           |                | ★15"        |
|                                      | Return.....  | 91884           |                |             | <b>1992-1990</b>                                 |                 |                |             |
|                                      | Return.....  |                 |                |             | <b>4-CYL. 2.2 L ENG.</b>                         |                 |                |             |
|                                      | Return.....  |                 |                |             | Pressure - From Pump.....                        | 91683           |                |             |
|                                      | Return.....  |                 |                |             | Pressure - To Pipe.....                          | 71427           |                |             |
|                                      | Return.....  |                 |                |             | Return - Cooler To Reservoir.....                |                 | ★16"           |             |
|                                      | Return.....  |                 |                |             | Return - Gear To Pipe; W/Cooler.....             |                 | ★7"            |             |
|                                      | Return.....  |                 |                |             | Return - Pipe To Cooler.....                     |                 | ★8"            |             |
|                                      | Return.....  |                 |                |             | <b>V-6 3.0 L ENG.</b>                            |                 |                |             |
|                                      | Return.....  |                 |                |             | Pressure.....                                    | 71665           |                |             |
|                                      | Return.....  |                 |                |             | Reservoir.....                                   |                 | ❖11"           |             |
|                                      | Return.....  |                 |                |             | Return - Cooler To Reservoir.....                |                 | ★17"           |             |
|                                      | Return.....  |                 |                |             | Return - Gear To Pipe; W/Cooler.....             |                 | ★8"            |             |
|                                      | Return.....  |                 |                |             | Return - Pipe To Cooler.....                     |                 | ★6"            |             |
|                                      | Return.....  |                 |                |             | <b>1989</b>                                      |                 |                |             |
|                                      | Return.....  |                 |                |             | <b>4-CYL. 2.2 L ENG.</b>                         |                 |                |             |
|                                      | Return.....  |                 |                |             | Pressure - From Pump; Apr. 20, 1989 & Older..... | 71426           |                |             |
|                                      | Return.....  |                 |                |             | Pressure - From Pump; Apr. 21, 1989 & Newer..... | 91683           |                |             |
|                                      | Return.....  |                 |                |             | Pressure - To Pipe.....                          | 71427           |                |             |

**ILLUSTRATIONS**

\* Cut From C.P.E. 3/8" I.D. Hose: 71350 (48"), 81352 (25").  
 † Cut From S.A.E. 11/32" I.D. Hose: 80062 (12"), 80063 (24"), 80064 (36"), 81353 (25").  
 ★ Cut From S.A.E. 3/8" I.D. Hose: 71224 (24"), 71236 (36"), 71206 (48"), 81206 (25"). May Also Use 3/8" C.P.E.  
 ❖ Cut From S.A.E. 5/8" I.D. Hose: 71351 (36").  
 □ Cut From 1/2" I.D. Suction Hose: 71296 (36"), 81354 (10').  
 ❖ Cut From 5/8" I.D. Suction Hose: 71207 (42"), 81355 (10').  
 \* Cut From 3/4" I.D. Suction Hose: 71297 (36"), 81356 (10').  
 ☆ See Page A14 For Pump or Gear Identification.

② Two Required.  
 ③ Three Required.  
 ④ Four Required.  
 ≡ Cut To Fit.  
 ⊗ Replaces Both Upper and Lower Hose.  
 ▲ 252660 Adaptor Required For Some Models.  
 ❖ See Page A6 For Installation Procedure.

# Power Steering Hose for Passenger Cars

| Application   | Assembly Number | Multi-Use Hose | End Fitting | Application  | Assembly Number | Multi-Use Hose | End Fitting |
|---|-----------------|----------------|-------------|--|-----------------|----------------|-------------|
| <b>FORD - Continued</b>   |                 |                |             | <b>FORD - Continued</b>  |                 |                |             |
| <b>PROBE - Continued</b>  |                 |                |             | <b>TAURUS - Continued</b>  |                 |                |             |
| <b>1989 - Continued</b>   |                 |                |             | <b>1995-1994 - Continued</b>   |                 |                |             |
| <b>4-CYL. 2.2 L ENG. - Continued</b>  |                 |                |             | <b>V-6 3.2 L ENG.</b>  |                 |                |             |
| Return - Cooler To Reservoir.....   |                 | ★15"           |             | Pressure .....   | 71831           |                |             |
| Return - Gear To Pipe; W/Cooler .....   |                 | ★7"            |             | Return - Cooler To Reservoir.....  | 91832           |                |             |
| Return - Pipe To Cooler.....  |                 | ★8"            |             | Return - Gear To Cooler.....   | 80021           |                |             |
| <b>RANCH WAGON</b>  |                 |                |             | <b>V-6 3.8 L ENG.</b>  |                 |                |             |
| <b>1974</b>   |                 |                |             | Pressure; Easy Fit Hose Assy.;<br>W/Switch Port.....   |                 |                |             |
| <b>V-8 351 ENG.; V-8 400 ENG.</b>   | 91848           |                |             |  | 80335           |                |             |
| Pressure .....  |                 |                |             | Pressure; OEM Type Hose Assy.;<br>W/Switch Port.....   | 91835           |                |             |
| Return - Cooler To Pump.....  |                 | ★28"           |             | Pressure; W/O Switch Port.....   | 91830           |                |             |
| Return - From Gear; W/Cooler.....   | ≠80031          | ★42"           | 39859       | Return; W/O Cooler.....  | 91776           |                |             |
| <b>V-8 460 ENG.</b>   |                 |                |             | Return - Cooler To Reservoir.....  |                 |                |             |
| Pressure; W/A.C.; May 1 & Older.....  | 80189           |                |             | Return - Gear To Cooler.....   | 91881           |                |             |
| Pressure; W/A.C.; May 2 & Newer .....   | 70677           |                |             | <b>1993</b>  |                 |                |             |
| Pressure; W/O A.C. ....   | 80189           |                |             | <b>V-6 3.0 L ENG.</b>  |                 |                |             |
| Return - Cooler To Pump.....  |                 | ★28"           |             | Pressure; Easy Fit Hose Assy.; W/O<br>SHO Eng.; W/O Switch Port .....  |                 |                |             |
| Return - From Gear; W/Cooler.....   | ≠80031          | ★42"           | 39859       |  | 80334           |                |             |
| <b>1973</b>   |                 |                |             | Pressure; Easy Fit Hose Assy.; W/O<br>SHO Eng.; W/Switch Port.....   |                 |                |             |
| <b>V-8 351 ENG.; V-8 400 ENG.</b>   | 91848           |                |             |  | 80335           |                |             |
| Pressure .....  |                 |                |             | Pressure; OEM Type Hose Assy.; W/O<br>SHO Eng.; W/O Switch Port .....  | 91906           |                |             |
| Return - Cooler To Pump.....  |                 | ★28"           |             | Pressure; OEM Type Hose Assy.; W/O<br>SHO Eng.; W/Switch Port.....   | 91738           |                |             |
| Return - From Gear; W/Cooler.....   | ≠80031          | ★42"           | 39859       | Pressure; W/SHO Eng. ....  | 71830           |                |             |
| <b>V-8 429 ENG.; V-8 460 ENG.</b>   |                 |                |             | Return; W/O SHO Eng.; W/O Variable<br>Assist.....  |                 |                |             |
| Pressure; W/A.C.....  | 80189           |                |             |  | 91914           |                |             |
| Pressure; W/O A.C. ....   | 80189           |                |             | Return; W/O SHO Eng.; W/Variable As-<br>sist; Pressure fitting of pump is<br>equipped with an electronic sender<br>on vehicles with variable assist..... | 91777           |                |             |
| Return - Cooler To Pump.....  |                 | ★28"           |             | Return - Cooler To Reservoir; W/SHO<br>Eng. ....   | 91774           | ★78"           |             |
| Return - From Gear; W/Cooler.....   | ≠80031          | ★42"           | 39859       | Return - Gear To Cooler; W/SHO Eng..   |                 |                |             |
| <b>1972</b>   |                 |                |             | <b>V-6 3.2 L ENG.</b>  |                 |                |             |
| <b>V-8 302 ENG.; V-8 351 ENG.; V-8 400 ENG.; V-8 429 ENG.</b>                   |                 |                |             | Pressure .....   | 71831           |                |             |
| Pressure; Mar. 13 & Older .....   | 71262           |                |             | Return - Cooler To Reservoir.....  | 91832           |                |             |
| Pressure; Mar. 14 & Newer.....  | 91848           |                |             | Return - Gear To Cooler.....   | 80021           |                |             |
| Return - Cooler To Pump.....  |                 | ★26"           |             | <b>V-6 3.8 L ENG.</b>  |                 |                |             |
| Return - From Gear; W/Cooler.....   | ≠80031          | ★26"           | 39859       | Pressure; Easy Fit Hose Assy.; W/O<br>Switch Port.....   |                 |                |             |
| <b>1971</b>   |                 |                |             |  |                 |                |             |
| <b>V-8 302 ENG.; V-8 351 ENG.; V-8 390 ENG.; V-8 400 ENG.;<br/>V-8 429 ENG.</b> | 70660           |                |             | Pressure; Easy Fit Hose Assy.;<br>W/Switch Port.....   |                 |                |             |
| Pressure .....  |                 |                |             |  | 80335           |                |             |
| Return - Cooler To Pump.....  |                 | ★20"           |             | Pressure; OEM Type Hose Assy.; W/O<br>Switch Port.....   |                 |                |             |
| Return - From Gear; W/Cooler.....   | ≠80114          | ★26"           | 39859       |  | 91736           |                |             |
| <b>TAURUS</b>   |                 |                |             | Pressure; OEM Type Hose Assy.;<br>W/Switch Port.....   |                 |                |             |
| <b>1995-1994</b>  |                 |                |             |  |                 |                |             |
| <b>V-6 3.0 L ENG.</b>   |                 |                |             | Return; W/O Cooler.....  |                 |                |             |
| Pressure; Easy Fit Hose Assy.; W/O<br>SHO Eng.; W/Switch Port.....              |                 |                |             |  | 91776           |                |             |
| Pressure; OEM Type Hose Assy.; W/O<br>SHO Eng.; W/Switch Port.....              |                 |                |             |  | 91771           |                |             |
| Pressure; W/O SHO Eng.; W/O Switch<br>Port.....                                 |                 |                |             |  | 91772           |                |             |
| Pressure; W/SHO Eng.....  |                 |                |             | <b>1992</b>  |                 |                |             |
| Return - Cooler To Pump; W/O SHO<br>Eng. ....                                   |                 |                |             | <b>V-6 3.0 L ENG.</b>  |                 |                |             |
| Return - Cooler To Reservoir; W/SHO<br>Eng. ....                                |                 |                |             | Pressure; Easy Fit Hose Assy.; W/O<br>SHO Eng.; W/O Switch Port .....  |                 |                |             |
| Return - Gear To Cooler; W/O SHO<br>Eng. ....                                   |                 |                |             |  | 80334           |                |             |
|   | 91882           |                | ★78"        | Pressure; Easy Fit Hose Assy.; W/O<br>SHO Eng.; W/Switch Port.....   |                 |                |             |
| Return - Gear To Cooler; W/SHO Eng..  | 91774           |                |             |  | 80335           |                |             |
|   |                 |                |             | Pressure; OEM Type Hose Assy.; W/O<br>SHO Eng. ....  |                 |                |             |
|   |                 |                |             |  | 91673           |                |             |
|   |                 |                |             | Pressure; W/SHO Eng. ....  |                 |                |             |
|   |                 |                |             |  | 71829           |                |             |
|   |                 |                |             | Reservoir .....  |                 |                |             |
|   |                 |                |             |  |                 | ✦              |             |
|   |                 |                |             | Return; W/O SHO Eng. ....  |                 |                |             |
|   |                 |                |             |  | 91777           |                |             |

\* Cut From C.P.E. 3/8" I.D. Hose: 71350 (48"), 81352 (25").  
 † Cut From S.A.E. 11/32" I.D. Hose: 80062 (12"), 80063 (24"), 80064 (36"), 81353 (25").  
 ★ Cut From S.A.E. 3/8" I.D. Hose: 71224 (24"), 71236 (36"), 71206 (48"), 81206 (25"). May Also Use 3/8" C.P.E.  
 ♣ Cut From S.A.E. 5/8" I.D. Hose: 71351 (36").  
 □ Cut From 1/2" I.D. Suction Hose: 71296 (36"), 81354 (10').  
 ✦ Cut From 5/8" I.D. Suction Hose: 71207 (42"), 81355 (10').  
 \* Cut From 3/4" I.D. Suction Hose: 71297 (36"), 81356 (10').  
 ☆ See Page A14 For Pump or Gear Identification.

② Two Required.  
 ③ Three Required.  
 ④ Four Required.  
 ≠ Cut To Fit.  
 ✦ Replaces Both Upper and Lower Hose.  
 ▲ 252660 Adaptor Required For Some Models.  
 ✦ See Page A6 For Installation Procedure.

SYSTEM  
PUMP &  
GEAR  
IDENT.

SYSTEM &  
COM-  
PONENT  
IDENT.

PASS.  
CARS

LIGHT  
TRUCKS

MEDIUM/  
HEAVY  
TRUCKS

BUSES

HOSE  
NUMER-  
ICAL

REPAIR  
KITS

KIT  
NUMER-  
ICAL

ILLUSTRATIONS

# Power Steering Hose for Passenger Cars

|                                      | Application   | Assembly Number | Multi-Use Hose | End Fitting | Application   | Assembly Number | Multi-Use Hose | End Fitting |
|--------------------------------------|---|-----------------|----------------|-------------|---|-----------------|----------------|-------------|
| <b>SYSTEM PUMP &amp; GEAR IDENT.</b> | <b>FORD - Continued</b>   |                 |                |             | <b>FORD - Continued</b>                             |                 |                |             |
| <b>SYSTEM &amp; COMPONENT IDENT.</b> | <b>TAURUS - Continued</b>   |                 |                |             | <b>TAURUS - Continued</b>                           |                 |                |             |
| <b>PASS. CARS</b>                    | <b>1992 - Continued</b>   |                 |                |             | <b>1990 - Continued</b>                             |                 |                |             |
|                                      | <b>V-6 3.0 L ENG. - Continued</b>                                 |                 |                |             | <b>V-6 3.8 L ENG.</b>                               |                 |                |             |
|                                      | Return - Cooler To Reservoir; W/SHO Eng. ....                     |                 | ★78"           |             | Pressure; Easy Fit Hose Assy.; W/O Switch Port..... | 80334           |                |             |
|                                      | Return - Gear To Cooler; W/SHO Eng..                              | 91774           |                |             | Pressure; Easy Fit Hose Assy.; W/Switch Port.....   | 80335           |                |             |
|                                      | <b>V-6 3.8 L ENG.</b>   |                 |                |             | Pressure; OEM Type Hose Assy.; W/O Switch Port..... |                 |                |             |
|                                      | Pressure; Easy Fit Hose Assy.; W/O Switch Port.....               | 80334           |                |             | Pressure; OEM Type Hose Assy.; W/Switch Port.....   | 91689           |                |             |
|                                      | Pressure; Easy Fit Hose Assy.; W/Switch Port.....                 | 80335           |                |             | Return; W/O Cooler.....                             | 91776           |                |             |
|                                      | Pressure; OEM Type Hose Assy.; W/O Switch Port.....               | 91736           |                |             | Return - Cooler To Reservoir.....                   | 91771           |                |             |
|                                      | Pressure; OEM Type Hose Assy.; W/Switch Port.....                 | 91737           |                |             | Return - Gear To Cooler; Dec. 1 & Newer.....        | 91772           |                |             |
|                                      | Return; W/O Cooler.....   | 91776           |                |             | Return - Gear To Cooler; Nov. 30 & Older.....       | 91773           |                |             |
|                                      | Return - Cooler To Reservoir.....                                 | 91771           |                |             |   |                 |                |             |
|                                      | Return - Gear To Cooler.....                                      | 91772           |                |             |   |                 |                |             |
| <b>LIGHT TRUCKS</b>                  | <b>1991</b>   |                 |                |             | <b>1989</b>   |                 |                |             |
|                                      | <b>4-CYL. 2.5 L ENG.</b>  |                 |                |             | <b>4-CYL. 2.5 L ENG.</b>                            |                 |                |             |
|                                      | Return.....   | 91639           |                |             | Pressure; Easy Fit Hose Assy.....                   | 80333           |                |             |
|                                      | <b>V-6 3.0 L ENG.</b>   |                 |                |             | Pressure; OEM Type Hose Assy. ....                  |                 |                |             |
|                                      | Pressure; Easy Fit Hose Assy.; W/O SHO Eng.; W/O Switch Port..... | 80334           |                |             | Return.....   | 91639           |                |             |
|                                      | Pressure; Easy Fit Hose Assy.; W/O SHO Eng.; W/Switch Port.....   | 80335           |                |             | <b>V-6 3.0 L ENG.</b>                               |                 |                |             |
|                                      | Pressure; OEM Type Hose Assy.; W/O SHO Eng.....                   | 91673           |                |             | Pressure; Easy Fit Hose Assy.; W/O SHO Eng.....     | 80333           |                |             |
|                                      | Pressure; W/SHO Eng.....  | 71829           |                |             | Pressure; OEM Type Hose Assy.; W/O SHO Eng.....     | 91638           |                |             |
|                                      | Reservoir.....  |                 | ✦              |             | Pressure; W/SHO Eng.....                            | 71829           |                |             |
|                                      | Return; W/O SHO Eng.....  | 91775           |                |             | Reservoir.....                                      |                 | ✦              |             |
|                                      | Return - Cooler To Reservoir; W/SHO Eng.....                      |                 | ★78"           |             | Return; W/O SHO Eng.....                            | 91641           |                |             |
|                                      | Return - Gear To Cooler; W/SHO Eng..                              | 91774           |                |             | Return - Cooler To Reservoir; W/SHO Eng.....        |                 | ★78"           |             |
|                                      | <b>V-6 3.8 L ENG.</b>   |                 |                |             | <b>V-6 3.8 L ENG.</b>                               |                 |                |             |
|                                      | Pressure; Easy Fit Hose Assy.; W/O Switch Port.....               | 80334           |                |             | Pressure; Easy Fit Hose Assy.....                   | 80333           |                |             |
|                                      | Pressure; Easy Fit Hose Assy.; W/Switch Port.....                 | 80335           |                |             | Pressure; OEM Type Hose Assy. ....                  | 91669           |                |             |
|                                      | Pressure; OEM Type Hose Assy.; W/O Switch Port.....               | 91736           |                |             | Return.....   | 91776           |                |             |
|                                      | Pressure; OEM Type Hose Assy.; W/Switch Port.....                 | 91689           |                |             | <b>1988</b>   |                 |                |             |
|                                      | Return; W/O Cooler.....   | 91776           |                |             | <b>4-CYL. 2.5 L ENG.</b>                            |                 |                |             |
|                                      | Return - Cooler To Reservoir.....                                 | 91771           |                |             | Pressure; Easy Fit Hose Assy.....                   | 80333           |                |             |
|                                      | Return - Gear To Cooler.....                                      | 91772           |                |             | Pressure; OEM Type Hose Assy. ....                  | 91636           |                |             |
|                                      | <b>1990</b>   |                 |                |             | <b>V-6 3.0 L ENG.</b>                               |                 |                |             |
|                                      | <b>4-CYL. 2.5 L ENG.</b>  |                 |                |             | Pressure; Easy Fit Hose Assy.....                   |                 |                |             |
|                                      | Return.....   | 91639           |                |             | Pressure; OEM Type Hose Assy. ....                  | 91638           |                |             |
|                                      | <b>V-6 3.0 L ENG.</b>   |                 |                |             | Reservoir.....                                      |                 |                |             |
|                                      | Pressure; Easy Fit Hose Assy.; W/O SHO Eng.; W/O Switch Port..... | 80334           |                |             | Return.....   | 91641           |                | ✦           |
|                                      | Pressure; Easy Fit Hose Assy.; W/O SHO Eng.; W/Switch Port.....   | 80335           |                |             | <b>V-6 3.8 L ENG.</b>                               |                 |                |             |
|                                      | Pressure; OEM Type Hose Assy.; W/O SHO Eng.....                   | 91673           |                |             | Pressure; Easy Fit Hose Assy.....                   | 80333           |                |             |
|                                      | Pressure; W/SHO Eng.....  | 71829           |                |             | Pressure; OEM Type Hose Assy. ....                  | 91669           |                |             |
|                                      | Reservoir.....  |                 | ✦              |             | Return.....   | 91776           |                |             |
|                                      | Return; W/O SHO Eng.....  | 91775           |                |             | <b>1987</b>   |                 |                |             |
|                                      | Return - Cooler To Reservoir; W/SHO Eng.....                      |                 | ★78"           |             | <b>4-CYL. 2.5 L ENG.</b>                            |                 |                |             |
|                                      | Return - Gear To Cooler; W/SHO Eng..                              | 91774           |                |             | Pressure; Easy Fit Hose Assy.....                   | 80333           |                |             |

**ILLUSTRATIONS**

\* Cut From C.P.E. 3/8" I.D. Hose: 71350 (48"), 81352 (25").  
 † Cut From S.A.E. 11/32" I.D. Hose: 80062 (12"), 80063 (24"), 80064 (36"), 81353 (25").  
 ★ Cut From S.A.E. 3/8" I.D. Hose: 71224 (24"), 71236 (36"), 71206 (48"), 81206 (25"). May Also Use 3/8" C.P.E.  
 ♣ Cut From S.A.E. 5/8" I.D. Hose: 71351 (36").  
 □ Cut From 1/2" I.D. Suction Hose: 71296 (36"), 81354 (10').  
 ✦ Cut From 5/8" I.D. Suction Hose: 71207 (42"), 81355 (10').  
 ✧ Cut From 3/4" I.D. Suction Hose: 71297 (36"), 81356 (10').  
 ☆ See Page A14 For Pump or Gear Identification.

② Two Required.  
 ③ Three Required.  
 ④ Four Required.  
 ≡ Cut To Fit.  
 ⬤ Replaces Both Upper and Lower Hose.  
 ▲ 252660 Adaptor Required For Some Models.  
 ✦ See Page A6 For Installation Procedure.

# Power Steering Hose for Passenger Cars

| Application  | Assembly Number | Multi-Use Hose | End Fitting | Application  | Assembly Number | Multi-Use Hose | End Fitting |       |       |
|--|-----------------|----------------|-------------|--|-----------------|----------------|-------------|-------|-------|
| <b>FORD - Continued</b>                                |                 |                |             | <b>FORD - Continued</b>  |                 |                |             |       |       |
| <b>TAURUS - Continued</b>                              |                 |                |             | <b>TEMPO - Continued</b>   |                 |                |             |       |       |
| <b>1987 - Continued</b>                                |                 |                |             | <b>1988 - Continued</b>  |                 |                |             |       |       |
| <b>V-6 3.0 L ENG.</b>                                  |                 |                |             | <b>4-CYL. 2.3 L ENG. - Continued</b>   |                 |                |             |       |       |
| Pressure; Easy Fit Hose Assy.....                      | 80333           |                |             | Pressure - From Pump; Nov. 14 & Newer .....  | 91843           |                |             |       |       |
| Pressure; OEM Type Hose Assy.; Feb. 1 & Newer.....     | 91638           |                |             | Pressure - To Gear; W/Ford Rack & Pinion Gear; Nov. 13 & Older; ☆Q...  | 80059           |                |             |       |       |
| Pressure; OEM Type Hose Assy.; Jan. 31 & Older.....    | 91637           |                |             | Pressure - To Gear; W/Ford Rack & Pinion Gear; Nov. 14 & Newer; ☆Q..   | 71429           |                |             |       |       |
| Return; Feb. 1 & Newer .....                           | 91641           |                |             | Pressure - To Gear; W/TRW Rack & Pinion Gear; Nov. 13 & Older; ☆R...   | 71276           |                |             |       |       |
| Return; Jan. 31 & Older .....                          | 91642           |                |             | Pressure - To Gear; W/TRW Rack & Pinion Gear; Nov. 14 & Newer; ☆R..  | 80060           |                |             |       |       |
| <b>1986</b>  |                 |                |             | Return - From Gear.....  |                 |                |             | ★18"  |       |
| <b>4-CYL. 2.5 L ENG.</b>                               |                 |                |             | Return - To Pump.....  |                 |                |             | 91768 |       |
| Pressure; Easy Fit Hose Assy.....                      | 80333           |                |             | <b>1987</b>  |                 |                |             |       |       |
| Pressure; OEM Type Hose Assy. ....                     | 91635           |                |             | <b>4-CYL. 2.3 L ENG.</b>   |                 |                |             |       |       |
| Return .....   | 91640           |                |             | Pressure - From Pump.....  |                 |                |             | 91826 |       |
| <b>V-6 3.0 L ENG.</b>                                  |                 |                |             | Pressure - To Gear; W/Ford Rack & Pinion Gear; ☆Q.....   |                 |                |             | 80059 |       |
| Pressure; Easy Fit Hose Assy.....                      | 80333           |                |             | Pressure - To Gear; W/TRW Rack & Pinion Gear; ☆R.....  |                 |                |             | 71276 |       |
| Pressure; OEM Type Hose Assy. ....                     | 91637           |                |             | Return - From Gear.....  |                 |                |             | ★18"  |       |
| Return .....   | 91642           |                |             | Return - To Pump.....  |                 |                |             | 91768 |       |
| <b>TEMPO</b>   |                 |                |             | <b>1986-1985</b>   |                 |                |             |       |       |
| <b>1994-1992</b>                                       |                 |                |             | <b>4-CYL. 2.0 L DIESEL ENG.</b>  |                 |                |             |       |       |
| <b>4-CYL. 2.3 L ENG.</b>                               |                 |                |             | Pressure .....   |                 |                |             | 71276 |       |
| Pressure - From Pump.....                              | 91828           |                |             | Return .....   |                 |                |             | ★17"  |       |
| Pressure - To Gear.....                                | 91735           |                |             | <b>4-CYL. 2.3 L ENG.</b>   |                 |                |             |       |       |
| Return - From Gear.....                                | 80020           |                |             | Pressure - From Pump.....  |                 |                |             | 91826 |       |
| Return - To Pump.....                                  | 91770           |                |             | Pressure - To Gear.....  |                 |                |             | 71276 |       |
| <b>V-6 3.0 L ENG.</b>                                  |                 |                |             | Return - From Gear.....  |                 |                |             | ★18"  |       |
| Pressure - From Pump.....                              | 91829           |                |             | Return - To Pump.....  |                 |                |             | 91768 |       |
| Pressure - To Gear.....                                | 91735           |                |             | <b>1984</b>  |                 |                |             |       |       |
| Return - From Gear.....                                | 80020           |                |             | <b>4-CYL. 2.0 L DIESEL ENG.</b>  |                 |                |             |       |       |
| Return - To Pump.....                                  | 91769           |                |             | Pressure .....   |                 |                |             | 71276 |       |
| <b>1991</b>  |                 |                |             | Return .....   |                 |                |             | ★17"  |       |
| <b>4-CYL. 2.3 L ENG.</b>                               |                 |                |             | <b>4-CYL. 2.3 L ENG.</b>   |                 |                |             |       |       |
| Pressure - From Pump.....                              | 91827           |                |             | Pressure - From Pump.....  |                 |                |             | 91826 |       |
| Pressure - To Gear.....                                | 71828           |                |             | Pressure - To Gear.....  |                 |                |             | 71247 |       |
| Return - From Gear.....                                | 80019           | ★18"           |             | Return - From Gear.....  |                 |                |             | ★18"  |       |
| Return - To Pump.....                                  | 91768           |                |             | Return - To Pump.....  |                 |                |             | 91768 |       |
| <b>1990</b>  |                 |                |             | <b>THUNDERBIRD</b>   |                 |                |             |       |       |
| <b>4-CYL. 2.3 L ENG.</b>                               |                 |                |             | <b>1995-1994</b>   |                 |                |             |       |       |
| Pressure - From Pump.....                              | 91827           |                |             | <b>V-6 3.8 L ENG.</b>  |                 |                |             |       |       |
| Pressure - To Gear.....                                | 71429           |                |             | Pressure; W/O Supercharger; W/O Variable Assist .....  |                 |                |             | 91767 |       |
| Return - From Gear.....                                | 80019           |                |             | Pressure; W/O Supercharger; W/Variable Assist; Pressure fitting of pump is equipped with an electronic sender on vehicles with variable assist ..... |                 |                |             | 91766 |       |
| Return - To Pump.....                                  | 91768           |                |             | Pressure; W/Supercharger.....  |                 |                |             | 91840 |       |
| <b>1989</b>  |                 |                |             | Return; W/O Supercharger.....  |                 |                |             | ★16"  | 39104 |
| <b>4-CYL. 2.3 L ENG.</b>                               |                 |                |             | Return - Cooler To Pump;   |                 |                |             | ★16"  | 39104 |
| Pressure - From Pump.....                              | 91843           |                |             | W/Supercharger .....   |                 |                |             |       |       |
| Pressure - To Gear; W/Ford Rack & Pinion Gear; ☆Q..... | 71429           |                |             | <b>V-8 4.6 L ENG.</b>  |                 |                |             |       |       |
| Pressure - To Gear; W/TRW Rack & Pinion Gear; ☆R.....  | 80060           |                |             | Pressure .....   |                 |                |             | 91836 |       |
| Return - From Gear.....                                | 91768           | ★18"           |             | Return - Pipe To Reservoir; W/Cooler...  |                 |                |             | ★21"  | 39104 |
| Return - To Pump.....                                  | 91768           |                |             |  |                 |                |             |       |       |
| <b>1988</b>  |                 |                |             |  |                 |                |             |       |       |
| <b>4-CYL. 2.3 L ENG.</b>                               |                 |                |             |  |                 |                |             |       |       |
| Pressure - From Pump; Nov. 13 & Older.....             | 91826           |                |             |  |                 |                |             |       |       |

\* Cut From C.P.E. 3/8" I.D. Hose: 71350 (48"), 81352 (25").  
 † Cut From S.A.E. 11/32" I.D. Hose: 80062 (12"), 80063 (24"), 80064 (36"), 81353 (25").  
 ★ Cut From S.A.E. 3/8" I.D. Hose: 71224 (24"), 71236 (36"), 71206 (48"), 81206 (25"). May Also Use 3/8" C.P.E.  
 ♣ Cut From S.A.E. 5/8" I.D. Hose: 71351 (36").  
 □ Cut From 1/2" I.D. Suction Hose: 71296 (36"), 81354 (10').  
 ❖ Cut From 5/8" I.D. Suction Hose: 71207 (42"), 81355 (10').  
 ✱ Cut From 3/4" I.D. Suction Hose: 71297 (36"), 81356 (10').  
 ☆ See Page A14 For Pump or Gear Identification.

② Two Required.  
 ③ Three Required.  
 ④ Four Required.  
 ≍ Cut To Fit.  
 ⬤ Replaces Both Upper and Lower Hose.  
 ▲ 252660 Adaptor Required For Some Models.  
 ♣ See Page A6 For Installation Procedure.

**SYSTEM PUMP & GEAR IDENT.**

**SYSTEM & COMPONENT IDENT.**

**PASS. CARS**

**LIGHT TRUCKS**

**MEDIUM/HEAVY TRUCKS**

**BUSES**

**HOSE NUMERICAL**

**REPAIR KITS**

**KIT NUMERICAL**

**ILLUSTRATIONS**

# Power Steering Hose for Passenger Cars

|                                      | Application  | Assembly Number | Multi-Use Hose | End Fitting | Application                                       | Assembly Number | Multi-Use Hose | End Fitting |
|--------------------------------------|--|-----------------|----------------|-------------|---|-----------------|----------------|-------------|
| <b>SYSTEM PUMP &amp; GEAR IDENT.</b> | <b>FORD - Continued</b>  |                 |                |             | <b>FORD - Continued</b>                           |                 |                |             |
|                                      | <b>THUNDERBIRD - Continued</b>   |                 |                |             | <b>THUNDERBIRD - Continued</b>                    |                 |                |             |
|                                      | <b>1993-1991</b>   |                 |                |             | <b>1987</b>                                       |                 |                |             |
| <b>SYSTEM &amp; COMPONENT IDENT.</b> | <b>V-6 3.8 L ENG.</b>  |                 |                |             | <b>4-CYL. 2.3 L ENG.</b>                          |                 |                |             |
|                                      | Pressure; W/O Supercharger; W/O Variable Assist .....  |                 |                |             | Pressure .....                                    | 80148           |                |             |
|                                      | Pressure; W/O Supercharger; W/Variable Assist; Pressure fitting of pump is equipped with an electronic sender on vehicles with variable assist. .... | 91767           |                |             | Return - Cooler To Pump .....                     |                 | ★21"           |             |
|                                      | Pressure; W/Supercharger .....   | 91766           |                |             | Return - Gear To Cooler .....                     |                 | ★18"           |             |
| <b>PASS. CARS</b>                    | Return; W/O Supercharger .....   | 91840           | ★16"           | 39104       | <b>V-6 3.8 L ENG.</b>                             |                 |                |             |
|                                      | Return - Cooler To Pump; W/Supercharger .....  |                 | ★16"           | 39104       | Pressure .....                                    | 71235           |                | ★24"        |
|                                      | <b>V-8 5.0 L ENG.</b>  |                 |                |             | Return .....                                      |                 |                |             |
|                                      | Pressure; W/O Variable Assist .....  | 91842           |                |             | <b>V-8 5.0 L ENG.</b>                             |                 |                |             |
|                                      | Pressure; W/Variable Assist; Pressure fitting of pump is equipped with an electronic sender on vehicles with variable assist. ....                   | 91841           |                |             | Pressure .....                                    | 71180           |                | ★19"        |
| <b>LIGHT TRUCKS</b>                  | Return .....   |                 | ★21"           | 39104       | Return .....                                      |                 |                |             |
|                                      | <b>1990</b>  |                 |                |             | <b>1986</b>                                       |                 |                |             |
|                                      | <b>V-6 3.8 L ENG.</b>  |                 |                |             | <b>4-CYL. 2.3 L ENG.</b>                          |                 |                |             |
| <b>MEDIUM/HEAVY TRUCKS</b>           | Pressure; W/O Supercharger; W/O Variable Assist .....  | 91767           |                |             | Pressure .....                                    | 71180           |                |             |
|                                      | Pressure; W/O Supercharger; W/Variable Assist; Pressure fitting of pump is equipped with an electronic sender on vehicles with variable assist. .... | 91766           |                |             | Return .....                                      | ☞71116          | ★18"           |             |
|                                      | Pressure; W/Supercharger .....   | 91840           |                |             | <b>V-6 3.8 L ENG.</b>                             |                 |                |             |
|                                      | Return; W/O Supercharger .....   |                 | ★16"           |             | Pressure; W/A.C. ....                             | 71180           |                |             |
| <b>BUSES</b>                         | Return - Cooler To Pump; W/Supercharger .....  |                 | ★16"           |             | Pressure; W/O A.C. ....                           | 71235           |                |             |
|                                      | <b>1989</b>  |                 |                |             | Return; W/A.C. ....                               | ☞71116          | ★17"           |             |
|                                      | <b>V-6 3.8 L ENG.</b>  |                 |                |             | Return; W/O A.C. ....                             | ☞71116          | ★24"           |             |
|                                      | Pressure; W/O Supercharger; W/O Variable Assist .....  | 91765           |                |             | <b>V-8 5.0 L ENG.</b>                             |                 |                |             |
| <b>HOSE NUMERICAL</b>                | Pressure; W/O Supercharger; W/Variable Assist; Pressure fitting of pump is equipped with an electronic sender on vehicles with variable assist. .... | 91704           |                |             | Pressure; W/O Trlr. Tow. Pkg. ....                | 71180           |                |             |
|                                      | Pressure; W/Supercharger .....   | 91878           |                |             | Pressure; W/Trlr. Tow. Pkg. ....                  | 91886           |                |             |
|                                      | Return; W/O Supercharger .....   |                 | ★16"           |             | Return; W/O Trlr. Tow. Pkg. ....                  | ☞71116          | ★19"           |             |
|                                      | Return - Cooler To Pump; W/Supercharger .....  |                 | ★16"           |             | Return; W/Trlr. Tow. Pkg. ....                    | ☞71116          |                |             |
| <b>REPAIR KITS</b>                   | <b>1988</b>  |                 |                |             | <b>1985-1984</b>                                  |                 |                |             |
|                                      | <b>4-CYL. 2.3 L ENG.</b>   |                 |                |             | <b>4-CYL. 2.3 L ENG.</b>                          |                 |                |             |
|                                      | Pressure .....   | 80148           |                |             | Pressure .....                                    | 71180           |                |             |
|                                      | Return - Cooler To Pump .....  |                 | ★28"           |             | Return .....                                      | ☞71116          | ★18"           |             |
|                                      | Return - Gear To Cooler .....  |                 | ★18"           |             | <b>V-6 3.8 L ENG.</b>                             |                 |                |             |
|                                      | <b>V-6 3.8 L ENG.</b>  |                 |                |             | Pressure; Canada .....                            | 71235           |                |             |
| <b>KIT NUMERICAL</b>                 | Pressure .....   | 80143           |                |             | Pressure; W/Dealer Inst. A.C.; Exc. Canada .....  | 71180           |                |             |
|                                      | Return .....   |                 | ★16"           |             | Pressure; W/Factory Inst. A.C.; Exc. Canada ..... | 71235           |                |             |
|                                      | <b>V-8 5.0 L ENG.</b>  |                 |                |             | Return; Canada .....                              | ☞71116          | ★24"           |             |
|                                      | Pressure .....   | 71180           |                |             | Return; Exc. Canada .....                         | ☞71116          |                |             |
|                                      | Return .....   |                 | ★19"           |             | <b>V-8 5.0 L ENG.</b>                             |                 |                |             |
|                                      | <b>1982</b>  |                 |                |             | Pressure; W/O Trlr. Tow. Pkg. ....                | 71180           |                |             |
|                                      | <b>6-CYL. 3.3 L ENG.; V-6 3.8 L ENG.</b>   |                 |                |             | Pressure; W/Trlr. Tow. Pkg. ....                  | 71212           |                |             |
|                                      | Pressure .....   |                 |                |             | Return .....                                      | ☞71116          | ★19"           |             |
|                                      | <b>1981</b>  |                 |                |             | <b>1983</b>                                       |                 |                |             |
|                                      | <b>6-CYL. 3.3 L ENG.; V-6 3.8 L ENG.</b>   |                 |                |             | <b>4-CYL. 2.3 L ENG.</b>                          |                 |                |             |
|                                      | Pressure .....   |                 |                |             | Pressure .....                                    | 71180           |                |             |
|                                      |  |                 |                |             | Return .....                                      | ☞71116          | ★18"           |             |
|                                      |  |                 |                |             | <b>V-6 3.8 L ENG.</b>                             |                 |                |             |
|                                      |  |                 |                |             | Pressure; Canada .....                            | 91504           |                |             |
|                                      |  |                 |                |             | Pressure; Exc. Canada .....                       | 71235           |                |             |
|                                      |  |                 |                |             | Return .....                                      | ☞71116          | ★24"           |             |
|                                      |  |                 |                |             | <b>V-8 5.0 L ENG.</b>                             |                 |                |             |
|                                      |  |                 |                |             | Pressure; W/O Trlr. Tow. Pkg. ....                | 71180           |                |             |
|                                      |  |                 |                |             | Pressure; W/Trlr. Tow. Pkg. ....                  | 71212           |                |             |
|                                      |  |                 |                |             | Return .....                                      | ☞71116          | ★19"           |             |
|                                      |  |                 |                |             | <b>1982</b>                                       |                 |                |             |
|                                      |  |                 |                |             | <b>6-CYL. 3.3 L ENG.; V-6 3.8 L ENG.</b>          |                 |                |             |
|                                      |  |                 |                |             | Pressure .....                                    | 71180           |                |             |

- \* Cut From C.P.E. 3/8" I.D. Hose: 71350 (48"), 81352 (25).
- † Cut From S.A.E. 11/32" I.D. Hose: 80062 (12"), 80063 (24"), 80064 (36"), 81353 (25).
- ★ Cut From S.A.E. 3/8" I.D. Hose: 71224 (24"), 71236 (36"), 71206 (48"), 81206 (25). May Also Use 3/8" C.P.E.
- ♣ Cut From S.A.E. 5/8" I.D. Hose: 71351 (36").
- Cut From 1/2" I.D. Suction Hose: 71296 (36"), 81354 (10').
- ✦ Cut From 5/8" I.D. Suction Hose: 71207 (42"), 81355 (10').
- ✧ Cut From 3/4" I.D. Suction Hose: 71297 (36"), 81356 (10').
- ☆ See Page A14 For Pump or Gear Identification.

- Ⓜ Two Required.
- Ⓝ Three Required.
- Ⓞ Four Required.
- ☞ Cut To Fit.
- ⊗ Replaces Both Upper and Lower Hose.
- ▲ 252660 Adaptor Required For Some Models.
- ♣ See Page A6 For Installation Procedure.



# Power Steering Hose for Passenger Cars

| Application  | Assembly Number | Multi-Use Hose | End Fitting | Application  | Assembly Number | Multi-Use Hose | End Fitting |                                      |
|--|-----------------|----------------|-------------|--|-----------------|----------------|-------------|--------------------------------------|
| <b>FORD - Continued</b>  |                 |                |             | <b>FORD - Continued</b>  |                 |                |             | <b>SYSTEM PUMP &amp; GEAR IDENT.</b> |
| <b>THUNDERBIRD - Continued</b>   |                 |                |             | <b>THUNDERBIRD - Continued</b>                                       |                 |                |             |                                      |
| <b>1982 - Continued</b>  |                 |                |             | <b>1976-1975 - Continued</b>   |                 |                |             | <b>SYSTEM &amp; COMPONENT IDENT.</b> |
| <b>6-CYL. 3.3 L ENG.; V-6 3.8 L ENG. - Continued</b>                       |                 |                |             | <b>V-8 460 ENG. - Continued</b>                                      |                 |                |             |                                      |
| Return.....  | ≠71116          | ★16"           |             | Return - From Gear; Conventional System; W/Cooler.....               | ≠80031          | ★43"           | 39859       |                                      |
| <b>V-8 4.2 L ENG.</b>  |                 |                |             | Return - Gear To Cooler; Hydroboost System W/O Skid Control.....     | ≠80031          |                |             |                                      |
| Pressure.....  | 71180           |                |             | Return - Gear To Cooler; Hydroboost System W/Skid Control.....       | ≠80031          |                |             |                                      |
| Return; W/O Cooler.....  | ≠71116          | ★16"           |             | Return - Hydroboost To Pump; Hydroboost System W/O Skid Control..... |                 | ★37"           |             |                                      |
| Return - Cooler To Pump.....   |                 | ★23"           |             | Return - Tee To Pump; Hydroboost System W/Skid Control.....          |                 | ★37"           |             |                                      |
| Return - Gear To Cooler.....   | ≠71116          | ★18"           |             |  |                 |                |             |                                      |
| <b>1981</b>  |                 |                |             | <b>1974</b>  |                 |                |             | <b>PASS. CARS</b>                    |
| <b>6-CYL. 3.3 L ENG.; V-8 4.2 L ENG.; V-8 5.0 L ENG.</b>                   |                 |                |             | <b>V-8 460 ENG.</b>  |                 |                |             |                                      |
| Pressure.....  | 71180           |                |             | Pressure; W/A.C.....   | 71263           |                |             |                                      |
| Return.....  | ≠71116          | ★16"           |             | Pressure; W/O A.C.....   | 70677           |                |             |                                      |
| <b>1980</b>  |                 |                |             | Return - Cooler To Pump.....   |                 | ★26"           |             |                                      |
| <b>6-CYL. 3.3 L ENG.; V-8 4.2 L ENG.; V-8 5.0 L ENG.</b>                   |                 |                |             | Return - From Gear; W/Cooler.....                                    | ≠80031          | ★43"           | 39859       |                                      |
| Pressure.....  | 71117           |                |             |  |                 |                |             |                                      |
| Return.....  | ≠71116          |                |             | <b>1973</b>  |                 |                |             |                                      |
| <b>1979</b>  |                 |                |             | <b>V-8 429 ENG.; V-8 460 ENG.</b>                                    |                 |                |             | <b>LIGHT TRUCKS</b>                  |
| <b>V-8 302 ENG.; V-8 351 ENG.</b>  |                 |                |             | <b>Pressure; W/A.C.....</b>  |                 |                |             |                                      |
| Pressure; W/Ford Stg. Gear; ☆P.....  | 71009           |                |             | Pressure; W/O A.C.....   | 70677           |                |             |                                      |
| Pressure; W/Saginaw Stg. Gear; ☆N....                                      | 71059           |                |             | Return - Cooler To Pump.....   |                 | ★26"           |             |                                      |
| Return; W/Ford Stg. Gear; ☆P.....  |                 | ★12"           | 39135       | Return - From Gear; W/Cooler.....                                    | ≠80031          | ★43"           | 39859       |                                      |
| Return; W/O Cooler.....  | ≠70551          | ★12"           |             |  |                 |                |             |                                      |
| Return - Cooler To Pump.....   |                 | ★30"           |             | <b>1972</b>  |                 |                |             |                                      |
| Return - Gear To Cooler.....   |                 | ★31"           |             | <b>V-8 400 ENG.; V-8 429 ENG.; V-8 460 ENG.</b>                      |                 |                |             |                                      |
| <b>1978</b>  |                 |                |             | <b>Pressure; W/A.C.....</b>  |                 |                |             | <b>MEDIUM/HEAVY TRUCKS</b>           |
| <b>V-8 302 ENG.; V-8 351 ENG.; V-8 400 ENG.</b>                            |                 |                |             | <b>Pressure; W/O A.C.....</b>  |                 |                |             |                                      |
| Pressure; W/Ford Stg. Gear; ☆P.....  | 71009           |                |             | Return - Cooler To Pump.....   |                 | ★              |             |                                      |
| Pressure; W/Saginaw Stg. Gear; ☆N....                                      | 71059           |                |             | Return - From Gear; W/Cooler.....                                    | ≠80031          |                |             |                                      |
| Return; W/Ford Stg. Gear; ☆P.....  |                 | ★12"           | 39135       |  |                 |                |             |                                      |
| Return; W/O Cooler.....  | ≠70551          | ★12"           |             | <b>1971-1970</b>   |                 |                |             |                                      |
| Return - Cooler To Pump.....   |                 | ★30"           |             | <b>V-8 429 ENG.</b>  |                 |                |             |                                      |
| Return - Gear To Cooler.....   |                 | ★31"           |             | Pressure.....  | 70660           |                |             |                                      |
| <b>1977</b>  |                 |                |             | Return - Cooler To Pump.....   |                 | ★19"           |             |                                      |
| <b>V-8 302 ENG.; V-8 351 ENG.; V-8 400 ENG.</b>                            |                 |                |             | Return - Gear To Hyd. Wiper; W/Cooler.....                           |                 | ★11"           |             |                                      |
| Pressure; W/Ford Stg. Gear; ☆P.....  | 70674           |                |             | Return - Hyd. Wiper To Cooler.....                                   |                 | ★24"           |             |                                      |
| Pressure; W/Saginaw Stg. Gear; ☆N....                                      | 70704           |                |             |  |                 |                |             |                                      |
| Return - Cooler To Pump.....   |                 | ★28"           |             | <b>1969</b>  |                 |                |             |                                      |
| Return - From Gear; W/Cooler.....  | ≠80031          | ★41"           | 39859       | <b>V-8 429 ENG.</b>  |                 |                |             |                                      |
| <b>1976-1975</b>   |                 |                |             | <b>Pressure - To Gear.....</b>                                       |                 |                |             | <b>HOSE NUMERICAL</b>                |
| <b>V-8 460 ENG.</b>  |                 |                |             | <b>Return.....</b>   |                 |                |             |                                      |
| Pressure; Conventional System.....   | 71263           |                |             | Pressure.....  | 70646           |                |             |                                      |
| Pressure - Hydroboost To Gear; Hydroboost System W/O Skid Control.....     | 70696           |                |             | Return.....  |                 | ★29"           |             |                                      |
| Pressure - Hydroboost To Gear; Hydroboost System W/Skid Control.....       | 70696           |                |             | <b>1968</b>  |                 |                |             |                                      |
| Pressure - Pump To Hydroboost; Hydroboost System W/O Skid Control...       | 80035           |                |             | <b>V-8 390 ENG.; V-8 429 ENG.</b>                                    |                 |                |             |                                      |
| Pressure - Pump To Skid Control; Hydroboost System W/Skid Control.....     | 70697           |                |             | Pressure - To Gear.....  | 70646           |                |             |                                      |
| Pressure - Skid Control To Hydroboost; Hydroboost System W/Skid Control... | 91869           |                |             | Return.....  |                 | ★29"           |             |                                      |
| Return - Cooler To Pump; Conventional System.....                          |                 | ★26"           |             | <b>1967</b>  |                 |                |             |                                      |
| Return - Cooler To Pump; Hydroboost System W/O Skid Control.....           |                 | ★20"           |             | <b>V-8 390 ENG.; V-8 428 ENG.</b>                                    |                 |                |             |                                      |
| Return - Cooler To Pump; Hydroboost System W/Skid Control.....             |                 | ★20"           |             | Pressure - To Gear.....  | 70646           |                |             |                                      |
|  |                 |                |             | Return.....  |                 | ★29"           |             |                                      |

- \* Cut From C.P.E. 3/8" I.D. Hose: 71350 (48"), 81352 (25').
- † Cut From S.A.E. 11/32" I.D. Hose: 80062 (12"), 80063 (24"), 80064 (36"), 81353 (25').
- ★ Cut From S.A.E. 3/8" I.D. Hose: 71224 (24"), 71236 (36"), 71206 (48"), 81206 (25'). May Also Use 3/8" C.P.E.
- ♣ Cut From S.A.E. 5/8" I.D. Hose: 71351 (36").
- Cut From 1/2" I.D. Suction Hose: 71296 (36"), 81354 (10').
- ♣ Cut From 5/8" I.D. Suction Hose: 71207 (42"), 81355 (10').
- ✱ Cut From 3/4" I.D. Suction Hose: 71297 (36"), 81356 (10').
- ☆ See Page A14 For Pump or Gear Identification.

- Ⓜ Two Required.
- Ⓝ Three Required.
- Ⓞ Four Required.
- ≠ Cut To Fit.
- ⊕ Replaces Both Upper and Lower Hose.
- ▲ 252660 Adaptor Required For Some Models.
- ♣ See Page A6 For Installation Procedure.

SYSTEM PUMP & GEAR IDENT.

SYSTEM & COMPONENT IDENT.

PASS. CARS

LIGHT TRUCKS

MEDIUM/HEAVY TRUCKS

BUSES

HOSE NUMERICAL

REPAIR KITS

KIT NUMERICAL

ILLUSTRATIONS

# Power Steering Hose for Passenger Cars

|                                      | Application  | Assembly Number | Multi-Use Hose | End Fitting | Application   | Assembly Number | Multi-Use Hose | End Fitting |
|--------------------------------------|--|-----------------|----------------|-------------|---|-----------------|----------------|-------------|
| <b>SYSTEM PUMP &amp; GEAR IDENT.</b> | <b>FORD - Continued</b>  |                 |                |             | <b>FORD - Continued</b>                                       |                 |                |             |
|                                      | <b>THUNDERBIRD - Continued</b>   |                 |                |             | <b>TORINO - Continued</b>                                     |                 |                |             |
|                                      | <b>1965</b>  |                 |                |             | <b>1974</b>   |                 |                |             |
| <b>SYSTEM &amp; COMPONENT IDENT.</b> | <b>V-8 390 ENG.; V-8 427 ENG.</b>                                      |                 |                |             | <b>6-CYL. 250 ENG.</b>  |                 |                |             |
|                                      | Pressure; W/Ford P.S. Pump; ☆C.....                                    | 70646           |                |             | Return .....  | ⊖80031          | ★              | 39859       |
|                                      | Return - Gear To Hyd. Wiper.....                                       |                 | ★7"            |             | <b>V-8 302 ENG.; V-8 351 ENG.; V-8 400 ENG.</b>               |                 |                |             |
|                                      | Return - Hyd. Wiper To Pump .....                                      |                 | ★38"           |             | Pressure; W/Ford Stg. Gear; ☆P.....                           | 70674           |                |             |
|                                      |  |                 |                |             | Pressure; W/Saginaw Stg. Gear; ☆N....                         | 70704           |                |             |
|                                      | <b>1964-1963</b>   |                 |                |             | Return - Cooler To Pump .....                                 |                 | ★18"           |             |
|                                      | <b>V-8 390 ENG.; V-8 427 ENG.</b>                                      |                 |                |             | Return - From Gear; W/Cooler.....                             | ⊖80031          | ★21"           | 39859       |
|                                      | Return .....   |                 | ★              |             | <b>V-8 460 ENG.</b>   |                 |                |             |
|                                      |  |                 |                |             | Pressure; W/Ford Stg. Gear; ☆P.....                           | 71262           |                |             |
| <b>PASS. CARS</b>                    | <b>1962</b>  |                 |                |             | Pressure; W/Saginaw Stg. Gear; ☆N....                         | 70704           |                |             |
|                                      | <b>V-8 390 ENG.</b>  |                 |                |             | Return - Cooler To Pump .....                                 |                 | ★18"           |             |
|                                      | Return .....   |                 | ★              |             | Return - From Gear; W/Cooler.....                             | ⊖80031          | ★21"           | 39859       |
|                                      | <b>1961</b>  |                 |                |             | <b>1973</b>   |                 |                |             |
|                                      | <b>V-8 390 ENG.</b>  |                 |                |             | <b>6-CYL. 250 ENG.</b>  |                 |                |             |
|                                      | Return .....   | ⊖70551          | ★              | 39135       | Return .....  | ⊖80031          | ★              | 39859       |
| <b>LIGHT TRUCKS</b>                  | <b>1960</b>  |                 |                |             | <b>V-8 302 ENG.; V-8 351 ENG.; V-8 400 ENG.</b>               |                 |                |             |
|                                      | <b>V-8 352 ENG.</b>  |                 |                |             | Pressure; W/Ford Stg. Gear; ☆P.....                           | 70674           |                |             |
|                                      | Return .....   | ⊖70551          | ★              | 39135       | Pressure; W/Saginaw Stg. Gear; ☆N....                         | 70704           |                |             |
|                                      | Return - Gear To Cooler .....  |                 | ★31"           |             | Return - Cooler To Pump .....                                 |                 | ★18"           |             |
|                                      | <b>V-8 430 ENG.</b>  |                 |                |             | Return - From Gear; W/Cooler.....                             | ⊖80031          | ★21"           | 39859       |
|                                      | Return .....   | ⊖70551          | ★              | 39135       | <b>V-8 429 ENG.; V-8 460 ENG.</b>                             |                 |                |             |
| <b>MEDIUM/HEAVY TRUCKS</b>           | <b>1959</b>  |                 |                |             | Pressure; W/Ford Stg. Gear; ☆P.....                           | 71262           |                |             |
|                                      | <b>V-8 352 ENG.; V-8 430 ENG.</b>                                      |                 |                |             | Pressure; W/Saginaw Stg. Gear; ☆N....                         | 70704           |                |             |
|                                      | Return .....   | ⊖70551          | ★              | 39135       | Return - Cooler To Pump .....                                 |                 | ★18"           |             |
|                                      | <b>1958</b>  |                 |                |             | Return - From Gear; W/Cooler.....                             | ⊖80031          | ★21"           | 39859       |
|                                      | <b>V-8 352 ENG.</b>  |                 |                |             | <b>1972</b>   |                 |                |             |
|                                      | Return .....   | ⊖70551          | ★              | 39135       | <b>6-CYL. 250 ENG.</b>  |                 |                |             |
| <b>BUSES</b>                         | <b>1957-1956</b>   |                 |                |             | Return .....  | ⊖80031          | ★              | 39859       |
|                                      | <b>V-8 292 ENG.; V-8 312 ENG.</b>                                      |                 |                |             | <b>V-8 302 ENG.; V-8 351 ENG.; V-8 400 ENG.; V-8 429 ENG.</b> |                 |                |             |
|                                      | Pressure .....   | 70329           |                |             | Pressure; W/Ford Stg. Gear; Mar. 12 & Older; ☆P.....          | 91848           |                |             |
|                                      | Return .....   | 70551           | ★              | 39135       | Pressure; W/Ford Stg. Gear; Mar. 13 & Newer; ☆P.....          | 71262           |                |             |
|                                      | <b>1955</b>  |                 |                |             | Pressure; W/Saginaw Stg. Gear; ☆N....                         | 70704           |                |             |
|                                      | <b>V-8 292 ENG.</b>  |                 |                |             | Return - Cooler To Pump .....                                 |                 | ★18"           |             |
|                                      | Pressure .....   | 70329           |                |             | Return - From Gear; W/Cooler.....                             | ⊖80031          | ★21"           | 39859       |
|                                      | Return .....   | 70551           | ★              | 39135       | <b>1971-1970</b>  |                 |                |             |
| <b>HOSE NUMERICAL</b>                | <b>TORINO</b>  |                 |                |             | <b>6-CYL. 250 ENG.</b>  |                 |                |             |
|                                      | <b>1976-1975</b>   |                 |                |             | Cyl.....  | Ⓣ70640          |                |             |
|                                      | <b>V-8 351 ENG.</b>  |                 |                |             | Pressure .....  | 70652           |                |             |
|                                      | Pressure; W/Ford Stg. Gear; W/O Police, Taxi Pkg.; W/Modified Eng.; ☆P | 71262           |                |             | Return .....  | ⊖80113          | ★32"           | 39860       |
|                                      | Pressure; W/Ford Stg. Gear; W/O Police, Taxi Pkg.; W/Windsor Eng.; ☆P  | 70674           |                |             | <b>V-8 302 ENG.; V-8 351 ENG.</b>                             |                 |                |             |
|                                      | Pressure; W/Saginaw Stg. Gear; ☆N....                                  | 70704           |                |             | Cyl.....  | Ⓣ70640          |                |             |
|                                      | Return - Cooler To Pump .....  |                 | ★18"           |             | Pressure - Control Valve End.....                             | 70679           |                |             |
|                                      | Return - From Gear; W/Cooler.....                                      | ⊖80031          | ★21"           | 39859       | Pressure - Pump End .....                                     | 70692           |                |             |
|                                      | <b>V-8 400 ENG.; V-8 460 ENG.</b>                                      |                 |                |             | Return - Control Valve End.....                               | Ⓣ70656          |                |             |
|                                      | Pressure; W/Ford Stg. Gear; W/O Police, Taxi Pkg.; ☆P.....             | 71262           |                |             | <b>V-8 429 ENG.</b>   |                 |                |             |
|                                      | Pressure; W/Saginaw Stg. Gear; ☆N....                                  | 70704           |                |             | Cyl.....  | Ⓣ70640          |                |             |
|                                      | Return - Cooler To Pump .....  |                 | ★18"           |             | Pressure - Control Valve End.....                             | 70679           |                |             |
|                                      | Return - From Gear; W/Cooler.....                                      | ⊖80031          | ★21"           | 39859       | Pressure - Pump End .....                                     | 80026           |                |             |
|                                      |  |                 |                |             | Return - Control Valve End.....                               | Ⓣ70656          |                |             |
| <b>REPAIR KITS</b>                   |  |                 |                |             | <b>1969</b>   |                 |                |             |
|                                      |  |                 |                |             | <b>6-CYL. 250 ENG.</b>  |                 |                |             |
|                                      |  |                 |                |             | Cyl.....  | Ⓣ70640          |                |             |
|                                      |  |                 |                |             | Pressure .....  | 70652           |                |             |
|                                      |  |                 |                |             | Return .....  | ⊖80113          | ★32"           | 39860       |
| <b>KIT NUMERICAL</b>                 |  |                 |                |             |   |                 |                |             |

\* Cut From C.P.E. 3/8" I.D. Hose: 71350 (48"), 81352 (25").  
 † Cut From S.A.E. 11/32" I.D. Hose: 80062 (12"), 80063 (24"), 80064 (36"), 81353 (25").  
 ★ Cut From S.A.E. 3/8" I.D. Hose: 71224 (24"), 71236 (36"), 71206 (48"), 81206 (25"). May Also Use 3/8" C.P.E.  
 † Cut From S.A.E. 5/8" I.D. Hose: 71351 (36").  
 □ Cut From 1/2" I.D. Suction Hose: 71296 (36"), 81354 (10').  
 † Cut From 5/8" I.D. Suction Hose: 71207 (42"), 81355 (10').  
 \* Cut From 3/4" I.D. Suction Hose: 71297 (36"), 81356 (10').  
 ☆ See Page A14 For Pump or Gear Identification.

Ⓣ Two Required.  
 Ⓣ Three Required.  
 Ⓣ Four Required.  
 ⊖ Cut To Fit.  
 Ⓣ Replaces Both Upper and Lower Hose.  
 ▲ 252660 Adaptor Required For Some Models.  
 † See Page A6 For Installation Procedure.

# Power Steering Hose for Passenger Cars

| Application   | Assembly Number | Multi-Use Hose | End Fitting | Application                             | Assembly Number | Multi-Use Hose | End Fitting |                                      |
|---|-----------------|----------------|-------------|---|-----------------|----------------|-------------|--------------------------------------|
| <b>FORD - Continued</b>   |                 |                |             | <b>GEO - Continued</b>                  |                 |                |             | <b>SYSTEM PUMP &amp; GEAR IDENT.</b> |
| <b>TORINO - Continued</b>   |                 |                |             | <b>PRIZM - Continued</b>                |                 |                |             |                                      |
| <b>1969 - Continued</b>   |                 |                |             | <b>1990</b>                             |                 |                |             | <b>SYSTEM &amp; COMPONENT IDENT.</b> |
| <b>V-8 302 ENG.; V-8 351 ENG.</b>   |                 |                |             | <b>4-CYL. 1.6 L ENG.</b>                |                 |                |             |                                      |
| Cyl.....  | ②70640          |                |             | Pressure; Exc. GSI .....                | 71440           |                |             |                                      |
| Pressure - Control Valve End.....   | 70679           |                |             | Pressure; GSI; VIN LZ189367 & Before    | 91684           |                |             |                                      |
| Return - Control Valve End.....   | ③70656          | ★24"           |             | Pressure; GSI; VIN LZ189368 & After...  | 91712           |                |             |                                      |
| <b>V-8 390 ENG.; V-8 428 ENG.</b>   |                 |                |             | Reservoir .....                         |                 | ⊕9"            |             |                                      |
| Cyl.....  | ②70640          |                |             | Return - From Gear; Exc. GSI .....      |                 | *13"           |             |                                      |
| Return; W/O A.C. ....   | ③70656          | ★22"           |             | Return - From Gear; GSI .....           |                 | *10"           |             |                                      |
| <b>1968</b>   |                 |                |             | Return - To Pipe; GSI .....             |                 | *14"           |             |                                      |
| <b>6-CYL. 200 ENG.</b>  |                 |                |             | Return - To Reservoir; Exc. GSI .....   |                 | *11"           |             |                                      |
| Cyl.....  | ②70640          |                |             | Return - To Reservoir; GSI .....        |                 | *7"            |             |                                      |
| Pressure .....  | 70652           |                |             | <b>1989</b>                             |                 |                |             |                                      |
| Return .....  | ≠80113          | ★32"           | 39860       | <b>4-CYL. 1.6 L ENG.</b>                |                 |                |             |                                      |
| <b>V-8 289 ENG.; V-8 302 ENG.</b>   |                 |                |             | Pressure .....                          | 71440           |                |             |                                      |
| Cyl.....  | ②70640          |                |             | Return - From Gear .....                |                 | *13"           |             |                                      |
| Pressure .....  | 70653           |                |             | Return - To Reservoir .....             |                 | *11"           |             |                                      |
| Return .....  | ≠80113          | ★              | 39860       | <b>SPECTRUM</b>                         |                 |                |             |                                      |
| <b>V-8 390 ENG.; V-8 428 ENG.</b>   |                 |                |             | <b>1989</b>                             |                 |                |             | <b>LIGHT TRUCKS</b>                  |
| Cyl.....  | ②70640          |                |             | <b>4-CYL. 1.5 L ENG.</b>                |                 |                |             |                                      |
| Pressure .....  | 70653           |                |             | Pressure .....                          | 71376           |                |             |                                      |
| Return .....  | ≠80113          | ★              | 39860       | Return .....                            |                 | *12"           |             |                                      |
| <b>GEO</b>  |                 |                |             | <b>STORM</b>                            |                 |                |             | <b>MEDIUM/HEAVY TRUCKS</b>           |
| IMPORTANT: PLEASE NOTE. To select correct replacement parts, it may be necessary to identify the code character for the engine by looking at the VIN (Vehicle Identification Number) located on the dash panel. For 1981 and newer cars, refer to the 8th digit of VIN for the correct engine code. For 1980 and older cars, refer to the 5th digit of VIN for the correct engine code. |                 |                |             | <b>1993-1992</b>                        |                 |                |             |                                      |
| <b>METRO</b>  |                 |                |             | <b>4-CYL. 1.6 L ENG.</b>                |                 |                |             | <b>BUSES</b>                         |
| <b>1995</b>   |                 |                |             | Pressure .....                          | 71660           |                |             |                                      |
| <b>3-CYL. 1.0 L ENG.; 4-CYL. 1.3 L ENG.</b>   |                 |                |             | Return .....                            |                 | *11"           |             |                                      |
| Return - To Pipe .....  |                 | *5"            |             | <b>4-CYL. 1.8 L ENG.</b>                |                 |                |             |                                      |
| Return - To Reservoir .....   |                 | *12"           |             | Pressure .....                          | 71783           |                |             |                                      |
| <b>1994</b>   |                 |                |             | Return .....                            |                 | *9"            |             |                                      |
| <b>3-CYL. 1.0 L ENG.; 4-CYL. 1.3 L ENG. (CANADA)</b>  |                 |                |             | <b>1991-1990</b>                        |                 |                |             | <b>HOSE NUMERICAL</b>                |
| Return - To Pipe .....  |                 | *5"            |             | <b>4-CYL. 1.6 L ENG.</b>                |                 |                |             |                                      |
| Return - To Reservoir .....   |                 | *12"           |             | Pressure; W/DOHC Eng. ....              | 71448           |                |             |                                      |
| <b>PRIZM</b>  |                 |                |             | Pressure; W/SOHC Eng. ....              | 71660           |                |             |                                      |
| <b>1995-1993</b>  |                 |                |             | Return; W/DOHC Eng. ....                |                 | *9"            |             |                                      |
| <b>4-CYL. 1.6 L ENG.; 4-CYL. 1.8 L ENG.</b>   |                 |                |             | Return; W/SOHC Eng. ....                |                 | *11"           |             |                                      |
| Pressure .....  | 71782           |                |             | <b>HONDA</b>                            |                 |                |             |                                      |
| Return - To Pipe .....  |                 | *9"            |             | <b>ACCORD</b>                           |                 |                |             |                                      |
| Return - To Reservoir .....   |                 | *13"           |             | <b>1995</b>                             |                 |                |             |                                      |
| <b>1992-1991</b>  |                 |                |             | <b>4-CYL. 2.2 L ENG.</b>                |                 |                |             | <b>REPAIR KITS</b>                   |
| <b>4-CYL. 1.6 L ENG.</b>  |                 |                |             | Pressure .....                          | 80093           |                |             |                                      |
| Pressure; Exc. GSI .....  | 71440           |                |             | Return - Cooler To Pipe .....           |                 | *7"            |             |                                      |
| Pressure; GSI .....   | 91712           |                |             | Return - Gear To Pipe; W/Cooler .....   |                 | *24"           |             |                                      |
| Return - From Gear; Exc. GSI .....  |                 | *13"           |             | Return - Pipe To Cooler .....           |                 | *7"            |             |                                      |
| Return - From Gear; GSI .....   |                 | *10"           |             | Return - Pipe To Reservoir; W/Cooler... |                 | *10"           |             |                                      |
| Return - To Pipe; GSI .....   |                 | *14"           |             | <b>V-6 2.7 L ENG.</b>                   |                 |                |             |                                      |
| Return - To Reservoir; Exc. GSI .....   |                 | *11"           |             | Return - Pipe To Cooler .....           |                 | ★              |             |                                      |
| Return - To Reservoir; GSI .....  |                 | *7"            |             | <b>1994</b>                             |                 |                |             |                                      |
| <b>HOSE NUMERICAL</b>   |                 |                |             | <b>4-CYL. 2.2 L ENG.</b>                |                 |                |             | <b>KIT NUMERICAL</b>                 |
| <b>REPAIR KITS</b>  |                 |                |             | Pressure .....                          | 80093           |                |             |                                      |
| <b>ILLUSTRATIONS</b>  |                 |                |             | Return - Cooler To Pipe .....           |                 | *7"            |             |                                      |
|   |                 |                |             | Return - Gear To Pipe; W/Cooler .....   |                 | *24"           |             |                                      |

\* Cut From C.P.E. 3/8" I.D. Hose: 71350 (48"), 81352 (25").  
 † Cut From S.A.E. 11/32" I.D. Hose: 80062 (12"), 80063 (24"), 80064 (36"), 81353 (25").  
 ★ Cut From S.A.E. 3/8" I.D. Hose: 71224 (24"), 71236 (36"), 71206 (48"), 81206 (25"). May Also Use 3/8" C.P.E.  
 ❖ Cut From S.A.E. 5/8" I.D. Hose: 71351 (36").  
 □ Cut From 1/2" I.D. Suction Hose: 71296 (36"), 81354 (10').  
 ⊕ Cut From 5/8" I.D. Suction Hose: 71207 (42"), 81355 (10').  
 \* Cut From 3/4" I.D. Suction Hose: 71297 (36"), 81356 (10').  
 ☆ See Page A14 For Pump or Gear Identification.

② Two Required.  
 ③ Three Required.  
 ④ Four Required.  
 ≠ Cut To Fit.  
 ⊕ Replaces Both Upper and Lower Hose.  
 ▲ 252660 Adaptor Required For Some Models.  
 ❖ See Page A6 For Installation Procedure.

# Power Steering Hose for Passenger Cars

|                                      | Application  | Assembly Number | Multi-Use Hose | End Fitting | Application                                 | Assembly Number | Multi-Use Hose | End Fitting |
|--------------------------------------|--|-----------------|----------------|-------------|---|-----------------|----------------|-------------|
| <b>SYSTEM PUMP &amp; GEAR IDENT.</b> | <b>HONDA - Continued</b>                             |                 |                |             | <b>HONDA - Continued</b>                    |                 |                |             |
|                                      | <b>ACCORD - Continued</b>                            |                 |                |             | <b>ACCORD - Continued</b>                   |                 |                |             |
|                                      | <b>1994 - Continued</b>                              |                 |                |             | <b>1978</b>                                 |                 |                |             |
|                                      | <b>4-CYL. 2.2 L ENG. - Continued</b>                 |                 |                |             | <b>4-CYL. 98 ENG.</b>                       |                 |                |             |
|                                      | Return - Pipe To Cooler .....                        |                 | ★7"            |             | Pressure .....                              | 71179           |                |             |
| <b>SYSTEM &amp; COMPONENT IDENT.</b> | Return - Pipe To Reservoir; W/Cooler...              |                 | ★10"           |             | Reservoir .....                             |                 | ★              |             |
|                                      | <b>1993-1990</b>                                     |                 |                |             | Return - Cooler To Reservoir .....          |                 |                |             |
|                                      | <b>4-CYL. 2.2 L ENG.</b>                             |                 |                |             | Return - Gear To Cooler .....               |                 |                |             |
|                                      | Pressure .....                                       | 91746           |                |             | Return - Pipe To Cooler .....               |                 |                |             |
|                                      | Reservoir .....                                      | 80167           |                |             | <b>CIVIC</b>                                |                 |                |             |
|                                      | Return - Cooler To Pipe .....                        |                 | ★8"            |             | <b>1995-1992</b>                            |                 |                |             |
|                                      | Return - Cooler To Reservoir .....                   |                 | ★5"            |             | <b>4-CYL. 1.5 L ENG.; 4-CYL. 1.6 L ENG.</b> |                 |                |             |
| <b>PASS. CARS</b>                    | Return - Gear To Cooler .....                        |                 | ★24"           |             | Pressure .....                              | 80094           |                |             |
|                                      | Return - Pipe To Pipe; W/Cooler .....                |                 | ★16"           |             | Return - Cooler To Pipe .....               |                 | ★6"            |             |
|                                      | <b>1989</b>  |                 |                |             | Return - Cooler To Reservoir .....          |                 |                |             |
|                                      | <b>4-CYL. 2.0 L ENG.</b>                             |                 |                |             | Return - Gear To Pipe; W/Cooler .....       |                 |                |             |
|                                      | Pressure; DX, LX .....                               | 91609           |                |             | Return - Gear To Cooler .....               |                 |                |             |
|                                      | Pressure; LXI, SEI .....                             | 91745           |                |             | Return - Pipe To Cooler .....               |                 |                |             |
|                                      | Reservoir .....                                      |                 | ☐              |             | Return - Pipe To Reservoir; W/Cooler...     |                 |                |             |
| <b>LIGHT TRUCKS</b>                  | Return - Connector To Pipe; W/Cooler..               |                 | ★20"           |             | <b>1991-1988</b>                            |                 |                |             |
|                                      | Return - Gear To Pipe; W/Cooler .....                |                 | ★10"           |             | <b>4-CYL. 1.5 L ENG.; 4-CYL. 1.6 L ENG.</b> |                 |                |             |
|                                      | Return - Pipe To Cooler .....                        |                 | ★13"           |             | Pressure .....                              | 91702           |                |             |
|                                      | Return - Pipe To Reservoir; W/Cooler...              |                 | ★10"           |             | Return - Cooler To Pipe .....               |                 | ★6"            |             |
|                                      | <b>1988-1986</b>                                     |                 |                |             | Return - Cooler To Reservoir .....          |                 |                |             |
|                                      | <b>4-CYL. 2.0 L ENG.</b>                             |                 |                |             | Return - Gear To Pipe; W/Cooler .....       |                 |                |             |
|                                      | Pressure .....                                       | 91609           |                |             | Return - Gear To Cooler .....               |                 |                |             |
|                                      | Reservoir .....                                      |                 | ☐              |             | <b>1987-1985</b>                            |                 |                |             |
|                                      | Return - Cooler To Reservoir .....                   |                 | ★10"           |             | <b>4-CYL. 1.3 L ENG.; 4-CYL. 1.5 L ENG.</b> |                 |                |             |
| <b>MEDIUM/HEAVY TRUCKS</b>           | Return - Gear To Pipe; W/Cooler .....                |                 | ★10"           |             | Pressure .....                              | 91608           |                |             |
|                                      | Return - Pipe To Cooler .....                        |                 | ★13"           |             | Reservoir .....                             |                 | ☐              |             |
|                                      | Return - Pipe To Reservoir; W/Cooler...              |                 | ★10"           |             | Return - Cooler To Reservoir .....          |                 |                |             |
|                                      | <b>1985-1984</b>                                     |                 |                |             | Return - Gear To Cooler .....               |                 |                |             |
|                                      | <b>4-CYL. 1.6 L ENG. (CANADA); 4-CYL. 1.8 L ENG.</b> |                 |                |             | <b>CIVIC DEL SOL</b>                        |                 |                |             |
|                                      | Pressure .....                                       | 91525           |                |             | <b>1995-1994</b>                            |                 |                |             |
|                                      | Return - Cooler To Reservoir .....                   |                 | ★15"           |             | <b>4-CYL. 1.5 L ENG.</b>                    |                 |                |             |
| <b>BUSES</b>                         | Return - Gear To Cooler .....                        |                 | ★5"            |             | Pressure .....                              | 80094           |                |             |
|                                      | Return - Pipe To Reservoir; W/Cooler...              |                 | ★13"           |             | Return - Cooler To Pipe .....               |                 | ★7"            |             |
|                                      | Return - Speed Sensor To Pipe .....                  |                 | ★6"            |             | Return - Gear To Cooler .....               |                 | ★16"           |             |
|                                      | <b>1983-1982</b>                                     |                 |                |             | Return - Pipe To Pipe; W/Cooler .....       |                 |                |             |
|                                      | <b>4-CYL. 1.6 L ENG. (CANADA); 4-CYL. 1.8 L ENG.</b> |                 |                |             | Return - Pipe To Reservoir; W/Cooler...     |                 |                |             |
|                                      | Pressure .....                                       | 91524           |                |             | Return - Pipe To Reservoir; W/Cooler...     |                 |                |             |
|                                      | Return - Cooler To Reservoir .....                   |                 | ★12"           |             | Return - Pipe To Reservoir; W/Cooler...     |                 |                |             |
|                                      | Return - Gear To Cooler .....                        |                 | ★36"           |             | <b>1993</b>                                 |                 |                |             |
|                                      | Return - Pipe To Reservoir; W/Cooler...              |                 | ★18"           |             | <b>4-CYL. 1.5 L ENG.</b>                    |                 |                |             |
|                                      | Return - Speed Sensor To Pipe .....                  |                 | ★36"           |             | Pressure .....                              | 80094           |                |             |
|                                      | <b>1981-1980</b>                                     |                 |                |             | Return - Cooler To Pipe .....               |                 |                |             |
|                                      | <b>4-CYL. 1.6 L ENG. (CANADA); 4-CYL. 1.8 L ENG.</b> |                 |                |             | Return - Gear To Cooler .....               |                 |                |             |
|                                      | Pressure .....                                       | 71179           |                |             | Return - Gear To Cooler .....               |                 |                |             |
|                                      | Reservoir .....                                      |                 | ★              |             | <b>PRELUDE</b>                              |                 |                |             |
|                                      | Return - Cooler To Reservoir .....                   |                 | ★12"           |             | <b>1995-1992</b>                            |                 |                |             |
|                                      | Return - Gear To Cooler .....                        |                 | ★36"           |             | <b>4-CYL. 2.2 L ENG.; 4-CYL. 2.3 L ENG.</b> |                 |                |             |
| <b>REPAIR KITS</b>                   | <b>1979</b>  |                 |                |             | Pressure .....                              |                 |                |             |
|                                      | <b>4-CYL. 107 ENG.</b>                               |                 |                |             | 91750                                       |                 |                |             |
|                                      | Pressure .....                                       | 71179           |                |             | Return - Cooler To Pipe .....               |                 | ★8"            |             |
|                                      | Reservoir .....                                      |                 | ★              |             | Return - Pipe To Cooler .....               |                 | ★8"            |             |
|                                      | Return - Cooler To Reservoir .....                   |                 | ★12"           |             | Return - Pipe To Pipe; W/Cooler .....       |                 |                |             |
|                                      | Return - Gear To Cooler .....                        |                 | ★36"           |             | <b>1991-1988</b>                            |                 |                |             |
| <b>KIT NUMERICAL</b>                 | <b>1979</b>  |                 |                |             | <b>4-CYL. 1.5 L ENG.</b>                    |                 |                |             |
|                                      | <b>4-CYL. 107 ENG.</b>                               |                 |                |             | Pressure .....                              |                 |                |             |
|                                      | Pressure .....                                       | 71179           |                |             | 80094                                       |                 |                |             |
|                                      | Reservoir .....                                      |                 | ★              |             | Return - Cooler To Pipe .....               |                 |                |             |
|                                      | Return - Cooler To Reservoir .....                   |                 | ★12"           |             | Return - Gear To Cooler .....               |                 |                |             |
|                                      | Return - Gear To Cooler .....                        |                 | ★36"           |             | Return - Pipe To Pipe; W/Cooler .....       |                 |                |             |
| <b>ILLUSTRATIONS</b>                 | <b>1979</b>  |                 |                |             | Return - Pipe To Reservoir; W/Cooler...     |                 |                |             |
|                                      | <b>4-CYL. 107 ENG.</b>                               |                 |                |             | <b>1987-1985</b>                            |                 |                |             |
|                                      | Pressure .....                                       | 71179           |                |             | <b>4-CYL. 1.3 L ENG.; 4-CYL. 1.5 L ENG.</b> |                 |                |             |
|                                      | Reservoir .....                                      |                 | ★              |             | Pressure .....                              | 91608           |                |             |
|                                      | Return - Cooler To Reservoir .....                   |                 | ★12"           |             | Reservoir .....                             |                 | ☐              |             |
|                                      | Return - Gear To Cooler .....                        |                 | ★36"           |             | Return - Cooler To Reservoir .....          |                 |                |             |

\* Cut From C.P.E. 3/8" I.D. Hose: 71350 (48"), 81352 (25').  
 † Cut From S.A.E. 11/32" I.D. Hose: 80062 (12"), 80063 (24"), 80064 (36"), 81353 (25').  
 ★ Cut From S.A.E. 3/8" I.D. Hose: 71224 (24"), 71236 (36"), 71206 (48"), 81206 (25'). May Also Use 3/8" C.P.E.  
 † Cut From S.A.E. 5/8" I.D. Hose: 71351 (36").  
 ☐ Cut From 1/2" I.D. Suction Hose: 71296 (36"), 81354 (10').  
 † Cut From 5/8" I.D. Suction Hose: 71207 (42"), 81355 (10').  
 \* Cut From 3/4" I.D. Suction Hose: 71297 (36"), 81356 (10').  
 ☆ See Page A14 For Pump or Gear Identification.

② Two Required.  
 ③ Three Required.  
 ④ Four Required.  
 † Cut To Fit.  
 \* Replaces Both Upper and Lower Hose.  
 † 252660 Adaptor Required For Some Models.  
 † See Page A6 For Installation Procedure.

# Power Steering Hose for Passenger Cars

| Application   | Assembly Number | Multi-Use Hose | End Fitting | Application   | Assembly Number | Multi-Use Hose | End Fitting |
|---|-----------------|----------------|-------------|---|-----------------|----------------|-------------|
| <b>HONDA - Continued</b>                                |                 |                |             | <b>HONDA - Continued</b>                                |                 |                |             |
| <b>PRELUDE - Continued</b>                              |                 |                |             | <b>PRELUDE - Continued</b>                              |                 |                |             |
| <b>1995-1992 - Continued</b>                            |                 |                |             | <b>1986 - Continued</b>                                 |                 |                |             |
| <b>4-CYL. 2.2 L ENG.; 4-CYL. 2.3 L ENG. - Continued</b> |                 |                |             | <b>4-CYL. 1.8 L ENG.; 4-CYL. 2.0 L ENG. - Continued</b> |                 |                |             |
| Return - Pipe To Reservoir; W/Cooler...                 |                 | ★10"           |             | Return - Pipe To Cooler.....                            |                 | ★8"            |             |
|   |                 |                |             | Return - Pipe To Reservoir; W/Cooler...                 |                 | ★13"           |             |
| <b>1991</b>   |                 |                |             | <b>1985</b>   |                 |                |             |
| <b>4-CYL. 2.0 L ENG.; 4-CYL. 2.1 L ENG.</b>             |                 |                |             | <b>4-CYL. 1.8 L ENG.</b>                                |                 |                |             |
| Pressure .....  | 91749           |                |             | Pressure .....  | 91523           |                |             |
| Return - Connector To Pipe .....                        |                 | ★4"            |             | Reservoir .....   |                 | ❖14"           |             |
| Return - Gear To Cooler .....                           |                 | ★8"            |             | Return - Cooler To Reservoir .....                      |                 | ★13"           |             |
| Return - Pipe To Pipe; W/Cooler .....                   |                 | ★12"           |             | Return - Gear To Cooler .....                           |                 | ★8"            |             |
| Return - Pipe To Reservoir; W/Cooler...                 |                 | ★24"           |             | Return - Pipe To Reservoir; W/Cooler...                 |                 | ★13"           |             |
|   |                 |                |             | Return - Speed Sensor To Pipe.....                      |                 | ★18"           |             |
| <b>1990</b>   |                 |                |             | <b>4-CYL. 2.0 L ENG.</b>                                |                 |                |             |
| <b>4-CYL. 2.0 L ENG.</b>                                |                 |                |             | <b>4-CYL. 2.0 L ENG.</b>                                |                 |                |             |
| Pressure; W/DOHC Eng. ....                              | 91749           |                |             | Pressure .....  | 91902           |                |             |
| Pressure; W/SOHC Eng. ....                              | 91747           |                |             | Reservoir .....   |                 | ❖14"           |             |
| Return - Connector To Pipe .....                        |                 | ★4"            |             | Return - Cooler To Reservoir .....                      |                 | ★13"           |             |
| Return - Gear To Cooler .....                           |                 | ★8"            |             | Return - Gear To Cooler .....                           |                 | ★8"            |             |
| Return - Pipe To Pipe; W/Cooler .....                   |                 | ★12"           |             | Return - Pipe To Reservoir; W/Cooler...                 |                 | ★13"           |             |
| Return - Pipe To Reservoir; W/Cooler...                 |                 | ★24"           |             | Return - Speed Sensor To Pipe.....                      |                 | ★18"           |             |
| <b>4-CYL. 2.1 L ENG.</b>                                |                 |                |             | <b>1984-1983</b>  |                 |                |             |
| Pressure .....  | 91749           |                |             | <b>4-CYL. 1.8 L ENG.</b>                                |                 |                |             |
| Return - Connector To Pipe .....                        |                 | ★4"            |             | Pressure .....  | 91523           |                |             |
| Return - Gear To Cooler .....                           |                 | ★8"            |             | Reservoir .....   |                 | ❖14"           |             |
| Return - Pipe To Pipe; W/Cooler .....                   |                 | ★12"           |             | Return - Cooler To Reservoir .....                      |                 | ★13"           |             |
| Return - Pipe To Reservoir; W/Cooler...                 |                 | ★24"           |             | Return - Gear To Cooler .....                           |                 | ★8"            |             |
| <b>1989</b>   |                 |                |             | <b>1982-1981</b>  |                 |                |             |
| <b>4-CYL. 2.0 L ENG.</b>                                |                 |                |             | <b>4-CYL. 1.6 L ENG. (CANADA); 4-CYL. 1.8 L ENG.</b>    |                 |                |             |
| Pressure; W/DOHC Eng. ....                              | 91749           |                |             | Reservoir .....   |                 | ★              |             |
| Pressure; W/SOHC Eng. ....                              | 91747           |                |             | Return - Cooler To Reservoir .....                      |                 | ★11"           |             |
| Return - Connector To Pipe .....                        |                 | ★4"            |             | Return - Gear To Cooler .....                           |                 | ★36"           |             |
| Return - Gear To Cooler .....                           |                 | ★8"            |             | <b>HYUNDAI</b>  |                 |                |             |
| Return - Pipe To Pipe; W/Cooler .....                   |                 | ★12"           |             | <b>ELANTRA</b>  |                 |                |             |
| Return - Pipe To Reservoir; W/Cooler...                 |                 | ★24"           |             | <b>1993</b>   |                 |                |             |
| <b>1988</b>   |                 |                |             | <b>4-CYL. 98 ENG.</b>                                   |                 |                |             |
| <b>4-CYL. 2.0 L ENG.</b>                                |                 |                |             | <b>4-CYL. 98 ENG.</b>                                   |                 |                |             |
| Pressure; W/Fuel Inj. ....                              | 91748           |                |             | Pressure .....  | 80374           |                |             |
| Pressure; W/O Fuel Inj. ....                            | 91883           |                |             | Return - Gear To Pipe; W/Cooler .....                   |                 | ★7"            |             |
| Return - Connector To Pipe; W/Cooler..                  |                 | ★4"            |             | Return - Pipe To Reservoir; W/Cooler...                 |                 | ★8"            |             |
| Return - Gear To Cooler .....                           |                 | ★8"            |             | <b>1992</b>   |                 |                |             |
| Return - Pipe To Pipe; W/Cooler .....                   |                 | ★12"           |             | <b>4-CYL. 1.6 L ENG.</b>                                |                 |                |             |
| Return - Pipe To Reservoir; W/Cooler...                 |                 | ★24"           |             | Pressure .....  | 80374           |                |             |
| <b>1987</b>   |                 |                |             | <b>4-CYL. 1.6 L ENG.</b>                                |                 |                |             |
| <b>4-CYL. 1.8 L ENG.</b>                                |                 |                |             | <b>4-CYL. 1.6 L ENG.</b>                                |                 |                |             |
| Pressure .....  | 91607           |                |             | Return - Gear To Pipe; W/Cooler .....                   |                 | ★7"            |             |
| Return - Cooler To Reservoir .....                      |                 | ★7"            |             | Return - Pipe To Reservoir; W/Cooler...                 |                 | ★8"            |             |
| Return - Gear To Pipe; W/Cooler .....                   |                 | ★6"            |             | <b>EXCEL</b>  |                 |                |             |
| Return - Pipe To Cooler .....                           |                 | ★8"            |             | <b>1993-1990</b>  |                 |                |             |
| <b>4-CYL. 2.0 L ENG.</b>                                |                 |                |             | <b>4-CYL. 1.5 L ENG.</b>                                |                 |                |             |
| Pressure .....  | 91902           |                |             | Pressure .....  | 91752           |                |             |
| Return - Connector To Pipe; W/Cooler..                  |                 | ★7"            |             | Return - Cooler To Reservoir .....                      |                 | ★15"           |             |
| Return - Gear To Pipe .....                             |                 | ★4"            |             | Return - Gear To Cooler .....                           |                 | ★8"            |             |
| Return - Pipe To Cooler .....                           |                 | ★8"            |             |   |                 |                |             |
| Return - Pipe To Reservoir; W/Cooler...                 |                 | ★13"           |             |   |                 |                |             |
| <b>1986</b>   |                 |                |             |   |                 |                |             |
| <b>4-CYL. 1.8 L ENG.; 4-CYL. 2.0 L ENG.</b>             |                 |                |             |   |                 |                |             |
| Pressure .....  | 91902           |                |             |   |                 |                |             |
| Return - Connector To Pipe; W/Cooler..                  |                 | ★7"            |             |   |                 |                |             |
| Return - Gear To Pipe; W/Cooler .....                   |                 | ★4"            |             |   |                 |                |             |

- \* Cut From C.P.E. 3/8" I.D. Hose: 71350 (48"), 81352 (25').
- † Cut From S.A.E. 11/32" I.D. Hose: 80062 (12"), 80063 (24"), 80064 (36"), 81353 (25').
- ★ Cut From S.A.E. 3/8" I.D. Hose: 71224 (24"), 71236 (36"), 71206 (48"), 81206 (25'). May Also Use 3/8" C.P.E.
- ❖ Cut From S.A.E. 5/8" I.D. Hose: 71351 (36").
- Cut From 1/2" I.D. Suction Hose: 71296 (36"), 81354 (10').
- ❖ Cut From 5/8" I.D. Suction Hose: 71207 (42"), 81355 (10').
- ✱ Cut From 3/4" I.D. Suction Hose: 71297 (36"), 81356 (10').
- ☆ See Page A14 For Pump or Gear Identification.

- Ⓜ Two Required.
- Ⓝ Three Required.
- Ⓞ Four Required.
- ≠ Cut To Fit.
- ⊕ Replaces Both Upper and Lower Hose.
- ⚠ 252660 Adaptor Required For Some Models.
- ❖ See Page A6 For Installation Procedure.

SYSTEM  
PUMP &  
GEAR  
IDENT.

SYSTEM &  
COM-  
PONENT  
IDENT.

PASS.  
CARS

LIGHT  
TRUCKS

MEDIUM/  
HEAVY  
TRUCKS

BUSES

HOSE  
NUMER-  
ICAL

REPAIR  
KITS

KIT  
NUMER-  
ICAL

ILLUSTRATIONS



# Power Steering Hose for Passenger Cars

|                                      | Application                               | Assembly Number | Multi-Use Hose | End Fitting | Application                                 | Assembly Number | Multi-Use Hose | End Fitting |
|--------------------------------------|---|-----------------|----------------|-------------|---|-----------------|----------------|-------------|
| <b>SYSTEM PUMP &amp; GEAR IDENT.</b> | <b>HYUNDAI - Continued</b>                |                 |                |             | <b>HYUNDAI - Continued</b>                  |                 |                |             |
|                                      | <b>EXCEL - Continued</b>                  |                 |                |             | <b>SONATA - Continued</b>                   |                 |                |             |
|                                      | <b>1989-1986</b>                          |                 |                |             | <b>1989 - Continued</b>                     |                 |                |             |
|                                      | <b>4-CYL. 1.5 L ENG.</b>                  |                 |                |             | <b>4-CYL. 2.4 L ENG. - Continued</b>        |                 |                |             |
|                                      | Pressure .....                            | 91668           |                |             | Return - Pipe To Cooler .....               |                 |                | ★9"         |
|                                      | Return - From Gear; W/Auto. Trans. ....   |                 | ★8"            |             |   |                 |                |             |
|                                      | Return - From Gear; W/Man. Trans. ....    |                 | ★12"           |             |   |                 |                |             |
|                                      | Return - To Reservoir; W/Auto. Trans. ... |                 | ★8"            |             |   |                 |                |             |
|                                      | Return - To Reservoir; W/Man. Trans. .... |                 | ★              |             |   |                 |                |             |
| <b>SYSTEM &amp; COMPONENT IDENT.</b> | <b>SCOUPE</b>                             |                 |                |             | <b>INFINITI</b>                             |                 |                |             |
|                                      | <b>1993</b>                               |                 |                |             | <b>G20</b>                                  |                 |                |             |
|                                      | <b>4-CYL. 1.5 L ENG.</b>                  |                 |                |             | <b>1995</b>                                 |                 |                |             |
|                                      | Return - Cooler To Reservoir .....        |                 | ★14"           |             | <b>4-CYL. 2.0 L ENG.</b>                    |                 |                |             |
|                                      | Return - Gear To Cooler .....             |                 | ★8"            |             | Return - Cooler To Reservoir .....          |                 |                |             |
| <b>PASS. CARS</b>                    |   |                 |                |             |   |                 |                | ★3"         |
|                                      | <b>1992-1991</b>                          |                 |                |             | <b>1994-1991</b>                            |                 |                |             |
|                                      | <b>4-CYL. 1.5 L ENG.</b>                  |                 |                |             | <b>4-CYL. 2.0 L ENG.</b>                    |                 |                |             |
|                                      | Pressure .....                            | 91752           |                |             | Pressure - From Pump .....                  | 80371           |                |             |
|                                      | Return - Cooler To Reservoir .....        |                 | ★14"           |             | Return - Cooler To Reservoir .....          |                 |                | ★3"         |
|                                      | Return - Gear To Cooler .....             |                 | ★8"            |             |   |                 |                |             |
| <b>LIGHT TRUCKS</b>                  | <b>SONATA</b>                             |                 |                |             | <b>ISUZU</b>                                |                 |                |             |
|                                      | <b>1993</b>                               |                 |                |             | <b>I-MARK</b>                               |                 |                |             |
|                                      | <b>4-CYL. 2.0 L ENG.</b>                  |                 |                |             | <b>1989</b>                                 |                 |                |             |
|                                      | Pressure .....                            | 91685           |                |             | <b>4-CYL. 1.5 L ENG.; 4-CYL. 1.6 L ENG.</b> |                 |                |             |
|                                      | Return - Gear To Pipe .....               |                 | ★6"            |             | Pressure .....                              | 71376           |                |             |
|                                      | Return - Pipe To Cooler .....             |                 | ★9"            |             | Reservoir .....                             |                 |                | □           |
| <b>MEDIUM/HEAVY TRUCKS</b>           |   |                 |                |             | Return .....                                |                 |                | ★10"        |
|                                      | <b>V-6 3.0 L ENG.</b>                     |                 |                |             | <b>1988-1986</b>                            |                 |                |             |
|                                      | Return - Gear To Pipe .....               |                 | ★12"           |             | <b>4-CYL. 1.5 L ENG.</b>                    |                 |                |             |
|                                      | Return - Pipe To Cooler .....             |                 | ★8"            |             | Pressure .....                              | 71376           |                |             |
| <b>BUSES</b>                         |   |                 |                |             | Reservoir .....                             |                 |                | □           |
|                                      | <b>1992</b>                               |                 |                |             | Return .....                                |                 |                |             |
|                                      | <b>4-CYL. 2.0 L ENG.</b>                  |                 |                |             |   |                 |                |             |
|                                      | Reservoir .....                           |                 | ★12"           |             | <b>1985</b>                                 |                 |                |             |
|                                      | Return - Cooler To Reservoir .....        |                 | ★9"            |             | <b>4-CYL. 1.5 L ENG.; 4-CYL. 1.8 L ENG.</b> |                 |                |             |
|                                      | Return - Gear To Pipe .....               |                 | ★6"            |             | Pressure .....                              | 71376           |                |             |
|                                      | Return - Pipe To Cooler .....             |                 | ★9"            |             | Reservoir .....                             |                 |                | □           |
| <b>HOSE NUMERICAL</b>                |   |                 |                |             | Return .....                                |                 |                | ★10"        |
|                                      | <b>1991-1990</b>                          |                 |                |             | <b>IMPULSE</b>                              |                 |                |             |
|                                      | <b>4-CYL. 2.4 L ENG.</b>                  |                 |                |             | <b>1992</b>                                 |                 |                |             |
|                                      | Pressure .....                            | 91685           |                |             | <b>4-CYL. 1.6 L ENG.</b>                    |                 |                |             |
|                                      | Reservoir .....                           |                 | ★12"           |             | Pressure .....                              | 71448           |                |             |
|                                      | Return - Cooler To Reservoir .....        |                 | ★12"           |             | Reservoir .....                             |                 |                | □           |
|                                      | Return - Gear To Pipe .....               |                 | ★6"            |             | Return .....                                |                 |                | ★9"         |
|                                      | Return - Pipe To Cooler .....             |                 | ★9"            |             | <b>4-CYL. 1.8 L ENG.</b>                    |                 |                |             |
| <b>REPAIR KITS</b>                   |   |                 |                |             | Pressure .....                              | 71783           |                |             |
|                                      | <b>V-6 3.0 L ENG.</b>                     |                 |                |             | Return .....                                |                 |                |             |
|                                      | Reservoir .....                           |                 | ★12"           |             | <b>1991-1990</b>                            |                 |                |             |
|                                      | Return - Cooler To Reservoir .....        |                 | ★12"           |             | <b>4-CYL. 1.6 L ENG.</b>                    |                 |                |             |
|                                      | Return - Gear To Pipe .....               |                 | ★9"            |             | Pressure .....                              | 71448           |                |             |
|                                      | Return - Pipe To Cooler .....             |                 | ★15"           |             | Reservoir .....                             |                 |                | □           |
| <b>KIT NUMERICAL</b>                 |   |                 |                |             | Return .....                                |                 |                | ★9"         |
|                                      | <b>1989</b>                               |                 |                |             | <b>1989-1988</b>                            |                 |                |             |
|                                      | <b>4-CYL. 2.4 L ENG.</b>                  |                 |                |             | <b>4-CYL. 2.0 L ENG.</b>                    |                 |                |             |
|                                      | Pressure .....                            | 91685           |                |             | Return .....                                |                 |                | ★15"        |
|                                      | Reservoir .....                           |                 | ★12"           |             |   |                 |                |             |
|                                      | Return - Cooler To Reservoir .....        |                 | ★12"           |             |   |                 |                |             |
|                                      | Return - Gear To Pipe .....               |                 | ★6"            |             |   |                 |                |             |

- \* Cut From C.P.E. 3/8" I.D. Hose: 71350 (48"), 81352 (25').
- † Cut From S.A.E. 11/32" I.D. Hose: 80062 (12"), 80063 (24"), 80064 (36"), 81353 (25').
- ★ Cut From S.A.E. 3/8" I.D. Hose: 71224 (24"), 71236 (36"), 71206 (48"), 81206 (25'). May Also Use 3/8" C.P.E.
- ♣ Cut From S.A.E. 5/8" I.D. Hose: 71351 (36").
- Cut From 1/2" I.D. Suction Hose: 71296 (36"), 81354 (10').
- ♣ Cut From 5/8" I.D. Suction Hose: 71207 (42"), 81355 (10').
- ✱ Cut From 3/4" I.D. Suction Hose: 71297 (36"), 81356 (10').
- ☆ See Page A14 For Pump or Gear Identification.

- Ⓜ Two Required.
- Ⓝ Three Required.
- Ⓞ Four Required.
- ≠ Cut To Fit.
- ⊗ Replaces Both Upper and Lower Hose.
- ▲ 252660 Adaptor Required For Some Models.
- ♣ See Page A6 For Installation Procedure.

# Power Steering Hose for Passenger Cars

| Application                | Assembly Number | Multi-Use Hose | End Fitting | Application                 | Assembly Number | Multi-Use Hose | End Fitting |                           |
|----------------------------|-----------------|----------------|-------------|-----------------------------|-----------------|----------------|-------------|---------------------------|
| <b>ISUZU - Continued</b>   |                 |                |             | <b>JAGUAR - Continued</b>   |                 |                |             | SYSTEM PUMP & GEAR IDENT. |
| <b>IMPULSE - Continued</b> |                 |                |             | <b>XJ6 - Continued</b>      |                 |                |             |                           |
| <b>1987-1986</b>           |                 |                |             | <b>1989-1988</b>            |                 |                |             | SYSTEM & COMPONENT IDENT. |
| <b>4-CYL. 1.9 L ENG.</b>   |                 |                |             | <b>6-CYL. 3.6 L ENG.</b>    |                 |                |             |                           |
| Pressure .....             | 71373           |                |             | Pressure .....              | 80372           |                |             |                           |
| Reservoir .....            |                 | ☐              |             | Return .....                |                 |                |             |                           |
| Return .....               |                 | ★14"           |             | <b>1987-1980</b>            |                 |                |             |                           |
| <b>4-CYL. 2.0 L ENG.</b>   |                 |                |             | <b>6-CYL. 4.2 L ENG.</b>    |                 |                |             |                           |
| Return .....               |                 |                | ★15"        | Pressure .....              | 80376           |                |             |                           |
| <b>1985</b>                |                 |                |             | Return .....                |                 |                | ★           |                           |
| <b>4-CYL. 1.9 L ENG.</b>   |                 |                |             | <b>1979-1972</b>            |                 |                |             |                           |
| Pressure .....             | 71373           |                |             | <b>6-CYL. 258 ENG.</b>      |                 |                |             |                           |
| Reservoir .....            |                 | ☐              |             | Pressure .....              | 71309           |                |             |                           |
| Return .....               |                 | ★14"           |             | Return .....                |                 |                | ★           |                           |
| <b>STYLUS</b>              |                 |                |             | <b>XJ12</b>                 |                 |                |             | PASS. CARS                |
| <b>1993</b>                |                 |                |             | <b>1979-1973</b>            |                 |                |             |                           |
| <b>4-CYL. 1.6 L ENG.</b>   |                 |                |             | <b>V-12 326 ENG.</b>        |                 |                |             |                           |
| Pressure .....             | 71660           |                |             | Return .....                |                 |                | ★           |                           |
| Reservoir .....            |                 | ☐              |             | <b>XJS</b>                  |                 |                |             |                           |
| Return .....               |                 | ★9"            |             | <b>1992-1982</b>            |                 |                |             |                           |
| <b>1992</b>                |                 |                |             | <b>V-12 5.3 L ENG.</b>      |                 |                |             |                           |
| <b>4-CYL. 1.6 L ENG.</b>   |                 |                |             | Pressure .....              | 92140           |                |             |                           |
| Pressure .....             | 71660           |                |             | Return .....                | 70551           |                |             |                           |
| Reservoir .....            |                 | ☐              |             | <b>1978-1976</b>            |                 |                |             |                           |
| Return .....               |                 | ★9"            |             | <b>V-12 326 ENG.</b>        |                 |                |             |                           |
| <b>4-CYL. 1.8 L ENG.</b>   |                 |                |             | Return .....                |                 |                | ★           |                           |
| Pressure .....             | 71783           |                |             | <b>KIA</b>                  |                 |                |             |                           |
| Return .....               |                 |                | ★9"         | <b>SEPHIA</b>               |                 |                |             |                           |
| <b>1991</b>                |                 |                |             | <b>1994</b>                 |                 |                |             |                           |
| <b>4-CYL. 1.6 L ENG.</b>   |                 |                |             | <b>4-CYL. 1.6 L ENG.</b>    |                 |                |             |                           |
| Pressure; W/DOHC Eng. .... | 71448           |                |             | Reservoir .....             |                 |                | ✦15"        |                           |
| Pressure; W/SOHC Eng. .... | 71660           |                |             | Return - From Gear .....    |                 |                | ★10"        |                           |
| Reservoir .....            |                 | ☐              |             | Return - To Reservoir ..... |                 |                | ★10"        |                           |
| Return .....               |                 | ★9"            |             | <b>LEXUS</b>                |                 |                |             |                           |
| <b>JAGUAR</b>              |                 |                |             | <b>ES250</b>                |                 |                |             |                           |
| <b>VANDEN PLAS</b>         |                 |                |             | <b>1991-1990</b>            |                 |                |             |                           |
| <b>1994-1990</b>           |                 |                |             | <b>V-6 2.5 L ENG.</b>       |                 |                |             |                           |
| <b>6-CYL. 4.0 L ENG.</b>   |                 |                |             | Pressure - From Pump .....  | 71434           |                |             |                           |
| Pressure .....             | 80372           |                |             | <b>ES300</b>                |                 |                |             |                           |
| <b>1989-1988</b>           |                 |                |             | <b>1995-1994</b>            |                 |                |             |                           |
| <b>6-CYL. 3.6 L ENG.</b>   |                 |                |             | <b>V-6 3.0 L ENG.</b>       |                 |                |             |                           |
| Pressure .....             | 80372           |                |             | Pressure - From Pump .....  | 91861           |                |             |                           |
| <b>1987-1982</b>           |                 |                |             | Pressure - To Gear .....    | 80103           |                |             |                           |
| <b>6-CYL. 4.2 L ENG.</b>   |                 |                |             | <b>1993-1992</b>            |                 |                |             |                           |
| Pressure .....             | 80376           |                | ★           | <b>V-6 3.0 L ENG.</b>       |                 |                |             |                           |
| Return .....               |                 |                |             | Pressure - From Pump .....  | 80104           |                |             |                           |
| <b>XJ6</b>                 |                 |                |             | Pressure - To Gear .....    | 80103           |                |             |                           |
| <b>1994-1990</b>           |                 |                |             | <b>1994-1990</b>            |                 |                |             |                           |
| <b>6-CYL. 4.0 L ENG.</b>   |                 |                |             | <b>6-CYL. 4.0 L ENG.</b>    |                 |                |             |                           |
| Pressure .....             | 80372           |                |             | Pressure .....              | 80372           |                |             |                           |

\* Cut From C.P.E. 3/8" I.D. Hose: 71350 (48"), 81352 (25").  
 † Cut From S.A.E. 11/32" I.D. Hose: 80062 (12"), 80063 (24"), 80064 (36"), 81353 (25").  
 ★ Cut From S.A.E. 3/8" I.D. Hose: 71224 (24"), 71236 (36"), 71206 (48"), 81206 (25"). May Also Use 3/8" C.P.E.  
 ✦ Cut From S.A.E. 5/8" I.D. Hose: 71351 (36").  
 ☐ Cut From 1/2" I.D. Suction Hose: 71296 (36"), 81354 (10').  
 ✧ Cut From 5/8" I.D. Suction Hose: 71207 (42"), 81355 (10').  
 ✨ Cut From 3/4" I.D. Suction Hose: 71297 (36"), 81356 (10').  
 ☆ See Page A14 For Pump or Gear Identification.

② Two Required.  
 ③ Three Required.  
 ④ Four Required.  
 ✧ Cut To Fit.  
 ✨ Replaces Both Upper and Lower Hose.  
 ▲ 252660 Adaptor Required For Some Models.  
 ✦ See Page A6 For Installation Procedure.

ILLUSTRATIONS

# Power Steering Hose for Passenger Cars

|                                      | Application   | Assembly Number | Multi-Use Hose | End Fitting | Application   | Assembly Number | Multi-Use Hose | End Fitting |
|--------------------------------------|---|-----------------|----------------|-------------|---|-----------------|----------------|-------------|
| <b>SYSTEM PUMP &amp; GEAR IDENT.</b> | <b>LEXUS - Continued</b>  |                 |                |             | <b>LINCOLN - Continued</b>  |                 |                |             |
| <b>SYSTEM &amp; COMPONENT IDENT.</b> | <b>LS400</b>  |                 |                |             | <b>CONTINENTAL - Continued</b>  |                 |                |             |
|                                      | <b>1993-1990</b>  |                 |                |             | <b>1990</b>   |                 |                |             |
|                                      | <b>V-8 4.0 L ENG.</b>   |                 |                |             | <b>V-6 3.8 L ENG.</b>   |                 |                |             |
|                                      | Return .....  |                 | ★12"           |             | Pressure; Easy Fit Hose Assy.....                                       | 80334           |                |             |
|                                      |   |                 |                |             | Pressure; OEM Type Hose Assy. ....                                      | 91736           |                |             |
|                                      | <b>SC300</b>  |                 |                |             | Return - Cooler To Pump .....   |                 |                |             |
|                                      | <b>1995-1992</b>  |                 |                |             | Return - Gear To Cooler; Dec. 1 & Newer .....                           |                 |                |             |
|                                      | <b>6-CYL. 3.0 L ENG.</b>  |                 |                |             | Return - Gear To Cooler; Nov. 30 & Older.....                           |                 |                |             |
|                                      | Return - Gear To Pipe.....  |                 | ★              |             |   | 91772           |                |             |
| <b>PASS. CARS</b>                    | <b>SC400</b>  |                 |                |             | <b>1989-1988</b>  |                 |                |             |
|                                      | <b>1993-1992</b>  |                 |                |             | <b>V-6 3.8 L ENG.</b>   |                 |                |             |
|                                      | <b>V-8 4.0 L ENG.</b>   |                 |                |             | Pressure .....  |                 |                |             |
|                                      | Return - Gear To Pipe.....  |                 | ★              |             | Return - Cooler To Pump .....   | 91771           |                |             |
|                                      | Return - Pipe To Cooler .....   |                 | ★              |             | Return - Gear To Cooler .....   | 91773           |                |             |
| <b>LIGHT TRUCKS</b>                  | <b>LINCOLN</b>  |                 |                |             | <b>1987</b>   |                 |                |             |
|                                      | IMPORTANT: PLEASE NOTE. To select correct replacement parts, it may be necessary to identify the code character for the engine by looking at the VIN (Vehicle Identification Number) located on the dash panel. For 1981 and newer cars, refer to the 8th digit of VIN for the correct engine code. For 1980 and older cars, refer to the 5th digit of VIN for the correct engine code. |                 |                |             |   |                 |                |             |
| <b>MEDIUM/HEAVY TRUCKS</b>           | <b>CONTINENTAL</b>  |                 |                |             | <b>V-8 5.0 L ENG.</b>   |                 |                |             |
|                                      | <b>1995</b>   |                 |                |             | Pressure .....  |                 |                |             |
|                                      | <b>V-8 4.6 L ENG.</b>   |                 |                |             | Return .....  |                 |                |             |
|                                      | Pressure - From Pump .....  | 91831           |                |             |   | 71180           |                | ★13"        |
|                                      | Pressure - To Gear.....   | 80078           |                |             | <b>1986</b>   |                 |                |             |
| <b>BUSES</b>                         | <b>1994</b>   |                 |                |             | <b>V-8 5.0 L ENG.</b>   |                 |                |             |
|                                      | <b>V-6 3.8 L ENG.</b>   |                 |                |             | Pressure; Conventional System.....                                      |                 |                |             |
|                                      | Pressure; W/Variable Assist; Mar. 24 & Older.....   | 91736           |                |             | Pressure - Hydroboost To Gear; Hydroboost System W/O Skid Control ..... | 91507           |                |             |
|                                      | Pressure; W/Variable Assist; Mar. 25 & Newer .....  | 91830           |                |             | Pressure - Pump To Hydroboost; Hydroboost System W/O Skid Control...    | 71194           |                |             |
|                                      | Return - Cooler To Pump .....   | 91888           |                |             | Return; Conventional System .....                                       |                 |                | ★17"        |
|                                      | Return - Gear To Cooler .....   | 91881           |                |             | Return - Filter To Pump; Hydroboost System W/O Skid Control.....        |                 |                | ★13"        |
| <b>HOSE NUMERICAL</b>                | <b>1993-1992</b>  |                 |                |             | <b>1985</b>   |                 |                |             |
|                                      | <b>V-6 3.8 L ENG.</b>   |                 |                |             | <b>6-CYL. 2.4 L DIESEL ENG.</b>   |                 |                |             |
|                                      | Pressure; Easy Fit Hose Assy.; W/O Switch Port .....  | 80334           |                |             | Pressure - Hydroboost To Gear; Hydroboost System W/O Skid Control ..... | 71253           |                |             |
|                                      | Pressure; Easy Fit Hose Assy.; W/Switch Port.....   | 80335           |                |             | Pressure - Hydroboost To Gear; Hydroboost System W/Skid Control.....    | 91507           |                |             |
| <b>REPAIR KITS</b>                   | <b>1991</b>   |                 |                |             | Pressure - Pump To Hydroboost; Hydroboost System W/O Skid Control...    |                 |                |             |
|                                      | <b>V-6 3.8 L ENG.</b>   |                 |                |             | Return - Filter To Pump; Hydroboost System W/O Skid Control.....        |                 |                |             |
|                                      | Pressure; OEM Type Hose Assy.; W/O Switch Port .....  | 91736           |                |             | Return - Filter To Pump; Hydroboost System W/Skid Control.....          |                 |                | ★12"        |
|                                      | Pressure; OEM Type Hose Assy.; W/Switch Port.....   | 91737           |                |             | Return - Hydroboost To Pump; Hydroboost System W/O Skid Control .....   |                 |                | ★10"        |
|                                      | Return - Cooler To Pump .....   | 91771           |                |             | Return - Skid Control To Pump; Hydroboost System W/Skid Control.....    |                 |                | ★42"        |
|                                      | Return - Gear To Cooler .....   | 91772           |                |             | Return - Filter To Pump; Hydroboost System W/Skid Control.....          |                 |                | ★33"        |
| <b>KIT NUMERICAL</b>                 | <b>1991</b>   |                 |                |             | <b>V-8 5.0 L ENG.</b>   |                 |                |             |
|                                      | <b>V-6 3.8 L ENG.</b>   |                 |                |             | Pressure; Conventional System.....                                      |                 |                |             |
|                                      | Pressure; Easy Fit Hose Assy.....   | 80334           |                |             | Pressure - Hydroboost To Gear; Hydroboost System W/O Skid Control ..... | 91507           |                |             |
|                                      | Pressure; OEM Type Hose Assy. ....  | 91736           |                |             | Pressure - Hydroboost To Gear; Hydroboost System W/Skid Control.....    | 91507           |                |             |
|                                      | Return - Cooler To Pump .....   | 91771           |                |             | Pressure - Pump To Hydroboost; Hydroboost System W/O Skid Control...    | 71194           |                |             |
|                                      | Return - Gear To Cooler .....   | 91772           |                |             | Return; Conventional System .....                                       |                 |                | ★17"        |
|                                      |   |                 |                |             | Return - Filter To Pump; Hydroboost System W/O Skid Control.....        |                 |                | ★13"        |
|                                      |   |                 |                |             | Return - Filter To Pump; Hydroboost System W/Skid Control.....          |                 |                | ★10"        |

**ILLUSTRATIONS**

\* Cut From C.P.E. 3/8" I.D. Hose: 71350 (48"), 81352 (25').  
 † Cut From S.A.E. 11/32" I.D. Hose: 80062 (12"), 80063 (24"), 80064 (36"), 81353 (25').  
 ★ Cut From S.A.E. 3/8" I.D. Hose: 71224 (24"), 71236 (36"), 71206 (48"), 81206 (25'). May Also Use 3/8" C.P.E.  
 † Cut From S.A.E. 5/8" I.D. Hose: 71351 (36").  
 □ Cut From 1/2" I.D. Suction Hose: 71296 (36"), 81354 (10').  
 † Cut From 5/8" I.D. Suction Hose: 71207 (42"), 81355 (10').  
 \* Cut From 3/4" I.D. Suction Hose: 71297 (36"), 81356 (10').  
 ☆ See Page A14 For Pump or Gear Identification.

② Two Required.  
 ③ Three Required.  
 ④ Four Required.  
 † Cut To Fit.  
 \* Replaces Both Upper and Lower Hose.  
 ▲ 252660 Adaptor Required For Some Models.  
 † See Page A6 For Installation Procedure.

# Power Steering Hose for Passenger Cars

| Application   | Assembly Number | Multi-Use Hose | End Fitting | Application  | Assembly Number | Multi-Use Hose | End Fitting |                                      |
|---|-----------------|----------------|-------------|--|-----------------|----------------|-------------|--------------------------------------|
| <b>LINCOLN - Continued</b>  |                 |                |             | <b>LINCOLN - Continued</b>   |                 |                |             | <b>SYSTEM PUMP &amp; GEAR IDENT.</b> |
| <b>CONTINENTAL - Continued</b>  |                 |                |             | <b>CONTINENTAL - Continued</b>   |                 |                |             |                                      |
| <b>1985 - Continued</b>   |                 |                |             | <b>1980 - Continued</b>  |                 |                |             | <b>SYSTEM &amp; COMPONENT IDENT.</b> |
| <b>V-8 5.0 L ENG. - Continued</b>                                       |                 |                |             | <b>V-8 5.0 L ENG.; V-8 5.8 L ENG. - Continued</b>  |                 |                |             |                                      |
| Return - Hydroboost To Pump; Hydroboost System W/O Skid Control .....   |                 |                | ★33"        | Return .....   | ≡<70551         | ★20"           | 39135       |                                      |
| Return - Skid Control To Pump; Hydroboost System W/Skid Control.....    |                 |                | ★33"        | <b>1979</b>  |                 |                |             |                                      |
| <b>1984</b>   |                 |                |             | <b>V-8 400 ENG.</b>  |                 |                |             | <b>PASS. CARS</b>                    |
| <b>6-CYL. 2.4 L DIESEL ENG.</b>   |                 |                |             | Pressure - Hydroboost To Gear; Hydroboost System W/O Skid Control .....  |                 |                |             |                                      |
| Pressure - Hydroboost To Gear .....                                     | 71253           |                |             | Pressure - Hydroboost To Gear; Hydroboost System W/Skid Control.....   | 71023           |                |             |                                      |
| Pressure - Pump To Hydroboost.....                                      | 71252           |                |             | Pressure - Pump To Hydroboost; Hydroboost System W/O Skid Control ...  | 91568           |                |             |                                      |
| Return - Filter To Pump.....  |                 |                | ★12"        | Pressure - Pump To Skid Control; Hydroboost System W/Skid Control .....  | 70697           |                |             |                                      |
| Return - Hydroboost To Pump .....                                       |                 |                | ★42"        | Pressure - Skid Control To Hydroboost; Hydroboost System W/Skid Control ...  | 91871           |                |             |                                      |
| <b>V-8 5.0 L ENG.</b>   |                 |                |             | Return - Cooler To Pump; Hydroboost System W/Skid Control.....   |                 |                |             |                                      |
| Pressure; Conventional System.....                                      | 71180           |                |             | Return - Gear To Cooler; Hydroboost System W/Skid Control.....   | ≡<80031         | ★26"           |             |                                      |
| Pressure - Hydroboost To Gear; Hydroboost System W/O Skid Control ..... | 91507           |                |             | Return - Gear To Pump; Hydroboost System W/O Skid Control.....   |                 | ★24"           |             |                                      |
| Pressure - Pump To Hydroboost; Hydroboost System W/O Skid Control ...   | 71836           |                | ★17"        | Return - Hydroboost To Pump; Hydroboost System W/O Skid Control .....  |                 | ★37"           |             |                                      |
| Return; Conventional System .....                                       |                 |                | ★13"        | Return - Tee To Pump; Hydroboost System W/Skid Control.....  |                 | ★9"            |             |                                      |
| Return - Filter To Pump; Hydroboost System W/O Skid Control.....        |                 |                | ★33"        | <b>1978</b>  |                 |                |             |                                      |
| Return - Hydroboost To Pump; Hydroboost System W/O Skid Control .....   |                 |                |             | <b>V-8 400 ENG.; V-8 460 ENG.</b>  |                 |                |             |                                      |
| <b>1983</b>   |                 |                |             | Pressure - Hydroboost To Gear; Hydroboost System W/O Skid Control .....  |                 |                |             |                                      |
| <b>V-8 5.0 L ENG.</b>   |                 |                |             | Pressure - Hydroboost To Gear; Hydroboost System W/Skid Control.....   |                 |                |             |                                      |
| Pressure; Conventional System.....                                      | 71044           |                |             | Pressure - Pump To Hydroboost; Hydroboost System W/O Skid Control ...  | 71023           |                |             |                                      |
| Pressure - Hydroboost To Gear; Hydroboost System W/O Skid Control ..... | 71197           |                |             | Return; Conventional System .....  | 71023           |                |             |                                      |
| Pressure - Pump To Hydroboost; Hydroboost System W/O Skid Control ...   | 71194           |                | ★           | Return - Filter To Pump; Hydroboost System W/O Skid Control.....   | 91568           |                |             |                                      |
| Return; Conventional System .....                                       |                 |                | ★12"        | Return - Gear To Filter; Hydroboost System W/O Skid Control.....   | 70697           |                |             |                                      |
| Return - Filter To Pump; Hydroboost System W/O Skid Control.....        |                 |                | ★12"        | Return - Hydroboost To Pump; Hydroboost System W/Skid Control ...  | 91871           | ★26"           |             |                                      |
| Return - Gear To Filter; Hydroboost System W/O Skid Control.....        |                 |                | ★12"        | Return - Cooler To Pump; Hydroboost System W/Skid Control.....   | ≡<80031         | ★24"           |             |                                      |
| Return - Hydroboost To Pump; Hydroboost System W/O Skid Control .....   |                 |                | ★33"        | Return - Gear To Pump; Hydroboost System W/O Skid Control.....   |                 | ★37"           |             |                                      |
| <b>1982</b>   |                 |                |             | Return - Tee To Pump; Hydroboost System W/Skid Control.....  |                 |                |             |                                      |
| <b>V-6 3.8 L ENG.</b>   |                 |                |             | Return - Gear To Cooler; Hydroboost System W/Skid Control.....   |                 |                |             |                                      |
| Pressure; Conventional System.....                                      | 71044           |                |             | Return - Gear To Pump; Hydroboost System W/O Skid Control.....   |                 | ★24"           |             |                                      |
| Pressure - Hydroboost To Gear; Hydroboost System W/O Skid Control ..... | 71197           |                |             | Return - Hydroboost To Pump; Hydroboost System W/O Skid Control .....  |                 | ★37"           |             |                                      |
| Pressure - Pump To Hydroboost; Hydroboost System W/O Skid Control ...   | 71194           |                | ★           | Return - Tee To Pump; Hydroboost System W/Skid Control.....  |                 | ★9"            |             |                                      |
| Return; Conventional System .....                                       |                 |                | ★12"        | <b>1977</b>  |                 |                |             |                                      |
| Return - Filter To Pump; Hydroboost System W/O Skid Control.....        |                 |                | ★12"        | <b>V-8 400 ENG.</b>  |                 |                |             |                                      |
| Return - Gear To Filter; Hydroboost System W/O Skid Control.....        |                 |                | ★12"        | Pressure - Hydroboost To Gear; Hydroboost System W/O Skid Control .....  |                 |                |             |                                      |
| Return - Hydroboost To Pump; Hydroboost System W/O Skid Control .....   |                 |                | ★33"        | Pressure - Hydroboost To Gear; Hydroboost System W/Skid Control.....   |                 |                |             |                                      |
| <b>1981</b>   |                 |                |             | Pressure - Pump To Hydroboost; Hydroboost System W/O Skid Control; Lower; W/90° Hose; Use pump end of old hose ..... |                 |                |             |                                      |
| <b>V-8 5.0 L ENG.</b>   |                 |                |             | Pressure - Pump To Hydroboost; Hydroboost System W/O Skid Control; Upper; W/40° Hose.....                            |                 |                |             |                                      |
| Pressure - Hydroboost To Gear.....                                      | 71197           |                |             | Pressure - Pump To Skid Control; Hydroboost System W/Skid Control .....  | 70697           |                |             |                                      |
| Pressure - Pump To Hydroboost.....                                      | 71194           |                |             | <b>1976</b>  |                 |                |             |                                      |
| Return - Filter To Pump.....  |                 |                | ★12"        | <b>V-8 400 ENG.</b>  |                 |                |             |                                      |
| Return - Gear To Filter.....  |                 |                | ★12"        | Pressure - Hydroboost To Gear; Hydroboost System W/Skid Control.....   |                 |                |             |                                      |
| Return - Hydroboost To Pump .....                                       |                 |                | ★33"        | Pressure - Pump To Hydroboost; Hydroboost System W/O Skid Control; Lower; W/90° Hose; Use pump end of old hose ..... |                 |                |             |                                      |
| <b>1980</b>   |                 |                |             | Pressure - Pump To Hydroboost; Hydroboost System W/O Skid Control; Upper; W/40° Hose.....                            |                 |                |             |                                      |
| <b>V-8 5.0 L ENG.; V-8 5.8 L ENG.</b>                                   |                 |                |             | Pressure - Pump To Skid Control; Hydroboost System W/Skid Control .....  |                 |                |             |                                      |
| Pressure .....  | 71044           |                |             | <b>1975</b>  |                 |                |             |                                      |

\* Cut From C.P.E. 3/8" I.D. Hose: 71350 (48"), 81352 (25").  
 † Cut From S.A.E. 1 1/32" I.D. Hose: 80062 (12"), 80063 (24"), 80064 (36"), 81353 (25").  
 ★ Cut From S.A.E. 3/8" I.D. Hose: 71224 (24"), 71236 (36"), 71206 (48"), 81206 (25"). May Also Use 3/8" C.P.E.  
 ❖ Cut From S.A.E. 5/8" I.D. Hose: 71351 (36").  
 □ Cut From 1/2" I.D. Suction Hose: 71296 (36"), 81354 (10').  
 ❖ Cut From 5/8" I.D. Suction Hose: 71207 (42"), 81355 (10').  
 \* Cut From 3/4" I.D. Suction Hose: 71297 (36"), 81356 (10').  
 ☆ See Page A14 For Pump or Gear Identification.

② Two Required.  
 ③ Three Required.  
 ④ Four Required.  
 ≡< Cut To Fit.  
 \* Replaces Both Upper and Lower Hose.  
 ▲ 252660 Adaptor Required For Some Models.  
 ❖ See Page A6 For Installation Procedure.

**ILLUSTRATIONS**

# Power Steering Hose for Passenger Cars

|                                      | Application   | Assembly Number | Multi-Use Hose | End Fitting | Application  | Assembly Number | Multi-Use Hose | End Fitting |
|--------------------------------------|---|-----------------|----------------|-------------|--|-----------------|----------------|-------------|
| <b>SYSTEM PUMP &amp; GEAR IDENT.</b> | <b>LINCOLN - Continued</b>  |                 |                |             | <b>LINCOLN - Continued</b>   |                 |                |             |
|                                      | <b>CONTINENTAL - Continued</b>  |                 |                |             | <b>CONTINENTAL - Continued</b>   |                 |                |             |
|                                      | <b>1977 - Continued</b>   |                 |                |             | <b>1976-1975 - Continued</b>   |                 |                |             |
|                                      | <b>V-8 400 ENG. - Continued</b>   |                 |                |             | <b>V-8 460 ENG. - Continued</b>  |                 |                |             |
| <b>SYSTEM &amp; COMPONENT IDENT.</b> | Pressure - Skid Control To Hydroboost; Hydroboost System W/Skid Control.....                          | 91568           |                |             | Return - Tee To Pump; Hydroboost System W/Skid Control.....            |                 | ★              |             |
|                                      | Return - Cooler To Pump; Hydroboost System W/O Skid Control.....                                      |                 | ★18"           |             |  |                 |                |             |
|                                      | Return - Cooler To Pump; Hydroboost System W/Skid Control.....  |                 | ★18"           |             | <b>1974</b>  |                 |                |             |
|                                      | Return - Gear To Cooler; Hydroboost System W/O Skid Control.....                                      | ≠80031          |                |             | <b>V-8 460 ENG.</b>  | 71263           |                |             |
|                                      | Return - Gear To Cooler; Hydroboost System W/Skid Control.....  | ≠80031          |                |             | Pressure; Conventional System.....                                     |                 |                |             |
| <b>PASS. CARS</b>                    | Return - Hydroboost To Pump; Hydroboost System W/O Skid Control.....                                  |                 | ★36"           |             | Pressure - Hydroboost To Gear; Hydroboost System W/O Skid Control..... | 70696           |                |             |
|                                      | Return - Tee To Pump; Hydroboost System W/Skid Control.....   |                 | ★9"            |             | Pressure - Pump To Hydroboost; Hydroboost System W/O Skid Control...   | 80035           |                |             |
|                                      | <b>V-8 460 ENG.</b>   |                 |                |             | Return - Cooler To Pump; Conventional System.....                      |                 | ★26"           |             |
|                                      | Pressure - Hydroboost To Gear; Hydroboost System W/O Skid Control.....                                | 71023           |                |             | Return - Cooler To Pump; Hydroboost System W/O Skid Control.....       |                 | ★24"           |             |
|                                      | Pressure - Hydroboost To Gear; Hydroboost System W/Skid Control.....                                  | 71023           |                |             | Return - Gear To Cooler; Conventional System.....                      | ≠80031          | ★38"           | 39859       |
| <b>LIGHT TRUCKS</b>                  | Pressure - Pump To Hydroboost; Hydroboost System W/O Skid Control; W/A.C.; W/Female Fitting.....      | 91568           |                |             | Return - Gear To Cooler; Hydroboost System W/O Skid Control.....       | ≠80031          |                |             |
|                                      | Pressure - Pump To Hydroboost; Hydroboost System W/O Skid Control; W/A.C.; W/Male Flared Fitting..... | 80134           |                |             | Return - Hydroboost To Pump; Hydroboost System W/O Skid Control.....   |                 | ★37"           |             |
|                                      | Pressure - Pump To Skid Control; Hydroboost System W/Skid Control.....                                | 70697           |                |             | <b>1973</b>  |                 |                |             |
| <b>MEDIUM/HEAVY TRUCKS</b>           | Pressure - Skid Control To Hydroboost; Hydroboost System W/Skid Control...                            | 91871           |                |             | <b>V-8 460 ENG.</b>  | 71263           |                |             |
|                                      | Return - Cooler To Pump; Hydroboost System W/O Skid Control.....                                      |                 | ★18"           |             | Pressure .....   |                 |                |             |
|                                      | Return - Cooler To Pump; Hydroboost System W/Skid Control.....  |                 | ★18"           |             | Return - Cooler To Pump.....   |                 | ★26"           |             |
|                                      | Return - Gear To Cooler; Hydroboost System W/O Skid Control.....                                      | ≠80031          |                |             | Return - Gear To Cooler.....   | ≠80031          | ★38"           |             |
|                                      | Return - Gear To Cooler; Hydroboost System W/Skid Control.....  | ≠80031          |                |             |  |                 |                |             |
| <b>BUSES</b>                         | Return - Hydroboost To Pump; Hydroboost System W/O Skid Control.....                                  |                 | ★36"           |             | <b>1972</b>  |                 |                |             |
|                                      | Return - Tee To Pump; Hydroboost System W/Skid Control.....   |                 | ★9"            |             | <b>V-8 460 ENG.</b>  | 71263           |                |             |
|                                      |   |                 |                |             | Pressure .....   |                 | ★26"           |             |
|                                      |   |                 |                |             | Return - Cooler To Pump.....   |                 | ★              |             |
|                                      |   |                 |                |             | Return - From Gear; May 14 & Older....                                 | ≠80031          | ★              |             |
|                                      |   |                 |                |             | Return - From Gear; May 15 & Newer..                                   | ≠80114          | ★              | 39859       |
|                                      |   |                 |                |             | <b>1971-1970</b>   |                 |                |             |
|                                      |   |                 |                |             | <b>V-8 460 ENG.</b>  | 70660           |                |             |
|                                      |   |                 |                |             | Pressure .....   |                 |                |             |
|                                      |   |                 |                |             | Return .....   | ≠80114          | ★              | 39859       |
|                                      |   |                 |                |             | <b>1969</b>  |                 |                |             |
|                                      |   |                 |                |             | <b>V-8 460 ENG.</b>  | 70646           |                |             |
|                                      |   |                 |                |             | Pressure .....   |                 | ★              |             |
|                                      |   |                 |                |             | Reservoir .....  |                 | ★              |             |
|                                      |   |                 |                |             | Return .....   |                 |                |             |
|                                      |   |                 |                |             | <b>1968-1966</b>   |                 |                |             |
|                                      |   |                 |                |             | <b>V-8 462 ENG.</b>  | 70646           |                |             |
|                                      |   |                 |                |             | Pressure .....   |                 | ★              |             |
|                                      |   |                 |                |             | Reservoir .....  |                 | ★              |             |
|                                      |   |                 |                |             | Return .....   |                 |                |             |
|                                      |   |                 |                |             | <b>1965-1962</b>   |                 |                |             |
|                                      |   |                 |                |             | <b>V-8 430 ENG.</b>  |                 |                |             |
|                                      |   |                 |                |             | Return .....   |                 | ★              |             |
|                                      |   |                 |                |             | <b>1961</b>  |                 |                |             |
|                                      |   |                 |                |             | <b>V-8 430 ENG.</b>  |                 |                |             |
|                                      |   |                 |                |             | Return .....   |                 | ★              | 39859       |

**ILLUSTRATIONS**

- \* Cut From C.P.E. 3/8" I.D. Hose: 71350 (48"), 81352 (25).
- † Cut From S.A.E. 11/32" I.D. Hose: 80062 (12"), 80063 (24"), 80064 (36"), 81353 (25).
- ★ Cut From S.A.E. 3/8" I.D. Hose: 71224 (24"), 71236 (36"), 71206 (48"), 81206 (25). May Also Use 3/8" C.P.E.
- ♣ Cut From S.A.E. 5/8" I.D. Hose: 71351 (36").
- Cut From 1/2" I.D. Suction Hose: 71296 (36"), 81354 (10').
- ♣ Cut From 5/8" I.D. Suction Hose: 71207 (42"), 81355 (10').
- ✱ Cut From 3/4" I.D. Suction Hose: 71297 (36"), 81356 (10').
- ☆ See Page A14 For Pump or Gear Identification.

- Ⓜ Two Required.
- Ⓝ Three Required.
- Ⓞ Four Required.
- ≠ Cut To Fit.
- ⊗ Replaces Both Upper and Lower Hose.
- ▲ 252660 Adaptor Required For Some Models.
- ♣ See Page A6 For Installation Procedure.



# Power Steering Hose for Passenger Cars

| Application  | Assembly Number | Multi-Use Hose | End Fitting | Application  | Assembly Number | Multi-Use Hose | End Fitting |
|--|-----------------|----------------|-------------|--|-----------------|----------------|-------------|
| <b>LINCOLN - Continued</b>   |                 |                |             | <b>LINCOLN - Continued</b>   |                 |                |             |
| <b>CONTINENTAL MARK II</b>   |                 |                |             | <b>MARK V</b>  |                 |                |             |
| <b>1957-1956</b>   |                 |                |             | <b>1979</b>  |                 |                |             |
| <b>V-8 368 ENG.</b>  |                 |                |             | <b>V-8 400 ENG.</b>  |                 |                |             |
| Return .....   | ≠70518          | ★20"           | 39859       | Pressure - Hydroboost To Gear; Hydroboost System W/O Skid Control .....    | 71023           |                |             |
| <b>MARK III</b>  |                 |                |             | Pressure - Hydroboost To Gear; Hydroboost System W/Skid Control.....       | 71023           |                |             |
| <b>1971-1970</b>   |                 |                |             | Pressure - Pump To Hydroboost; Hydroboost System W/O Skid Control...       | 91568           |                |             |
| <b>V-8 460 ENG.</b>  |                 |                |             | Pressure - Pump To Skid Control; Hydroboost System W/Skid Control .....    | 70697           |                |             |
| Pressure .....   | 70660           |                |             | Pressure - Skid Control To Hydroboost; Hydroboost System W/Skid Control... | 91871           |                |             |
| Return .....   | ≠80114          | ★              | 39859       | Return - Cooler To Pump; Hydroboost System W/Skid Control.....             |                 | ★26"           |             |
| <b>1969-1968</b>   |                 |                |             | Return - Gear To Cooler; Hydroboost System W/Skid Control.....             | ≠80031          |                |             |
| <b>V-8 460 ENG.</b>  |                 |                |             | Return - Gear To Pump; Hydroboost System W/O Skid Control.....             | ≠70629          | ★24"           | 39859       |
| Pressure .....   | 70646           |                |             | Return - Hydroboost To Pump; Hydroboost System W/O Skid Control .....      |                 | ★36"           |             |
| Reservoir .....  |                 | ★              |             | Return - Tee To Pump; Hydroboost System W/Skid Control.....                |                 | ★9"            |             |
| Return .....   |                 | ★              |             | <b>1978</b>  |                 |                |             |
| <b>MARK IV</b>   |                 |                |             | <b>V-8 400 ENG.; V-8 460 ENG.</b>  |                 |                |             |
| <b>1976-1975</b>   |                 |                |             | Pressure - Hydroboost To Gear; Hydroboost System W/O Skid Control .....    | 71023           |                |             |
| <b>V-8 460 ENG.</b>  |                 |                |             | Pressure - Hydroboost To Gear; Hydroboost System W/Skid Control.....       | 71023           |                |             |
| Pressure - Hydroboost To Gear; Hydroboost System W/O Skid Control .....    | 70696           |                |             | Pressure - Pump To Hydroboost; Hydroboost System W/O Skid Control...       | 80035           |                |             |
| Pressure - Hydroboost To Gear; Hydroboost System W/Skid Control.....       | 70696           |                |             | Pressure - Pump To Skid Control; Hydroboost System W/Skid Control .....    | 70697           |                |             |
| Pressure - Pump To Hydroboost; Hydroboost System W/O Skid Control...       | 80035           |                |             | Pressure - Skid Control To Hydroboost; Hydroboost System W/Skid Control... | 91869           |                |             |
| Pressure - Pump To Skid Control; Hydroboost System W/Skid Control .....    | 70697           |                |             | Return - Cooler To Pump; Hydroboost System W/O Skid Control.....           |                 | ★24"           |             |
| Pressure - Skid Control To Hydroboost; Hydroboost System W/Skid Control... | 91869           |                |             | Return - Cooler To Pump; Hydroboost System W/Skid Control.....             |                 | ★20"           |             |
| Return - Cooler To Pump; Hydroboost System W/O Skid Control.....           |                 | ★24"           |             | Return - Gear To Cooler; Hydroboost System W/O Skid Control.....           | ≠80031          |                |             |
| Return - Cooler To Pump; Hydroboost System W/Skid Control.....             |                 | ★20"           |             | Return - Gear To Cooler; Hydroboost System W/Skid Control.....             | ≠80031          |                |             |
| Return - Gear To Cooler; Hydroboost System W/O Skid Control.....           | ≠80031          |                |             | Return - Hydroboost To Pump; Hydroboost System W/O Skid Control .....      |                 | ★37"           |             |
| Return - Gear To Cooler; Hydroboost System W/Skid Control.....             | ≠80031          |                |             | Return - Tee To Pump; Hydroboost System W/Skid Control.....                |                 | ★37"           |             |
| Return - Hydroboost To Pump; Hydroboost System W/O Skid Control .....      |                 | ★37"           |             | <b>1977</b>  |                 |                |             |
| Return - Tee To Pump; Hydroboost System W/Skid Control.....                |                 | ★37"           |             | <b>V-8 400 ENG.</b>  |                 |                |             |
| <b>1974</b>  |                 |                |             | Pressure - Hydroboost To Gear; Hydroboost System W/O Skid Control .....    | 71023           |                |             |
| <b>V-8 460 ENG.</b>  |                 |                |             | Pressure - Hydroboost To Gear; Hydroboost System W/Skid Control.....       | 71023           |                |             |
| Pressure .....   | 71263           |                |             | Pressure - Pump To Hydroboost; Hydroboost System W/O Skid Control;         |                 |                |             |
| Return - Cooler To Pump.....   |                 | ★26"           |             | Lower; W/90" Hose; Use pump end of old hose. ....                          | 91568           |                |             |
| Return - Gear To Cooler.....   | ≠80031          | ★38"           | 39859       | Pressure - Pump To Hydroboost; Hydroboost System W/O Skid Control;         |                 |                |             |
| <b>1973</b>  |                 |                |             | Upper; W/40" Hose.....   | 70722           |                |             |
| <b>V-8 460 ENG.</b>  |                 |                |             | Pressure - Pump To Skid Control; Hydroboost System W/Skid Control .....    | 70697           |                |             |
| Pressure .....   | 71263           |                |             | Pressure - Skid Control To Hydroboost; Hydroboost System W/Skid Control... | 91451           |                |             |
| Return - Cooler To Pump.....   |                 | ★26"           |             | Return - Cooler To Pump; Hydroboost System W/O Skid Control.....           |                 | ★18"           |             |
| Return - Gear To Cooler.....   | ≠80031          | ★38"           |             | <b>1972</b>  |                 |                |             |
| <b>V-8 460 ENG.</b>  |                 |                |             | <b>V-8 460 ENG.</b>  |                 |                |             |
| Pressure .....   | 71263           |                |             | Pressure .....   | 71263           |                |             |
| Return - Cooler To Pump.....   |                 | ★26"           |             | Return - Cooler To Pump.....   |                 | ★26"           |             |
| Return - Gear To Cooler.....   | ≠80031          | ★38"           |             | Return - From Gear; May 14 & Older....                                     | ≠80031          |                |             |
| <b>1972</b>  |                 |                |             | Return - From Gear; May 15 & Newer..                                       | ≠80114          | ★              | 39859       |
| <b>V-8 460 ENG.</b>  |                 |                |             | <b>V-8 460 ENG.</b>  |                 |                |             |
| Pressure .....   | 71263           |                |             | Pressure .....   | 71263           |                |             |
| Return - Cooler To Pump.....   |                 | ★26"           |             | Return - Cooler To Pump.....   |                 | ★26"           |             |
| Return - From Gear; May 14 & Older....                                     | ≠80031          |                |             | Return - From Gear; May 15 & Newer..                                       | ≠80114          | ★              | 39859       |
| Return - From Gear; May 15 & Newer..                                       | ≠80114          | ★              | 39859       |  |                 |                |             |

|  |  |
|--|--|
| <p>* Cut From C.P.E. 3/8" I.D. Hose: 71350 (48"), 81352 (25').<br/>         † Cut From S.A.E. 11/32" I.D. Hose: 80062 (12"), 80063 (24"), 80064 (36"), 81353 (25').<br/>         ★ Cut From S.A.E. 3/8" I.D. Hose: 71224 (24"), 71236 (36"), 71206 (48"), 81206 (25'). May Also Use 3/8" C.P.E.<br/>         ❖ Cut From S.A.E. 5/8" I.D. Hose: 71351 (36").<br/>         □ Cut From 1/2" I.D. Suction Hose: 71296 (36"), 81354 (10').<br/>         ❖ Cut From 5/8" I.D. Suction Hose: 71207 (42"), 81355 (10').<br/>         * Cut From 3/4" I.D. Suction Hose: 71297 (36"), 81356 (10').<br/>         ☆ See Page A14 For Pump or Gear Identification.</p> | <p>Ⓜ Two Required.<br/>         Ⓝ Three Required.<br/>         Ⓞ Four Required.<br/>         ≠ Cut To Fit.<br/>         Ⓢ Replaces Both Upper and Lower Hose.<br/>         ▲ 252660 Adaptor Required For Some Models.<br/>         ❖ See Page A6 For Installation Procedure.</p> |
|--|--|

SYSTEM PUMP & GEAR IDENT.

SYSTEM & COMPONENT IDENT.

PASS. CARS

LIGHT TRUCKS

MEDIUM/HEAVY TRUCKS

BUSES

HOSE NUMERICAL

REPAIR KITS

KIT NUMERICAL

ILLUSTRATIONS

# Power Steering Hose for Passenger Cars

|                                      | Application   | Assembly Number | Multi-Use Hose | End Fitting | Application   | Assembly Number | Multi-Use Hose | End Fitting |
|--------------------------------------|---|-----------------|----------------|-------------|---|-----------------|----------------|-------------|
| <b>SYSTEM PUMP &amp; GEAR IDENT.</b> | <b>LINCOLN - Continued</b>  |                 |                |             | <b>LINCOLN - Continued</b>  |                 |                |             |
| <b>SYSTEM &amp; COMPONENT IDENT.</b> | <b>MARK V - Continued</b>   |                 |                |             | <b>MARK VII - Continued</b>   |                 |                |             |
| <b>PASS. CARS</b>                    | <b>1977 - Continued</b>   |                 |                |             | <b>1989-1988</b>  |                 |                |             |
|                                      | <b>V-8 400 ENG. - Continued</b>   |                 |                |             | <b>V-8 5.0 L ENG.</b>   |                 |                |             |
|                                      | Return - Cooler To Pump; Hydroboost System W/Skid Control.....  |                 | ★18"           |             | Pressure .....  | 71180           | ★14"           |             |
|                                      | Return - Gear To Cooler; Hydroboost System W/O Skid Control.....  | ≠80031          |                |             | Return .....  |                 |                |             |
|                                      | Return - Gear To Cooler; Hydroboost System W/Skid Control.....  | ≠80031          |                |             | <b>1987</b>   |                 |                |             |
|                                      | Return - Hydroboost To Pump; Hydroboost System W/O Skid Control .....   |                 | ★36"           |             | <b>V-8 5.0 L ENG.</b>   |                 |                |             |
|                                      | Return - Tee To Pump; Hydroboost System W/Skid Control.....   |                 | ★36"           |             | Pressure .....  | 71180           |                |             |
|                                      | <b>V-8 460 ENG.</b>   |                 |                |             | Return; Eng. VIN F.....   |                 | ★13"           |             |
|                                      | Pressure - Hydroboost To Gear; Hydroboost System W/O Skid Control .....   | 71023           |                |             | Return - From Gear; Eng. VIN E;   |                 | ★18"           |             |
|                                      | Pressure - Hydroboost To Gear; Hydroboost System W/Skid Control.....  | 71023           |                |             | W/Cooler.....   |                 | ★19"           |             |
|                                      | Pressure - Pump To Hydroboost; Hydroboost System W/O Skid Control; Jan. 25 & Older.....                           | 80134           |                |             | Return - To Pump; Eng. VIN E;   |                 |                |             |
|                                      | Pressure - Pump To Hydroboost; Hydroboost System W/O Skid Control; Jan. 26 & Newer; Use pump end of old hose..... | 91568           |                |             | W/Cooler.....   |                 |                |             |
| <b>LIGHT TRUCKS</b>                  | Pressure - Pump To Skid Control; Hydroboost System W/Skid Control .....   | 70697           |                |             | <b>1986</b>   |                 |                |             |
|                                      | Pressure - Skid Control To Hydroboost; Hydroboost System W/Skid Control...  | 91451           |                |             | <b>V-8 5.0 L ENG.</b>   |                 |                |             |
|                                      | Return - Cooler To Pump; Hydroboost System W/O Skid Control.....  |                 | ★18"           |             | Pressure .....  | 71180           |                |             |
|                                      | Return - Cooler To Pump; Hydroboost System W/Skid Control.....  |                 | ★18"           |             | Return .....  |                 | ★17"           |             |
|                                      | Return - Gear To Cooler; Hydroboost System W/O Skid Control.....  | ≠80031          |                |             | <b>1985</b>   |                 |                |             |
|                                      | Return - Gear To Cooler; Hydroboost System W/Skid Control.....  | ≠80031          |                |             | <b>6-CYL. 2.4 L DIESEL ENG.</b>   |                 |                |             |
|                                      | Return - Hydroboost To Pump; Hydroboost System W/O Skid Control .....   |                 | ★36"           |             | Pressure - Hydroboost To Gear; Hydroboost System W/O Skid Control ..... |                 |                |             |
|                                      | Return - Tee To Pump; Hydroboost System W/Skid Control.....   |                 | ★36"           |             | Pressure - Hydroboost To Gear; Hydroboost System W/Skid Control.....    | 71253           |                |             |
|                                      | <b>MARK VI</b>  |                 |                |             | Pressure - Pump To Hydroboost; Hydroboost System W/O Skid Control...    | 71252           |                |             |
|                                      | <b>1983-1982</b>  |                 |                |             | Return - Filter To Pump; Hydroboost System W/O Skid Control.....        |                 | ★12"           |             |
|                                      | <b>V-8 5.0 L ENG.</b>   |                 |                |             | Return - Filter To Pump; Hydroboost System W/Skid Control.....          |                 | ★10"           |             |
|                                      | Pressure .....  | 71044           |                |             | Return - Hydroboost To Pump; Hydroboost System W/O Skid Control .....   |                 | ★42"           |             |
|                                      | Return .....  |                 | ★10"           |             | Return - Skid Control To Pump; Hydroboost System W/Skid Control.....    |                 | ★33"           |             |
|                                      | <b>1981</b>   |                 |                |             | <b>V-8 5.0 L ENG.</b>   |                 |                |             |
|                                      | Pressure .....  | 71044           |                |             | Pressure; Conventional System.....                                      | 71180           |                |             |
|                                      | Return .....  | ≠70551          | ★20"           | 39135       | Pressure - Hydroboost To Gear; Hydroboost System W/O Skid Control ..... | 91507           |                |             |
|                                      | <b>1980</b>   |                 |                |             | Pressure - Hydroboost To Gear; Hydroboost System W/Skid Control.....    | 91507           |                |             |
|                                      | <b>V-8 5.0 L ENG.; V-8 5.8 L ENG.</b>   |                 |                |             | Pressure - Pump To Hydroboost; Hydroboost System W/O Skid Control...    | 71194           |                |             |
|                                      | Pressure .....  | 71044           |                |             | Return; Conventional System .....                                       |                 | ★              |             |
|                                      | Return .....  | ≠70551          | ★20"           | 39135       | Return - Filter To Pump; Hydroboost System W/O Skid Control.....        |                 | ★13"           |             |
|                                      | <b>MARK VII</b>   |                 |                |             | Return - Filter To Pump; Hydroboost System W/Skid Control.....          |                 | ★10"           |             |
|                                      | <b>1992-1990</b>  |                 |                |             | Return - Hydroboost To Pump; Hydroboost System W/O Skid Control .....   |                 | ★33"           |             |
|                                      | <b>V-8 5.0 L ENG.</b>   |                 |                |             | Return - Skid Control To Pump; Hydroboost System W/Skid Control.....    |                 | ★33"           |             |
|                                      | Pressure .....  | 71666           |                |             | <b>1984</b>   |                 |                |             |
|                                      | Return .....  |                 | ★15"           |             | <b>6-CYL. 2.4 L DIESEL ENG.</b>   |                 |                |             |
|                                      |   |                 |                |             | Pressure - Hydroboost To Gear.....                                      | 71253           |                |             |
|                                      |   |                 |                |             | Pressure - Pump To Hydroboost.....                                      | 71252           |                |             |
|                                      |   |                 |                |             | Return - Filter To Pump.....  |                 | ★12"           |             |
|                                      |   |                 |                |             | Return - Hydroboost To Pump .....                                       |                 | ★42"           |             |
|                                      |   |                 |                |             | <b>V-8 5.0 L ENG.</b>   |                 |                |             |
|                                      |   |                 |                |             | Pressure; Conventional System.....                                      | 71180           |                |             |
|                                      |   |                 |                |             | Pressure - Hydroboost To Gear; Hydroboost System W/O Skid Control ..... | 91507           |                |             |

**ILLUSTRATIONS**

\* Cut From C.P.E. 3/8" I.D. Hose: 71350 (48"), 81352 (25").  
 † Cut From S.A.E. 11/32" I.D. Hose: 80062 (12"), 80063 (24"), 80064 (36"), 81353 (25").  
 ★ Cut From S.A.E. 3/8" I.D. Hose: 71224 (24"), 71236 (36"), 71206 (48"), 81206 (25"). May Also Use 3/8" C.P.E.  
 † Cut From S.A.E. 5/8" I.D. Hose: 71351 (36").  
 □ Cut From 1/2" I.D. Suction Hose: 71296 (36"), 81354 (10').  
 † Cut From 5/8" I.D. Suction Hose: 71207 (42"), 81355 (10').  
 † Cut From 3/4" I.D. Suction Hose: 71297 (36"), 81356 (10').  
 ☆ See Page A14 For Pump or Gear Identification.

② Two Required.  
 ③ Three Required.  
 ④ Four Required.  
 ≠ Cut To Fit.  
 \* Replaces Both Upper and Lower Hose.  
 ▲ 252660 Adaptor Required For Some Models.  
 † See Page A6 For Installation Procedure.

# Power Steering Hose for Passenger Cars

| Application   | Assembly Number | Multi-Use Hose | End Fitting | Application  | Assembly Number | Multi-Use Hose | End Fitting |
|---|-----------------|----------------|-------------|--|-----------------|----------------|-------------|
| <b>LINCOLN - Continued</b>  |                 |                |             | <b>LINCOLN - Continued</b>                                       |                 |                |             |
| <b>MARK VII - Continued</b>   |                 |                |             | <b>TOWN CAR - Continued</b>                                      |                 |                |             |
| <b>1984 - Continued</b>   |                 |                |             | <b>1989-1982</b>   |                 |                |             |
| <b>V-8 5.0 L ENG. - Continued</b>                                     |                 |                |             | <b>V-8 5.0 L ENG.</b>  |                 |                |             |
| Pressure - Pump To Hydroboost; Hydroboost System W/O Skid Control ... | 71836           |                |             | Pressure .....   | 71044           |                |             |
| Return; Conventional System .....                                     |                 | ★              |             | Return .....   |                 | ★9"            |             |
| Return - Filter To Pump; Hydroboost System W/O Skid Control .....     |                 |                | ★13"        | <b>1981</b>  |                 |                |             |
| Return - Hydroboost To Pump; Hydroboost System W/O Skid Control ..... |                 |                | ★33"        | <b>V-8 5.0 L ENG.</b>  |                 |                |             |
| <b>MARK VIII</b>  |                 |                |             | Pressure .....   | 71044           |                |             |
| <b>1995-1993</b>  |                 |                |             | Return .....   | ≠70551          | ★20"           | 39135       |
| <b>V-8 4.6 L ENG.</b>   |                 |                |             | <b>VERSAILLES</b>  |                 |                |             |
| Pressure .....  | 91836           |                |             | <b>1980</b>  |                 |                |             |
| Return - Pipe To Reservoir; W/Cooler ...                              |                 |                | ★21"        | <b>V-8 5.0 L ENG.</b>  |                 |                |             |
| <b>TOWN CAR</b>   |                 |                |             | Cyl. ....  | 80028           |                |             |
| <b>1995</b>   |                 |                |             | Pressure - Hydroboost To Control Valve (Control Valve End) ..... | 70723           |                |             |
| <b>V-8 4.6 L ENG.</b>   |                 |                |             | Pressure - Hydroboost To Control Valve (Hydroboost End) .....    | 80032           |                |             |
| Pressure .....  | 80076           |                |             | Pressure - Pump To Hydroboost (Hydroboost End) .....             | 70724           |                |             |
| Return; W/O Cooler; W/O Trlr. Tow. Pkg. ....                          | 80222           | ★12"           |             | Pressure - Pump To Hydroboost (Pump End) .....                   | 71015           |                |             |
| Return - From Gear; W/Cooler; W/Trlr. Tow. Pkg. ....                  |                 |                | ★30"        | Return - Control Valve To Junction Block .....                   | ⊗70737          |                |             |
| <b>1994</b>   |                 |                |             | Return - Hydroboost To Pump .....                                |                 | ★20"           |             |
| <b>V-8 4.6 L ENG.</b>   |                 |                |             | Return - Junction Block To Pump .....                            |                 | ★20"           |             |
| Pressure .....  | 80076           |                |             | <b>1979-1978</b>   |                 |                |             |
| Return; W/O Cooler .....  | 80222           | ★11"           |             | <b>V-8 302 ENG.</b>  |                 |                |             |
| Return - Cooler To Pump .....   |                 | ★              |             | Cyl. ....  | ⊗80028          |                |             |
| Return - Gear To Cooler .....   |                 | ★              |             | Pressure - Hydroboost To Control Valve (Control Valve End) ..... | 70723           |                |             |
| <b>1993</b>   |                 |                |             | Pressure - Hydroboost To Control Valve (Hydroboost End) .....    | 80032           |                |             |
| <b>V-8 4.6 L ENG.</b>   |                 |                |             | Pressure - Pump To Hydroboost (Hydroboost End) .....             | 70724           |                |             |
| Pressure; Dec. 14 & Older .....                                       | 71827           |                |             | Pressure - Pump To Hydroboost (Pump End) .....                   | 71016           |                |             |
| Pressure; Dec. 15 & Newer .....                                       | 80076           |                |             | Return - Control Valve To Junction Block .....                   | ⊗70737          |                |             |
| Return; W/O Cooler .....  | 80222           | ★11"           |             | Return - Hydroboost To Pump .....                                |                 | ★24"           |             |
| Return - Cooler To Pump .....   |                 | ★              |             | Return - Junction Block To Pump .....                            |                 | ★20"           |             |
| Return - Gear To Cooler .....   |                 | ★              |             | <b>1977</b>  |                 |                |             |
| <b>1992</b>   |                 |                |             | <b>V-8 302 ENG.; V-8 351 ENG.</b>                                |                 |                |             |
| <b>V-8 4.6 L ENG.</b>   |                 |                |             | Cyl. ....  | ⊗80028          |                |             |
| Pressure .....  | 71827           |                |             | Pressure - Hydroboost To Control Valve (Control Valve End) ..... | 70723           |                |             |
| Return; W/O Cooler .....  | 80222           | ★11"           |             | Pressure - Hydroboost To Control Valve (Hydroboost End) .....    | 80032           |                |             |
| Return - Cooler To Pump .....   |                 | ★              |             | Pressure - Pump To Hydroboost (Hydroboost End) .....             | 70724           |                |             |
| Return - Gear To Cooler .....   |                 | ★              |             | Pressure - Pump To Hydroboost (Pump End) .....                   | 70721           |                |             |
| <b>1991</b>   |                 |                |             | Return - Control Valve To Junction Block .....                   | ⊗70737          |                |             |
| <b>V-8 4.6 L ENG.</b>   |                 |                |             | Return - Hydroboost To Pump .....                                |                 | ★24"           |             |
| Pressure .....  | 71827           |                |             | Return - Junction Block To Pump .....                            |                 | ★20"           |             |
| Return; W/O Cooler .....  |                 | ★11"           |             | <b>1990</b>  |                 |                |             |
| Return - Cooler To Pump .....   |                 | ★              |             | <b>V-8 5.0 L ENG.</b>  |                 |                |             |
| Return - Gear To Cooler .....   |                 | ★              |             | Pressure .....   | 71444           |                |             |
| <b>1990</b>   |                 |                |             | Return; W/O Cooler .....   |                 | ★12"           |             |
| <b>V-8 5.0 L ENG.</b>   |                 |                |             | Return - Cooler To Pump .....                                    |                 | ★              |             |
| Pressure .....  | 71444           |                |             | Return - Gear To Cooler .....                                    |                 | ★              |             |
| Return; W/O Cooler .....  |                 | ★12"           |             |  |                 |                |             |
| Return - Cooler To Pump .....   |                 | ★              |             |  |                 |                |             |
| Return - Gear To Cooler .....   |                 | ★              |             |  |                 |                |             |

|                           |
|---------------------------|
| SYSTEM PUMP & GEAR IDENT. |
| SYSTEM & COMPONENT IDENT. |
| PASS. CARS                |
| LIGHT TRUCKS              |
| MEDIUM/HEAVY TRUCKS       |
| BUSES                     |
| HOSE NUMERICAL            |
| REPAIR KITS               |
| KIT NUMERICAL             |
| ILLUSTRATIONS             |

\* Cut From C.P.E. 3/8" I.D. Hose: 71350 (48"), 81352 (25').  
 † Cut From S.A.E. 11/32" I.D. Hose: 80062 (12"), 80063 (24"), 80064 (36"), 81353 (25').  
 ★ Cut From S.A.E. 3/8" I.D. Hose: 71224 (24"), 71236 (36"), 71206 (48"), 81206 (25'). May Also Use 3/8" C.P.E.  
 ❖ Cut From S.A.E. 5/8" I.D. Hose: 71351 (36").  
 □ Cut From 1/2" I.D. Suction Hose: 71296 (36"), 81354 (10').  
 ❖ Cut From 5/8" I.D. Suction Hose: 71207 (42"), 81355 (10').  
 \* Cut From 3/4" I.D. Suction Hose: 71297 (36"), 81356 (10').  
 ☆ See Page A14 For Pump or Gear Identification.

⊗ Two Required.  
 ⊕ Three Required.  
 ⊖ Four Required.  
 ≠ Cut To Fit.  
 ⊗ Replaces Both Upper and Lower Hose.  
 ▲ 252660 Adaptor Required For Some Models.  
 ❖ See Page A6 For Installation Procedure.

# Power Steering Hose for Passenger Cars

|                                      | Application                           | Assembly Number | Multi-Use Hose | End Fitting | Application                            | Assembly Number | Multi-Use Hose | End Fitting |
|--------------------------------------|---------------------------------------|-----------------|----------------|-------------|--|-----------------|----------------|-------------|
| <b>SYSTEM PUMP &amp; GEAR IDENT.</b> | <b>MAZDA</b>                          |                 |                |             | <b>MAZDA - Continued</b>               |                 |                |             |
| <b>SYSTEM &amp; COMPONENT IDENT.</b> | <b>COSMO</b>                          |                 |                |             | <b>MX-5 MIATA - Continued</b>          |                 |                |             |
|                                      | <b>1978-1976</b>                      |                 |                |             | <b>1993-1990</b>                       |                 |                |             |
|                                      | <b>2-ROTOR 80 ENG.</b>                |                 |                |             | <b>4-CYL. 1.6 L ENG.</b>               |                 |                |             |
|                                      | Return.....                           |                 | ★42"           |             | Pressure.....                          | 71859           |                |             |
|                                      | <b>GLC</b>                            |                 |                |             | Return - Cooler To Reservoir.....      |                 | ★8"            |             |
|                                      | <b>1985-1983</b>                      |                 |                |             | Return - Gear To Cooler.....           |                 | ★10"           |             |
|                                      | <b>4-CYL. 1.5 L ENG.</b>              |                 |                |             | <b>MX-6</b>                            |                 |                |             |
|                                      | Pressure.....                         | 71216           |                |             | <b>1995-1994</b>                       |                 |                |             |
|                                      | Return.....                           |                 | ★14"           |             | <b>4-CYL. 2.0 L ENG.</b>               |                 |                |             |
| <b>PASS. CARS</b>                    | <b>MILLENNIA</b>                      |                 |                |             | Pressure - From Pump.....              | 80081           |                |             |
|                                      | <b>1995</b>                           |                 |                |             | Pressure - To Gear.....                | 91854           |                |             |
|                                      | <b>V-6 2.3 L ENG.; V-6 2.5 L ENG.</b> |                 |                |             | Return - Cooler To Reservoir.....      |                 | ★10"           |             |
|                                      | Return - Gear To Cooler.....          |                 | ★31"           |             | Return - Gear To Pipe; W/Cooler.....   |                 | ★22"           |             |
|                                      | <b>MX-3</b>                           |                 |                |             | Return - Pipe To Cooler.....           |                 | ★18"           |             |
| <b>LIGHT TRUCKS</b>                  | <b>1995</b>                           |                 |                |             | <b>V-6 2.5 L ENG.</b>                  |                 |                |             |
|                                      | <b>4-CYL. 1.6 L ENG.</b>              |                 |                |             | Pressure - From Pump; W/O Pressure     |                 |                |             |
|                                      | Pressure - From Pump.....             | 91751           |                |             | Tube.....                              | 71837           |                |             |
|                                      | Pressure - To Gear.....               | 71857           |                |             | Pressure - Pump To Gear; W/Pressure    |                 |                |             |
|                                      | Return - Cooler To Reservoir.....     |                 | ★6"            |             | Tube.....                              | 91917           |                |             |
|                                      | Return - Gear To Pipe; W/Cooler.....  |                 | ★10"           |             | Return - Cooler To Reservoir.....      |                 | ★10"           |             |
|                                      | Return - Pipe To Cooler.....          |                 | ★6"            |             | Return - Gear To Pipe.....             |                 | ★22"           |             |
| <b>MEDIUM/HEAVY TRUCKS</b>           | <b>1994</b>                           |                 |                |             | Return - Pipe To Cooler.....           |                 | ★18"           |             |
|                                      | <b>4-CYL. 1.6 L ENG.</b>              |                 |                |             | <b>1993</b>                            |                 |                |             |
|                                      | Pressure - From Pump.....             | 91751           |                |             | <b>4-CYL. 2.0 L ENG.</b>               |                 |                |             |
|                                      | Pressure - To Gear.....               | 71857           |                |             | Pressure - From Pump.....              | 80081           |                |             |
|                                      | Return - Cooler To Reservoir.....     |                 | ★6"            |             | Pressure - To Gear.....                | 91739           |                |             |
|                                      | Return - Gear To Pipe; W/Cooler.....  |                 | ★10"           |             | Return - Cooler To Reservoir.....      |                 | ★10"           |             |
|                                      | Return - Pipe To Cooler.....          |                 | ★6"            |             | Return - Gear To Pipe; W/Cooler.....   |                 | ★22"           |             |
| <b>BUSES</b>                         | <b>1994</b>                           |                 |                |             | Return - Pipe To Cooler.....           |                 | ★18"           |             |
|                                      | <b>4-CYL. 1.6 L ENG.</b>              |                 |                |             | <b>V-6 2.5 L ENG.</b>                  |                 |                |             |
|                                      | Pressure - From Pump.....             | 91751           |                |             | Pressure - From Pump; W/O Pressure     |                 |                |             |
|                                      | Pressure - To Gear.....               | 71857           |                |             | Tube.....                              | 71837           |                |             |
|                                      | Return - Cooler To Reservoir.....     |                 | ★6"            |             | Pressure - Pump To Gear; W/Pressure    |                 |                |             |
|                                      | Return - Gear To Pipe; W/Cooler.....  |                 | ★10"           |             | Tube.....                              | 91917           |                |             |
|                                      | Return - Pipe To Cooler.....          |                 | ★6"            |             | Return - Cooler To Reservoir.....      |                 | ★10"           |             |
|                                      | <b>V-6 1.8 L ENG.</b>                 |                 |                |             | Return - Gear To Pipe.....             |                 | ★22"           |             |
|                                      | Return - Cooler To Reservoir.....     |                 | ★7"            |             | Return - Pipe To Cooler.....           |                 | ★18"           |             |
|                                      | Return - Gear To Pipe; W/Cooler.....  |                 | ★24"           |             | <b>1992-1989</b>                       |                 |                |             |
|                                      | Return - Pipe To Cooler.....          |                 | ★16"           |             | <b>4-CYL. 2.2 L ENG.</b>               |                 |                |             |
| <b>HOSE NUMERICAL</b>                | <b>1993-1992</b>                      |                 |                |             | Pressure - From Pump; W/O 4-Wheel      |                 |                |             |
|                                      | <b>4-CYL. 1.6 L ENG.</b>              |                 |                |             | Stg.....                               | 91683           |                |             |
|                                      | Pressure - From Pump.....             | 91751           |                |             | Pressure - To Pipe; W/O 4-Wheel Stg. . | 71427           |                |             |
|                                      | Pressure - To Gear.....               | 71857           |                |             | Return - Cooler To Reservoir; W/O      |                 |                |             |
|                                      | Return - Cooler To Reservoir.....     |                 | ★6"            |             | Turbo; W/O 4-Wheel Stg.....            |                 | ★12"           |             |
|                                      | Return - Gear To Pipe; W/Cooler.....  |                 | ★10"           |             | Return - Cooler To Reservoir; W/Turbo; |                 |                |             |
|                                      | Return - Pipe To Cooler.....          |                 | ★6"            |             | Lower; W/O 4-Wheel Stg.....            |                 | ★15"           |             |
| <b>REPAIR KITS</b>                   | <b>V-6 1.8 L ENG.</b>                 |                 |                |             | Return - Cooler To Reservoir; W/Turbo; |                 |                |             |
|                                      | Pressure.....                         | 71864           |                |             | Upper; W/O 4-Wheel Stg.....            |                 | ★12"           |             |
|                                      | Return - Cooler To Reservoir.....     |                 | ★7"            |             | Return - Gear To Pipe; W/O 4-Wheel     |                 |                |             |
|                                      | Return - Gear To Pipe; W/Cooler.....  |                 | ★24"           |             | Stg.....                               |                 | ★7"            |             |
|                                      | Return - Pipe To Cooler.....          |                 | ★16"           |             | Return - Pipe To Cooler; W/O Turbo;    |                 |                |             |
| <b>KIT NUMERICAL</b>                 | <b>MX-5 MIATA</b>                     |                 |                |             | W/O 4-Wheel Stg.....                   |                 | ★8"            |             |
|                                      | <b>1995-1994</b>                      |                 |                |             | Return - Pipe To Cooler; W/Turbo; Up-  |                 |                |             |
|                                      | <b>4-CYL. 1.8 L ENG.</b>              |                 |                |             | per; W/O 4-Wheel Stg.....              |                 | ★8"            |             |
|                                      | Pressure.....                         | 71859           |                |             | <b>1988</b>                            |                 |                |             |
|                                      | Return - Cooler To Reservoir.....     |                 | ★8"            |             | <b>4-CYL. 2.2 L ENG.</b>               |                 |                |             |
|                                      | Return - Gear To Cooler.....          |                 | ★10"           |             | Pressure - From Pump.....              | 71426           |                |             |
|                                      |                                       |                 |                |             | Pressure - To Pipe.....                | 71427           |                |             |
|                                      |                                       |                 |                |             | Return - Cooler To Reservoir.....      |                 | ★10"           |             |

**ILLUSTRATIONS**

\* Cut From C.P.E. 3/8" I.D. Hose: 71350 (48"), 81352 (25').  
 † Cut From S.A.E. 11/32" I.D. Hose: 80062 (12"), 80063 (24"), 80064 (36"), 81353 (25').  
 ★ Cut From S.A.E. 3/8" I.D. Hose: 71224 (24"), 71236 (36"), 71206 (48"), 81206 (25'). May Also Use 3/8" C.P.E.  
 ♣ Cut From S.A.E. 5/8" I.D. Hose: 71351 (36").  
 □ Cut From 1/2" I.D. Suction Hose: 71296 (36"), 81354 (10').  
 ✦ Cut From 5/8" I.D. Suction Hose: 71207 (42"), 81355 (10').  
 ✧ Cut From 3/4" I.D. Suction Hose: 71297 (36"), 81356 (10').  
 ☆ See Page A14 For Pump or Gear Identification.

Ⓜ Two Required.  
 Ⓝ Three Required.  
 Ⓞ Four Required.  
 Ⓟ Cut To Fit.  
 Ⓠ Replaces Both Upper and Lower Hose.  
 Ⓡ 252660 Adaptor Required For Some Models.  
 Ⓢ See Page A6 For Installation Procedure.

# Power Steering Hose for Passenger Cars

| Application                            | Assembly Number | Multi-Use Hose | End Fitting | Application  | Assembly Number | Multi-Use Hose | End Fitting |
|--|-----------------|----------------|-------------|--|-----------------|----------------|-------------|
| <b>MAZDA - Continued</b>               |                 |                |             | <b>MAZDA - Continued</b>                             |                 |                |             |
| <b>MX-6 - Continued</b>                |                 |                |             | <b>RX-7 - Continued</b>                              |                 |                |             |
| <b>1988 - Continued</b>                |                 |                |             | <b>1985-1984</b>                                     |                 |                |             |
| <b>4-CYL. 2.2 L ENG. - Continued</b>   |                 |                |             | <b>2-ROTOR 1.1 L ENG.; 2-ROTOR 1.3 L ENG.</b>        |                 |                |             |
| Return - Gear To Pipe; W/Cooler .....  |                 | ★6"            |             | Pressure .....                                       | 71294           |                |             |
| Return - Pipe To Cooler .....          |                 | ★8"            |             | Return - Cooler To Pump .....                        |                 | ★15"           |             |
|  |                 |                |             | Return - Union To Cooler .....                       |                 | ★10"           |             |
| <b>PROTEGE</b>                         |                 |                |             | <b>323</b>   |                 |                |             |
| <b>1995</b>                            |                 |                |             | <b>1995</b>  |                 |                |             |
| <b>4-CYL. 1.5 L ENG.</b>               |                 |                |             | <b>4-CYL. 1.6 L ENG. (CANADA)</b>                    |                 |                |             |
| Pressure .....                         | 80295           |                |             | Pressure - From Pump .....                           | 91751           |                |             |
| Return - Cooler To Reservoir .....     |                 | ★              |             | Pressure - To Gear .....                             | 71857           |                |             |
| Return - Pipe To Cooler .....          |                 | ★              |             | Return - Cooler To Reservoir .....                   |                 | ★6"            |             |
| <b>4-CYL. 1.8 L ENG.</b>               |                 |                |             | <b>1994-1993</b>                                     |                 |                |             |
| Return - Cooler To Reservoir .....     |                 | ★              |             | <b>4-CYL. 1.6 L ENG.; 4-CYL. 1.8 L ENG. (CANADA)</b> |                 |                |             |
| Return - Pipe To Cooler .....          |                 | ★              |             | Pressure - From Pump .....                           | 91751           |                |             |
|  |                 |                |             | Pressure - To Gear .....                             | 71857           |                |             |
| <b>1994-1992</b>                       |                 |                |             | <b>4-CYL. 1.6 L ENG.; 4-CYL. 1.8 L ENG. (CANADA)</b> |                 |                |             |
| <b>4-CYL. 1.8 L ENG.</b>               |                 |                |             | <b>1992</b>  |                 |                |             |
| Pressure - From Pump .....             | 91751           |                |             | <b>4-CYL. 1.6 L ENG.</b>                             |                 |                |             |
| Pressure - To Gear .....               | 71857           |                |             | Pressure - From Pump .....                           |                 |                |             |
| Return - Cooler To Reservoir .....     |                 | ★6"            |             | Pressure - To Gear .....                             |                 |                |             |
| Return - Gear To Pipe .....            |                 | ★10"           |             | Return - Cooler To Reservoir .....                   |                 |                |             |
| Return - Pipe To Cooler .....          |                 | ★6"            |             | Return - Gear To Pipe .....                          |                 |                |             |
| <b>1991-1990</b>                       |                 |                |             | Return - Pipe To Cooler .....                        |                 |                |             |
| <b>4-CYL. 1.8 L ENG.</b>               |                 |                |             | Return - Pipe To Cooler .....                        |                 |                |             |
| Pressure - From Pump; W/2WD .....      | 91751           |                |             | Pressure - From Pump .....                           |                 |                |             |
| Pressure - To Gear; W/2WD .....        | 71857           |                |             | Pressure - To Gear .....                             |                 |                |             |
| Return - Cooler To Reservoir; W/2WD .. |                 | ★6"            |             | Return - Cooler To Reservoir .....                   |                 |                |             |
| Return - Cooler To Reservoir; W/AWD .. |                 | ★6"            |             | Return - Gear To Pipe .....                          |                 |                |             |
| Return - Gear To Pipe; W/2WD .....     |                 | ★10"           |             | Return - Pipe To Cooler .....                        |                 |                |             |
| Return - Gear To Pipe; W/AWD .....     |                 | ★6"            |             | <b>1991-1990</b>                                     |                 |                |             |
| Return - Pipe To Cooler; W/2WD .....   |                 | ★6"            |             | <b>4-CYL. 1.6 L ENG.; 4-CYL. 1.8 L ENG. (CANADA)</b> |                 |                |             |
| Return - Pipe To Cooler; W/AWD .....   |                 | ★6"            |             | Pressure - From Pump .....                           |                 |                |             |
|  |                 |                |             | Pressure - To Gear .....                             |                 |                |             |
| <b>RX-4</b>                            |                 |                |             | Return - Cooler To Reservoir .....                   |                 |                |             |
| <b>1978-1974</b>                       |                 |                |             | Return - Gear To Pipe .....                          |                 |                |             |
| <b>2-ROTOR 80 ENG.</b>                 |                 |                |             | Return - Pipe To Cooler .....                        |                 |                |             |
| Return .....                           |                 | ★42"           |             | <b>1991-1990</b>                                     |                 |                |             |
| <b>RX-7</b>                            |                 |                |             | <b>4-CYL. 1.6 L ENG.; 4-CYL. 1.8 L ENG. (CANADA)</b> |                 |                |             |
| <b>1995-1993</b>                       |                 |                |             | Pressure - From Pump .....                           |                 |                |             |
| <b>2-ROTOR 1.3 L ENG.</b>              |                 |                |             | Pressure - To Gear .....                             |                 |                |             |
| Pressure .....                         | 80098           |                |             | Return - Cooler To Reservoir .....                   |                 |                |             |
| Reservoir .....                        |                 | ⊕3"            |             | Return - Gear To Pipe .....                          |                 |                |             |
| Return - Cooler To Reservoir .....     |                 | ★24"           |             | Return - Pipe To Cooler .....                        |                 |                |             |
| Return - Gear To Cooler .....          |                 | ★10"           |             | <b>1989-1986</b>                                     |                 |                |             |
| <b>1991-1989</b>                       |                 |                |             | <b>4-CYL. 1.6 L ENG.</b>                             |                 |                |             |
| <b>2-ROTOR 1.3 L ENG.</b>              |                 |                |             | Pressure .....                                       |                 |                |             |
| Pressure; W/12mm End Fittings .....    | 71437           |                |             | Return - Gear To Pipe .....                          |                 |                |             |
| Pressure; W/16mm End Fittings .....    | 71858           |                |             | Return - Pipe To Reservoir .....                     |                 |                |             |
| Return - Cooler To Pump .....          |                 | ★10"           |             | <b>626</b>   |                 |                |             |
| Return - Gear To Cooler .....          |                 | ★12"           |             | <b>1995-1994</b>                                     |                 |                |             |
| <b>1988-1986</b>                       |                 |                |             | <b>4-CYL. 2.0 L ENG.</b>                             |                 |                |             |
| <b>2-ROTOR 1.3 L ENG.</b>              |                 |                |             | Pressure - From Pump .....                           |                 |                |             |
| Pressure; W/12mm End Fittings .....    | 71437           |                |             | Pressure - To Gear .....                             |                 |                |             |
| Pressure; W/16mm End Fittings .....    | 71366           |                |             | Return - Cooler To Reservoir .....                   |                 |                |             |
| Return - Cooler To Pump .....          |                 | ★10"           |             | Return - Gear To Pipe; W/Cooler .....                |                 |                |             |
|  |                 |                |             | Return - Pipe To Cooler .....                        |                 |                |             |

|                           |
|---------------------------|
| SYSTEM PUMP & GEAR IDENT. |
| SYSTEM & COMPONENT IDENT. |
| PASS. CARS                |
| LIGHT TRUCKS              |
| MEDIUM/HEAVY TRUCKS       |
| BUSES                     |
| HOSE NUMERICAL            |
| REPAIR KITS               |
| KIT NUMERICAL             |
| ILLUSTRATIONS             |

\* Cut From C.P.E. 3/8" I.D. Hose: 71350 (48"), 81352 (25").  
 † Cut From S.A.E. 11/32" I.D. Hose: 80062 (12"), 80063 (24"), 80064 (36"), 81353 (25").  
 ★ Cut From S.A.E. 3/8" I.D. Hose: 71224 (24"), 71236 (36"), 71206 (48"), 81206 (25"). May Also Use 3/8" C.P.E.  
 ♣ Cut From S.A.E. 5/8" I.D. Hose: 71351 (36").  
 □ Cut From 1/2" I.D. Suction Hose: 71296 (36"), 81354 (10").  
 ⊕ Cut From 5/8" I.D. Suction Hose: 71207 (42"), 81355 (10").  
 ☆ Cut From 3/4" I.D. Suction Hose: 71297 (36"), 81356 (10").  
 ☆ See Page A14 For Pump or Gear Identification.

② Two Required.  
 ③ Three Required.  
 ④ Four Required.  
 ⊕ Cut To Fit.  
 ⊕ Replaces Both Upper and Lower Hose.  
 ▲ 252660 Adaptor Required For Some Models.  
 ♣ See Page A6 For Installation Procedure.



# Power Steering Hose for Passenger Cars

|                                      | Application   | Assembly Number | Multi-Use Hose | End Fitting | Application   | Assembly Number | Multi-Use Hose | End Fitting |
|--------------------------------------|---|-----------------|----------------|-------------|---|-----------------|----------------|-------------|
| <b>SYSTEM PUMP &amp; GEAR IDENT.</b> | <b>MAZDA - Continued</b>  |                 |                |             | <b>MAZDA - Continued</b>  |                 |                |             |
|                                      | <b>626 - Continued</b>  |                 |                |             | <b>626 - Continued</b>  |                 |                |             |
|                                      | <b>1993</b>   |                 |                |             | <b>1985-1983</b>  |                 |                |             |
| <b>SYSTEM &amp; COMPONENT IDENT.</b> | <b>4-CYL. 2.0 L ENG.</b>  |                 |                |             | <b>4-CYL. 2.0 L ENG.</b>  |                 |                |             |
|                                      | Pressure - From Pump.....   | 80081           |                |             | Pressure - From Pump.....   | 71295           |                |             |
|                                      | Pressure - To Gear.....   | 91739           |                |             | Pressure - To Gear.....   | 80151           |                |             |
|                                      | Return - Cooler To Reservoir.....   |                 | ★10"           |             | Return - To Pump.....   |                 | ★18"           |             |
|                                      | Return - Gear To Pipe; W/Cooler.....  |                 | ★22"           |             |   |                 |                |             |
|                                      | Return - Pipe To Cooler.....  |                 | ★18"           |             |   |                 |                |             |
|                                      | <b>V-6 2.5 L ENG.</b>   |                 |                |             | <b>1982</b>   |                 |                |             |
|                                      | Pressure - From Pump; W/O Pressure Tube.....  | 71837           |                |             | <b>4-CYL. 2.0 L ENG.</b>  |                 |                |             |
|                                      | Pressure - Pump To Gear; W/Pressure Tube.....   | 91917           |                |             | Return.....   |                 | ★24"           |             |
| <b>PASS. CARS</b>                    | Return - Cooler To Reservoir.....   |                 | ★10"           |             |   |                 |                |             |
|                                      | Return - Gear To Pipe; W/Cooler.....  |                 | ★22"           |             |   |                 |                |             |
|                                      | Return - Pipe To Cooler.....  |                 | ★18"           |             |   |                 |                |             |
|                                      | <b>1992</b>   |                 |                |             | <b>929</b>  |                 |                |             |
|                                      | <b>4-CYL. 2.2 L ENG.</b>  |                 |                |             | <b>1995</b>   |                 |                |             |
| <b>LIGHT TRUCKS</b>                  | Pressure - From Pump; W/O 4-Wheel Stg.....  | 91683           |                |             | <b>V-6 3.0 L ENG.</b>   |                 |                |             |
|                                      | Pressure - To Pipe; W/O 4-Wheel Stg. .  | 71427           |                |             | Pressure.....   | 80152           |                |             |
|                                      | Return - Cooler To Reservoir; W/O 4-Wheel Stg.....  |                 | ★12"           |             | Return - Gear To Pipe; W/Cooler.....  |                 | ★12"           |             |
|                                      | Return - Gear To Pipe; W/O 4-Wheel Stg.....   |                 | ★7"            |             | Return - Pipe To Reservoir.....   |                 | ★14"           |             |
|                                      | Return - Pipe To Cooler; W/O 4-Wheel Stg.....   |                 | ★8"            |             |   |                 |                |             |
| <b>MEDIUM/HEAVY TRUCKS</b>           | <b>1991-1989</b>  |                 |                |             | <b>1994-1992</b>  |                 |                |             |
|                                      | <b>4-CYL. 2.2 L ENG.</b>  |                 |                |             | <b>V-6 3.0 L ENG.</b>   |                 |                |             |
|                                      | Pressure - From Pump; W/O 4-Wheel Stg.....  | 91683           |                |             | Pressure.....   | 80152           |                |             |
|                                      | Pressure - To Pipe; W/O 4-Wheel Stg. .  | 71427           |                |             | Return - Cooler To Pump.....  |                 | ★14"           |             |
|                                      | Return - Cooler To Reservoir; W/O Turbo; W/O 4-Wheel Stg.....   |                 | ★12"           |             | Return - Gear To Pipe; W/Cooler.....  |                 | ★12"           |             |
|                                      | Return - Cooler To Reservoir; W/Turbo; Lower; W/O 4-Wheel Stg.....  |                 | ★15"           |             | Return - Pipe To Cooler.....  |                 | ★12"           |             |
|                                      | Return - Cooler To Reservoir; W/Turbo; Upper; W/O 4-Wheel Stg.....  |                 | ★12"           |             |   |                 |                |             |
|                                      | Return - Gear To Pipe; W/O 4-Wheel Stg.....   |                 | ★7"            |             | <b>1991-1990</b>  |                 |                |             |
|                                      | Return - Pipe To Cooler; W/O Turbo; W/O 4-Wheel Stg.....  |                 | ★8"            |             | <b>V-6 3.0 L ENG.</b>   |                 |                |             |
|                                      | Return - Pipe To Cooler; W/Turbo; Upper; W/O 4-Wheel Stg.....   |                 | ★8"            |             | Return - Cooler To Pump; W/DOHC Eng.....  |                 | ★15"           |             |
| <b>BUSES</b>                         | <b>1988</b>   |                 |                |             | Return - Cooler To Pump; W/SOHC Eng.....  |                 | ★13"           |             |
|                                      | <b>4-CYL. 2.2 L ENG.</b>  |                 |                |             | Return - Gear To Pipe; W/Cooler; W/DOHC Eng.....  |                 | ★14"           |             |
|                                      | Pressure - From Pump.....   | 91683           |                |             | Return - Gear To Pipe; W/Cooler; W/SOHC Eng.....  |                 | ★12"           |             |
|                                      | Pressure - To Pipe.....   | 71427           |                |             | Return - Pipe To Cooler; W/DOHC Eng.....  |                 | ★6"            |             |
|                                      | Return - Cooler To Reservoir.....   |                 | ★10"           |             | Return - Pipe To Cooler; W/SOHC Eng.....  |                 | ★7"            |             |
|                                      | Return - Gear To Pipe.....  |                 | ★6"            |             |   |                 |                |             |
|                                      | Return - Pipe To Cooler.....  |                 | ★8"            |             | <b>1989-1988</b>  |                 |                |             |
| <b>HOSE NUMERICAL</b>                | <b>1987-1986</b>  |                 |                |             | <b>V-6 3.0 L ENG.</b>   |                 |                |             |
|                                      | <b>4-CYL. 2.2 L ENG.</b>  |                 |                |             | Pressure.....   | 71438           |                |             |
|                                      | Pressure - From Pump.....   | 91683           |                |             | Return - Cooler To Pump.....  |                 | ★12"           |             |
|                                      | Pressure - To Pipe.....   | 71427           |                |             | Return - Gear To Pipe; W/Cooler.....  |                 | ★12"           |             |
|                                      | Return - Cooler To Reservoir.....   |                 | ★10"           |             | Return - Pipe To Cooler.....  |                 | ★6"            |             |
|                                      | Return - Gear To Pipe.....  |                 | ★6"            |             |   |                 |                |             |
|                                      | Return - Pipe To Cooler.....  |                 | ★8"            |             | <b>240D</b>   |                 |                |             |
| <b>REPAIR KITS</b>                   | <b>1987-1986</b>  |                 |                |             | <b>1983-1980</b>  |                 |                |             |
|                                      | <b>4-CYL. 2.0 L ENG.</b>  |                 |                |             | <b>4-CYL. 2.4 L DIESEL ENG.</b>   |                 |                |             |
|                                      | Pressure - From Pump.....   | 71295           |                |             | Pressure.....   | 71205           |                |             |
|                                      | Pressure - To Pipe.....   | 71363           |                |             | Return.....   |                 | ★              |             |
|                                      | Return - Gear To Pipe; W/O Turbo.....   |                 | ★17"           |             |   |                 |                |             |
|                                      | Return - Gear To Pipe; W/Turbo.....   |                 | ★18"           |             | <b>1979-1977</b>  |                 |                |             |
|                                      | Return - Pipe To Reservoir; W/O Turbo   |                 | ★9"            |             | <b>4-CYL. 147 DIESEL ENG.</b>   |                 |                |             |
|                                      | Return - Pipe To Reservoir; W/Turbo....   |                 | ★7"            |             | Pressure.....   | 71205           |                |             |
|                                      |   |                 |                |             | Return.....   |                 | ★              |             |
| <b>ILLUSTRATIONS</b>                 | * Cut From C.P.E. 3/8" I.D. Hose: 71350 (48"), 81352 (25').<br>† Cut From S.A.E. 11/32" I.D. Hose: 80062 (12"), 80063 (24"), 80064 (36"), 81353 (25').<br>★ Cut From S.A.E. 3/8" I.D. Hose: 71224 (24"), 71236 (36"), 71206 (48"), 81206 (25'). May Also Use 3/8" C.P.E.<br>† Cut From S.A.E. 5/8" I.D. Hose: 71351 (36").<br>□ Cut From 1/2" I.D. Suction Hose: 71296 (36"), 81354 (10').<br>† Cut From 5/8" I.D. Suction Hose: 71207 (42"), 81355 (10').<br>* Cut From 3/4" I.D. Suction Hose: 71297 (36"), 81356 (10').<br>☆ See Page A14 For Pump or Gear Identification. |                 |                |             | ② Two Required.<br>③ Three Required.<br>④ Four Required.<br>† Cut To Fit.<br>* Replaces Both Upper and Lower Hose.<br>† 252660 Adaptor Required For Some Models.<br>† See Page A6 For Installation Procedure. |                 |                |             |

# Power Steering Hose for Passenger Cars

| Application   | Assembly Number | Multi-Use Hose | End Fitting | Application  | Assembly Number | Multi-Use Hose | End Fitting |                                      |
|---|-----------------|----------------|-------------|--|-----------------|----------------|-------------|--------------------------------------|
| <b>MERCEDES-BENZ - Continued</b>  |                 |                |             | <b>MERCURY - Continued</b>                             |                 |                |             | <b>SYSTEM PUMP &amp; GEAR IDENT.</b> |
| <b>300CD</b>  |                 |                |             | <b>BOBCAT - Continued</b>                              |                 |                |             |                                      |
| <b>1983-1980</b>  |                 |                |             | <b>1979</b>  |                 |                |             | <b>SYSTEM &amp; COMPONENT IDENT.</b> |
| <b>5-CYL. 3.0 L DIESEL ENG.</b>   |                 |                |             | <b>4-CYL. 140 ENG.</b>                                 |                 |                |             |                                      |
| Pressure .....  | 71205           |                |             | Pressure .....   | 71020           |                |             |                                      |
| Return .....  |                 | ★              |             | Return; W/O Cooler .....                               |                 | ★25"           |             |                                      |
| <b>1979-1978</b>  |                 |                |             | Return - Cooler To Pump .....                          |                 |                |             | ★30"                                 |
| <b>5-CYL. 183 DIESEL ENG.</b>   |                 |                |             | Return - From Gear; W/Cooler .....                     |                 |                |             | ★36" 39114                           |
| Pressure .....  | 71205           |                |             | <b>V-6 171 ENG.</b>                                    |                 |                |             |                                      |
| Return .....  |                 | ★              |             | Return .....   | ★91885          | ★              | 39114       |                                      |
| <b>300D</b>   |                 |                |             | <b>1978</b>  |                 |                |             | <b>PASS. CARS</b>                    |
| <b>1983-1980</b>  |                 |                |             | <b>4-CYL. 140 ENG.</b>                                 |                 |                |             |                                      |
| <b>5-CYL. 3.0 L DIESEL ENG.</b>   |                 |                |             | Pressure .....   |                 |                |             | 71020                                |
| Pressure .....  | 71205           |                |             | Return - Cooler To Pump .....                          |                 | ★36"           |             |                                      |
| Return .....  |                 | ★              |             | Return - From Gear; W/Cooler .....                     | ★91885          | ★26"           | 39114       |                                      |
| <b>1979-1977</b>  |                 |                |             | <b>V-6 171 ENG.</b>                                    |                 |                |             | <b>LIGHT TRUCKS</b>                  |
| <b>5-CYL. 183 DIESEL ENG.</b>   |                 |                |             | Return - Cooler To Pump .....                          |                 |                |             |                                      |
| Pressure .....  | 71205           |                |             | Return - From Gear; W/Cooler .....                     | ★91885          | ★26"           | 39114       |                                      |
| Return .....  |                 | ★              |             | <b>1977</b>  |                 |                |             | <b>MEDIUM/HEAVY TRUCKS</b>           |
| <b>300SD</b>  |                 |                |             | <b>4-CYL. 140 ENG.</b>                                 |                 |                |             |                                      |
| <b>1983-1980</b>  |                 |                |             | Pressure; W/Flared Fitting; Jun. 1, 1977 & Older ..... |                 |                |             | 70680                                |
| <b>5-CYL. 3.0 L DIESEL ENG.</b>   |                 |                |             | Pressure; W/O-Ring Fitting; Jun. 2, 1977 & Newer ..... |                 |                |             | 71020                                |
| Pressure .....  | 71205           |                |             | Return; W/Flared Fitting .....                         |                 | ★              | 39135       |                                      |
| Return .....  |                 | ★              |             | Return; W/O-Ring Fitting .....                         | ★91885          | ★              | 39114       |                                      |
| <b>1979-1978</b>  |                 |                |             | Return - Cooler To Pump .....                          |                 |                |             | ★30"                                 |
| <b>5-CYL. 183 DIESEL ENG.</b>   |                 |                |             | <b>V-6 171 ENG.</b>                                    |                 |                |             | <b>BUSES</b>                         |
| Pressure .....  | 71205           |                |             | Pressure; W/Flared Fitting; Jun. 1, 1977 & Older ..... |                 |                |             |                                      |
| Return .....  |                 | ★              |             | Return; W/Flared Fitting .....                         | 70680           | ★              | 39135       |                                      |
| <b>300TD</b>  |                 |                |             | Return; W/O-Ring Fitting .....                         |                 |                |             | ★91885                               |
| <b>1983-1980</b>  |                 |                |             | Return - Cooler To Pump .....                          |                 |                |             | ★30"                                 |
| <b>5-CYL. 3.0 L DIESEL ENG.</b>   |                 |                |             | <b>1976-1975</b>                                       |                 |                |             | <b>HOSE NUMERICAL</b>                |
| Pressure .....  | 71205           |                |             | <b>4-CYL. 140 ENG.; V-6 171 ENG.</b>                   |                 |                |             |                                      |
| Return .....  |                 | ★              |             | Pressure .....   | 70680           |                |             |                                      |
| <b>1979</b>   |                 |                |             | Return; W/O Cooler .....                               |                 |                |             | 91884                                |
| <b>5-CYL. 183 DIESEL ENG.</b>   |                 |                |             | Return - Cooler To Pump .....                          |                 |                |             | ★                                    |
| Pressure .....  | 71205           |                |             | Return - From Gear; W/Cooler .....                     |                 | ★              | 39135       |                                      |
| Return .....  |                 | ★              |             | <b>CAPRI</b>   |                 |                |             | <b>REPAIR KITS</b>                   |
| <b>300SD</b>  |                 |                |             | <b>1994-1991</b>                                       |                 |                |             |                                      |
| <b>1983-1980</b>  |                 |                |             | <b>4-CYL. 1.6 L ENG.</b>                               |                 |                |             | <b>KIT NUMERICAL</b>                 |
| <b>5-CYL. 3.0 L DIESEL ENG.</b>   |                 |                |             | Pressure .....   |                 |                |             |                                      |
| Pressure .....  | 71205           |                |             | Return - From Gear .....                               |                 | ★6"            |             |                                      |
| Return .....  |                 | ★              |             | Return - To Reservoir .....                            |                 | ★15"           |             |                                      |
| <b>1979</b>   |                 |                |             | <b>1986-1984</b>                                       |                 |                |             | <b>ILLUSTRATIONS</b>                 |
| <b>5-CYL. 183 DIESEL ENG.</b>   |                 |                |             | <b>4-CYL. 2.3 L ENG.</b>                               |                 |                |             |                                      |
| Pressure .....  | 71205           |                |             | Pressure .....   | 71180           |                |             |                                      |
| Return .....  |                 | ★              |             | Return; W/O Cooler .....                               |                 | ★18"           |             |                                      |
| <b>MERCURY</b>  |                 |                |             | Return - Cooler To Pump .....                          |                 |                |             | ★25"                                 |
| IMPORTANT: PLEASE NOTE. To select correct replacement parts, it may be necessary to identify the code character for the engine by looking at the VIN (Vehicle Identification Number) located on the dash panel. For 1981 and newer cars, refer to the 8th digit of VIN for the correct engine code. For 1980 and older cars, refer to the 5th digit of VIN for the correct engine code. |                 |                |             | Return - From Gear; W/Cooler .....                     |                 |                |             | ★18"                                 |
| <b>BOBCAT</b>   |                 |                |             | <b>V-6 3.8 L ENG.</b>                                  |                 |                |             | <b>REPAIR KITS</b>                   |
| <b>1980</b>   |                 |                |             | Pressure; W/A.C. ....                                  |                 |                |             |                                      |
| <b>4-CYL. 2.3 L ENG.</b>  |                 |                |             | Pressure; W/O A.C. ....                                |                 |                |             | 71235                                |
| Pressure .....  | 71020           |                |             | Return; W/A.C. ....                                    | ★91116          | ★17"           |             |                                      |
| Return - Cooler To Pump .....   |                 | ★19"           |             | Return; W/O A.C. ....                                  | ★91116          | ★24"           |             |                                      |
| Return - From Gear; W/Cooler .....  | ★91885          | ★              | 39114       | <b>MERCURY</b>   |                 |                |             |                                      |

\* Cut From C.P.E. 3/8" I.D. Hose: 71350 (48"), 81352 (25").  
 † Cut From S.A.E. 11/32" I.D. Hose: 80062 (12"), 80063 (24"), 80064 (36"), 81353 (25").  
 ★ Cut From S.A.E. 3/8" I.D. Hose: 71224 (24"), 71236 (36"), 71206 (48"), 81206 (25"). May Also Use 3/8" C.P.E.  
 ♣ Cut From S.A.E. 5/8" I.D. Hose: 71351 (36").  
 □ Cut From 1/2" I.D. Suction Hose: 71296 (36"), 81354 (10').  
 ♠ Cut From 5/8" I.D. Suction Hose: 71207 (42"), 81355 (10').  
 ✱ Cut From 3/4" I.D. Suction Hose: 71297 (36"), 81356 (10').  
 ☆ See Page A14 For Pump or Gear Identification.

② Two Required.  
 ③ Three Required.  
 ④ Four Required.  
 ⚡ Cut To Fit.  
 ⚡ Replaces Both Upper and Lower Hose.  
 ▲ 252660 Adaptor Required For Some Models.  
 ♣ See Page A6 For Installation Procedure.

# Power Steering Hose for Passenger Cars

|                                      | Application  | Assembly Number | Multi-Use Hose | End Fitting | Application   | Assembly Number | Multi-Use Hose | End Fitting |        |
|--------------------------------------|--|-----------------|----------------|-------------|---|-----------------|----------------|-------------|--------|
| <b>SYSTEM PUMP &amp; GEAR IDENT.</b> | <b>MERCURY - Continued</b>                                 |                 |                |             | <b>MERCURY - Continued</b>  |                 |                |             |        |
| <b>SYSTEM &amp; COMPONENT IDENT.</b> | <b>CAPRI - Continued</b>                                   |                 |                |             | <b>CAPRI - Continued</b>  |                 |                |             |        |
|                                      | <b>1986-1984 - Continued</b>                               |                 |                |             | <b>1981 - Continued</b>   |                 |                |             |        |
|                                      | <b>V-8 5.0 L ENG.</b>                                      |                 |                |             | <b>V-8 4.2 L ENG. - Continued</b>                                   |                 |                |             |        |
|                                      | Pressure .....   | 71180           |                |             | Return - From Gear; W/Ford Rack & Pinion Gear; ☆Q.....              | ≈71116          |                |             |        |
|                                      | Return - Cooler To Pump.....                               |                 | ★22"           |             | Return - From Gear; W/TRW Rack & Pinion Gear; ☆R.....               | ≈71007          |                |             |        |
|                                      | Return - From Gear; W/Cooler.....                          | ≈71116          | ★18"           |             |   |                 |                |             |        |
|                                      | <b>1983</b>  |                 |                |             | <b>1980</b>   |                 |                |             |        |
|                                      | <b>4-CYL. 2.3 L ENG.</b>                                   |                 |                |             | <b>4-CYL. 2.3 L ENG.; 6-CYL. 3.3 L ENG.; V-8 4.2 L ENG.</b>         |                 |                |             |        |
|                                      | Pressure .....   | 71180           |                |             | Pressure; W/Ford Rack & Pinion Gear; ☆Q .....                       | 71118           |                |             |        |
|                                      | Return .....   | ≈71116          | ★18"           |             | Pressure; W/TRW Rack & Pinion Gear; ☆R.....                         | 71061           |                |             |        |
| <b>PASS. CARS</b>                    | <b>V-6 3.8 L ENG.</b>                                      |                 |                |             | Return; W/Ford Rack & Pinion Gear; Jun. 7 & Newer; ☆Q .....         |                 |                |             | ★      |
|                                      | Pressure; W/A.C.....                                       | 71180           |                |             | Return; W/TRW Rack & Pinion Gear; Jun. 6 & Older; ☆R.....           | ≈71155          |                |             |        |
|                                      | Pressure; W/O A.C. ....                                    | 71235           |                |             | Return; W/TRW Rack & Pinion Gear; Jun. 7 & Newer; ☆R .....          |                 | ★              |             |        |
|                                      | Return; W/A.C.....   | ≈71116          | ★18"           |             | Return - Cooler To Pump.....  |                 | ★19"           |             |        |
|                                      | Return; W/O A.C.....                                       | ≈71116          | ★24"           |             |   |                 |                |             |        |
|                                      | <b>V-8 5.0 L ENG.</b>                                      |                 |                |             | <b>1979</b>   |                 |                |             |        |
|                                      | Pressure .....   | 71180           |                |             | <b>4-CYL. 140 ENG.; 6-CYL. 200 ENG.; V-6 171 ENG.; V-8 302 ENG.</b> |                 |                |             |        |
|                                      | Return - Cooler To Pump.....                               |                 | ★25"           |             | Pressure; W/Ford Rack & Pinion Gear; ☆Q .....                       | 71061           |                |             |        |
| <b>LIGHT TRUCKS</b>                  | Return - From Gear; W/Cooler.....                          | ≈71116          | ★18"           |             | Pressure; W/TRW Rack & Pinion Gear; ☆R.....                         | 71020           |                |             |        |
|                                      | <b>1982</b>  |                 |                |             | Return; W/Ford Rack & Pinion Gear; ☆Q .....                         |                 |                |             | ≈71116 |
|                                      | <b>4-CYL. 2.3 L ENG.; 6-CYL. 3.3 L ENG.</b>                |                 |                |             | Return; W/TRW Rack & Pinion Gear; ☆R.....                           |                 |                |             | ≈71007 |
|                                      | Pressure; W/Ford Rack & Pinion Gear; ☆Q .....              | 71180           |                |             |   |                 |                |             |        |
|                                      | Pressure; W/TRW Rack & Pinion Gear; ☆R.....                | 80191           |                |             |   |                 |                |             |        |
|                                      | Return; W/Ford Rack & Pinion Gear; ☆Q .....                | ≈71116          | ★22"           |             |   |                 |                |             |        |
| <b>MEDIUM/HEAVY TRUCKS</b>           | Return; W/TRW Rack & Pinion Gear; ☆R.....                  | ≈71007          | ★22"           |             |   |                 |                |             |        |
|                                      | <b>V-8 4.2 L ENG.; V-8 5.0 L ENG.</b>                      |                 |                |             | Return - Cooler To Pump.....  |                 |                |             | ★26"   |
|                                      | Pressure; W/Ford Rack & Pinion Gear; ☆Q .....              | 71180           |                |             |   |                 |                |             |        |
|                                      | Pressure; W/TRW Rack & Pinion Gear; ☆R.....                | 80191           |                |             |   |                 |                |             |        |
|                                      | Return; W/Ford Rack & Pinion Gear; ☆Q .....                | ≈71116          | ★18"           |             |   |                 |                |             |        |
|                                      | Return; W/O Cooler .....                                   |                 | ★16"           |             |   |                 |                |             |        |
|                                      | Return; W/TRW Rack & Pinion Gear; ☆R.....                  | ≈71007          | ★18"           |             |   |                 |                |             |        |
|                                      | Return - Cooler To Pump.....                               |                 | ★23"           |             |   |                 |                |             |        |
| <b>BUSES</b>                         | <b>1981</b>  |                 |                |             | <b>1977-1976</b>  |                 |                |             |        |
|                                      | <b>4-CYL. 2.3 L ENG.; 6-CYL. 3.3 L ENG.</b>                |                 |                |             | <b>4-CYL. 140 ENG.</b>  |                 |                |             |        |
|                                      | Pressure; W/Ford Rack & Pinion Gear; ☆Q .....              | 71118           |                |             | Return - Cooler To Pump.....  |                 | ★              |             |        |
|                                      | Pressure; W/TRW Rack & Pinion Gear; ☆R.....                | 71061           |                |             | Return - From Gear.....   |                 | ★              |             |        |
|                                      | Return; W/Ford Rack & Pinion Gear; ☆Q .....                | ≈71116          | ★18"           |             |   |                 |                |             |        |
|                                      | Return; W/TRW Rack & Pinion Gear; ☆R.....                  | ≈71007          | ★18"           |             |   |                 |                |             |        |
|                                      | Return - Cooler To Pump.....                               |                 | ★19"           |             |   |                 |                |             |        |
|                                      | <b>V-8 4.2 L ENG.</b>                                      |                 |                |             | <b>V-6 171 ENG.</b>   |                 |                |             |        |
|                                      | Pressure; W/Ford Rack & Pinion Gear; ☆Q .....              | 71180           |                |             | Reservoir .....   |                 | ★              |             |        |
|                                      | Pressure; W/TRW Rack & Pinion Gear; ☆R.....                | 80191           |                |             | Return - Cooler To Pump.....  |                 | ★              |             |        |
|                                      | Return; W/Ford Rack & Pinion Gear; W/O Cooler; ☆Q.....     |                 | ★19"           |             |   |                 |                |             |        |
|                                      | Return - Cooler To Pump; W/TRW Rack & Pinion Gear; ☆R..... |                 | ★20"           |             |   |                 |                |             |        |
| <b>HOSE NUMERICAL</b>                | <b>1981</b>  |                 |                |             | <b>COLONY PARK</b>  |                 |                |             |        |
|                                      | <b>4-CYL. 2.3 L ENG.; 6-CYL. 3.3 L ENG.</b>                |                 |                |             | <b>1991-1990</b>  |                 |                |             |        |
|                                      | Pressure; W/Ford Rack & Pinion Gear; ☆Q .....              | 71118           |                |             | <b>V-8 5.0 L ENG.</b>   |                 |                |             |        |
|                                      | Pressure; W/TRW Rack & Pinion Gear; ☆R.....                | 71061           |                |             | Pressure .....  | 71425           |                |             |        |
|                                      | Return; W/Ford Rack & Pinion Gear; ☆Q .....                | ≈71116          | ★18"           |             | Return; W/O Cooler.....   |                 | ★9"            |             |        |
|                                      | Return; W/TRW Rack & Pinion Gear; ☆R.....                  | ≈71007          | ★18"           |             | Return - Cooler To Pump.....  |                 | ★25"           |             |        |
|                                      | Return - Cooler To Pump.....                               |                 | ★19"           |             | Return - Gear To Cooler .....                                       |                 | ★13"           |             |        |
|                                      | <b>V-8 4.2 L ENG.</b>                                      |                 |                |             | <b>1989</b>   |                 |                |             |        |
|                                      | Pressure; W/Ford Rack & Pinion Gear; ☆Q .....              | 71180           |                |             | <b>V-8 5.0 L ENG.</b>   |                 |                |             |        |
|                                      | Pressure; W/TRW Rack & Pinion Gear; ☆R.....                | 80191           |                |             | Pressure .....  | 71044           |                |             |        |
|                                      | Return; W/Ford Rack & Pinion Gear; W/O Cooler; ☆Q.....     |                 | ★19"           |             | Return; W/O Cooler .....  |                 | ★9"            |             |        |
|                                      | Return - Cooler To Pump; W/TRW Rack & Pinion Gear; ☆R..... |                 | ★20"           |             | Return - Cooler To Pump.....  |                 | ★25"           |             |        |
|                                      |  |                 |                |             | Return - Gear To Cooler .....                                       |                 | ★13"           |             |        |
|                                      | <b>1981</b>  |                 |                |             | <b>1988-1987</b>  |                 |                |             |        |
|                                      | <b>V-8 5.0 L ENG.; V-8 5.8 L ENG. (CANADA)</b>             |                 |                |             | Pressure .....  |                 |                |             |        |
|                                      |  |                 |                |             | 71044   |                 |                |             |        |
|                                      |  |                 |                |             | Return; W/O Cooler.....   |                 | ★9"            |             |        |
|                                      |  |                 |                |             | Return - Cooler To Pump.....  |                 | ★25"           |             |        |

\* Cut From C.P.E. 3/8" I.D. Hose: 71350 (48"), 81352 (25").  
 † Cut From S.A.E. 11/32" I.D. Hose: 80062 (12"), 80063 (24"), 80064 (36"), 81353 (25").  
 ★ Cut From S.A.E. 3/8" I.D. Hose: 71224 (24"), 71236 (36"), 71206 (48"), 81206 (25"). May Also Use 3/8" C.P.E.  
 † Cut From S.A.E. 5/8" I.D. Hose: 71351 (36").  
 □ Cut From 1/2" I.D. Suction Hose: 71296 (36"), 81354 (10').  
 † Cut From 5/8" I.D. Suction Hose: 71207 (42"), 81355 (10').  
 \* Cut From 3/4" I.D. Suction Hose: 71297 (36"), 81356 (10').  
 ☆ See Page A14 For Pump or Gear Identification.

② Two Required.  
 ③ Three Required.  
 ④ Four Required.  
 ≈ Cut To Fit.  
 \* Replaces Both Upper and Lower Hose.  
 † 252660 Adaptor Required For Some Models.  
 † See Page A6 For Installation Procedure.

# Power Steering Hose for Passenger Cars

| Application  | Assembly Number | Multi-Use Hose | End Fitting | Application                             | Assembly Number | Multi-Use Hose | End Fitting |
|--|-----------------|----------------|-------------|---|-----------------|----------------|-------------|
| <b>MERCURY - Continued</b>                                 |                 |                |             | <b>MERCURY - Continued</b>              |                 |                |             |
| <b>COLONY PARK - Continued</b>                             |                 |                |             | <b>COMET - Continued</b>                |                 |                |             |
| <b>1988-1987 - Continued</b>                               |                 |                |             | <b>1976 - Continued</b>                 |                 |                |             |
| <b>V-8 5.0 L ENG.; V-8 5.8 L ENG. (CANADA) - Continued</b> |                 |                |             | <b>6-CYL. 250 ENG. - Continued</b>      |                 |                |             |
| Return - Gear To Cooler .....                              |                 | ★13"           |             | Pressure; W/Flared Fitting .....        | 80155           |                |             |
|  |                 |                |             | Pressure; W/O-Ring Fitting .....        | 80027           |                |             |
|  |                 |                |             | Return; W/Flared Fitting .....          | ★80113          | ★              | 39860       |
|  |                 |                |             | Return; W/O-Ring Fitting .....          | ★80030          |                |             |
|  |                 |                |             | Return - Cooler To Pump .....           |                 | ★              |             |
| <b>1974</b>  |                 |                |             | <b>V-8 302 ENG.</b>                     |                 |                |             |
| <b>V-8 400 ENG.</b>  |                 |                |             | Cyl.; W/Flared Fitting .....            |                 |                |             |
| Pressure; W/Ford P.S. Pump; ☆C .....                       | 91848           |                |             | Ⓣ70640                                  |                 |                |             |
| Pressure; W/Saginaw P.S. Pump; ☆B .....                    | 70677           |                |             | Ⓣ80028                                  |                 |                |             |
| Return - Cooler To Pump .....                              |                 | ★28"           |             | Pressure - Control Valve End; W/Flared  |                 |                |             |
| Return - From Gear; W/Cooler .....                         | ★80031          | ★42"           | 39859       | Fitting .....                           | 70679           |                |             |
| <b>V-8 460 ENG.</b>  |                 |                |             | Pressure - Control Valve End;           |                 |                |             |
| Pressure; W/A.C.; May 1 & Older .....                      | 80189           |                |             | W/O-Ring Fitting .....                  | 80029           |                |             |
| Pressure; W/A.C.; May 2 & Newer .....                      | 70677           |                |             | Pressure - Pump End; W/Flared Fitting.  | 70682           |                |             |
| Pressure; W/O A.C. ....                                    | 80189           |                |             | Pressure - Pump End; W/O-Ring Fitting   | 70710           |                |             |
| Return - Cooler To Pump .....                              |                 | ★28"           |             | Return - Control Valve End; W/Flared    |                 |                |             |
| Return - From Gear; W/Cooler .....                         | ★80031          | ★42"           | 39859       | Fitting .....                           | ★80113          | ★              | 39860       |
| <b>1973</b>  |                 |                |             | Return - Control Valve End; W/O-Ring    |                 |                |             |
| <b>V-8 400 ENG.</b>  |                 |                |             | Fitting .....                           |                 |                |             |
| Pressure; W/Ford P.S. Pump; ☆C .....                       | 91848           |                |             | Ⓣ70737                                  |                 |                |             |
| Pressure; W/Saginaw P.S. Pump; ☆B .....                    | 70677           |                |             | Return - Control Valve To Cooler;       |                 |                |             |
| Return - Cooler To Pump .....                              |                 | ★28"           |             | W/Flared Fitting .....                  | Ⓣ70737          |                |             |
| Return - From Gear; W/Cooler .....                         | ★80031          | ★42"           | 39859       | Return - Control Valve To Cooler;       |                 |                |             |
| <b>V-8 429 ENG.; V-8 460 ENG.</b>                          |                 |                |             | W/O-Ring Fitting .....                  |                 |                |             |
| Pressure .....   | 80189           |                |             | Ⓣ70656                                  |                 |                |             |
| Return - Cooler To Pump .....                              |                 | ★28"           |             | Return - Cooler To Pump .....           |                 | ★26"           |             |
| Return - From Gear; W/Cooler .....                         | ★80031          | ★42"           | 39859       | <b>1975</b>                             |                 |                |             |
| <b>1972</b>  |                 |                |             | <b>6-CYL. 200 ENG.</b>                  |                 |                |             |
| <b>V-8 400 ENG.; V-8 429 ENG.</b>                          |                 |                |             | Cyl. ....                               |                 |                |             |
| Pressure; Mar. 13 & Older .....                            | 71262           |                |             | Ⓣ70640                                  |                 |                |             |
| Pressure; Mar. 14 & Newer .....                            | 91848           |                |             | Pressure .....                          | 80157           |                |             |
| Return - Cooler To Pump .....                              |                 | ★26"           |             | Return .....                            | ★80113          | ★32"           | 39860       |
| Return - From Gear; W/Cooler .....                         | ★80031          | ★26"           | 39859       | <b>6-CYL. 250 ENG.</b>                  |                 |                |             |
| <b>1971</b>  |                 |                |             | Cyl. ....                               |                 |                |             |
| <b>V-8 400 ENG.; V-8 429 ENG.</b>                          |                 |                |             | Ⓣ70640                                  |                 |                |             |
| Pressure .....   | 70660           |                |             | Pressure .....                          | 80155           |                |             |
| Return - Cooler To Pump .....                              |                 | ★20"           |             | Return .....                            | ★80113          | ★              | 39860       |
| Return - From Gear; W/Cooler .....                         | ★80114          | ★25"           | 39859       | <b>V-8 302 ENG.</b>                     |                 |                |             |
| <b>COMET</b>   |                 |                |             | Cyl. ....                               |                 |                |             |
| <b>1977</b>  |                 |                |             | Ⓣ70640                                  |                 |                |             |
| <b>6-CYL. 200 ENG.; 6-CYL. 250 ENG.</b>                    |                 |                |             | Pressure - Control Valve End .....      |                 |                |             |
| Cyl. ....  | Ⓣ80028          |                |             | 80029                                   |                 |                |             |
| Pressure .....   | 80027           |                |             | Pressure - Pump End .....               | 70710           |                |             |
| Return .....   | ★80030          |                |             | Return - Pump End .....                 | Ⓣ70737          |                |             |
| <b>V-8 302 ENG.</b>  |                 |                |             | <b>1974-1973</b>                        |                 |                |             |
| Cyl. ....  | Ⓣ80028          |                |             | <b>6-CYL. 200 ENG.</b>                  |                 |                |             |
| Pressure - Control Valve End .....                         | 80029           |                |             | Cyl. ....                               |                 |                |             |
| Pressure - Pump End .....                                  | 70710           |                |             | Ⓣ70640                                  |                 |                |             |
| Return - Pump End .....                                    | Ⓣ70737          |                |             | Pressure .....                          |                 |                |             |
| <b>1976</b>  |                 |                |             | 80157                                   |                 |                |             |
| <b>6-CYL. 200 ENG.</b>                                     |                 |                |             | Return .....                            |                 |                |             |
| Cyl. ....  | Ⓣ70640          |                |             | ★80113                                  |                 |                |             |
| Pressure .....   | 80157           |                |             | <b>6-CYL. 250 ENG.</b>                  |                 |                |             |
| Return .....   | ★80113          | ★              | 39860       | Cyl. ....                               |                 |                |             |
| <b>6-CYL. 250 ENG.</b>                                     |                 |                |             | Ⓣ70640                                  |                 |                |             |
| Cyl.; W/Flared Fitting .....                               | Ⓣ70640          |                |             | Pressure .....                          |                 |                |             |
| Cyl.; W/O-Ring Fitting .....                               | Ⓣ80028          |                |             | 70652                                   |                 |                |             |
|  |                 |                |             | Return .....                            |                 |                |             |
|  |                 |                |             | ★80113                                  |                 |                |             |
|  |                 |                |             | <b>V-8 302 ENG.</b>                     |                 |                |             |
|  |                 |                |             | Cyl. ....                               |                 |                |             |
|  |                 |                |             | Ⓣ70640                                  |                 |                |             |
|  |                 |                |             | Pressure - Control Valve End .....      |                 |                |             |
|  |                 |                |             | 70679                                   |                 |                |             |
|  |                 |                |             | Pressure - Pump End .....               |                 |                |             |
|  |                 |                |             | 70678                                   |                 |                |             |
|  |                 |                |             | Return - Control Valve End .....        |                 |                |             |
|  |                 |                |             | Ⓣ70656                                  |                 |                |             |
|  |                 |                |             | <b>1972-1971</b>                        |                 |                |             |
|  |                 |                |             | <b>6-CYL. 170 ENG.; 6-CYL. 200 ENG.</b> |                 |                |             |
|  |                 |                |             | Cyl. ....                               |                 |                |             |
|  |                 |                |             | Ⓣ70640                                  |                 |                |             |
|  |                 |                |             | Pressure .....                          |                 |                |             |
|  |                 |                |             | 80157                                   |                 |                |             |
|  |                 |                |             | Return .....                            |                 |                |             |
|  |                 |                |             | ★80113                                  |                 |                |             |
|  |                 |                |             | <b>6-CYL. 250 ENG.</b>                  |                 |                |             |
|  |                 |                |             | Cyl. ....                               |                 |                |             |
|  |                 |                |             | Ⓣ70640                                  |                 |                |             |

\* Cut From C.P.E. 3/8" I.D. Hose: 71350 (48"), 81352 (25").  
 † Cut From S.A.E. 11/32" I.D. Hose: 80062 (12"), 80063 (24"), 80064 (36"), 81353 (25").  
 ★ Cut From S.A.E. 3/8" I.D. Hose: 71224 (24"), 71236 (36"), 71206 (48"), 81206 (25"). May Also Use 3/8" C.P.E.  
 ♣ Cut From S.A.E. 5/8" I.D. Hose: 71351 (36").  
 □ Cut From 1/2" I.D. Suction Hose: 71296 (36"), 81354 (10').  
 ♠ Cut From 5/8" I.D. Suction Hose: 71207 (42"), 81355 (10').  
 \* Cut From 3/4" I.D. Suction Hose: 71297 (36"), 81356 (10').  
 ☆ See Page A14 For Pump or Gear Identification.

Ⓣ Two Required.  
 Ⓞ Three Required.  
 Ⓟ Four Required.  
 ★ Cut To Fit.  
 ♣ Replaces Both Upper and Lower Hose.  
 ▲ 252660 Adaptor Required For Some Models.  
 ♣ See Page A6 For Installation Procedure.

**SYSTEM PUMP & GEAR IDENT.**

**SYSTEM & COMPONENT IDENT.**

**PASS. CARS**

**LIGHT TRUCKS**

**MEDIUM/HEAVY TRUCKS**

**BUSES**

**HOSE NUMERICAL**

**REPAIR KITS**

**KIT NUMERICAL**

**ILLUSTRATIONS**

# Power Steering Hose for Passenger Cars

|                                      | Application                               | Assembly Number | Multi-Use Hose | End Fitting | Application                             | Assembly Number | Multi-Use Hose | End Fitting |
|--------------------------------------|---|-----------------|----------------|-------------|---|-----------------|----------------|-------------|
| <b>SYSTEM PUMP &amp; GEAR IDENT.</b> | <b>MERCURY - Continued</b>                |                 |                |             | <b>MERCURY - Continued</b>              |                 |                |             |
| <b>SYSTEM &amp; COMPONENT IDENT.</b> | <b>COMET - Continued</b>                  |                 |                |             | <b>COMET - Continued</b>                |                 |                |             |
|                                      | <b>1972-1971 - Continued</b>              |                 |                |             | <b>1966 - Continued</b>                 |                 |                |             |
|                                      | <b>6-CYL. 250 ENG. - Continued</b>        |                 |                |             | <b>V-8 390 ENG.</b>                     |                 |                |             |
|                                      | Pressure .....                            | 70652           |                |             | Cyl.....                                | ②70640          |                |             |
|                                      | Return .....                              | ✗80113          | ★38"           | 39860       | Return .....                            | ③70656          |                |             |
|                                      | <b>V-8 302 ENG.</b>                       |                 |                |             | <b>1965</b>                             |                 |                |             |
|                                      | Cyl.....                                  | ②70640          |                |             | <b>6-CYL. 200 ENG.</b>                  |                 |                |             |
|                                      | Pressure - Control Valve End.....         | 70679           |                |             | Cyl.....                                | ②70608          |                |             |
|                                      | Pressure - Pump End .....                 | 70678           |                |             | Pressure .....                          | 80024           |                |             |
|                                      | Return - Control Valve End.....           | ③70656          |                |             | Return .....                            | ✗80113          | ★              | 39860       |
|                                      | <b>1969</b>                               |                 |                |             | <b>V-8 289 ENG.</b>                     |                 |                |             |
|                                      | <b>6-CYL. 250 ENG.</b>                    |                 |                |             | Cyl.....                                |                 |                |             |
|                                      | Cyl.....                                  | ②70640          |                |             | Return .....                            | ✗80113          | ★              | 39860       |
|                                      | Pressure .....                            | 70652           |                |             | <b>1964</b>                             |                 |                |             |
|                                      | Return .....                              | ✗80113          | ★38"           | 39860       | <b>6-CYL. 170 ENG.; 6-CYL. 200 ENG.</b> |                 |                |             |
|                                      | <b>V-8 302 ENG.; V-8 351 ENG.</b>         |                 |                |             | Cyl.....                                |                 |                |             |
|                                      | Cyl.....                                  | ②70640          |                |             | Return .....                            | ②70608          |                |             |
|                                      | Pressure - Control Valve End.....         | 70679           |                |             | Return .....                            |                 | ★              |             |
|                                      | Return - Control Valve End.....           | ③70656          |                |             | <b>V-8 260 ENG.; V-8 289 ENG.</b>       |                 |                |             |
|                                      | Return - Cooler To Pump.....              |                 | ★              |             | Pressure .....                          | 80022           |                |             |
|                                      | <b>V-8 390 ENG.</b>                       |                 |                |             | Return .....                            | ✗80023          | ★26"           | 39861       |
|                                      | Cyl.....                                  | ②70640          |                |             | <b>1963</b>                             |                 |                |             |
|                                      | Return .....                              | ③70656          |                |             | <b>6-CYL. 144 ENG.; 6-CYL. 170 ENG.</b> |                 |                |             |
|                                      | <b>1968</b>                               |                 |                |             | Cyl.....                                |                 |                |             |
|                                      | <b>6-CYL. 200 ENG.</b>                    |                 |                |             | Return .....                            |                 |                |             |
|                                      | Cyl.....                                  | ②70640          |                |             |   |                 | ★              |             |
|                                      | Pressure .....                            | 70652           |                |             | <b>V-8 260 ENG.</b>                     |                 |                |             |
|                                      | Return - Cooler To Pump.....              |                 | ★              |             | Pressure .....                          | 80022           |                |             |
|                                      | Return - From Gear .....                  | ✗80113          | ★              | 39860       | Return .....                            | ✗80023          | ★26"           | 39861       |
|                                      | <b>V-8 302 ENG.</b>                       |                 |                |             | <b>COUGAR</b>                           |                 |                |             |
|                                      | Cyl.....                                  | ②70640          |                |             | <b>1995-1994</b>                        |                 |                |             |
|                                      | Pressure .....                            | 70653           |                |             | <b>V-6 3.8 L ENG.</b>                   |                 |                |             |
|                                      | Return .....                              | ✗80113          | ★              | 39860       | Pressure; W/O Variable Assist.....      | 91767           |                |             |
|                                      | <b>V-8 390 ENG.</b>                       |                 |                |             | Pressure; W/Variable Assist; Pressure   |                 |                |             |
|                                      | Cyl.....                                  | ②70640          |                |             | fitting of pump is equipped with an     |                 |                |             |
|                                      | Return .....                              | ③70656          |                |             | electronic sender on vehicles with      |                 |                |             |
|                                      | <b>V-8 427 ENG.; V-8 428 ENG.</b>         |                 |                |             | variable assist. ....                   |                 |                |             |
|                                      | Cyl.....                                  | ②70640          |                |             | Return .....                            |                 | ★16"           | 39104       |
|                                      | Return; W/O A.C. ....                     | ③70656          |                |             | <b>V-8 4.6 L ENG.</b>                   |                 |                |             |
|                                      | <b>1967</b>                               |                 |                |             | Pressure .....                          |                 |                |             |
|                                      | <b>6-CYL. 200 ENG.</b>                    |                 |                |             | Return - Pipe To Reservoir; W/Cooler... |                 |                |             |
|                                      | Cyl.....                                  | ②70640          |                |             |   | 91836           |                |             |
|                                      | Pressure; W/1/4" Control Valve Fitting... | 80024           |                |             | <b>1993-1991</b>                        |                 |                |             |
|                                      | Pressure; W/5/16" Control Valve Fitting.  | 70652           |                |             | <b>V-6 3.8 L ENG.</b>                   |                 |                |             |
|                                      | Return .....                              | ✗80113          | ★              | 39860       | Pressure; W/O Variable Assist.....      | 91767           |                |             |
|                                      | <b>V-8 289 ENG.</b>                       |                 |                |             | Pressure; W/Variable Assist; Pressure   |                 |                |             |
|                                      | Cyl.....                                  | ②70640          |                |             | fitting of pump is equipped with an     |                 |                |             |
|                                      | Pressure; W/1/4" Control Valve Fitting... | 80025           |                |             | electronic sender on vehicles with      |                 |                |             |
|                                      | Pressure; W/5/16" Control Valve Fitting.  | 70653           |                |             | variable assist. ....                   | 91766           |                |             |
|                                      | Return .....                              | ✗80113          | ★              | 39860       | Return .....                            |                 | ★16"           | 39104       |
|                                      | <b>V-8 390 ENG.</b>                       |                 |                |             | <b>V-8 5.0 L ENG.</b>                   |                 |                |             |
|                                      | Cyl.....                                  | ②70640          |                |             | Pressure; W/O Variable Assist.....      | 91842           |                |             |
|                                      | Return .....                              | ③70656          |                |             | Pressure; W/Variable Assist; Pressure   |                 |                |             |
|                                      | <b>1966</b>                               |                 |                |             | fitting of pump is equipped with an     |                 |                |             |
|                                      | <b>6-CYL. 200 ENG.; V-8 289 ENG.</b>      |                 |                |             | electronic sender on vehicles with      |                 |                |             |
|                                      | Cyl.....                                  | ②70640          |                |             | variable assist. ....                   | 91841           |                |             |
|                                      | Pressure .....                            | 80024           |                |             | Return - Cooler To Pump.....            |                 | ★21"           |             |
|                                      | Return .....                              | ✗80113          | ★              | 39860       | Return - From Gear.....                 |                 |                | 39104       |

**ILLUSTRATIONS**

\* Cut From C.P.E. 3/8" I.D. Hose: 71350 (48"), 81352 (25').  
 † Cut From S.A.E. 11/32" I.D. Hose: 80062 (12"), 80063 (24"), 80064 (36"), 81353 (25').  
 ★ Cut From S.A.E. 3/8" I.D. Hose: 71224 (24"), 71236 (36"), 71206 (48"), 81206 (25'). May Also Use 3/8" C.P.E.  
 ✗ Cut From S.A.E. 5/8" I.D. Hose: 71351 (36").  
 □ Cut From 1/2" I.D. Suction Hose: 71296 (36"), 81354 (10').  
 † Cut From 5/8" I.D. Suction Hose: 71207 (42"), 81355 (10').  
 \* Cut From 3/4" I.D. Suction Hose: 71297 (36"), 81356 (10').  
 ☆ See Page A14 For Pump or Gear Identification.

② Two Required.  
 ③ Three Required.  
 ④ Four Required.  
 ✗ Cut To Fit.  
 \* Replaces Both Upper and Lower Hose.  
 † 252660 Adaptor Required For Some Models.  
 † See Page A6 For Installation Procedure.



# Power Steering Hose for Passenger Cars

| Application  | Assembly Number | Multi-Use Hose | End Fitting | Application                                       | Assembly Number | Multi-Use Hose | End Fitting |                                      |
|--|-----------------|----------------|-------------|---|-----------------|----------------|-------------|--------------------------------------|
| <b>MERCURY - Continued</b>   |                 |                |             | <b>MERCURY - Continued</b>                        |                 |                |             | <b>SYSTEM PUMP &amp; GEAR IDENT.</b> |
| <b>COUGAR - Continued</b>  |                 |                |             | <b>COUGAR - Continued</b>                         |                 |                |             |                                      |
| <b>1990</b>  |                 |                |             | <b>1985-1984</b>                                  |                 |                |             | <b>SYSTEM &amp; COMPONENT IDENT.</b> |
| <b>V-6 3.8 L ENG.</b>  |                 |                |             | <b>4-CYL. 2.3 L ENG.</b>                          |                 |                |             |                                      |
| Pressure; W/O Supercharger; W/O Variable Assist .....  | 91767           |                |             | Pressure .....                                    | 71180           |                |             |                                      |
| Pressure; W/O Supercharger; W/Variable Assist; Pressure fitting of pump is equipped with an electronic sender on vehicles with variable assist ..... | 91766           |                |             | Return .....                                      | ☉71116          | ★18"           |             |                                      |
| Pressure; W/Supercharger .....   | 91840           |                |             | <b>V-6 3.8 L ENG.</b>                             |                 |                |             |                                      |
| Return; W/O Supercharger .....   |                 | ★16"           |             | Pressure; Canada .....                            | 71235           |                |             |                                      |
| Return - Cooler To Pump; W/Supercharger .....  |                 | ★16"           |             | Pressure; W/Dealer Inst. A.C.; Exc. Canada .....  | 71180           |                |             |                                      |
|  |                 |                |             | Pressure; W/Factory Inst. A.C.; Exc. Canada ..... | 71235           |                |             |                                      |
|  |                 |                |             | Return; Canada .....                              | ☉71116          |                |             |                                      |
|  |                 |                |             | Return; Exc. Canada .....                         | ☉71116          | ★24"           |             |                                      |
| <b>1989</b>  |                 |                |             | <b>V-8 5.0 L ENG.</b>                             |                 |                |             | <b>PASS. CARS</b>                    |
| <b>V-6 3.8 L ENG.</b>  |                 |                |             | Pressure; W/O Trlr. Tow. Pkg. ....                |                 |                |             |                                      |
| Pressure; W/O Supercharger; W/O Variable Assist .....  | 91765           |                |             | Pressure; W/Trlr. Tow. Pkg. ....                  | 91886           |                |             |                                      |
| Pressure; W/O Supercharger; W/Variable Assist; Pressure fitting of pump is equipped with an electronic sender on vehicles with variable assist ..... | 91704           |                |             | Return; W/O Trlr. Tow. Pkg. ....                  | ☉71116          | ★19"           |             |                                      |
| Pressure; W/Supercharger; W/Variable Assist .....  | 91878           |                |             | Return; W/Trlr. Tow. Pkg. ....                    | ☉71116          |                |             |                                      |
| Return; W/O Supercharger .....   |                 | ★16"           |             |   |                 |                |             |                                      |
| Return - Cooler To Pump; W/Supercharger .....  |                 | ★16"           |             | <b>1983</b>                                       |                 |                |             |                                      |
|  |                 |                |             | <b>V-6 3.8 L ENG.</b>                             |                 |                |             |                                      |
|  |                 |                |             | Pressure; Canada .....                            | 91504           |                |             |                                      |
|  |                 |                |             | Pressure; Exc. Canada .....                       | 71235           |                |             |                                      |
|  |                 |                |             | Return .....                                      | ☉71116          | ★24"           |             |                                      |
|  |                 |                |             | <b>V-8 5.0 L ENG.</b>                             |                 |                |             |                                      |
|  |                 |                |             | Pressure; W/O Trlr. Tow. Pkg. ....                | 71180           |                |             |                                      |
|  |                 |                |             | Pressure; W/Trlr. Tow. Pkg. ....                  | 71212           |                |             |                                      |
|  |                 |                |             | Return .....                                      | ☉71116          | ★19"           |             |                                      |
|  |                 |                |             | <b>1982</b>                                       |                 |                |             |                                      |
|  |                 |                |             | <b>4-CYL. 2.3 L ENG.</b>                          |                 |                |             |                                      |
|  |                 |                |             | Pressure; W/Ford Rack & Pinion Gear; ☆Q .....     | 71118           |                |             |                                      |
|  |                 |                |             | Pressure; W/TRW Rack & Pinion Gear; ☆R .....      | 71061           |                |             |                                      |
|  |                 |                |             | Return - Cooler To Pump .....                     |                 | ★20"           |             |                                      |
|  |                 |                |             | Return - From Gear; W/Cooler .....                | ☉71007          |                |             |                                      |
|  |                 |                |             | <b>6-CYL. 3.3 L ENG.</b>                          |                 |                |             |                                      |
|  |                 |                |             | Pressure .....                                    | 71180           |                |             |                                      |
|  |                 |                |             | Return .....                                      | ☉71116          |                |             |                                      |
|  |                 |                |             | <b>V-6 3.8 L ENG.</b>                             |                 |                |             |                                      |
|  |                 |                |             | Pressure; W/A.C. ....                             | 71180           |                |             |                                      |
|  |                 |                |             | Pressure; W/O A.C. ....                           | 71235           |                |             |                                      |
|  |                 |                |             | Return; W/O Cooler; Exc. XR-7 .....               |                 | ★24"           |             |                                      |
|  |                 |                |             | Return - Cooler To Pump; Exc. XR-7 .....          |                 | ★26"           |             |                                      |
|  |                 |                |             | Return - From Gear; XR-7 .....                    | ☉71116          | ★16"           |             |                                      |
|  |                 |                |             | Return - Gear To Cooler; Exc. XR-7 .....          | ☉71116          | ★17"           |             |                                      |
|  |                 |                |             | <b>V-8 4.2 L ENG.</b>                             |                 |                |             |                                      |
|  |                 |                |             | Pressure .....                                    | 71180           |                |             |                                      |
|  |                 |                |             | Return; W/O Cooler .....                          | ☉71116          | ★16"           |             |                                      |
|  |                 |                |             | Return - Cooler To Pump .....                     |                 | ★23"           |             |                                      |
|  |                 |                |             | Return - From Gear .....                          | ☉71116          | ★18"           |             |                                      |
|  |                 |                |             | <b>1981</b>                                       |                 |                |             |                                      |
|  |                 |                |             | <b>4-CYL. 2.3 L ENG.</b>                          |                 |                |             |                                      |
|  |                 |                |             | Pressure; W/Ford Rack & Pinion Gear; ☆Q .....     | 71118           |                |             |                                      |
|  |                 |                |             | Pressure; W/TRW Rack & Pinion Gear; ☆R .....      | 71061           |                |             |                                      |
|  |                 |                |             | Return - Cooler To Pump .....                     |                 | ★20"           |             |                                      |
|  |                 |                |             | Return - From Gear; W/Cooler .....                | ☉71007          |                |             |                                      |

- \* Cut From C.P.E. 3/8" I.D. Hose: 71350 (48"), 81352 (25').
- † Cut From S.A.E. 11/32" I.D. Hose: 80062 (12"), 80063 (24"), 80064 (36"), 81353 (25').
- ★ Cut From S.A.E. 3/8" I.D. Hose: 71224 (24"), 71236 (36"), 71206 (48"), 81206 (25'). May Also Use 3/8" C.P.E.
- ♣ Cut From S.A.E. 5/8" I.D. Hose: 71351 (36").
- Cut From 1/2" I.D. Suction Hose: 71296 (36"), 81354 (10').
- ♠ Cut From 5/8" I.D. Suction Hose: 71207 (42"), 81355 (10').
- ✱ Cut From 3/4" I.D. Suction Hose: 71297 (36"), 81356 (10').
- ☆ See Page A14 For Pump or Gear Identification.

- Ⓢ Two Required.
- Ⓣ Three Required.
- Ⓤ Four Required.
- ☉ Cut To Fit.
- ⊗ Replaces Both Upper and Lower Hose.
- ▲ 252660 Adaptor Required For Some Models.
- ♣ See Page A6 For Installation Procedure.

**ILLUSTRATIONS**

# Power Steering Hose for Passenger Cars

|                                      | Application   | Assembly Number | Multi-Use Hose | End Fitting | Application  | Assembly Number | Multi-Use Hose | End Fitting |
|--------------------------------------|---|-----------------|----------------|-------------|--|-----------------|----------------|-------------|
| <b>SYSTEM PUMP &amp; GEAR IDENT.</b> | <b>MERCURY - Continued</b>                                    |                 |                |             | <b>MERCURY - Continued</b>                               |                 |                |             |
| <b>SYSTEM &amp; COMPONENT IDENT.</b> | <b>COUGAR - Continued</b>                                     |                 |                |             | <b>COUGAR - Continued</b>                                |                 |                |             |
|                                      | <b>1981 - Continued</b>                                       |                 |                |             | <b>1976-1974 - Continued</b>                             |                 |                |             |
|                                      | <b>6-CYL. 3.3 L ENG.; V-8 4.2 L ENG.</b>                      |                 |                |             | <b>V-8 351 ENG. - Continued</b>                          |                 |                |             |
|                                      | Pressure; Exc. XR-7; W/Ford Rack & Pinion Gear; ☆Q.....       | 71118           |                |             | Pressure; W/Ford Stg. Gear; W/Windsor Eng.; ☆P.....      | 70674           |                |             |
|                                      | Pressure; Exc. XR-7; W/TRW Rack & Pinion Gear; ☆R.....        | 71061           |                |             | Pressure; W/Saginaw Stg. Gear; W/4-Bolt Housing; ☆N..... | 70704           |                |             |
|                                      | Pressure; XR-7.....   | 71180           |                |             | Return - Cooler To Pump.....                             |                 | ★18"           |             |
|                                      | Return; XR-7.....   | ≠71116          | ★14"           |             | Return - From Gear; W/Cooler.....                        | ≠80031          | ★21"           | 39859       |
|                                      | Return - Cooler To Pump; Exc. XR-7....                        |                 | ★20"           |             | <b>V-8 400 ENG.; V-8 460 ENG.</b>                        |                 |                |             |
|                                      | Return - From Gear; Exc. XR-7;                                |                 |                |             | Pressure; W/Ford Stg. Gear; ☆P.....                      | 71262           |                |             |
|                                      | W/Cooler.....   | ≠71007          |                |             | Pressure; W/Saginaw Stg. Gear; W/4-Bolt Housing; ☆N..... | 70704           |                |             |
| <b>PASS. CARS</b>                    | <b>V-8 5.0 L ENG.</b>   |                 |                |             | Return - Cooler To Pump.....                             |                 |                |             |
|                                      | Pressure.....   | 71180           |                |             | Return - From Gear; W/Cooler.....                        | ≠80031          | ★18"           | 39859       |
|                                      | Return.....   | ≠71116          | ★14"           |             | <b>1973</b>  |                 |                |             |
|                                      | <b>1980</b>   |                 |                |             | <b>V-8 351 ENG.</b>                                      |                 |                |             |
|                                      | <b>6-CYL. 3.3 L ENG.; V-8 4.2 L ENG.; V-8 5.0 L ENG.</b>      |                 |                |             | Pressure - To Gear.....                                  |                 |                |             |
|                                      | Pressure.....   | 71117           |                |             | Return - Cooler To Pump.....                             |                 | ★19"           |             |
|                                      | Return.....   | ≠71116          |                |             | Return - From Gear; W/Cooler.....                        | ≠70629          | ★28"           | 39859       |
| <b>LIGHT TRUCKS</b>                  | <b>1979</b>   |                 |                |             | <b>1972</b>  |                 |                |             |
|                                      | <b>V-8 302 ENG.; V-8 351 ENG.</b>                             |                 |                |             | <b>V-8 351 ENG.</b>                                      |                 |                |             |
|                                      | Pressure; W/Ford Stg. Gear; ☆P.....                           | 71009           |                |             | Pressure - To Gear; W/2 Ft. Hose; Late.....              | 70669           |                |             |
|                                      | Pressure; W/Saginaw Stg. Gear; W/O Police, Taxi Pkg.; ☆N..... | 71059           |                |             | Pressure - To Gear; W/5 Ft. Hose.....                    | 70670           |                |             |
|                                      | Return; W/Ford Stg. Gear; ☆P.....                             |                 | ★12"           | 39135       | Return - Cooler To Pump.....                             |                 | ★19"           |             |
| <b>MEDIUM/HEAVY TRUCKS</b>           |   |                 | ★12"           |             | Return - From Gear; W/Cooler.....                        | ≠70629          | ★28"           | 39859       |
|                                      | Return; W/Saginaw Stg. Gear; ☆N.....                          | ≠80031          |                |             | <b>1971</b>  |                 |                |             |
|                                      | <b>1978</b>   |                 |                |             | <b>V-8 351 ENG.</b>                                      |                 |                |             |
|                                      | <b>V-8 302 ENG.</b>   |                 |                |             | Pressure - To Gear.....                                  |                 |                |             |
|                                      | Pressure; W/Ford Stg. Gear; W/O Police, Taxi Pkg.; ☆P.....    | 71009           |                |             | Return - Cooler To Pump.....                             |                 | ★19"           |             |
|                                      | Pressure; W/Saginaw Stg. Gear; ☆N....                         | 71059           |                |             | Return - From Gear; W/Cooler.....                        | ≠70629          | ★28"           | 39859       |
|                                      | Return - Cooler To Pump.....                                  |                 | ★33"           |             | <b>V-8 429 ENG.</b>                                      |                 |                |             |
|                                      | Return - From Gear.....                                       |                 | ★33"           | 39135       | Pressure - To Gear.....                                  | 70669           |                |             |
| <b>BUSES</b>                         | <b>V-8 351 ENG.</b>   |                 |                |             | Return - Cooler To Pump.....                             |                 |                |             |
|                                      | Pressure; W/Ford Stg. Gear; W/O Police, Taxi Pkg.; ☆P.....    | 71009           |                |             | Return - From Gear; W/Cooler.....                        | ≠70629          | ★19"           | 39859       |
|                                      | Pressure; W/Saginaw Stg. Gear; ☆N....                         | 71059           |                |             | <b>1970</b>  |                 |                |             |
|                                      | Return - Cooler To Pump; W/Modified Eng. ....                 |                 | ★10"           |             | <b>V-8 302 ENG.; V-8 351 ENG.</b>                        |                 |                |             |
|                                      | Return - From Gear.....                                       |                 | ★33"           | 39135       | Cyl.....   | ⊗70640          |                |             |
|                                      | <b>V-8 400 ENG.</b>   |                 |                |             | Pressure - Control Valve End.....                        |                 |                |             |
|                                      | Pressure; W/Ford Stg. Gear; W/O Police, Taxi Pkg.; ☆P.....    | 71009           |                |             | Pressure - Pump End.....                                 | 70688           |                |             |
|                                      | Pressure; W/Saginaw Stg. Gear; ☆N....                         | 71059           |                |             | Return - Control Valve End.....                          | ⊗70656          |                |             |
|                                      | Return - Cooler To Pump.....                                  |                 | ★10"           |             | <b>V-8 428 ENG.</b>                                      |                 |                |             |
|                                      | Return - From Gear.....                                       |                 | ★33"           | 39135       | Cyl.....   | ⊗70640          |                |             |
|                                      | <b>1977</b>   |                 |                |             | Pressure - Control Valve End.....                        |                 |                |             |
|                                      | <b>V-8 302 ENG.; V-8 351 ENG.; V-8 400 ENG.</b>               |                 |                |             | Pressure - Pump End.....                                 |                 |                |             |
|                                      | Pressure; W/Ford Stg. Gear; ☆P.....                           | 70674           |                |             | Return - Control Valve End.....                          | ⊗70656          |                |             |
|                                      | Pressure; W/Saginaw Stg. Gear; ☆N....                         | 70704           |                |             | <b>V-8 429 ENG.</b>                                      |                 |                |             |
|                                      | Return - Gear To Cooler.....                                  |                 | ★28"           |             | Cyl.....   | ⊗70640          |                |             |
|                                      | Return - To Pump; W/Cooler.....                               | ≠80031          | ★40"           | 39859       | Return - Control Valve End.....                          | ⊗70656          |                |             |
|                                      | <b>1976-1974</b>  |                 |                |             | <b>1969</b>  |                 |                |             |
|                                      | <b>V-8 351 ENG.</b>   |                 |                |             | <b>V-8 302 ENG.</b>                                      |                 |                |             |
|                                      | Pressure; W/Ford Stg. Gear; W/Modified Eng.; ☆P.....          | 71262           |                |             | Cyl.....   | ⊗70640          |                |             |
|                                      |   |                 |                |             | Pressure - Control Valve End.....                        | 70689           |                |             |
|                                      |   |                 |                |             | Pressure - Pump End.....                                 | 80026           |                |             |
|                                      |   |                 |                |             | Return - Control Valve End.....                          | ⊗70656          |                |             |
|                                      |   |                 |                |             | <b>V-8 351 ENG.</b>                                      |                 |                |             |
|                                      |   |                 |                |             | Cyl.....   | ⊗70640          |                |             |

**ILLUSTRATIONS**

\* Cut From C.P.E. 3/8" I.D. Hose: 71350 (48"), 81352 (25").  
 † Cut From S.A.E. 11/32" I.D. Hose: 80062 (12"), 80063 (24"), 80064 (36"), 81353 (25").  
 ★ Cut From S.A.E. 3/8" I.D. Hose: 71224 (24"), 71236 (36"), 71206 (48"), 81206 (25"). May Also Use 3/8" C.P.E.  
 ♣ Cut From S.A.E. 5/8" I.D. Hose: 71351 (36").  
 □ Cut From 1/2" I.D. Suction Hose: 71296 (36"), 81354 (10').  
 ❖ Cut From 5/8" I.D. Suction Hose: 71207 (42"), 81355 (10').  
 ✱ Cut From 3/4" I.D. Suction Hose: 71297 (36"), 81356 (10').  
 ☆ See Page A14 For Pump or Gear Identification.

⊗ Two Required.  
 ⊕ Three Required.  
 ⊙ Four Required.  
 ≠ Cut To Fit.  
 ⊗ Replaces Both Upper and Lower Hose.  
 ▲ 252660 Adaptor Required For Some Models.  
 ♣ See Page A6 For Installation Procedure.

# Power Steering Hose for Passenger Cars

| Application                                     | Assembly Number | Multi-Use Hose | End Fitting | Application  | Assembly Number | Multi-Use Hose | End Fitting |
|---|-----------------|----------------|-------------|--|-----------------|----------------|-------------|
| <b>MERCURY - Continued</b>                      |                 |                |             | <b>MERCURY - Continued</b>                                     |                 |                |             |
| <b>COUGAR - Continued</b>                       |                 |                |             | <b>GRAND MARQUIS</b>   |                 |                |             |
| <b>1969 - Continued</b>                         |                 |                |             | <b>1995</b>  |                 |                |             |
| <b>V-8 351 ENG. - Continued</b>                 |                 |                |             | <b>V-8 4.6 L ENG.</b>  |                 |                |             |
| Pressure - Control Valve End.....               | 70689           |                |             | Pressure .....   | 80076           |                |             |
| Pressure - Pump End.....                        | 70691           |                |             | Return; W/O Cooler; W/O Trlr. Tow.                             |                 |                |             |
| Return - Control Valve End.....                 | ☉70656          |                |             | Pkg. ....  | 80222           | ★12"           |             |
| <b>V-8 390 ENG.; V-8 428 ENG.</b>               |                 |                |             | Return - Cooler To Reservoir .....                             | 92002           |                |             |
| Cyl.....  | ②70640          |                |             | Return - From Gear; W/Cooler; W/Trlr.                          |                 |                |             |
| Pressure - Control Valve End.....               | 70689           |                |             | Tow. Pkg. ....   |                 | ★30"           |             |
| Pressure - Pump End.....                        | 70687           |                |             | Return - Pipe To Reservoir .....                               | 92003           |                |             |
| Return - Control Valve End.....                 | ☉70656          |                |             | <b>1994-1992</b>   |                 |                |             |
| <b>1968</b>                                     |                 |                |             | <b>V-8 4.6 L ENG.</b>  |                 |                |             |
| <b>V-8 302 ENG.</b>                             |                 |                |             | Pressure .....   | 71827           |                |             |
| Cyl.....  | ②70640          |                |             | Return; W/O Cooler; W/O Trlr. Tow.                             |                 |                |             |
| Pressure .....                                  | 70653           |                |             | Pkg. ....  |                 | ★12"           |             |
| Return.....                                     | ☉80113          | ★              | 39860       | Return - Cooler To Reservoir.....                              |                 | ★38"           |             |
| <b>V-8 390 ENG.; V-8 427 ENG.; V-8 428 ENG.</b> |                 |                |             | Return - Gear To Cooler .....                                  |                 | ★14"           |             |
| Cyl.....  | ②70640          |                |             | <b>1991-1990</b>   |                 |                |             |
| Pressure - Control Valve End.....               | 70689           |                |             | <b>V-8 5.0 L ENG.</b>  |                 |                |             |
| Pressure - Pump End.....                        | 70687           |                |             | Pressure .....   | 71425           |                |             |
| Return - Control Valve End.....                 | ☉70656          |                |             | Return; W/O Cooler; W/O Trlr. Tow.                             |                 |                |             |
| <b>1967</b>                                     |                 |                |             | Pkg. ....  |                 | ★9"            |             |
| <b>V-8 289 ENG.</b>                             |                 |                |             | Return - Cooler To Pump.....                                   |                 | ★25"           |             |
| Cyl.....  | ②70640          |                |             | Return - Gear To Cooler .....                                  |                 | ★13"           |             |
| Pressure; W/1/4" Control Valve Fitting...       | 80025           |                |             | <b>1989-1983</b>   |                 |                |             |
| Pressure; W/5/16" Control Valve Fitting.        | 70653           |                |             | <b>V-8 5.0 L ENG.; V-8 5.8 L ENG. (CANADA)</b>                 |                 |                |             |
| Return.....                                     | ☉80113          | ★              | 39860       | Pressure .....   | 71044           |                |             |
| <b>V-8 390 ENG.</b>                             |                 |                |             | Return; W/O Cooler.....  |                 | ★9"            |             |
| Cyl.....  | ②70640          |                |             | Return - Cooler To Pump.....                                   |                 | ★25"           |             |
| Pressure - Control Valve End.....               | 70689           |                |             | Return - Gear To Cooler .....                                  |                 | ★13"           |             |
| Pressure - Pump End.....                        | 70687           |                |             | <b>1982</b>  |                 |                |             |
| Return - Control Valve End.....                 | ☉70656          |                |             | <b>V-8 4.2 L ENG.; V-8 5.0 L ENG.; V-8 5.8 L ENG. (CANADA)</b> |                 |                |             |
| Return - Cooler To Pump.....                    |                 | ★15"           |             | Pressure .....   | 71044           |                |             |
| <b>CYCLONE</b>                                  |                 |                |             | Return; W/O Cooler.....  |                 | ★9"            |             |
| <b>1971</b>                                     |                 |                |             | Return - Cooler To Pump.....                                   |                 | ★25"           |             |
| <b>V-8 302 ENG.; V-8 351 ENG.; V-8 429 ENG.</b> |                 |                |             | Return - Gear To Cooler .....                                  |                 | ★13"           |             |
| Cyl.....  | ②70640          |                |             | <b>1981</b>  |                 |                |             |
| Pressure - Control Valve End.....               | 70679           |                |             | <b>V-8 4.2 L ENG.; V-8 5.0 L ENG.; V-8 5.8 L ENG.</b>          |                 |                |             |
| Pressure - Pump End.....                        | 70692           |                |             | Pressure .....   | 71044           |                |             |
| Return - Control Valve End.....                 | ☉70656          |                |             | Return.....  | ☉70551          | ★20"           | 39135       |
| <b>1970</b>                                     |                 |                |             | <b>1980</b>  |                 |                |             |
| <b>V-8 351 ENG.; V-8 429 ENG.</b>               |                 |                |             | <b>V-8 5.0 L ENG.; V-8 5.8 L ENG.</b>                          |                 |                |             |
| Cyl.....  | ②70640          |                |             | Pressure .....   | 71044           |                |             |
| Pressure - Control Valve End.....               | 70679           |                |             | Return.....  | ☉70551          | ★20"           | 39135       |
| Pressure - Pump End.....                        | 70692           |                |             | <b>1979</b>  |                 |                |             |
| Return - Control Valve End.....                 | ☉70656          |                |             | <b>V-8 302 ENG.; V-8 351 ENG.</b>                              |                 |                |             |
| <b>1969</b>                                     |                 |                |             | Pressure .....   | 71044           |                |             |
| <b>V-8 302 ENG.; V-8 351 ENG.</b>               |                 |                |             | Return; W/Cooler.....  | ☉70551          | ★18"           | 39135       |
| Cyl.....  | ②70640          |                |             | Return; W/O Cooler.....  | ☉70518          | ★24"           | 39135       |
| Pressure - Control Valve End.....               | 70679           |                |             | <b>1978</b>  |                 |                |             |
| Return; W/O Cooler.....                         | ☉70656          |                |             | <b>V-8 351 ENG.</b>  |                 |                |             |
| Return - Control Valve To Cooler.....           | ☉80113          | ★              | 39860       | Pressure; Conventional System;                                 |                 |                |             |
| Return - Cooler To Pump.....                    |                 | ★44"           |             | W/For P.S. Pump; W/O Cooler; ☆C                                | 71009           |                |             |
| <b>V-8 390 ENG.; V-8 428 ENG.</b>               |                 |                |             |  |                 |                |             |
| Cyl.....  | ②70640          |                |             |  |                 |                |             |
| Return; W/O A.C.....                            | ☉70656          |                |             |  |                 |                |             |

\* Cut From C.P.E. 3/8" I.D. Hose: 71350 (48"), 81352 (25").  
 † Cut From S.A.E. 11/32" I.D. Hose: 80062 (12"), 80063 (24"), 80064 (36"), 81353 (25").  
 ★ Cut From S.A.E. 3/8" I.D. Hose: 71224 (24"), 71236 (36"), 71206 (48"), 81206 (25"). May Also Use 3/8" C.P.E.  
 ❖ Cut From S.A.E. 5/8" I.D. Hose: 71351 (36").  
 □ Cut From 1/2" I.D. Suction Hose: 71296 (36"), 81354 (10').  
 ❖ Cut From 5/8" I.D. Suction Hose: 71207 (42"), 81355 (10').  
 \* Cut From 3/4" I.D. Suction Hose: 71297 (36"), 81356 (10').  
 ☆ See Page A14 For Pump or Gear Identification.

② Two Required.  
 ③ Three Required.  
 ④ Four Required.  
 ☉ Cut To Fit.  
 ☉ Replaces Both Upper and Lower Hose.  
 ▲ 252660 Adaptor Required For Some Models.  
 ❖ See Page A6 For Installation Procedure.

SYSTEM PUMP & GEAR IDENT.

SYSTEM & COMPONENT IDENT.

PASS. CARS

LIGHT TRUCKS

MEDIUM/HEAVY TRUCKS

BUSES

HOSE NUMERICAL

REPAIR KITS

KIT NUMERICAL

ILLUSTRATIONS

# Power Steering Hose for Passenger Cars

|                                      | Application  | Assembly Number | Multi-Use Hose | End Fitting | Application   | Assembly Number | Multi-Use Hose | End Fitting |
|--------------------------------------|--|-----------------|----------------|-------------|---|-----------------|----------------|-------------|
| <b>SYSTEM PUMP &amp; GEAR IDENT.</b> | <b>MERCURY - Continued</b>   |                 |                |             | <b>MERCURY - Continued</b>  |                 |                |             |
|                                      | <b>GRAND MARQUIS - Continued</b>   |                 |                |             | <b>GRAND MARQUIS - Continued</b>  |                 |                |             |
|                                      | <b>1978 - Continued</b>  |                 |                |             | <b>1978 - Continued</b>   |                 |                |             |
| <b>SYSTEM &amp; COMPONENT IDENT.</b> | <b>V-8 351 ENG. - Continued</b>  |                 |                |             | <b>V-8 460 ENG. - Continued</b>   |                 |                |             |
|                                      | Pressure; Conventional System; W/Saginaw P.S. Pump; W/O Police Pkg.; ☆B.....           | 71010           |                |             | Pressure - Pump To Hydroboost; Hydroboost System W/O Skid Control; W/A.C.....   | 80134           |                |             |
|                                      | Pressure - Hydroboost To Gear; Hydroboost System W/O Skid Control.....                 | 71023           |                |             | Pressure - Pump To Hydroboost; Hydroboost System W/O Skid Control; W/O A.C..... | 70722           |                |             |
|                                      | Pressure - Pump To Hydroboost; Hydroboost System W/O Skid Control; W/Modified Eng..... | 91898           |                |             | Return; Conventional System; W/Ford P.S. Pump; W/Cooler; ☆C.....                |                 | ★71"           |             |
| <b>PASS. CARS</b>                    | Return; Conventional System; W/O Cooler.....   |                 | ★12"           |             | Return; Conventional System; W/Saginaw P.S. Pump; W/Cooler; ☆B.....             |                 | ★27"           |             |
|                                      | Return; Conventional System; W/Saginaw P.S. Pump; W/O Police Pkg.; ☆B.....             | ★80154          | ★36"           | 39859       | Return; Hydroboost System W/O Skid Control; W/O Cooler.....                     | ★80031          |                |             |
|                                      | Return; Hydroboost System W/O Skid Control; W/O Cooler.....                            | ★80031          |                |             | Return - Cooler To Pump; Hydroboost System.....                                 | ★80031          |                | ★           |
|                                      | Return - Cooler To Pump; Conventional System.....                                      |                 | ★31"           |             | Return - Gear To Cooler; Conventional System.....                               | ★80031          |                |             |
| <b>LIGHT TRUCKS</b>                  | Return - Cooler To Pump; Hydroboost System W/O Skid Control.....                       |                 | ★              |             | Return - Gear To Cooler; Hydroboost System W/O Skid Control.....                | ★80031          |                |             |
|                                      | Return - Gear To Cooler; Conventional System.....                                      |                 | ★30"           |             | Return - Hydroboost To Pump; Hydroboost System W/O Skid Control.....            |                 |                | ★35"        |
|                                      | Return - Gear To Cooler; Hydroboost System W/O Skid Control.....                       | ★80031          |                |             |   |                 |                |             |
|                                      | Return - Hydroboost To Pump; Hydroboost System W/O Skid Control.....                   |                 | ★35"           |             |   |                 |                |             |
| <b>MEDIUM/HEAVY TRUCKS</b>           | <b>V-8 400 ENG.</b>  |                 |                |             | <b>1977</b>   |                 |                |             |
|                                      | Pressure; Conventional System; W/Ford P.S. Pump; W/O Cooler; ☆C                        | 71009           |                |             | Pressure; Conventional System; W/O Police Pkg.; W/Ford P.S. Pump; ☆C.           | 71324           |                |             |
|                                      | Pressure; Conventional System; W/Saginaw P.S. Pump; W/O Police Pkg.; ☆B.....           | 71010           |                |             | Pressure; Conventional System; W/O Police Pkg.; W/Saginaw P.S. Pump; ☆B.....    | 71010           |                |             |
|                                      | Pressure - Hydroboost To Gear; Hydroboost System W/O Skid Control.....                 | 71023           |                |             | Pressure; Conventional System; W/Police Pkg.; W/O Adaptor Fitting At Pump.....  | 71324           |                |             |
| <b>BUSES</b>                         | Pressure - Pump To Hydroboost; Hydroboost System W/O Skid Control; W/O Police Pkg..... | 91568           |                |             | Pressure - Hydroboost To Gear; Hydroboost System W/O Skid Control.....          | 71023           |                |             |
|                                      | Pressure - Pump To Hydroboost; Hydroboost System W/O Skid Control; W/Police Pkg.....   | 70722           |                |             | Pressure - Pump To Hydroboost; Hydroboost System W/O Skid Control...            | 91898           |                |             |
|                                      | Return; Conventional System; W/O Cooler.....   |                 | ★12"           |             | Return; Conventional System; W/O Police Pkg.; W/Ford P.S. Pump; ☆C.....         | 80154           | ★36"           | 39859       |
| <b>HOSE NUMERICAL</b>                | Return; Conventional System; W/Saginaw P.S. Pump; W/O Police Pkg.; ☆B.....             | ★80154          | ★36"           | 39859       | Return; Conventional System; W/O Police Pkg.; W/Saginaw P.S. Pump; ☆B.....      | 80154           | ★33"           | 39859       |
|                                      | Return; Hydroboost System W/O Skid Control; W/O Cooler.....                            | ★80031          |                |             | Return; Conventional System; W/Police Pkg.; W/O Adaptor Fitting At Pump...      | ★80031          |                |             |
|                                      | Return - Cooler To Pump; Conventional System.....                                      |                 | ★31"           |             | Return; Hydroboost System W/O Skid Control; W/O Cooler.....                     | ★80031          |                |             |
|                                      | Return - Cooler To Pump; Hydroboost System W/O Skid Control.....                       |                 | ★              |             | Return - Cooler To Pump; Hydroboost System W/O Skid Control.....                |                 |                | ★           |
| <b>REPAIR KITS</b>                   | Return - Gear To Cooler; Conventional System.....                                      |                 | ★30"           |             | Return - Gear To Cooler; Hydroboost System W/O Skid Control.....                | ★80031          |                |             |
|                                      | Return - Gear To Cooler; Hydroboost System W/O Skid Control.....                       | ★80031          |                |             | Return - Hydroboost To Pump; Hydroboost System W/O Skid Control.....            |                 |                | ★35"        |
|                                      | Return - Hydroboost To Pump; Hydroboost System W/O Skid Control.....                   |                 | ★35"           |             |   |                 |                |             |
| <b>KIT NUMERICAL</b>                 | <b>V-8 460 ENG.</b>  |                 |                |             | <b>V-8 460 ENG.</b>   |                 |                |             |
|                                      | Pressure; Conventional System; W/A.C.  | 70677           |                |             | Pressure; Conventional System; W/O Police Pkg.; W/A.C.....                      | 70677           |                |             |
|                                      | Pressure; Conventional System; W/O A.C.....  | 71010           |                |             | Pressure; Conventional System; W/O Police Pkg.; W/O A.C.....                    | 71010           |                |             |
|                                      | Pressure - Hydroboost To Gear; Hydroboost System W/O Skid Control.....                 | 71023           |                |             | Pressure; Conventional System; W/Police Pkg.; W/O Adaptor Fitting At Pump.....  | 80189           |                |             |
|                                      |  |                 |                |             | Pressure - Hydroboost To Gear; Hydroboost System W/O Skid Control.....          | 71023           |                |             |
|                                      |  |                 |                |             | Pressure - Pump To Hydroboost; Hydroboost System W/O Skid Control; W/A.C.....   | 80134           |                |             |

**ILLUSTRATIONS**

\* Cut From C.P.E. 3/8" I.D. Hose: 71350 (48"), 81352 (25).  
 † Cut From S.A.E. 11/32" I.D. Hose: 80062 (12"), 80063 (24"), 80064 (36"), 81353 (25).  
 ★ Cut From S.A.E. 3/8" I.D. Hose: 71224 (24"), 71236 (36"), 71206 (48"), 81206 (25). May Also Use 3/8" C.P.E.  
 ♣ Cut From S.A.E. 5/8" I.D. Hose: 71351 (36").  
 □ Cut From 1/2" I.D. Suction Hose: 71296 (36"), 81354 (10').  
 ❖ Cut From 5/8" I.D. Suction Hose: 71207 (42"), 81355 (10').  
 ✱ Cut From 3/4" I.D. Suction Hose: 71297 (36"), 81356 (10').  
 ☆ See Page A14 For Pump or Gear Identification.

② Two Required.  
 ③ Three Required.  
 ④ Four Required.  
 ≍ Cut To Fit.  
 Ⓢ Replaces Both Upper and Lower Hose.  
 ▲ 252660 Adaptor Required For Some Models.  
 ♣ See Page A6 For Installation Procedure.





# Power Steering Hose for Passenger Cars

|                                      | Application  | Assembly Number | Multi-Use Hose | End Fitting | Application                                 | Assembly Number | Multi-Use Hose | End Fitting |
|--------------------------------------|--|-----------------|----------------|-------------|---|-----------------|----------------|-------------|
| <b>SYSTEM PUMP &amp; GEAR IDENT.</b> | <b>MERCURY - Continued</b>   |                 |                |             | <b>MERCURY - Continued</b>                  |                 |                |             |
|                                      | <b>GRAND MARQUIS - Continued</b>   |                 |                |             | <b>LYNX - Continued</b>                     |                 |                |             |
|                                      | <b>1975 - Continued</b>  |                 |                |             | <b>1984</b>                                 |                 |                |             |
|                                      | <b>V-8 460 ENG. - Continued</b>  |                 |                |             | <b>4-CYL. 1.6 L ENG.</b>                    |                 |                |             |
| <b>SYSTEM &amp; COMPONENT IDENT.</b> | Pressure - Pump To Hydroboost; Hydroboost System W/O Skid Control...       | 80035           |                |             | Pressure - From Pump .....                  | 71193           |                |             |
|                                      | Pressure - Pump To Skid Control; Hydroboost System W/Skid Control .....    | 80160           |                |             | Pressure - To Gear .....                    | 80171           |                |             |
|                                      | Pressure - Skid Control To Hydroboost; Hydroboost System W/Skid Control... | 91869           |                |             | Return - To Pump .....                      |                 | ★24"           |             |
|                                      | Return - Cooler To Pump; Conventional System .....                         |                 | ★              |             | <b>4-CYL. 2.0 L DIESEL ENG.</b>             |                 |                |             |
|                                      | Return - Cooler To Pump; Hydroboost System W/O Skid Control; W/O Filter    |                 | ★21"           |             | Pressure - To Gear .....                    | 71276           |                | ★17"        |
| <b>PASS. CARS</b>                    | Return - Cooler To Pump; Hydroboost System W/Skid Control .....            |                 | ★28"           |             | Return - To Pump .....                      |                 |                |             |
|                                      | Return - From Gear; Conventional System .....                              | ✕80031          |                |             | <b>1983-1982</b>                            |                 |                |             |
|                                      | Return - Gear To Cooler; Hydroboost System W/Skid Control .....            | ✕80031          |                |             | <b>4-CYL. 1.6 L ENG.</b>                    |                 |                |             |
|                                      | Return - Hydroboost To Pump; Hydroboost System W/O Skid Control .....      |                 | ★37"           |             | Pressure - From Pump; Aug. 10 & Older ..... | 71165           |                |             |
| <b>LIGHT TRUCKS</b>                  | Return - Tee To Pump; Hydroboost System W/Skid Control .....               |                 | ★9"            |             | Pressure - From Pump; Aug. 11 & Newer ..... | 71193           |                |             |
|                                      |  |                 |                |             | Pressure - To Gear .....                    | 80171           |                | ★24"        |
|                                      |  |                 |                |             | Return - To Pump .....                      |                 |                | ★36"        |
|                                      | <b>LN7</b>   |                 |                |             | <b>1981</b>                                 |                 |                |             |
|                                      | <b>1983-1982</b>   |                 |                |             | <b>4-CYL. 1.6 L ENG.</b>                    |                 |                |             |
|                                      | <b>4-CYL. 1.6 L ENG.</b>   |                 |                |             | Pressure - From Pump .....                  | 71193           |                |             |
|                                      | Pressure - From Pump .....   | 71193           |                |             | Pressure - To Gear .....                    | 80171           |                |             |
|                                      | Pressure - To Gear .....   | 80171           |                | ★24"        | Return - To Pump .....                      |                 |                |             |
|                                      | Return - To Pump .....   |                 |                |             | <b>MARAUDER</b>                             |                 |                |             |
| <b>MEDIUM/HEAVY TRUCKS</b>           | <b>LYNX</b>  |                 |                |             | <b>1970</b>                                 |                 |                |             |
|                                      | <b>1987</b>  |                 |                |             | <b>V-8 390 ENG.; V-8 429 ENG.</b>           |                 |                |             |
|                                      | <b>4-CYL. 1.9 L ENG.</b>   |                 |                |             | Pressure .....                              | 70660           |                | ★20"        |
|                                      | Pressure - From Pump .....   | 70434           |                |             | Return - Cooler To Pump .....               |                 |                | ★25"        |
|                                      | Reservoir; Eng. VIN 9 .....  |                 | ✧              |             | Return - From Gear; W/Cooler .....          | ✕80114          |                | 39859       |
|                                      | Reservoir; Eng. VIN J .....  | 80163           |                |             |   |                 |                |             |
|                                      | Return; Eng. VIN 9 .....   |                 | ★20"           |             | <b>1969</b>                                 |                 |                |             |
|                                      | Return; Eng. VIN J .....   |                 | ★36"           |             | <b>V-8 390 ENG.; V-8 429 ENG.</b>           |                 |                |             |
|                                      |  |                 |                |             | Pressure; W/Ford Stg. Gear; ☆P .....        | 70648           |                |             |
|                                      |  |                 |                |             | Return - Cooler To Pump .....               |                 |                | ★10"        |
|                                      |  |                 |                |             | Return - From Gear; W/Cooler .....          | ✕80114          |                | ★31"        |
|                                      |  |                 |                |             | 39859                                       |                 |                |             |
|                                      |  |                 |                |             | <b>MARQUIS</b>                              |                 |                |             |
|                                      |  |                 |                |             | <b>1986</b>                                 |                 |                |             |
|                                      |  |                 |                |             | <b>4-CYL. 2.0 L DIESEL ENG.</b>             |                 |                |             |
|                                      |  |                 |                |             | Pressure - To Gear .....                    | 80059           |                |             |
|                                      |  |                 |                |             | Return - To Pump .....                      |                 | ★18"           |             |
|                                      |  |                 |                |             | <b>1986</b>                                 |                 |                |             |
|                                      |  |                 |                |             | <b>4-CYL. 1.9 L ENG.</b>                    |                 |                |             |
|                                      |  |                 |                |             | Pressure - From Pump .....                  | 71193           |                |             |
|                                      |  |                 |                |             | Pressure - To Gear .....                    | 80171           |                |             |
|                                      |  |                 |                |             | Reservoir .....                             |                 | ✧              |             |
|                                      |  |                 |                |             | Return - To Pump .....                      |                 | ★36"           |             |
|                                      |  |                 |                |             | <b>4-CYL. 2.0 L DIESEL ENG.</b>             |                 |                |             |
|                                      |  |                 |                |             | Pressure - To Gear .....                    | 71276           |                |             |
|                                      |  |                 |                |             | Return - To Pump .....                      |                 | ★17"           |             |
|                                      |  |                 |                |             | <b>1985</b>                                 |                 |                |             |
|                                      |  |                 |                |             | <b>4-CYL. 1.6 L ENG.; 4-CYL. 1.9 L ENG.</b> |                 |                |             |
|                                      |  |                 |                |             | Pressure - From Pump .....                  | 71193           |                |             |
|                                      |  |                 |                |             | Pressure - To Gear .....                    | 80171           |                |             |
|                                      |  |                 |                |             | Return - To Pump .....                      |                 | ★24"           |             |
|                                      |  |                 |                |             | <b>4-CYL. 2.0 L DIESEL ENG.</b>             |                 |                |             |
|                                      |  |                 |                |             | Pressure - To Gear .....                    | 71276           |                |             |
|                                      |  |                 |                |             | Return - To Pump .....                      |                 | ★17"           |             |

\* Cut From C.P.E. 3/8" I.D. Hose: 71350 (48"), 81352 (25').  
 † Cut From S.A.E. 11/32" I.D. Hose: 80062 (12"), 80063 (24"), 80064 (36"), 81353 (25').  
 ★ Cut From S.A.E. 3/8" I.D. Hose: 71224 (24"), 71236 (36"), 71206 (48"), 81206 (25'). May Also Use 3/8" C.P.E.  
 ✧ Cut From S.A.E. 5/8" I.D. Hose: 71351 (36").  
 □ Cut From 1/2" I.D. Suction Hose: 71296 (36"), 81354 (10').  
 ✦ Cut From 5/8" I.D. Suction Hose: 71207 (42"), 81355 (10').  
 ✨ Cut From 3/4" I.D. Suction Hose: 71297 (36"), 81356 (10').  
 ☆ See Page A14 For Pump or Gear Identification.

② Two Required.  
 ③ Three Required.  
 ④ Four Required.  
 ✕ Cut To Fit.  
 ✧ Replaces Both Upper and Lower Hose.  
 ▲ 252660 Adaptor Required For Some Models.  
 ✦ See Page A6 For Installation Procedure.

# Power Steering Hose for Passenger Cars

| Application  | Assembly Number | Multi-Use Hose | End Fitting | Application   | Assembly Number | Multi-Use Hose | End Fitting |
|--|-----------------|----------------|-------------|---|-----------------|----------------|-------------|
| <b>MERCURY - Continued</b>   |                 |                |             | <b>MERCURY - Continued</b>  |                 |                |             |
| <b>MARQUIS - Continued</b>   |                 |                |             | <b>MARQUIS - Continued</b>  |                 |                |             |
| <b>1986 - Continued</b>  |                 |                |             | <b>1983</b>   |                 |                |             |
| <b>V-6 3.8 L ENG. - Continued</b>  |                 |                |             | <b>4-CYL. 2.3 L ENG.</b>  |                 |                |             |
| Return; W/Factory Inst. A.C.; Exc. Canada.....                                     | ✕71116          | ★24"           |             | Pressure; W/H.D. Cool.....  | 71212           |                |             |
|  |                 |                |             | Pressure; W/Std. Cool.....  | 71180           |                |             |
|  |                 |                |             | Return; W/H.D. Cool.....  | ✕71116          | ★18"           |             |
|  |                 |                |             | Return; W/Std. Cool.....  | ✕71116          |                |             |
| <b>1985</b>  |                 |                |             | <b>6-CYL. 3.3 L ENG.</b>  |                 |                |             |
| <b>4-CYL. 2.3 L ENG.</b>   |                 |                |             | Pressure; W/H.D. Cool.....  |                 |                |             |
| Pressure; W/Fleet, Taxi, Trlr. Tow. Pkg.; Canada.....                              | 91886           |                |             | Pressure; W/Std. Cool.....  | 71180           |                |             |
| Pressure; W/O Fleet, Taxi, Trlr. Tow. Pkg.; Exc. Canada.....                       | 71180           |                |             | Return; W/H.D. Cool.....  | ✕71116          | ★14"           |             |
| Return; W/Fleet, Taxi, Trlr. Tow. Pkg.; Canada.....                                | ✕71116          |                |             | Return; W/Std. Cool.....  | ✕71116          |                |             |
| Return; W/O Fleet, Taxi, Trlr. Tow. Pkg.; Exc. Canada.....                         | ✕71116          | ★18"           |             | <b>V-6 3.8 L ENG.</b>   |                 |                |             |
| <b>V-6 3.8 L ENG.</b>  |                 |                |             | Pressure; Canada.....   |                 |                |             |
| Pressure; Canada.....  | 91504           |                |             | Pressure; W/A.C.; W/H.D. Cool.; Apr. 30 & Older; Exc. Canada.....   | 71212           |                |             |
| Pressure; W/Dealer Inst. A.C.; Exc. Canada.....                                    | 71180           |                |             | Pressure; W/A.C.; W/Std. Cool.; Apr. 30 & Older; Exc. Canada.....   | 71180           |                |             |
| Pressure; W/Factory Inst. A.C.; W/Fleet, Taxi, Trlr. Tow. Pkg.; Exc. Canada.....   | 91504           |                |             | Pressure; W/H.D. Cool.; May 1 & Newer; Exc. Canada.....             | 91504           |                |             |
| Pressure; W/Factory Inst. A.C.; W/O Fleet, Taxi, Trlr. Tow. Pkg.; Exc. Canada..... | 71235           |                |             | Pressure; W/O A.C.; W/H.D. Cool.; Apr. 30 & Older; Exc. Canada..... | 91504           |                |             |
| Return; Canada.....  | ✕71116          |                |             | Pressure; W/O A.C.; W/Std. Cool.; Apr. 30 & Older; Exc. Canada..... | 71235           |                |             |
| Return; W/Dealer Inst. A.C.; Exc. Canada.....                                      | ✕71116          |                |             | Pressure; W/Std. Cool.; May 1 & Newer; Exc. Canada.....             | 71235           |                |             |
| Return; W/Factory Inst. A.C.; Exc. Canada.....                                     | ✕71116          | ★24"           |             | Return; Canada.....   | ✕71116          | ★24"           |             |
| <b>V-8 5.0 L ENG. (CANADA)</b>   |                 |                |             | Return; W/H.D. Cool.; Exc. Canada.....                              |                 |                |             |
| Pressure; W/O Police Pkg.....  | 71180           |                |             | Return; W/Std. Cool.; May 1 & Newer; Exc. Canada.....               | ✕71116          | ★24"           |             |
| Pressure; W/Police Pkg.....  | 91886           |                |             | Return; W/Std. Cool.; W/A.C.; Apr. 30 & Older; Exc. Canada.....     | ✕71116          | ★18"           |             |
| Return; W/O Police Pkg.....  | ✕71116          | ★18"           |             | Return; W/Std. Cool.; W/O A.C.; Apr. 30 & Older; Exc. Canada.....   | ✕71116          | ★24"           |             |
| Return - Cooler To Pump.....   | ✕71116          | ★22"           |             | <b>1982</b>   |                 |                |             |
| <b>1984</b>  |                 |                |             | <b>V-8 4.2 L ENG.; V-8 5.0 L ENG.; V-8 5.8 L ENG. (CANADA)</b>      |                 |                |             |
| <b>4-CYL. 2.3 L ENG.</b>   |                 |                |             | Pressure.....   |                 |                |             |
| Pressure; W/Fleet, Taxi, Trlr. Tow. Pkg.; Canada.....                              | 91886           |                |             | Return; W/O Cooler.....   |                 | ★9"            |             |
| Pressure; W/O Fleet, Taxi, Trlr. Tow. Pkg.; Exc. Canada.....                       | 71180           |                |             | Return - Cooler To Pump.....  |                 | ★25"           |             |
| Return; W/Fleet, Taxi, Trlr. Tow. Pkg.; Canada.....                                | ✕71116          |                |             | Return - Gear To Cooler.....  |                 | ★13"           |             |
| Return; W/O Fleet, Taxi, Trlr. Tow. Pkg.; Exc. Canada.....                         | ✕71116          | ★18"           |             | <b>1981</b>   |                 |                |             |
| <b>V-6 3.8 L ENG.</b>  |                 |                |             | <b>V-8 4.2 L ENG.; V-8 5.0 L ENG.; V-8 5.8 L ENG.</b>               |                 |                |             |
| Pressure; Canada.....  | 91504           |                |             | Pressure.....   | 71044           |                |             |
| Pressure; W/Dealer Inst. A.C.; Exc. Canada.....                                    | 71180           |                |             | Return.....   | ✕70551          | ★20"           | 39135       |
| Pressure; W/Factory Inst. A.C.; W/Fleet, Taxi, Trlr. Tow. Pkg.; Exc. Canada.....   | 91504           |                |             | <b>1980</b>   |                 |                |             |
| Pressure; W/Factory Inst. A.C.; W/O Fleet, Taxi, Trlr. Tow. Pkg.; Exc. Canada..... | 71235           |                |             | <b>V-8 5.0 L ENG.; V-8 5.8 L ENG.</b>                               |                 |                |             |
| Return; Canada.....  | ✕71116          |                |             | Pressure.....   | 71044           |                |             |
| Return; W/Dealer Inst. A.C.; Exc. Canada.....                                      | ✕71116          |                |             | Return.....   | ✕70551          | ★20"           | 39135       |
| Return; W/Factory Inst. A.C.; Exc. Canada.....                                     | ✕71116          | ★24"           |             | <b>1979</b>   |                 |                |             |
| <b>1984</b>  |                 |                |             | <b>V-8 302 ENG.; V-8 351 ENG.</b>                                   |                 |                |             |
| <b>4-CYL. 2.3 L ENG.</b>   |                 |                |             | Pressure.....   |                 |                |             |
| Pressure; W/Fleet, Taxi, Trlr. Tow. Pkg.; Canada.....                              | 91886           |                |             | Return; W/Cooler.....   | ✕70551          | ★18"           | 39135       |
| Pressure; W/O Fleet, Taxi, Trlr. Tow. Pkg.; Exc. Canada.....                       | 71180           |                |             | Return; W/O Cooler.....   | ✕70518          | ★24"           | 39135       |
| Return; W/Fleet, Taxi, Trlr. Tow. Pkg.; Canada.....                                | ✕71116          |                |             | <b>1978</b>   |                 |                |             |
| Return; W/O Fleet, Taxi, Trlr. Tow. Pkg.; Exc. Canada.....                         | ✕71116          | ★18"           |             | <b>V-8 351 ENG.</b>   |                 |                |             |
| Return; W/Factory Inst. A.C.; Exc. Canada.....                                     | ✕71116          | ★24"           |             | Pressure; Conventional System; W/Ford P.S. Pump; W/O Cooler; ☆C     | 71009           |                |             |

\* Cut From C.P.E. 3/8" I.D. Hose: 71350 (48"), 81352 (25").  
 † Cut From S.A.E. 11/32" I.D. Hose: 80062 (12"), 80063 (24"), 80064 (36"), 81353 (25").  
 ★ Cut From S.A.E. 3/8" I.D. Hose: 71224 (24"), 71236 (36"), 71206 (48"), 81206 (25"). May Also Use 3/8" C.P.E.  
 ❖ Cut From S.A.E. 5/8" I.D. Hose: 71351 (36").  
 □ Cut From 1/2" I.D. Suction Hose: 71296 (36"), 81354 (10').  
 ❖ Cut From 5/8" I.D. Suction Hose: 71207 (42"), 81355 (10').  
 ✱ Cut From 3/4" I.D. Suction Hose: 71297 (36"), 81356 (10').  
 ☆ See Page A14 For Pump or Gear Identification.

② Two Required.  
 ③ Three Required.  
 ④ Four Required.  
 ✕ Cut To Fit.  
 ✱ Replaces Both Upper and Lower Hose.  
 ▲ 252660 Adaptor Required For Some Models.  
 ❖ See Page A6 For Installation Procedure.

SYSTEM PUMP & GEAR IDENT.

SYSTEM & COMPONENT IDENT.

PASS. CARS

LIGHT TRUCKS

MEDIUM/HEAVY TRUCKS

BUSES

HOSE NUMERICAL

REPAIR KITS

KIT NUMERICAL

ILLUSTRATIONS

# Power Steering Hose for Passenger Cars

|                                      | Application  | Assembly Number | Multi-Use Hose | End Fitting | Application   | Assembly Number | Multi-Use Hose | End Fitting |
|--------------------------------------|--|-----------------|----------------|-------------|---|-----------------|----------------|-------------|
| <b>SYSTEM PUMP &amp; GEAR IDENT.</b> | <b>MERCURY - Continued</b>   |                 |                |             | <b>MERCURY - Continued</b>  |                 |                |             |
| <b>SYSTEM &amp; COMPONENT IDENT.</b> | <b>MARQUIS - Continued</b>   |                 |                |             | <b>MARQUIS - Continued</b>  |                 |                |             |
| <b>PASS. CARS</b>                    | <b>1978 - Continued</b>  |                 |                |             | <b>1978 - Continued</b>   |                 |                |             |
|                                      | <b>V-8 351 ENG. - Continued</b>  |                 |                |             | <b>V-8 460 ENG. - Continued</b>   |                 |                |             |
|                                      | Pressure; Conventional System; W/Saginaw P.S. Pump; W/O Police Pkg.; ☆B.....           | 71010           |                |             | Pressure - Pump To Hydroboost; Hydroboost System W/O Skid Control; W/A.C.....   | 80134           |                |             |
|                                      | Pressure - Hydroboost To Gear; Hydroboost System W/O Skid Control.....                 | 71023           |                |             | Pressure - Pump To Hydroboost; Hydroboost System W/O Skid Control; W/O A.C..... | 70722           |                |             |
|                                      | Pressure - Pump To Hydroboost; Hydroboost System W/O Skid Control; W/Modified Eng..... | 91898           |                |             | Return; Conventional System; W/Ford P.S. Pump; W/Cooler; ☆C.....                |                 | ★71"           |             |
|                                      | Return; Conventional System; W/O Cooler.....   |                 | ★12"           |             | Return; Conventional System; W/Saginaw P.S. Pump; W/Cooler; ☆B.....             |                 | ★27"           |             |
|                                      | Return; Conventional System; W/Saginaw P.S. Pump; W/O Police Pkg.; ☆B.....             | ✕80154          | ★36"           | 39859       | Return; Hydroboost System W/O Skid Control; W/O Cooler.....                     | ✕80031          |                |             |
|                                      | Return; Hydroboost System W/O Skid Control; W/O Cooler.....                            | ✕80031          |                |             | Return - Cooler To Pump; Hydroboost System W/O Skid Control.....                |                 | ★              |             |
|                                      | Return - Cooler To Pump; Conventional System.....                                      |                 | ★31"           |             | Return - Gear To Cooler; Hydroboost System W/O Skid Control.....                | ✕80031          |                |             |
| <b>LIGHT TRUCKS</b>                  | Return - Cooler To Pump; Hydroboost System W/O Skid Control.....                       |                 | ★              |             | Return - Hydroboost To Pump; Hydroboost System W/O Skid Control.....            |                 | ★35"           |             |
|                                      | Return - Gear To Cooler; Conventional System.....                                      |                 | ★30"           |             |   |                 |                |             |
|                                      | Return - Gear To Cooler; Hydroboost System W/O Skid Control.....                       | ✕80031          |                |             |   |                 |                |             |
|                                      | Return - Hydroboost To Pump; Hydroboost System W/O Skid Control.....                   |                 | ★35"           |             |   |                 |                |             |
| <b>MEDIUM/HEAVY TRUCKS</b>           | <b>V-8 400 ENG.</b>  |                 |                |             | <b>1977</b>   |                 |                |             |
|                                      | Pressure; Conventional System; W/Ford P.S. Pump; W/O Cooler; ☆C.....                   | 71009           |                |             | <b>V-8 400 ENG.</b>   |                 |                |             |
|                                      | Pressure; Conventional System; W/Saginaw P.S. Pump; W/O Police Pkg.; ☆B.....           | 71010           |                |             | Pressure; Conventional System; W/O Police Pkg.; W/Ford P.S. Pump; ☆C.....       | 71324           |                |             |
|                                      | Pressure - Hydroboost To Gear; Hydroboost System W/O Skid Control.....                 | 71023           |                |             | Pressure; Conventional System; W/Saginaw P.S. Pump; ☆B.....                     | 71010           |                |             |
|                                      | Pressure - Pump To Hydroboost; Hydroboost System W/O Skid Control; W/O Police Pkg..... | 91568           |                |             | Pressure; Conventional System; W/Police Pkg.; W/O Adaptor Fitting At Pump.....  | 71324           |                |             |
| <b>BUSES</b>                         | Pressure - Pump To Hydroboost; Hydroboost System W/O Skid Control; W/Police Pkg.....   | 70722           |                |             | Pressure - Hydroboost To Gear; Hydroboost System W/O Skid Control.....          | 71023           |                |             |
|                                      | Return; Conventional System; W/O Cooler.....   |                 | ★12"           |             | Pressure - Pump To Hydroboost; Hydroboost System W/O Skid Control...            | 91898           |                |             |
|                                      | Return; Conventional System; W/Saginaw P.S. Pump; W/O Police Pkg.; ☆B.....             | ✕80154          | ★36"           | 39859       | Return; Conventional System; W/O Police Pkg.; W/Ford P.S. Pump; ☆C.....         | ✕80154          | ★36"           | 39859       |
|                                      | Return; Hydroboost System W/O Skid Control; W/O Cooler.....                            | ✕80031          |                |             | Return; Conventional System; W/O Police Pkg.; W/Saginaw P.S. Pump; ☆B.....      | ✕80154          | ★33"           | 39859       |
|                                      | Return - Cooler To Pump; Conventional System.....                                      |                 | ★31"           |             | Return; Conventional System; W/Police Pkg.; W/O Adaptor Fitting At Pump...      | ✕80031          |                |             |
|                                      | Return - Cooler To Pump; Hydroboost System W/O Skid Control.....                       |                 | ★              |             | Return; Hydroboost System W/O Skid Control; W/O Cooler.....                     | ✕80031          |                |             |
|                                      | Return - Gear To Cooler; Conventional System.....                                      |                 | ★30"           |             | Return - Cooler To Pump; Hydroboost System W/O Skid Control.....                |                 | ★              |             |
|                                      | Return - Gear To Cooler; Hydroboost System W/O Skid Control.....                       | ✕80031          |                |             | Return - Gear To Cooler; Hydroboost System W/O Skid Control.....                | ✕80031          |                |             |
|                                      | Return - Hydroboost To Pump; Hydroboost System W/O Skid Control.....                   |                 | ★35"           |             | Return - Hydroboost To Pump; Hydroboost System W/O Skid Control.....            |                 | ★35"           |             |
| <b>HOSE NUMERICAL</b>                | <b>V-8 460 ENG.</b>  |                 |                |             | <b>V-8 460 ENG.</b>   |                 |                |             |
|                                      | Pressure; Conventional System; W/O Police Pkg.; W/A.C.....                             | 70677           |                |             | Pressure; Conventional System; W/O Police Pkg.; W/A.C.....                      | 70677           |                |             |
|                                      | Pressure; Conventional System; W/O A.C.....  | 71010           |                |             | Pressure; Conventional System; W/O Police Pkg.; W/O A.C.....                    | 71010           |                |             |
|                                      | Pressure - Hydroboost To Gear; Hydroboost System W/O Skid Control.....                 | 71023           |                |             | Pressure; Conventional System; W/Police Pkg.; W/O Adaptor Fitting At Pump.....  | 80189           |                |             |
| <b>REPAIR KITS</b>                   |  |                 |                |             | Pressure - Hydroboost To Gear; Hydroboost System W/O Skid Control.....          | 71023           |                |             |
|                                      |  |                 |                |             | Pressure - Pump To Hydroboost; Hydroboost System W/O Skid Control; W/A.C.....   | 80134           |                |             |
| <b>KIT NUMERICAL</b>                 |  |                 |                |             |   |                 |                |             |

- \* Cut From C.P.E. 3/8" I.D. Hose: 71350 (48"), 81352 (25).
- † Cut From S.A.E. 11/32" I.D. Hose: 80062 (12"), 80063 (24"), 80064 (36"), 81353 (25).
- ★ Cut From S.A.E. 3/8" I.D. Hose: 71224 (24"), 71236 (36"), 71206 (48"), 81206 (25). May Also Use 3/8" C.P.E.
- ♣ Cut From S.A.E. 5/8" I.D. Hose: 71351 (36").
- Cut From 1/2" I.D. Suction Hose: 71296 (36"), 81354 (10').
- ♣ Cut From 5/8" I.D. Suction Hose: 71207 (42"), 81355 (10').
- ✱ Cut From 3/4" I.D. Suction Hose: 71297 (36"), 81356 (10').
- ☆ See Page A14 For Pump or Gear Identification.

- Ⓜ Two Required.
- Ⓝ Three Required.
- Ⓞ Four Required.
- ✕ Cut To Fit.
- Ⓢ Replaces Both Upper and Lower Hose.
- ▲ 252660 Adaptor Required For Some Models.
- ♣ See Page A6 For Installation Procedure.



# Power Steering Hose for Passenger Cars

|                                      | Application  | Assembly Number | Multi-Use Hose | End Fitting | Application  | Assembly Number | Multi-Use Hose | End Fitting |
|--------------------------------------|--|-----------------|----------------|-------------|--|-----------------|----------------|-------------|
| <b>SYSTEM PUMP &amp; GEAR IDENT.</b> | <b>MERCURY - Continued</b>   |                 |                |             | <b>MERCURY - Continued</b>                         |                 |                |             |
| <b>SYSTEM &amp; COMPONENT IDENT.</b> | <b>MARQUIS - Continued</b>   |                 |                |             | <b>MARQUIS - Continued</b>                         |                 |                |             |
| <b>PASS. CARS</b>                    | <b>1975 - Continued</b>  |                 |                |             | <b>1970</b>  |                 |                |             |
|                                      | <b>V-8 460 ENG. - Continued</b>  |                 |                |             | <b>V-8 390 ENG.; V-8 429 ENG.</b>                  |                 |                |             |
|                                      | Pressure - Pump To Hydroboost; Hydroboost System W/O Skid Control...       | 80035           |                |             | Pressure .....                                     | 70660           |                |             |
|                                      | Pressure - Pump To Skid Control; Hydroboost System W/Skid Control .....    | 80160           |                |             | Return - Cooler To Pump .....                      |                 | ★20"           |             |
|                                      | Pressure - Skid Control To Hydroboost; Hydroboost System W/Skid Control... | 91869           |                |             | Return - From Gear; W/Cooler.....                  | ≈80114          | ★25"           | 39859       |
|                                      | Return - Cooler To Pump; Conventional System.....                          |                 | ★              |             | <b>1969</b>  |                 |                |             |
|                                      | Return - Cooler To Pump; Hydroboost System W/O Skid Control; W/O Filter    |                 | ★21"           |             | <b>V-8 390 ENG.; V-8 428 ENG.; V-8 429 ENG.</b>    |                 |                |             |
|                                      | Return - Cooler To Pump; Hydroboost System W/Skid Control.....             |                 | ★28"           |             | Pressure; W/Ford Stg. Gear; ☆P.....                | 70648           |                |             |
|                                      | Return - From Gear; Conventional System.....                               | ≈80031          |                |             | Return - Cooler To Pump .....                      |                 | ★10"           |             |
|                                      | Return - Gear To Cooler; Hydroboost System W/Skid Control.....             | ≈80031          |                |             | Return - From Gear; W/Cooler.....                  | ≈80114          | ★31"           | 39859       |
|                                      | Return - Hydroboost To Pump; Hydroboost System W/O Skid Control .....      |                 | ★37"           |             | <b>1968</b>  |                 |                |             |
|                                      | Return - Tee To Pump; Hydroboost System W/Skid Control.....                |                 | ★9"            |             | <b>V-8 390 ENG.; V-8 428 ENG.</b>                  |                 |                |             |
|                                      |  |                 |                |             | Pressure; W/Ford Stg. Gear; ☆P.....                | 70648           |                |             |
|                                      |  |                 |                |             | Return - Cooler To Pump .....                      |                 | ★10"           |             |
|                                      |  |                 |                |             | Return - From Gear; W/Cooler.....                  | ≈80114          | ★31"           | 39859       |
| <b>LIGHT TRUCKS</b>                  | <b>1974</b>  |                 |                |             | <b>1967</b>  |                 |                |             |
|                                      | <b>V-8 400 ENG.</b>  |                 |                |             | <b>V-8 410 ENG.; V-8 427 ENG.; V-8 428 ENG.</b>    |                 |                |             |
|                                      | Pressure; W/Ford P.S. Pump; ☆C.....  | 91848           |                |             | Pressure .....                                     | 70648           |                |             |
|                                      | Pressure; W/Saginaw P.S. Pump; ☆B...                                       | 70677           |                |             | Return; W/A.C. ....                                | ≈70642          | ★              | 39859       |
|                                      | Return; W/Ford P.S. Pump; ☆C .....   | ≈80031          | ★42"           | 39859       | Return; W/O A.C. ....                              |                 | ★30"           | 39859       |
|                                      | Return; W/Saginaw P.S. Pump; ☆B .....                                      | ≈80031          |                |             | Return - Cooler To Pump .....                      |                 | ★10"           |             |
|                                      | Return - Cooler To Pump .....  |                 | ★28"           |             | <b>METEOR</b>                                      |                 |                |             |
|                                      |  |                 |                |             | <b>1963</b>  |                 |                |             |
|                                      |  |                 |                |             | <b>6-CYL. 170 ENG.; V-8 221 ENG.; V-8 260 ENG.</b> |                 |                |             |
|                                      |  |                 |                |             | Cyl.....   | Ⓣ70579          |                |             |
|                                      |  |                 |                |             | Return .....                                       | ≈80113          | ★              | 39860       |
|                                      |  |                 |                |             | <b>1962</b>  |                 |                |             |
|                                      |  |                 |                |             | <b>6-CYL. 170 ENG.; V-8 221 ENG.; V-8 260 ENG.</b> |                 |                |             |
|                                      |  |                 |                |             | Cyl.....   | Ⓣ70579          |                |             |
|                                      |  |                 |                |             | Return .....                                       | ≈80113          |                |             |
| <b>MEDIUM/HEAVY TRUCKS</b>           | <b>V-8 460 ENG.</b>  |                 |                |             | <b>MONARCH</b>                                     |                 |                |             |
|                                      | Pressure; W/A.C.; May 1 & Older.....                                       | 80189           |                |             | <b>1980</b>  |                 |                |             |
|                                      | Pressure; W/A.C.; May 2 & Newer .....                                      | 70677           |                |             | <b>1980</b>  |                 |                |             |
|                                      | Pressure; W/O A.C. ....  | 80189           |                |             | <b>6-CYL. 4.1 L ENG.</b>                           |                 |                |             |
|                                      | Return - Cooler To Pump .....  |                 | ★28"           |             | Cyl.....   | Ⓣ80028          |                |             |
|                                      | Return - From Gear; W/Cooler.....  | ≈80031          | ★42"           | 39859       | Pressure .....                                     | 71114           |                |             |
|                                      |  |                 |                |             | Return .....                                       | 80030           | ★              | 39114       |
|                                      |  |                 |                |             | <b>V-8 4.2 L ENG.; V-8 5.0 L ENG.</b>              |                 |                |             |
|                                      |  |                 |                |             | Cyl.....   | Ⓣ80028          |                |             |
|                                      |  |                 |                |             | Pressure - Control Valve End.....                  | 80029           |                |             |
|                                      |  |                 |                |             | Pressure - Pump End .....                          | 71081           |                |             |
|                                      |  |                 |                |             | Return - Control Valve End .....                   | Ⓣ70737          |                |             |
|                                      |  |                 |                |             | Return - Pump End.....                             |                 | ★30"           |             |
|                                      |  |                 |                |             | <b>1979</b>  |                 |                |             |
|                                      |  |                 |                |             | <b>6-CYL. 250 ENG.</b>                             |                 |                |             |
|                                      |  |                 |                |             | Cyl.....   | Ⓣ80028          |                |             |
|                                      |  |                 |                |             | Pressure .....                                     | 71045           |                |             |
|                                      |  |                 |                |             | Return .....                                       | 80030           | ★              | 39114       |
|                                      |  |                 |                |             | <b>V-8 302 ENG.</b>                                |                 |                |             |
|                                      |  |                 |                |             | Cyl.....   | Ⓣ80028          |                |             |
|                                      |  |                 |                |             | Pressure - Control Valve End.....                  | 80029           |                |             |
|                                      |  |                 |                |             | Pressure - Pump End; W/Ford P.S. Pump; ☆C.....     | 71014           |                |             |
|                                      |  |                 |                |             |  |                 |                |             |

|  |  |
|--|--|
| <p><b>ILLUSTRATIONS</b></p> <p>* Cut From C.P.E. 3/8" I.D. Hose: 71350 (48"), 81352 (25').</p> <p>† Cut From S.A.E. 11/32" I.D. Hose: 80062 (12"), 80063 (24"), 80064 (36"), 81353 (25').</p> <p>★ Cut From S.A.E. 3/8" I.D. Hose: 71224 (24"), 71236 (36"), 71206 (48"), 81206 (25'). May Also Use 3/8" C.P.E.</p> <p>♣ Cut From S.A.E. 5/8" I.D. Hose: 71351 (36').</p> <p>□ Cut From 1/2" I.D. Suction Hose: 71296 (36"), 81354 (10').</p> <p>♠ Cut From 5/8" I.D. Suction Hose: 71207 (42"), 81355 (10').</p> <p>✱ Cut From 3/4" I.D. Suction Hose: 71297 (36"), 81356 (10').</p> <p>☆ See Page A14 For Pump or Gear Identification.</p> | <p>Ⓣ Two Required.</p> <p>Ⓣ Three Required.</p> <p>Ⓣ Four Required.</p> <p>≈ Cut To Fit.</p> <p>Ⓣ Replaces Both Upper and Lower Hose.</p> <p>▲ 252660 Adaptor Required For Some Models.</p> <p>♣ See Page A6 For Installation Procedure.</p> |
|--|--|



# Power Steering Hose for Passenger Cars

| Application   | Assembly Number | Multi-Use Hose | End Fitting | Application   | Assembly Number | Multi-Use Hose | End Fitting |                                      |
|---|-----------------|----------------|-------------|---|-----------------|----------------|-------------|--------------------------------------|
| <b>MERCURY - Continued</b>                                      |                 |                |             | <b>MERCURY - Continued</b>  |                 |                |             | <b>SYSTEM PUMP &amp; GEAR IDENT.</b> |
| <b>MONARCH - Continued</b>                                      |                 |                |             | <b>MONARCH - Continued</b>  |                 |                |             |                                      |
| <b>1979 - Continued</b>   |                 |                |             | <b>1977 - Continued</b>   |                 |                |             | <b>SYSTEM &amp; COMPONENT IDENT.</b> |
| <b>V-8 302 ENG. - Continued</b>                                 |                 |                |             | <b>6-CYL. 200 ENG.; 6-CYL. 250 ENG. - Continued</b>   |                 |                |             |                                      |
| Pressure - Pump End; W/Saginaw P.S. Pump; ☆B.....               | 71062           |                |             | Pressure - Pump To Hydroboost (Hydroboost End).....   | 70724           |                |             |                                      |
| Return - Control Valve End.....                                 | ⊗70737          |                |             | Pressure - Pump To Hydroboost (Pump End).....   | 70721           |                |             |                                      |
| Return - Pump End.....  |                 | ★24"           |             | Return; Conventional System.....  | ⊖80030          |                |             |                                      |
| <b>1978</b>   |                 |                |             | Return - Control Valve To Filter; Hydroboost System.....  | ⊖80030          |                |             |                                      |
| <b>6-CYL. 250 ENG.</b>  |                 |                |             | Return - Filter To Pump; Hydroboost System.....   |                 | ★              |             |                                      |
| Cyl.; Conventional System.....                                  | ⊗80028          |                |             | Return - Hydroboost To Pump.....  |                 | ★              |             |                                      |
| Cyl.; Hydroboost System.....                                    | ⊗80028          |                |             | <b>V-8 302 ENG.; V-8 351 ENG.</b>   |                 |                |             |                                      |
| Pressure - Control Valve End; Conventional System.....          | 80029           |                |             | Cyl.; Conventional System.....  | ⊗80028          |                |             |                                      |
| Pressure - Hydroboost To Control Valve (Control Valve End)..... | 70723           |                |             | Cyl.; Hydroboost System.....  | ⊗80028          |                |             |                                      |
| Pressure - Hydroboost To Control Valve (Hydroboost End).....    | 80032           |                |             | Pressure - Control Valve End; Conventional System.....  | 80029           |                |             |                                      |
| Pressure - Pump End; Conventional System.....                   | 71013           |                |             | Pressure - Hydroboost To Control Valve (Control Valve End).....   | 70723           |                |             |                                      |
| Pressure - Pump To Hydroboost (Hydroboost End).....             | 70724           |                |             | Pressure - Hydroboost To Control Valve (Hydroboost End).....  | 80032           |                |             |                                      |
| Pressure - Pump To Hydroboost (Pump End).....                   | 71016           |                |             | Pressure - Pump End; Conventional System; W/A.C.....  | 71346           |                |             |                                      |
| Return - Control Valve End; Conventional System.....            | 80030           |                |             | Pressure - Pump End; Conventional System; W/O A.C.....  | 80149           |                |             |                                      |
| Return - Control Valve To Cooler; Hydroboost System.....        | ⊖80030          |                |             | Pressure - Pump To Hydroboost (Hydroboost End).....   | 70724           |                |             |                                      |
| Return - Cooler To Pump; Hydroboost System.....                 |                 | ★16"           |             | Pressure - Pump To Hydroboost (Pump End).....   | 70721           |                |             |                                      |
| Return - Hydroboost To Pump.....                                |                 | ★              |             | Return - Control Valve End; Conventional System.....  | ⊗70737          |                |             |                                      |
| Return - Pump End; Conventional System.....                     |                 | ★19"           |             | Return - Control Valve To Filter; Hydroboost System.....  | ⊖80030          |                |             |                                      |
| <b>V-8 302 ENG.</b>   |                 |                |             | Return - Filter To Pump; Hydroboost System.....   |                 | ★              |             |                                      |
| Cyl.; Conventional System.....                                  | ⊗80028          |                |             | Return - Hydroboost To Pump.....  |                 | ★              |             |                                      |
| Cyl.; Hydroboost System.....                                    | ⊗80028          |                |             | Return - Pump End; Conventional System.....   |                 | ★30"           |             |                                      |
| Pressure - Control Valve End; Conventional System.....          | 80029           |                |             | <b>1976</b>   |                 |                |             |                                      |
| Pressure - Hydroboost To Control Valve (Control Valve End)..... | 70723           |                |             | <b>6-CYL. 200 ENG.</b>  |                 |                |             |                                      |
| Pressure - Hydroboost To Control Valve (Hydroboost End).....    | 80032           |                |             | Cyl.; Conventional System.....  | ⊗70640          |                |             |                                      |
| Pressure - Pump End; Conventional System.....                   | 71014           |                |             | Cyl.; Hydroboost System W/O Skid Control; W/Flared Fitting.....   | ⊗70640          |                |             |                                      |
| Pressure - Pump To Hydroboost (Hydroboost End).....             | 70724           |                |             | Cyl.; Hydroboost System W/O Skid Control; W/O-Ring Fitting.....   | ⊗80028          |                |             |                                      |
| Pressure - Pump To Hydroboost (Pump End).....                   | 71015           |                |             | Cyl.; Hydroboost System W/Skid Control; W/Flared Fitting.....   | ⊗70640          |                |             |                                      |
| Return - Control Valve End; Conventional System.....            | ⊗70737          |                |             | Cyl.; Hydroboost System W/Skid Control; W/O-Ring Fitting.....   | ⊗80028          |                |             |                                      |
| Return - Control Valve To Cooler; Hydroboost System.....        | ⊖80030          |                |             | Pressure; Conventional System.....  | 80157           |                |             |                                      |
| Return - Cooler To Pump; Hydroboost System.....                 |                 | ★16"           |             | Pressure - Hydroboost To Control Valve (Control Valve End); Hydroboost System W/O Skid Control; W/O-Ring Fitting..... | 70723           |                |             |                                      |
| Return - Hydroboost To Pump.....                                |                 | ★              |             | Pressure - Pump End; Hydroboost System W/O Skid Control; W/Flared Fitting.....  | 70726           |                |             |                                      |
| Return - Pump End; Conventional System.....                     |                 | ★24"           |             | Pressure - Pump End; Hydroboost System W/O Skid Control; W/O-Ring Fitting.....  | 70721           |                |             |                                      |
| <b>1977</b>   |                 |                |             | Return; Conventional System.....  | ⊖80113          | ★              | 39860       |                                      |
| <b>6-CYL. 200 ENG.; 6-CYL. 250 ENG.</b>                         |                 |                |             | Return - Control Valve To Cooler; Hydroboost System W/O Skid Control; W/Flared Fitting.....                           | ⊖80113          | ★              | 39860       |                                      |
| Cyl.; Conventional System.....                                  | ⊗80028          |                |             | <b>REPAIR KITS</b>  |                 |                |             |                                      |
| Cyl.; Hydroboost System.....                                    | ⊗80028          |                |             |   |                 |                |             |                                      |
| Pressure; Conventional System.....                              | 80027           |                |             | <b>KIT NUMERICAL</b>  |                 |                |             |                                      |
| Pressure - Hydroboost To Control Valve (Control Valve End)..... | 70723           |                |             |   |                 |                |             |                                      |
| Pressure - Hydroboost To Control Valve (Hydroboost End).....    | 80032           |                |             | <b>ILLUSTRATIONS</b>  |                 |                |             |                                      |

\* Cut From C.P.E. 3/8" I.D. Hose: 71350 (48"), 81352 (25").  
 † Cut From S.A.E. 11/32" I.D. Hose: 80062 (12"), 80063 (24"), 80064 (36"), 81353 (25").  
 ★ Cut From S.A.E. 3/8" I.D. Hose: 71224 (24"), 71236 (36"), 71206 (48"), 81206 (25"). May Also Use 3/8" C.P.E.  
 ♣ Cut From S.A.E. 5/8" I.D. Hose: 71351 (36").  
 □ Cut From 1/2" I.D. Suction Hose: 71296 (36"), 81354 (10").  
 ♠ Cut From 5/8" I.D. Suction Hose: 71207 (42"), 81355 (10").  
 ✱ Cut From 3/4" I.D. Suction Hose: 71297 (36"), 81356 (10").  
 ☆ See Page A14 For Pump or Gear Identification.

⊗ Two Required.  
 ⊕ Three Required.  
 ⊖ Four Required.  
 ⊖ Cut To Fit.  
 ⊖ Replaces Both Upper and Lower Hose.  
 ▲ 252660 Adaptor Required For Some Models.  
 ♣ See Page A6 For Installation Procedure.



# Power Steering Hose for Passenger Cars

| Application   | Assembly Number | Multi-Use Hose | End Fitting | Application  | Assembly Number | Multi-Use Hose | End Fitting |
|---|-----------------|----------------|-------------|--|-----------------|----------------|-------------|
| <b>MERCURY - Continued</b>  |                 |                |             | <b>MERCURY - Continued</b>   |                 |                |             |
| <b>MONARCH - Continued</b>  |                 |                |             | <b>MONARCH - Continued</b>   |                 |                |             |
| <b>1975 - Continued</b>   |                 |                |             | <b>1975 - Continued</b>  |                 |                |             |
| <b>6-CYL. 200 ENG. - Continued</b>  |                 |                |             | <b>V-8 302 ENG. - Continued</b>  |                 |                |             |
| Pressure - Pump To Hydroboost (Pump End); Hydroboost System W/O Skid Control.....                         | 70726           |                |             | Pressure - Pump To Hydroboost (Pump End); Hydroboost System W/O Skid Control.....                          | 80034           |                |             |
| Pressure - Skid Control To Hydroboost (Hydroboost End); Hydroboost System W/Skid Control; Apr. 7 & Newer. | 80155           |                |             | Pressure - Skid Control To Hydroboost (Hydroboost End); Hydroboost System W/Skid Control; Apr. 6 & Older.. | 70721           |                |             |
| Return; Conventional System.....  | ✕80113          | ★              | 39860       | Pressure - Skid Control To Hydroboost (Hydroboost End); Hydroboost System W/Skid Control; Apr. 7 & Newer.  | 80155           |                |             |
| Return - Control Valve To Cooler; Hydroboost System W/O Skid Control...                                   | ✕80031          |                |             | Return; Conventional System; W/Flared Fitting.....   | 80159           |                |             |
| Return - Control Valve To Pump; Hydroboost System W/Skid Control.....                                     | ✕80113          | ★              | 39860       | Return; Conventional System; W/O-Ring Fitting.....   | ⊗70737          |                |             |
| Return - Cooler To Pump; Hydroboost System W/O Skid Control.....  |                 | ★              |             | Return - Control Valve To Cooler; Hydroboost System W/O Skid Control...                                    | ✕80031          |                |             |
| Return - Cooler To Pump; Hydroboost System W/Skid Control.....  |                 | ★              |             | Return - Control Valve To Cooler; Hydroboost System W/Skid Control.....                                    | ✕80031          |                |             |
| Return - Hydroboost To Pump; Hydroboost System W/O Skid Control.....                                      |                 | ★              |             | Return - Cooler To Pump; Hydroboost System W/O Skid Control.....   |                 | ★              |             |
| Return - Tee To Pump; Hydroboost System W/Skid Control.....   |                 | ★              |             | Return - Cooler To Pump; Hydroboost System W/Skid Control.....   |                 | ★              |             |
| <b>6-CYL. 250 ENG.</b>  |                 |                |             | <b>V-8 351 ENG.</b>  |                 |                |             |
| Cyl.....  | ⊗70640          |                |             | Cyl.....   | ⊗70640          |                |             |
| Pressure; Conventional System.....  | 80155           |                |             | Pressure - Control Valve End; Conventional System.....   | 70679           |                |             |
| Pressure - Control Valve End; Hydroboost System W/Skid Control.....                                       | 70679           |                |             | Pressure - Hydroboost To Control Valve (Control Valve End); Hydroboost System W/O Skid Control.....        | 70679           |                |             |
| Pressure - Hydroboost To Control Valve (Control Valve End); Hydroboost System W/O Skid Control.....       | 70679           |                |             | Pressure - Pump To Hydroboost (Pump End); Hydroboost System W/O Skid Control.....                          | 71345           |                |             |
| Pressure - Pump To Hydroboost (Pump End); Hydroboost System W/O Skid Control.....                         | 80155           |                |             | Pressure - Pump To Hydroboost (Pump End); Hydroboost System W/O Skid Control.....                          | 80155           |                |             |
| Pressure - Skid Control To Hydroboost (Hydroboost End); Hydroboost System W/Skid Control; Apr. 7 & Newer. | 80155           |                |             | Pressure - Skid Control To Hydroboost (Hydroboost End); Hydroboost System W/Skid Control; Apr. 6 & Older.. | 70721           |                |             |
| Return; Conventional System.....  | ✕80113          | ★              | 39860       | Pressure - Skid Control To Hydroboost (Hydroboost End); Hydroboost System W/Skid Control; Apr. 7 & Newer.  | 80155           |                |             |
| Return - Control Valve To Cooler; Hydroboost System W/O Skid Control...                                   | ✕80031          |                |             | Return; Conventional System; W/Flared Fitting.....   | 80159           |                |             |
| Return - Control Valve To Pump; Hydroboost System W/Skid Control.....                                     | ✕80113          | ★              | 39860       | Return; Conventional System; W/O-Ring Fitting.....   | ⊗70737          |                |             |
| Return - Cooler To Pump; Hydroboost System W/O Skid Control.....  |                 | ★              |             | Return - Control Valve To Cooler; Hydroboost System W/O Skid Control...                                    | ✕80031          |                |             |
| Return - Cooler To Pump; Hydroboost System W/Skid Control.....  |                 | ★              |             | Return - Control Valve To Cooler; Hydroboost System W/Skid Control.....                                    | ✕80031          |                |             |
| Return - Hydroboost To Pump; Hydroboost System W/O Skid Control.....                                      |                 | ★              |             | Return - Cooler To Pump; Hydroboost System W/O Skid Control.....   |                 | ★              |             |
| Return - Tee To Pump; Hydroboost System W/Skid Control.....   |                 | ★              |             | Return - Cooler To Pump; Hydroboost System W/Skid Control.....   |                 | ★              |             |
| <b>V-8 302 ENG.</b>   |                 |                |             | <b>REPAIR KITS</b>   |                 |                |             |
| Cyl.....  | ⊗70640          |                |             |  |                 |                |             |
| Pressure - Control Valve End; Conventional System.....  | 70679           |                |             |  |                 |                |             |
| Pressure - Hydroboost To Control Valve (Control Valve End); Hydroboost System W/O Skid Control.....       | 70679           |                |             |  |                 |                |             |
| Pressure - Pump End; Conventional System; Feb. 17 & Older.....  | 71345           |                |             |  |                 |                |             |
| Pressure - Pump End; Conventional System; Feb. 18 & Newer.....  | 70682           |                |             |  |                 |                |             |
| Pressure - Pump To Hydroboost (Hydroboost End); Hydroboost System W/O Skid Control.....                   | 80155           |                |             |  |                 |                |             |

\* Cut From C.P.E. 3/8" I.D. Hose: 71350 (48"), 81352 (25").  
 † Cut From S.A.E. 11/32" I.D. Hose: 80062 (12"), 80063 (24"), 80064 (36"), 81353 (25").  
 ★ Cut From S.A.E. 3/8" I.D. Hose: 71224 (24"), 71236 (36"), 71206 (48"), 81206 (25"). May Also Use 3/8" C.P.E.  
 ❖ Cut From S.A.E. 5/8" I.D. Hose: 71351 (36").  
 □ Cut From 1/2" I.D. Suction Hose: 71296 (36"), 81354 (10').  
 ❖ Cut From 5/8" I.D. Suction Hose: 71207 (42"), 81355 (10').  
 ✱ Cut From 3/4" I.D. Suction Hose: 71297 (36"), 81356 (10').  
 ☆ See Page A14 For Pump or Gear Identification.

⊗ Two Required.  
 ⊕ Three Required.  
 ⊙ Four Required.  
 ✕ Cut To Fit.  
 ⊗ Replaces Both Upper and Lower Hose.  
 ▲ 252660 Adaptor Required For Some Models.  
 ❖ See Page A6 For Installation Procedure.

**SYSTEM PUMP & GEAR IDENT.**

**SYSTEM & COMPONENT IDENT.**

**PASS. CARS**

**LIGHT TRUCKS**

**MEDIUM/HEAVY TRUCKS**

**BUSES**

**HOSE NUMERICAL**

**REPAIR KITS**

**KIT NUMERICAL**

**ILLUSTRATIONS**

# Power Steering Hose for Passenger Cars

|                                      | Application   | Assembly Number | Multi-Use Hose | End Fitting | Application   | Assembly Number | Multi-Use Hose | End Fitting |
|--------------------------------------|---|-----------------|----------------|-------------|---|-----------------|----------------|-------------|
| <b>SYSTEM PUMP &amp; GEAR IDENT.</b> | <b>MERCURY - Continued</b>                                    |                 |                |             | <b>MERCURY - Continued</b>                                    |                 |                |             |
|                                      | <b>MONTCLAIR</b>  |                 |                |             | <b>MONTEGO - Continued</b>                                    |                 |                |             |
|                                      | <b>1968</b>   |                 |                |             | <b>1974 - Continued</b>                                       |                 |                |             |
|                                      | <b>V-8 390 ENG.; V-8 428 ENG.</b>                             |                 |                |             | <b>V-8 460 ENG.</b>   |                 |                |             |
|                                      | Pressure; W/Ford Stg. Gear; ☆P.....                           | 70648           |                |             | Pressure; W/Ford Stg. Gear; ☆P.....                           | 71262           |                |             |
| <b>SYSTEM &amp; COMPONENT IDENT.</b> | Return; W/Ford Stg. Gear; ☆P.....                             | ≠80114          | ★31"           | 39859       | Pressure; W/Saginaw Stg. Gear; ☆N....                         | 70704           |                |             |
|                                      | Return - Cooler To Pump.....                                  |                 | ★10"           |             | Return - Cooler To Pump.....                                  |                 | ★18"           |             |
|                                      | <b>MONTCLAIRE</b>   |                 |                |             | Return - From Gear; W/Cooler.....                             |                 |                |             |
|                                      | <b>1967</b>   |                 |                |             | ≠80031  |                 |                |             |
|                                      | <b>V-8 390 ENG.; V-8 410 ENG.; V-8 427 ENG.; V-8 428 ENG.</b> |                 |                |             | <b>1973</b>   |                 |                |             |
|                                      | Pressure.....   | 70648           |                |             | <b>6-CYL. 250 ENG.</b>  |                 |                |             |
|                                      | Return; W/A.C.....  | ≠70642          | ★              | 39859       | Return.....   | ≠80031          | ★              | 39859       |
| <b>PASS. CARS</b>                    | Return; W/O A.C.....  |                 | ★30"           | 39859       | <b>V-8 302 ENG.; V-8 351 ENG.; V-8 400 ENG.</b>               |                 |                |             |
|                                      | Return - Cooler To Pump.....                                  |                 | ★10"           |             | Pressure; W/Ford Stg. Gear; ☆P.....                           | 70674           |                |             |
|                                      | <b>1966</b>   |                 |                |             | Pressure; W/Saginaw Stg. Gear; ☆N....                         | 70704           |                |             |
|                                      | <b>V-8 390 ENG.; V-8 410 ENG.; V-8 428 ENG.</b>               |                 |                |             | Return - Cooler To Pump.....                                  |                 | ★18"           |             |
|                                      | Pressure.....   | 70648           |                |             | Return - From Gear; W/Cooler.....                             | ≠80031          | ★21"           | 39859       |
|                                      | Return; W/A.C.....  | ≠70551          | ★25"           | 39859       | <b>1972</b>   |                 |                |             |
|                                      | Return; W/O A.C.....  | ≠70629          | ★25"           | 39859       | <b>6-CYL. 250 ENG.</b>  |                 |                |             |
|                                      | <b>1965</b>   |                 |                |             | Return.....   | ≠80031          | ★              | 39859       |
|                                      | <b>V-8 390 ENG.; V-8 410 ENG.; V-8 428 ENG.</b>               |                 |                |             | <b>V-8 302 ENG.; V-8 351 ENG.; V-8 400 ENG.; V-8 429 ENG.</b> |                 |                |             |
|                                      | Pressure; W/Ford Stg. Gear; ☆P.....                           | 70648           |                |             | Pressure; W/30" Hose.....                                     | 70674           |                |             |
| <b>LIGHT TRUCKS</b>                  | Return; W/A.C.....  | ≠70551          | ★25"           | 39859       | Pressure; W/35" Hose.....                                     | 71262           |                |             |
|                                      | Return; W/O A.C.....  | ≠70629          | ★25"           | 39859       | Return.....   | ≠80031          | ★21"           | 39859       |
|                                      | <b>1965</b>   |                 |                |             | <b>1971-1970</b>  |                 |                |             |
|                                      | <b>V-8 390 ENG.; V-8 427 ENG.</b>                             |                 |                |             | <b>6-CYL. 250 ENG.</b>  |                 |                |             |
|                                      | Pressure; W/Ford Stg. Gear; ☆P.....                           | 70648           |                |             | Cyl.....  | ②70640          |                |             |
|                                      | Return; W/A.C.....  | ≠70551          | ★25"           | 39859       | Pressure.....   | 70652           |                |             |
|                                      | Return; W/O A.C.....  | ≠70629          | ★25"           | 39859       | Return.....   | ≠80113          | ★              | 39860       |
|                                      | <b>1964</b>   |                 |                |             | <b>V-8 302 ENG.; V-8 351 ENG.</b>                             |                 |                |             |
|                                      | <b>V-8 390 ENG.; V-8 427 ENG.</b>                             |                 |                |             | Cyl.....  |                 |                |             |
|                                      | Cyl. - Right Turn.....  | 70579           |                |             | Pressure - Control Valve End.....                             | ②70640          |                |             |
|                                      | Pressure; W/O A.C.....  | 70612           |                |             | Pressure - Pump End.....                                      | 70679           |                |             |
|                                      | Return; W/O A.C.....  |                 | ★18"           |             | Pressure - Pump End.....                                      | 70692           |                |             |
|                                      | <b>MONTCLAIR</b>  |                 |                |             | Return - Pump End.....  |                 |                |             |
|                                      | <b>1976-1975</b>  |                 |                |             | ③70656  |                 |                |             |
|                                      | <b>V-8 351 ENG.</b>   |                 |                |             | <b>V-8 429 ENG.</b>   |                 |                |             |
|                                      | Pressure; W/Ford Stg. Gear;                                   |                 |                |             | Cyl.....  | ②70640          |                |             |
|                                      | W/Modified Eng.; W/O Police Pkg.;                             |                 |                |             | Pressure - Control Valve End.....                             | 70679           |                |             |
|                                      | ☆P.....   | 71262           |                |             | Pressure - Pump End.....                                      | 70692           |                |             |
|                                      | Pressure; W/Ford Stg. Gear;                                   |                 |                |             | Return - Pump End.....  | ③70656          |                |             |
|                                      | W/Windsor Eng.; W/O Police Pkg.;                              |                 |                |             | <b>1969</b>   |                 |                |             |
|                                      | ☆P.....   | 70674           |                |             | <b>6-CYL. 250 ENG.</b>  |                 |                |             |
|                                      | Pressure; W/Saginaw Stg. Gear; ☆N....                         | 70704           |                |             | Cyl.....  | ②70640          |                |             |
|                                      | Return - Cooler To Pump.....                                  |                 | ★18"           |             | Pressure.....   | 70652           |                |             |
|                                      | Return - From Gear; W/Cooler.....                             | ≠80031          | ★21"           | 39859       | Return.....   | ≠80113          | ★              | 39860       |
|                                      | <b>V-8 400 ENG.; V-8 460 ENG.</b>                             |                 |                |             | <b>V-8 302 ENG.; V-8 351 ENG.</b>                             |                 |                |             |
|                                      | Pressure; W/Ford Stg. Gear; W/O Po-                           |                 |                |             | Cyl.....  | ②70640          |                |             |
|                                      | lice Pkg.; ☆P.....  | 71262           |                |             | Pressure - Control Valve End.....                             | 70679           |                |             |
|                                      | Pressure; W/Saginaw Stg. Gear; ☆N....                         | 70704           |                |             | Return; W/O Cooler.....                                       | ③70656          |                |             |
|                                      | Return - Cooler To Pump.....                                  |                 | ★18"           |             | Return - Control Valve To Cooler.....                         | ≠80113          | ★              | 39860       |
|                                      | Return - From Gear; W/Cooler.....                             | ≠80031          | ★21"           | 39859       | Return - Cooler To Pump.....                                  |                 | ★44"           |             |
|                                      | <b>1974</b>   |                 |                |             | <b>V-8 390 ENG.; V-8 428 ENG.</b>                             |                 |                |             |
|                                      | <b>6-CYL. 250 ENG.</b>  |                 |                |             | Cyl.....  |                 |                |             |
|                                      | Return.....   | ≠80031          | ★              | 39859       | Return; W/O A.C.....  | ③70656          |                |             |
|                                      | <b>V-8 302 ENG.; V-8 351 ENG.; V-8 400 ENG.</b>               |                 |                |             | <b>1969</b>   |                 |                |             |
|                                      | Pressure; W/Ford Stg. Gear; ☆P.....                           | 70674           |                |             | <b>6-CYL. 250 ENG.</b>  |                 |                |             |
|                                      | Pressure; W/Saginaw Stg. Gear; ☆N....                         | 70704           |                |             | Cyl.....  | ②70640          |                |             |
|                                      | Return - Cooler To Pump.....                                  |                 | ★18"           |             | Pressure.....   | 70652           |                |             |
|                                      | Return - From Gear; W/Cooler.....                             | ≠80031          | ★21"           | 39859       | Return.....   | ≠80113          | ★              | 39860       |

\* Cut From C.P.E. 3/8" I.D. Hose: 71350 (48"), 81352 (25").  
 † Cut From S.A.E. 11/32" I.D. Hose: 80062 (12"), 80063 (24"), 80064 (36"), 81353 (25").  
 ★ Cut From S.A.E. 3/8" I.D. Hose: 71224 (24"), 71236 (36"), 71206 (48"), 81206 (25"). May Also Use 3/8" C.P.E.  
 † Cut From S.A.E. 5/8" I.D. Hose: 71351 (36").  
 □ Cut From 1/2" I.D. Suction Hose: 71296 (36"), 81354 (10").  
 † Cut From 5/8" I.D. Suction Hose: 71207 (42"), 81355 (10").  
 \* Cut From 3/4" I.D. Suction Hose: 71297 (36"), 81356 (10").  
 ☆ See Page A14 For Pump or Gear Identification.

② Two Required.  
 ③ Three Required.  
 ④ Four Required.  
 ≠ Cut To Fit.  
 \* Replaces Both Upper and Lower Hose.  
 ▲ 252660 Adaptor Required For Some Models.  
 † See Page A6 For Installation Procedure.



# Power Steering Hose for Passenger Cars

| Application                                     | Assembly Number | Multi-Use Hose | End Fitting | Application   | Assembly Number | Multi-Use Hose | End Fitting |                                      |
|---|-----------------|----------------|-------------|---|-----------------|----------------|-------------|--------------------------------------|
| <b>MERCURY - Continued</b>                      |                 |                |             | <b>MERCURY - Continued</b>                                    |                 |                |             | <b>SYSTEM PUMP &amp; GEAR IDENT.</b> |
| <b>MONTEGO - Continued</b>                      |                 |                |             | <b>MONTEREY - Continued</b>                                   |                 |                |             |                                      |
| <b>1968</b>                                     |                 |                |             | <b>1969</b>   |                 |                |             | <b>SYSTEM &amp; COMPONENT IDENT.</b> |
| <b>6-CYL. 200 ENG.</b>                          |                 |                |             | <b>V-8 390 ENG.; V-8 428 ENG.; V-8 429 ENG.</b>               |                 |                |             |                                      |
| Cyl.....  | ②70640          |                |             | Pressure; W/Ford Stg. Gear; ☆P.....                           | 70648           |                |             |                                      |
| Pressure.....                                   | 70652           |                |             | Return; W/Ford Stg. Gear; ☆P.....                             | ③<80114         | ★31"           | 39859       |                                      |
| Return.....                                     | ③<80113         | ★              | 39860       | Return - Cooler To Pump.....                                  |                 | ★10"           |             |                                      |
| <b>V-8 302 ENG.</b>                             |                 |                |             | <b>1968</b>   |                 |                |             | <b>PASS. CARS</b>                    |
| Cyl.....  | ②70640          |                |             | <b>V-8 390 ENG.; V-8 428 ENG.</b>                             |                 |                |             |                                      |
| Pressure.....                                   | 70653           |                |             | Pressure; W/Ford Stg. Gear; ☆P.....                           | 70648           |                |             |                                      |
| Return.....                                     | ③<80113         | ★              | 39860       | Return; W/Ford Stg. Gear; ☆P.....                             | ③<80114         | ★31"           | 39859       |                                      |
| <b>V-8 390 ENG.; V-8 427 ENG.; V-8 428 ENG.</b> |                 |                |             | <b>Return - Cooler To Pump.....</b>                           |                 |                |             |                                      |
| Cyl.....  | ②70640          |                |             |   |                 | ★10"           |             |                                      |
| Return; W/O A.C.....                            | ③70656          |                |             | <b>1967</b>   |                 |                |             |                                      |
| <b>MONTEREY</b>                                 |                 |                |             | <b>V-8 390 ENG.; V-8 410 ENG.; V-8 427 ENG.; V-8 428 ENG.</b> |                 |                |             | <b>LIGHT TRUCKS</b>                  |
| <b>1974</b>                                     |                 |                |             | <b>Pressure.....</b>  |                 |                |             |                                      |
| <b>V-8 400 ENG.</b>                             |                 |                |             | <b>Return; W/A.C.....</b>                                     |                 |                |             |                                      |
| Pressure; W/Ford P.S. Pump; ☆C.....             | 91848           |                |             | Return; W/O A.C.....  | ③<70642         | ★              | 39859       |                                      |
| Pressure; W/Saginaw P.S. Pump; ☆B...            | 70677           |                |             | Return - Cooler To Pump.....                                  |                 | ★30"           | 39859       |                                      |
| Return - Cooler To Pump.....                    |                 | ★28"           |             | Return - Cooler To Pump.....                                  |                 | ★10"           |             |                                      |
| Return - From Gear; W/Cooler.....               | ③<80031         | ★42"           | 39859       | <b>1966</b>   |                 |                |             |                                      |
| <b>V-8 460 ENG.</b>                             |                 |                |             | <b>V-8 390 ENG.; V-8 410 ENG.; V-8 428 ENG.</b>               |                 |                |             | <b>MEDIUM/HEAVY TRUCKS</b>           |
| Pressure; W/A.C.; May 1 & Older.....            | 80189           |                |             | Pressure; W/Ford Stg. Gear; ☆P.....                           | 70648           |                |             |                                      |
| Pressure; W/A.C.; May 2 & Newer.....            | 70677           |                |             | Return; W/A.C.; W/Ford Stg. Gear; ☆P.                         | ③<70551         | ★25"           | 39859       |                                      |
| Pressure; W/O A.C.....                          | 80189           |                |             | Return; W/O A.C.; W/Ford Stg. Gear;                           |                 |                |             |                                      |
| Return - Cooler To Pump.....                    |                 | ★28"           |             | ☆P.....   | ③<70629         | ★25"           | 39859       |                                      |
| Return - From Gear; W/Cooler.....               | ③<80031         | ★42"           | 39859       | <b>1965</b>   |                 |                |             |                                      |
| <b>1973</b>                                     |                 |                |             | <b>V-8 390 ENG.; V-8 427 ENG.</b>                             |                 |                |             | <b>BUSES</b>                         |
| <b>V-8 351 ENG.; V-8 400 ENG.</b>               |                 |                |             | <b>Pressure; W/Ford Stg. Gear; ☆P.....</b>                    |                 |                |             |                                      |
| Pressure; W/Ford P.S. Pump; ☆C.....             | 91848           |                |             | Return; W/A.C.; W/Ford Stg. Gear; ☆P.                         | ③<70551         | ★25"           | 39859       |                                      |
| Pressure; W/Saginaw P.S. Pump; ☆B...            | 70677           |                |             | Return; W/O A.C.; W/Ford Stg. Gear;                           |                 |                |             |                                      |
| Return - Cooler To Pump.....                    |                 | ★28"           |             | ☆P.....   | ③<70629         | ★25"           | 39859       |                                      |
| Return - From Gear; W/Cooler.....               | ③<80031         | ★42"           | 39859       | <b>1964</b>   |                 |                |             |                                      |
| <b>V-8 429 ENG.; V-8 460 ENG.</b>               |                 |                |             | <b>V-8 390 ENG.; V-8 427 ENG.</b>                             |                 |                |             | <b>HOSE NUMERICAL</b>                |
| Pressure; W/A.C.....                            | 80189           |                |             | Cyl. - Right Turn.....  | 70579           |                |             |                                      |
| Pressure; W/O A.C.....                          | 80189           |                |             | Pressure; W/O A.C.....  | 70612           |                |             |                                      |
| Return - Cooler To Pump.....                    |                 | ★28"           |             | Return.....   |                 | ★18"           |             |                                      |
| Return - From Gear; W/Cooler.....               | ③<80031         | ★42"           | 39859       | <b>1963</b>   |                 |                |             |                                      |
| <b>1972</b>                                     |                 |                |             | <b>V-8 390 ENG.; V-8 406 ENG.</b>                             |                 |                |             | <b>REPAIR KITS</b>                   |
| <b>V-8 351 ENG.; V-8 400 ENG.; V-8 429 ENG.</b> |                 |                |             | <b>Pressure.....</b>  |                 |                |             |                                      |
| Pressure; Mar. 13 & Older.....                  | 71262           |                |             | Return.....   |                 | ★18"           |             |                                      |
| Pressure; Mar. 14 & Newer.....                  | 91848           |                |             | <b>V-8 427 ENG.</b>   |                 |                |             |                                      |
| Return - Cooler To Pump.....                    |                 | ★26"           |             | Return.....   |                 | ★18"           |             |                                      |
| Return - From Gear; W/Cooler.....               | ③<80031         | ★26"           | 39859       | <b>MYSTIQUE</b>   |                 |                |             |                                      |
| <b>1971</b>                                     |                 |                |             | <b>1995</b>   |                 |                |             | <b>KIT NUMERICAL</b>                 |
| <b>V-8 351 ENG.; V-8 400 ENG.; V-8 429 ENG.</b> |                 |                |             | <b>4-CYL. 2.0 L ENG.</b>                                      |                 |                |             |                                      |
| Pressure.....                                   | 70660           |                |             | Pressure.....   | 91837           |                |             |                                      |
| Return - Cooler To Pump.....                    |                 | ★20"           |             | Return - Cooler To Pipe.....                                  |                 | ★19"           |             |                                      |
| Return - From Gear; W/Cooler.....               | ③<80114         | ★25"           | 39859       | Return - Gear To Cooler.....                                  |                 | ★19"           |             |                                      |
| <b>1970</b>                                     |                 |                |             | <b>Return - To Reservoir; W/Cooler.....</b>                   |                 |                |             | <b>ILLUSTRATIONS</b>                 |
| <b>V-8 390 ENG.; V-8 429 ENG.</b>               |                 |                |             | <b>Pressure.....</b>  |                 |                |             |                                      |
| Pressure.....                                   | 70660           |                |             | Return - Cooler To Pipe.....                                  | 91838           | ★19"           |             |                                      |
| Return - Cooler To Pump.....                    |                 | ★20"           |             | Return - Gear To Cooler.....                                  |                 | ★19"           |             |                                      |
| Return - From Gear; W/Cooler.....               | ③<80114         | ★25"           | 39859       | Return - To Reservoir; W/Cooler.....                          | 91839           |                |             |                                      |

\* Cut From C.P.E. 3/8" I.D. Hose: 71350 (48"), 81352 (25").  
 † Cut From S.A.E. 11/32" I.D. Hose: 80062 (12"), 80063 (24"), 80064 (36"), 81353 (25").  
 ★ Cut From S.A.E. 3/8" I.D. Hose: 71224 (24"), 71236 (36"), 71206 (48"), 81206 (25"). May Also Use 3/8" C.P.E.  
 ♣ Cut From S.A.E. 5/8" I.D. Hose: 71351 (36").  
 □ Cut From 1/2" I.D. Suction Hose: 71296 (36"), 81354 (10').  
 ♠ Cut From 5/8" I.D. Suction Hose: 71207 (42"), 81355 (10').  
 ✱ Cut From 3/4" I.D. Suction Hose: 71297 (36"), 81356 (10').  
 ☆ See Page A14 For Pump or Gear Identification.

② Two Required.  
 ③ Three Required.  
 ④ Four Required.  
 ⑤ Cut To Fit.  
 ♣ Replaces Both Upper and Lower Hose.  
 ▲ 252660 Adaptor Required For Some Models.  
 ♣ See Page A6 For Installation Procedure.



# Power Steering Hose for Passenger Cars

|                                      | Application   | Assembly Number | Multi-Use Hose | End Fitting | Application   | Assembly Number | Multi-Use Hose | End Fitting |
|--------------------------------------|---|-----------------|----------------|-------------|---|-----------------|----------------|-------------|
| <b>SYSTEM PUMP &amp; GEAR IDENT.</b> | <b>MERCURY - Continued</b>  |                 |                |             | <b>MERCURY - Continued</b>  |                 |                |             |
|                                      | <b>PARK LANE</b>  |                 |                |             | <b>SABLE - Continued</b>  |                 |                |             |
|                                      | <b>1968</b>   |                 |                |             | <b>1993 - Continued</b>   |                 |                |             |
|                                      | <b>V-8 390 ENG.; V-8 428 ENG.</b>   |                 |                |             | <b>V-6 3.0 L ENG. - Continued</b>   |                 |                |             |
|                                      | Pressure; W/Ford Stg. Gear; ☆P.....   | 70648           |                |             | Pressure; OEM Type Hose Assy.;  |                 |                |             |
| <b>SYSTEM &amp; COMPONENT IDENT.</b> | Return; W/Ford Stg. Gear; ☆P.....   | ≠80114          | ★31"           | 39859       | W/Switch Port.....  | 91738           |                |             |
|                                      | Return - Cooler To Pump.....  |                 | ★10"           |             | Return; W/O Variable Assist.....  | 91914           |                |             |
|                                      | <b>1967</b>   |                 |                |             | Return; W/Variable Assist; Pressure fitting of pump is equipped with an electronic sender on vehicles with variable assist.....   |                 |                |             |
|                                      | <b>V-8 410 ENG.; V-8 427 ENG.; V-8 428 ENG.</b>   |                 |                |             |   |                 |                |             |
|                                      | Pressure.....   | 70648           |                |             |   | 91777           |                |             |
|                                      | Return; W/A.C.....  | ≠70642          | ★              | 39859       | <b>V-6 3.8 L ENG.</b>   |                 |                |             |
|                                      | Return; W/O A.C.....  |                 | ★30"           | 39859       | Pressure; Easy Fit Hose Assy.; W/O  |                 |                |             |
| <b>PASS. CARS</b>                    | Return - Cooler To Pump.....  |                 | ★10"           |             | Switch Port.....  |                 |                |             |
|                                      | <b>1966</b>   |                 |                |             | Pressure; Easy Fit Hose Assy.;  |                 |                |             |
|                                      | <b>V-8 390 ENG.; V-8 410 ENG.; V-8 428 ENG.</b>   |                 |                |             | W/Switch Port.....  |                 |                |             |
|                                      | Pressure; W/Ford Stg. Gear; ☆P.....   | 70648           |                |             | Pressure; OEM Type Hose Assy.; W/O  |                 |                |             |
|                                      | Return; W/A.C.; W/Ford Stg. Gear; ☆P.....   | ≠70551          | ★25"           | 39859       | Switch Port.....  |                 |                |             |
|                                      | Return; W/O A.C.; W/Ford Stg. Gear; ☆P.....   | ≠70629          | ★25"           | 39859       | Pressure; OEM Type Hose Assy.;  |                 |                |             |
|                                      |   |                 |                |             | W/Switch Port.....  |                 |                |             |
|                                      |   |                 |                |             | Return; W/O Cooler.....   |                 |                |             |
|                                      |   |                 |                |             | Return - Cooler To Reservoir.....   |                 |                |             |
|                                      |   |                 |                |             | Return - Gear To Cooler.....  |                 |                |             |
| <b>LIGHT TRUCKS</b>                  | <b>1965</b>   |                 |                |             | <b>1992</b>   |                 |                |             |
|                                      | <b>V-8 390 ENG.; V-8 427 ENG.</b>   |                 |                |             | <b>V-6 3.0 L ENG.</b>   |                 |                |             |
|                                      | Pressure; W/Ford Stg. Gear; ☆P.....   | 70648           |                |             | Pressure; Easy Fit Hose Assy.; W/O  |                 |                |             |
|                                      | Return; W/A.C.; W/Ford Stg. Gear; ☆P.....   | ≠70551          | ★25"           | 39859       | Switch Port.....  |                 |                |             |
|                                      | Return; W/O A.C.; W/Ford Stg. Gear; ☆P.....   | ≠70629          | ★25"           | 39859       | Pressure; Easy Fit Hose Assy.;  |                 |                |             |
|                                      |   |                 |                |             | W/Switch Port.....  |                 |                |             |
|                                      |   |                 |                |             | Pressure; OEM Type Hose Assy. ....  |                 |                |             |
|                                      |   |                 |                |             | Return.....   |                 |                |             |
| <b>MEDIUM/HEAVY TRUCKS</b>           | <b>1964</b>   |                 |                |             | <b>V-6 3.8 L ENG.</b>   |                 |                |             |
|                                      | <b>V-8 390 ENG.; V-8 427 ENG.</b>   |                 |                |             | Pressure; Easy Fit Hose Assy.; W/O  |                 |                |             |
|                                      | Cyl. - Right Turn.....  | 70579           |                |             | Switch Port.....  |                 |                |             |
|                                      | Pressure; W/O A.C.....  | 70612           |                |             | Pressure; Easy Fit Hose Assy.;  |                 |                |             |
|                                      | Return.....   |                 | ★18"           |             | W/Switch Port.....  |                 |                |             |
|                                      |   |                 |                |             | Pressure; OEM Type Hose Assy. ....  |                 |                |             |
|                                      |   |                 |                |             | Return.....   |                 |                |             |
| <b>BUSES</b>                         | <b>SABLE</b>  |                 |                |             | <b>1991</b>   |                 |                |             |
|                                      | <b>1995-1994</b>  |                 |                |             | <b>V-6 3.0 L ENG.</b>   |                 |                |             |
|                                      | <b>V-6 3.0 L ENG.</b>   |                 |                |             | Pressure; Easy Fit Hose Assy.; W/O  |                 |                |             |
|                                      | Pressure; Easy Fit Hose Assy.;  |                 |                |             | Switch Port.....  |                 |                |             |
|                                      | W/Switch Port.....  | 80335           |                |             | Pressure; Easy Fit Hose Assy.;  |                 |                |             |
|                                      | Pressure; OEM Type Hose Assy.;  |                 |                |             | W/Switch Port.....  |                 |                |             |
|                                      | W/Switch Port.....  | 91834           |                |             | Pressure; OEM Type Hose Assy.; W/O  |                 |                |             |
|                                      | Pressure; W/O Switch Port.....  | 91833           |                |             | Switch Port.....  |                 |                |             |
|                                      | Return - Cooler To Pump.....  | 80185           |                |             | Pressure; OEM Type Hose Assy.;  |                 |                |             |
|                                      | Return - Gear To Cooler.....  | 91882           |                |             | W/Switch Port.....  |                 |                |             |
|                                      |   |                 |                |             | Return; W/O Cooler.....   |                 |                |             |
|                                      |   |                 |                |             | Return - Cooler To Reservoir.....   |                 |                |             |
|                                      |   |                 |                |             | Return - Gear To Cooler.....  |                 |                |             |
| <b>HOSE NUMERICAL</b>                | <b>V-6 3.8 L ENG.</b>   |                 |                |             | <b>1991</b>   |                 |                |             |
|                                      | Pressure; Easy Fit Hose Assy.;  |                 |                |             | <b>V-6 3.0 L ENG.</b>   |                 |                |             |
|                                      | W/Switch Port.....  | 80335           |                |             | Pressure; Easy Fit Hose Assy.; W/O  |                 |                |             |
|                                      | Pressure; OEM Type Hose Assy.;  |                 |                |             | Switch Port.....  |                 |                |             |
|                                      | W/Switch Port.....  | 91834           |                |             | Pressure; Easy Fit Hose Assy.;  |                 |                |             |
|                                      | Pressure; W/O Switch Port.....  | 91833           |                |             | W/Switch Port.....  |                 |                |             |
|                                      | Return - Cooler To Pump.....  | 80185           |                |             | Pressure; OEM Type Hose Assy. ....  |                 |                |             |
|                                      | Return - Gear To Cooler.....  | 91882           |                |             | Return.....   |                 |                |             |
|                                      |   |                 |                |             | <b>V-6 3.8 L ENG.</b>   |                 |                |             |
|                                      |   |                 |                |             | Pressure; Easy Fit Hose Assy.; W/O  |                 |                |             |
|                                      |   |                 |                |             | Switch Port.....  |                 |                |             |
|                                      |   |                 |                |             | Pressure; Easy Fit Hose Assy.;  |                 |                |             |
|                                      |   |                 |                |             | W/Switch Port.....  |                 |                |             |
|                                      |   |                 |                |             | Pressure; OEM Type Hose Assy. ....  |                 |                |             |
|                                      |   |                 |                |             | Return.....   |                 |                |             |
|                                      |   |                 |                |             | <b>V-6 3.8 L ENG.</b>   |                 |                |             |
|                                      |   |                 |                |             | Pressure; Easy Fit Hose Assy.; W/O  |                 |                |             |
|                                      |   |                 |                |             | Switch Port.....  |                 |                |             |
|                                      |   |                 |                |             | Pressure; Easy Fit Hose Assy.;  |                 |                |             |
|                                      |   |                 |                |             | W/Switch Port.....  |                 |                |             |
|                                      |   |                 |                |             | Pressure; OEM Type Hose Assy. ....  |                 |                |             |
|                                      |   |                 |                |             | Return; W/O Cooler.....   |                 |                |             |
|                                      |   |                 |                |             | Return - Cooler To Reservoir.....   |                 |                |             |
|                                      |   |                 |                |             | Return - Gear To Cooler.....  |                 |                |             |
| <b>REPAIR KITS</b>                   | <b>1993</b>   |                 |                |             | <b>1991</b>   |                 |                |             |
|                                      | <b>V-6 3.0 L ENG.</b>   |                 |                |             | <b>V-6 3.0 L ENG.</b>   |                 |                |             |
|                                      | Pressure; Easy Fit Hose Assy.; W/O  |                 |                |             | Pressure; Easy Fit Hose Assy.; W/O  |                 |                |             |
|                                      | Switch Port.....  | 80334           |                |             | Switch Port.....  |                 |                |             |
|                                      | Pressure; Easy Fit Hose Assy.;  |                 |                |             | Pressure; OEM Type Hose Assy. ....  |                 |                |             |
|                                      | W/Switch Port.....  | 80335           |                |             | Return.....   |                 |                |             |
|                                      | Pressure; OEM Type Hose Assy.; W/O  |                 |                |             | <b>V-6 3.8 L ENG.</b>   |                 |                |             |
|                                      | Switch Port.....  | 91906           |                |             | Pressure; Easy Fit Hose Assy.; W/O  |                 |                |             |
|                                      |   |                 |                |             | Switch Port.....  |                 |                |             |
|                                      |   |                 |                |             | Pressure; Easy Fit Hose Assy.;  |                 |                |             |
|                                      |   |                 |                |             | W/Switch Port.....  |                 |                |             |
|                                      |   |                 |                |             | Pressure; OEM Type Hose Assy. ....  |                 |                |             |
|                                      |   |                 |                |             | Return; W/O Cooler.....   |                 |                |             |
|                                      |   |                 |                |             | Return - Cooler To Reservoir.....   |                 |                |             |
|                                      |   |                 |                |             | Return - Gear To Cooler.....  |                 |                |             |
| <b>KIT NUMERICAL</b>                 | <b>1993</b>   |                 |                |             | <b>1991</b>   |                 |                |             |
|                                      | <b>V-6 3.0 L ENG.</b>   |                 |                |             | <b>V-6 3.0 L ENG.</b>   |                 |                |             |
|                                      | Pressure; Easy Fit Hose Assy.; W/O  |                 |                |             | Pressure; Easy Fit Hose Assy.; W/O  |                 |                |             |
|                                      | Switch Port.....  | 80334           |                |             | Switch Port.....  |                 |                |             |
|                                      | Pressure; Easy Fit Hose Assy.;  |                 |                |             | Pressure; OEM Type Hose Assy. ....  |                 |                |             |
|                                      | W/Switch Port.....  | 80335           |                |             | Return.....   |                 |                |             |
|                                      | Pressure; OEM Type Hose Assy.; W/O  |                 |                |             | <b>V-6 3.8 L ENG.</b>   |                 |                |             |
|                                      | Switch Port.....  | 91906           |                |             | Pressure; Easy Fit Hose Assy.; W/O  |                 |                |             |
|                                      |   |                 |                |             | Switch Port.....  |                 |                |             |
|                                      |   |                 |                |             | Pressure; Easy Fit Hose Assy.;  |                 |                |             |
|                                      |   |                 |                |             | W/Switch Port.....  |                 |                |             |
|                                      |   |                 |                |             | Pressure; OEM Type Hose Assy. ....  |                 |                |             |
|                                      |   |                 |                |             | Return; W/O Cooler.....   |                 |                |             |
|                                      |   |                 |                |             | Return - Cooler To Reservoir.....   |                 |                |             |
|                                      |   |                 |                |             | Return - Gear To Cooler.....  |                 |                |             |
| <b>ILLUSTRATIONS</b>                 | * Cut From C.P.E. 3/8" I.D. Hose: 71350 (48"), 81352 (25").<br>† Cut From S.A.E. 11/32" I.D. Hose: 80062 (12"), 80063 (24"), 80064 (36"), 81353 (25").<br>★ Cut From S.A.E. 3/8" I.D. Hose: 71224 (24"), 71236 (36"), 71206 (48"), 81206 (25"). May Also Use 3/8" C.P.E.<br>♣ Cut From S.A.E. 5/8" I.D. Hose: 71351 (36").<br>□ Cut From 1/2" I.D. Suction Hose: 71296 (36"), 81354 (10').<br>♠ Cut From 5/8" I.D. Suction Hose: 71207 (42"), 81355 (10').<br>✱ Cut From 3/4" I.D. Suction Hose: 71297 (36"), 81356 (10').<br>☆ See Page A14 For Pump or Gear Identification. |                 |                |             | ② Two Required.<br>③ Three Required.<br>④ Four Required.<br>≠ Cut To Fit.<br>♣ Replaces Both Upper and Lower Hose.<br>▲ 252660 Adaptor Required For Some Models.<br>✱ See Page A6 For Installation Procedure. |                 |                |             |

# Power Steering Hose for Passenger Cars

| Application                         | Assembly Number | Multi-Use Hose | End Fitting | Application                          | Assembly Number | Multi-Use Hose | End Fitting |
|-------------------------------------|-----------------|----------------|-------------|--------------------------------------|-----------------|----------------|-------------|
| <b>MERCURY - Continued</b>          |                 |                |             | <b>MERCURY - Continued</b>           |                 |                |             |
| <b>SABLE - Continued</b>            |                 |                |             | <b>TOPAZ - Continued</b>             |                 |                |             |
| <b>1990</b>                         |                 |                |             | <b>1994-1992 - Continued</b>         |                 |                |             |
| <b>V-6 3.0 L ENG.</b>               |                 |                |             | <b>V-6 3.0 L ENG.</b>                |                 |                |             |
| Pressure; Easy Fit Hose Assy.; W/O  |                 |                |             | Pressure - From Pump .....           | 91829           |                |             |
| Switch Port.....                    | 80334           |                |             | Pressure - To Gear.....              | 91735           |                |             |
| Pressure; Easy Fit Hose Assy.;      |                 |                |             | Return - From Gear.....              | 80020           |                |             |
| W/Switch Port.....                  | 80335           |                |             | Return - To Pump.....                | 91769           |                |             |
| Pressure; OEM Type Hose Assy. ....  | 91673           |                |             |                                      |                 |                |             |
| Return.....                         | 91775           |                |             | <b>1991</b>                          |                 |                |             |
| <b>V-6 3.8 L ENG.</b>               |                 |                |             | <b>4-CYL. 2.3 L ENG.</b>             |                 |                |             |
| Pressure; Easy Fit Hose Assy.; W/O  |                 |                |             | Pressure - From Pump .....           | 91827           |                |             |
| Switch Port.....                    | 80334           |                |             | Pressure - To Gear.....              | 71828           |                |             |
| Pressure; Easy Fit Hose Assy.;      |                 |                |             | Return - From Gear.....              | 80019           |                |             |
| W/Switch Port.....                  | 80335           |                |             | Return - To Pump.....                | 91768           |                |             |
| Pressure; OEM Type Hose Assy.; W/O  |                 |                |             |                                      |                 |                |             |
| Switch Port.....                    | 91736           |                |             | <b>1990</b>                          |                 |                |             |
| Pressure; OEM Type Hose Assy.;      |                 |                |             | <b>4-CYL. 2.3 L ENG.</b>             |                 |                |             |
| W/Switch Port.....                  | 91689           |                |             | Pressure - From Pump .....           | 91827           |                |             |
| Return; W/O Cooler .....            | 91776           |                |             | Pressure - To Gear.....              | 71429           |                |             |
| Return - Cooler To Reservoir.....   | 91771           |                |             | Return - From Gear.....              | 80019           |                |             |
| Return - Gear To Cooler; Dec. 1 &   |                 |                |             | Return - To Pump.....                | 91768           |                |             |
| Newer.....                          | 91772           |                |             |                                      |                 |                |             |
| Return - Gear To Cooler; Nov. 30 &  |                 |                |             | <b>1989</b>                          |                 |                |             |
| Older.....                          | 91773           |                |             | <b>4-CYL. 2.3 L ENG.</b>             |                 |                |             |
| <b>1989-1988</b>                    |                 |                |             | Pressure - From Pump .....           |                 |                |             |
| <b>V-6 3.0 L ENG.</b>               |                 |                |             | Pressure - To Gear; W/Ford Rack &    |                 |                |             |
| Pressure; Easy Fit Hose Assy.....   | 80333           |                |             | Pinion Gear; ☆Q.....                 | 71429           |                |             |
| Pressure; OEM Type Hose Assy. ....  | 91638           |                |             | Pressure - To Gear; W/TRW Rack &     |                 |                |             |
| Return.....                         | 91641           |                |             | Pinion Gear; ☆R.....                 | 80060           |                |             |
| <b>V-6 3.8 L ENG.</b>               |                 |                |             | Return - Gear To Pipe.....           |                 |                |             |
| Pressure; Easy Fit Hose Assy.....   | 80333           |                |             | Return - To Pump.....                | 91768           |                | ★18"        |
| Pressure; OEM Type Hose Assy. ....  | 91669           |                |             |                                      |                 |                |             |
| Return.....                         | 91776           |                |             | <b>1988</b>                          |                 |                |             |
| <b>1987</b>                         |                 |                |             | <b>4-CYL. 2.3 L ENG.</b>             |                 |                |             |
| <b>V-6 3.0 L ENG.</b>               |                 |                |             | Pressure - From Pump; Nov. 13 &      |                 |                |             |
| Pressure; Easy Fit Hose Assy.....   | 80333           |                |             | Older.....                           | 91826           |                |             |
| Pressure; OEM Type Hose Assy.; Feb. |                 |                |             | Pressure - From Pump; Nov. 14 &      |                 |                |             |
| 1 & Newer.....                      | 91638           |                |             | Newer.....                           | 91843           |                |             |
| Pressure; OEM Type Hose Assy.; Jan. |                 |                |             | Pressure - To Gear; W/Ford Rack &    |                 |                |             |
| 31 & Older.....                     | 91637           |                |             | Pinion Gear; Nov. 13 & Older; ☆Q ... | 80059           |                |             |
| Return; Feb. 1 & Newer .....        | 91641           |                |             | Pressure - To Gear; W/Ford Rack &    |                 |                |             |
| Return; Jan. 31 & Older .....       | 91642           |                |             | Pinion Gear; Nov. 14 & Newer; ☆Q..   | 71429           |                |             |
| <b>1986</b>                         |                 |                |             | Pressure - To Gear; W/TRW Rack &     |                 |                |             |
| <b>4-CYL. 2.5 L ENG.</b>            |                 |                |             | Pinion Gear; Nov. 13 & Older; ☆R...  |                 |                |             |
| Pressure; Easy Fit Hose Assy.....   | 80333           |                |             | Pressure - To Gear; W/TRW Rack &     |                 |                |             |
| Pressure; OEM Type Hose Assy. ....  | 91635           |                |             | Pinion Gear; Nov. 14 & Newer; ☆R..   | 80060           |                |             |
| Return.....                         | 91640           |                |             | Return - Gear To Pipe.....           |                 |                | ★18"        |
| <b>V-6 3.0 L ENG.</b>               |                 |                |             | Return - To Pump.....                |                 |                |             |
| Pressure; Easy Fit Hose Assy.....   | 80333           |                |             |                                      |                 |                |             |
| Pressure; OEM Type Hose Assy. ....  | 91637           |                |             | <b>1987</b>                          |                 |                |             |
| Return.....                         | 91642           |                |             | <b>4-CYL. 2.3 L ENG.</b>             |                 |                |             |
| <b>TOPAZ</b>                        |                 |                |             | Pressure - From Pump .....           |                 |                |             |
| <b>1994-1992</b>                    |                 |                |             | Pressure - To Gear; W/Ford Rack &    |                 |                |             |
| <b>4-CYL. 2.3 L ENG.</b>            |                 |                |             | Pinion Gear; ☆Q.....                 |                 |                |             |
| Pressure - From Pump .....          | 91828           |                |             | Pressure - To Gear; W/TRW Rack &     |                 |                |             |
| Pressure - To Gear.....             | 91735           |                |             | Pinion Gear; ☆R.....                 | 71276           |                |             |
| Return - From Gear.....             | 80020           |                |             | Return - Gear To Pipe.....           |                 |                | ★18"        |
| Return - To Pump.....               | 91770           |                |             | Return - To Pump.....                | 91768           |                |             |

\* Cut From C.P.E. 3/8" I.D. Hose: 71350 (48"), 81352 (25").  
 † Cut From S.A.E. 11/32" I.D. Hose: 80062 (12"), 80063 (24"), 80064 (36"), 81353 (25").  
 ★ Cut From S.A.E. 3/8" I.D. Hose: 71224 (24"), 71236 (36"), 71206 (48"), 81206 (25"). May Also Use 3/8" C.P.E.  
 ♣ Cut From S.A.E. 5/8" I.D. Hose: 71351 (36").  
 □ Cut From 1/2" I.D. Suction Hose: 71296 (36"), 81354 (10').  
 ♠ Cut From 5/8" I.D. Suction Hose: 71207 (42"), 81355 (10').  
 ✱ Cut From 3/4" I.D. Suction Hose: 71297 (36"), 81356 (10').  
 ☆ See Page A14 For Pump or Gear Identification.

② Two Required.  
 ③ Three Required.  
 ④ Four Required.  
 < Cut To Fit.  
 ♣ Replaces Both Upper and Lower Hose.  
 ▲ 252660 Adaptor Required For Some Models.  
 ♣ See Page A6 For Installation Procedure.

**SYSTEM PUMP & GEAR IDENT.**

**SYSTEM & COMPONENT IDENT.**

**PASS. CARS**

**LIGHT TRUCKS**

**MEDIUM/HEAVY TRUCKS**

**BUSES**

**HOSE NUMERICAL**

**REPAIR KITS**

**KIT NUMERICAL**

**ILLUSTRATIONS**

# Power Steering Hose for Passenger Cars

|                                      | Application  | Assembly Number | Multi-Use Hose | End Fitting | Application   | Assembly Number | Multi-Use Hose | End Fitting |
|--------------------------------------|--|-----------------|----------------|-------------|---|-----------------|----------------|-------------|
| <b>SYSTEM PUMP &amp; GEAR IDENT.</b> | <b>MERCURY - Continued</b>                             |                 |                |             | <b>MERCURY - Continued</b>                                  |                 |                |             |
| <b>SYSTEM &amp; COMPONENT IDENT.</b> | <b>TOPAZ - Continued</b>                               |                 |                |             | <b>ZEPHYR - Continued</b>                                   |                 |                |             |
|                                      | <b>1986-1985 - Continued</b>                           |                 |                |             | <b>1982 - Continued</b>                                     |                 |                |             |
|                                      | <b>4-CYL. 2.0 L DIESEL ENG. - Continued</b>            |                 |                |             | <b>6-CYL. 3.3 L ENG.</b>                                    |                 |                |             |
|                                      | Return - Gear To Pipe.....                             |                 | ★17"           |             | Pressure .....  | 71180           |                |             |
|                                      |  |                 |                |             | Return .....  | ≠71116          | ★12"           |             |
|                                      | <b>4-CYL. 2.3 L ENG.</b>                               |                 |                |             | <b>V-8 4.2 L ENG.</b>                                       |                 |                |             |
|                                      | Pressure - From Pump.....                              | 91826           |                |             | Pressure; W/Ford Rack & Pinion Gear;                        |                 |                |             |
|                                      | Pressure - To Gear; W/Ford Rack & Pinion Gear; ☆Q..... | 80059           |                |             | ☆Q .....  | 71180           |                |             |
|                                      | Pressure - To Gear; W/TRW Rack & Pinion Gear; ☆R.....  | 71276           |                |             | Pressure; W/TRW Rack & Pinion Gear;                         |                 |                |             |
|                                      | Return - Gear To Pipe.....                             |                 | ★18"           |             | ☆R.....   | 80191           |                |             |
|                                      | Return - To Pump.....                                  | 91768           |                |             | Return; W/Ford Rack & Pinion Gear;                          |                 |                |             |
|                                      |  |                 |                |             | ☆Q .....  | ≠71116          | ★15"           |             |
| <b>PASS. CARS</b>                    | <b>1984</b>  |                 |                |             | <b>1981</b>   |                 |                |             |
|                                      | <b>4-CYL. 2.0 L DIESEL ENG.</b>                        |                 |                |             | <b>4-CYL. 2.3 L ENG.; 6-CYL. 3.3 L ENG.; V-8 4.2 L ENG.</b> |                 |                |             |
|                                      | Pressure - To Gear.....                                | 71276           |                |             | Pressure; W/Ford Rack & Pinion Gear;                        |                 |                |             |
|                                      | Return - To Pump.....                                  |                 | ★17"           |             | ☆Q .....  | 71118           |                |             |
|                                      |  |                 |                |             | Pressure; W/TRW Rack & Pinion Gear;                         |                 |                |             |
|                                      | <b>4-CYL. 2.3 L ENG.</b>                               |                 |                |             | <b>1980</b>   |                 |                |             |
|                                      | Pressure - From Pump.....                              | 91826           |                |             | 4-CYL. 2.3 L ENG.; 6-CYL. 3.3 L ENG.; V-8 4.2 L ENG.        |                 |                |             |
|                                      | Pressure - To Gear; Canada.....                        | 71276           |                |             | Pressure; W/Ford Rack & Pinion Gear;                        |                 |                |             |
|                                      | Pressure - To Gear; Exc. Canada.....                   | 71247           |                |             | ☆Q .....  | 71117           |                |             |
| <b>LIGHT TRUCKS</b>                  | Return - To Pump.....                                  | 91768           | ★18"           |             | Pressure; W/TRW Rack & Pinion Gear;                         |                 |                |             |
|                                      |  |                 |                |             | ☆R.....   | 71061           |                |             |
|                                      | <b>TRACER</b>  |                 |                |             | <b>1979</b>   |                 |                |             |
|                                      | <b>1995-1991</b>                                       |                 |                |             | <b>4-CYL. 140 ENG.</b>                                      |                 |                |             |
|                                      | <b>4-CYL. 1.8 L ENG.</b>                               |                 |                |             | Pressure .....  |                 |                |             |
|                                      | Pressure - From Pump.....                              | 91740           |                |             |   | 71063           |                |             |
|                                      | Pressure - To Gear.....                                | 71841           |                |             | Return - Cooler To Pump.....                                |                 |                | ★           |
|                                      | Return - Cooler To Pipe.....                           |                 | ★6"            |             | Return - From Gear; W/Cooler.....                           | ≠71007          |                |             |
|                                      | Return - Gear To Cooler.....                           |                 | ★10"           |             |   |                 |                |             |
|                                      | Return - Pipe To Reservoir; W/Cooler...                |                 | ★6"            |             | <b>6-CYL. 200 ENG.</b>                                      |                 |                |             |
|                                      |  |                 |                |             | Pressure; W/Ford P.S. Pump; ☆C.....                         | 71063           |                |             |
|                                      | <b>4-CYL. 1.9 L ENG.</b>                               |                 |                |             | Pressure; W/Saginaw P.S. Pump; ☆B.....                      |                 |                |             |
|                                      | Pressure - From Pump.....                              | 71840           |                |             |   | 71064           |                | ★36"        |
|                                      | Pressure - To Gear.....                                | 71841           |                |             | Return - Cooler To Pump.....                                |                 |                |             |
|                                      | Pressure - To Pipe.....                                | 91933           |                |             | Return - From Gear; W/Cooler.....                           | ≠71007          |                |             |
|                                      | Reservoir.....   | 80166           |                |             | <b>V-8 302 ENG.</b>   |                 |                |             |
|                                      | Return - Gear To Pipe.....                             |                 | ★10"           |             | Pressure .....  | 71063           |                |             |
|                                      | Return - Pipe To Reservoir.....                        |                 | ★10"           |             | Return - Cooler To Pump.....                                |                 |                | ★36"        |
|                                      |  |                 |                |             | Return - From Gear; W/Cooler.....                           | ≠71007          |                |             |
|                                      | <b>1989-1988</b>                                       |                 |                |             | <b>1978</b>   |                 |                |             |
|                                      | <b>4-CYL. 1.6 L ENG.</b>                               |                 |                |             | <b>4-CYL. 140 ENG.</b>                                      |                 |                |             |
|                                      | Pressure .....   | 71362           |                |             | Pressure .....  | 71012           |                |             |
|                                      | Return - From Gear.....                                |                 | ★7"            |             | Return - Cooler To Pump.....                                |                 |                | ★36"        |
|                                      | Return - To Reservoir.....                             |                 | ★15"           |             | Return - From Gear; W/Cooler.....                           | ≠71007          |                |             |
|                                      |  |                 |                |             | <b>6-CYL. 200 ENG.</b>                                      |                 |                |             |
|                                      | <b>1987</b>  |                 |                |             | Pressure; W/Ford Rack & Pinion Gear;                        |                 |                |             |
|                                      | <b>4-CYL. 1.6 L ENG. (CANADA)</b>                      |                 |                |             | ☆Q .....  |                 |                |             |
|                                      | Pressure.....  | 71362           |                |             |   | 71018           |                |             |
|                                      | Return - From Gear.....                                |                 | ★7"            |             | Pressure; W/TRW Rack & Pinion Gear;                         |                 |                |             |
|                                      | Return - To Reservoir.....                             |                 | ★15"           |             | ☆R.....   | 71012           |                |             |
|                                      |  |                 |                |             | Return - Cooler To Pump.....                                |                 |                | ★36"        |
|                                      |  |                 |                |             | Return - From Gear; W/Cooler.....                           | ≠71007          |                |             |
|                                      | <b>ZEPHYR</b>  |                 |                |             | <b>1978</b>   |                 |                |             |
|                                      | <b>1983</b>  |                 |                |             | <b>4-CYL. 140 ENG.</b>                                      |                 |                |             |
|                                      | <b>4-CYL. 2.3 L ENG.; 6-CYL. 3.3 L ENG.</b>            |                 |                |             | Pressure .....  |                 |                |             |
|                                      | Pressure .....   | 71180           |                |             |   | 71012           |                |             |
|                                      | Return.....  | ≠71116          | ★18"           |             | Return - Cooler To Pump.....                                |                 |                | ★36"        |
|                                      |  |                 |                |             | Return - From Gear; W/Cooler.....                           | ≠71007          |                |             |
|                                      | <b>1982</b>  |                 |                |             | <b>6-CYL. 200 ENG.</b>                                      |                 |                |             |
|                                      | <b>4-CYL. 2.3 L ENG.</b>                               |                 |                |             | Pressure; W/Ford Rack & Pinion Gear;                        |                 |                |             |
|                                      | Pressure .....   | 71180           |                |             | ☆Q .....  | 71018           |                |             |
|                                      | Return.....  | ≠71116          | ★20"           |             | Pressure; W/TRW Rack & Pinion Gear;                         |                 |                |             |
|                                      |  |                 |                |             | ☆R.....   | 71012           |                |             |
|                                      |  |                 |                |             | Return - Cooler To Pump.....                                |                 |                | ★36"        |
|                                      |  |                 |                |             | Return - From Gear; W/Cooler.....                           | ≠71007          |                |             |

**ILLUSTRATIONS**

\* Cut From C.P.E. 3/8" I.D. Hose: 71350 (48"), 81352 (25").  
 † Cut From S.A.E. 11/32" I.D. Hose: 80062 (12"), 80063 (24"), 80064 (36"), 81353 (25").  
 ★ Cut From S.A.E. 3/8" I.D. Hose: 71224 (24"), 71236 (36"), 71206 (48"), 81206 (25"). May Also Use 3/8" C.P.E.  
 ♣ Cut From S.A.E. 5/8" I.D. Hose: 71351 (36").  
 □ Cut From 1/2" I.D. Suction Hose: 71296 (36"), 81354 (10').  
 ♠ Cut From 5/8" I.D. Suction Hose: 71207 (42"), 81355 (10').  
 ✱ Cut From 3/4" I.D. Suction Hose: 71297 (36"), 81356 (10').  
 ☆ See Page A14 For Pump or Gear Identification.

② Two Required.  
 ③ Three Required.  
 ④ Four Required.  
 ≠ Cut To Fit.  
 ♣ Replaces Both Upper and Lower Hose.  
 ▲ 252660 Adaptor Required For Some Models.  
 ♣ See Page A6 For Installation Procedure.



# Power Steering Hose for Passenger Cars

|                                      | Application                                 | Assembly Number | Multi-Use Hose | End Fitting | Application   | Assembly Number | Multi-Use Hose | End Fitting |
|--------------------------------------|---|-----------------|----------------|-------------|---|-----------------|----------------|-------------|
| <b>SYSTEM PUMP &amp; GEAR IDENT.</b> | <b>MITSUBISHI - Continued</b>               |                 |                |             | <b>MITSUBISHI - Continued</b>                           |                 |                |             |
| <b>SYSTEM &amp; COMPONENT IDENT.</b> | <b>GALANT - Continued</b>                   |                 |                |             | <b>MIRAGE - Continued</b>                               |                 |                |             |
| <b>PASS. CARS</b>                    | <b>1993</b>                                 |                 |                |             | <b>1989 - Continued</b>                                 |                 |                |             |
|                                      | <b>4-CYL. 2.0 L ENG.</b>                    |                 |                |             | <b>4-CYL. 1.5 L ENG.; 4-CYL. 1.6 L ENG. - Continued</b> |                 |                |             |
|                                      | Pressure .....                              | 71811           |                |             | Reservoir .....   |                 |                | ☐           |
|                                      | Reservoir .....                             |                 | ☐              |             | Return - Cooler To Reservoir .....                      |                 |                | ★6"         |
|                                      | Return - Cooler To Reservoir .....          |                 | ★8"            |             | Return - Gear To Cooler .....                           |                 |                | ★6"         |
|                                      | Return - Gear To Cooler .....               |                 | ★10"           |             |   |                 |                |             |
|                                      | <b>1992-1989</b>                            |                 |                |             | <b>1988-1987</b>  |                 |                |             |
|                                      | <b>4-CYL. 2.0 L ENG.</b>                    |                 |                |             | <b>4-CYL. 1.5 L ENG.</b>                                |                 |                |             |
|                                      | Pressure; W/DOHC Eng. ....                  | 71550           |                |             | Pressure .....  | 91622           |                |             |
|                                      | Pressure; W/SOHC Eng. ....                  | 71811           |                |             | Reservoir .....   |                 | ☐              |             |
|                                      | Reservoir .....                             |                 | ☐              |             | Return - Cooler To Reservoir .....                      |                 |                | ★6"         |
|                                      | Return - Cooler To Reservoir .....          |                 | ★8"            |             | Return - Gear To Cooler .....                           |                 |                | ★6"         |
|                                      | Return - Gear To Cooler .....               |                 | ★10"           |             |   |                 |                |             |
|                                      | <b>1988</b>                                 |                 |                |             | <b>4-CYL. 1.6 L ENG.</b>                                |                 |                |             |
|                                      | <b>V-6 3.0 L ENG.</b>                       |                 |                |             | Reservoir .....   |                 |                |             |
|                                      | Pressure .....                              | 71550           |                |             | Return - Cooler To Reservoir .....                      |                 |                | ☐           |
|                                      | Return - Cooler To Reservoir .....          |                 | ★12"           |             | Return - Gear To Cooler .....                           |                 |                | ★6"         |
|                                      | Return - Gear To Pipe .....                 |                 | ★15"           |             |   |                 |                | ★6"         |
|                                      | Return - Pipe To Cooler .....               |                 | ★9"            |             |   |                 |                |             |
| <b>LIGHT TRUCKS</b>                  | <b>1987-1985</b>                            |                 |                |             | <b>1986-1985</b>  |                 |                |             |
|                                      | <b>4-CYL. 2.4 L ENG.</b>                    |                 |                |             | <b>4-CYL. 1.5 L ENG.; 4-CYL. 1.6 L ENG.</b>             |                 |                |             |
|                                      | Pressure .....                              | 91614           |                |             | Reservoir .....   |                 | ☐              |             |
|                                      | Reservoir .....                             |                 | ☐              |             | Return - Gear To Cooler .....                           |                 |                | ★8"         |
|                                      | Return - Cooler To Reservoir .....          |                 | ★9"            |             |   |                 |                |             |
|                                      | Return - Gear To Cooler .....               |                 | ★12"           |             |   |                 |                |             |
| <b>MEDIUM/HEAVY TRUCKS</b>           | <b>MIRAGE</b>                               |                 |                |             | <b>PRECIS</b>   |                 |                |             |
|                                      | <b>1995-1993</b>                            |                 |                |             | <b>1993-1990</b>  |                 |                |             |
|                                      | <b>4-CYL. 1.5 L ENG.</b>                    |                 |                |             | <b>4-CYL. 1.5 L ENG.</b>                                |                 |                |             |
|                                      | Pressure .....                              | 71806           |                |             | Pressure .....  | 91752           |                |             |
|                                      | Return; W/O Cooler .....                    |                 | ★11"           |             | Return - Cooler To Reservoir .....                      |                 |                | ★15"        |
|                                      | Return - Cooler To Reservoir .....          |                 | ★7"            |             | Return - Gear To Cooler .....                           |                 |                | ★8"         |
|                                      | Return - Gear To Pipe; W/Cooler .....       |                 | ★15"           |             |   |                 |                |             |
|                                      | Return - Pipe To Cooler .....               |                 | ★5"            |             |   |                 |                |             |
| <b>BUSES</b>                         | <b>4-CYL. 1.8 L ENG.</b>                    |                 |                |             | <b>1989-1987</b>  |                 |                |             |
|                                      | Pressure .....                              | 71807           |                |             | <b>4-CYL. 1.5 L ENG.</b>                                |                 |                |             |
|                                      | Return; W/O Cooler .....                    |                 | ★11"           |             | Pressure .....  | 91668           |                |             |
|                                      | Return - Cooler To Reservoir .....          |                 | ★7"            |             | Return - Cooler To Reservoir .....                      |                 |                | ★8"         |
|                                      | Return - Gear To Pipe; W/Cooler .....       |                 | ★15"           |             | Return - Gear To Cooler .....                           |                 |                | ★12"        |
|                                      | Return - Pipe To Cooler .....               |                 | ★5"            |             |   |                 |                |             |
| <b>HOSE NUMERICAL</b>                | <b>1992-1991</b>                            |                 |                |             | <b>SIGMA</b>  |                 |                |             |
|                                      | <b>4-CYL. 1.5 L ENG.; 4-CYL. 1.6 L ENG.</b> |                 |                |             | <b>1990</b>   |                 |                |             |
|                                      | Pressure .....                              | 71439           |                |             | <b>V-6 3.0 L ENG.</b>                                   |                 |                |             |
|                                      | Reservoir .....                             |                 | ☐              |             | Return - Cooler To Reservoir .....                      |                 |                | ★12"        |
|                                      | Return - Cooler To Reservoir .....          |                 | ★6"            |             | Return - Gear To Pipe; W/Cooler .....                   |                 |                | ★15"        |
|                                      | Return - Gear To Cooler .....               |                 | ★6"            |             | Return - Pipe To Cooler .....                           |                 |                | ★9"         |
| <b>REPAIR KITS</b>                   | <b>1990</b>                                 |                 |                |             | <b>1989</b>   |                 |                |             |
|                                      | <b>4-CYL. 1.5 L ENG.</b>                    |                 |                |             | <b>V-6 3.0 L ENG.</b>                                   |                 |                |             |
|                                      | Pressure .....                              | 71439           |                |             | Pressure .....  | 80173           |                |             |
|                                      | Reservoir .....                             |                 | ☐              |             | Return - Cooler To Reservoir .....                      |                 |                | ★12"        |
|                                      | Return - Cooler To Reservoir .....          |                 | ★6"            |             | Return - Gear To Pipe; W/Cooler .....                   |                 |                | ★15"        |
|                                      | Return - Gear To Cooler .....               |                 | ★6"            |             | Return - Pipe To Cooler .....                           |                 |                | ★9"         |
| <b>KIT NUMERICAL</b>                 | <b>1989</b>                                 |                 |                |             | <b>STARION</b>  |                 |                |             |
|                                      | <b>4-CYL. 1.5 L ENG.</b>                    |                 |                |             | <b>1989-1986</b>  |                 |                |             |
|                                      | Pressure .....                              | 71439           |                |             | <b>4-CYL. 2.6 L ENG.</b>                                |                 |                |             |
|                                      | Reservoir .....                             |                 | ☐              |             | Pressure .....  | 91620           |                |             |
|                                      | Return - Cooler To Reservoir .....          |                 | ★6"            |             | Reservoir .....   |                 | ☐              |             |
|                                      | Return - Gear To Cooler .....               |                 | ★6"            |             | Return - Cooler To Reservoir .....                      |                 |                | ★18"        |
|                                      | <b>1989</b>                                 |                 |                |             | <b>1989-1986</b>  |                 |                |             |
|                                      | <b>4-CYL. 1.5 L ENG.; 4-CYL. 1.6 L ENG.</b> |                 |                |             | <b>4-CYL. 2.6 L ENG.</b>                                |                 |                |             |
|                                      | Pressure .....                              | 71439           |                |             | Pressure .....  | 91905           |                |             |
|                                      | Return - Cooler To Reservoir .....          |                 |                |             | Return - Gear To Cooler .....                           |                 |                |             |

\* Cut From C.P.E. 3/8" I.D. Hose: 71350 (48"), 81352 (25").  
 † Cut From S.A.E. 11/32" I.D. Hose: 80062 (12"), 80063 (24"), 80064 (36"), 81353 (25").  
 ★ Cut From S.A.E. 3/8" I.D. Hose: 71224 (24"), 71236 (36"), 71206 (48"), 81206 (25"). May Also Use 3/8" C.P.E.  
 † Cut From S.A.E. 5/8" I.D. Hose: 71351 (36").  
 ☐ Cut From 1/2" I.D. Suction Hose: 71296 (36"), 81354 (10").  
 † Cut From 5/8" I.D. Suction Hose: 71207 (42"), 81355 (10").  
 † Cut From 3/4" I.D. Suction Hose: 71297 (36"), 81356 (10").  
 ☆ See Page A14 For Pump or Gear Identification.

② Two Required.  
 ③ Three Required.  
 ④ Four Required.  
 † Cut To Fit.  
 † Replaces Both Upper and Lower Hose.  
 † 252660 Adaptor Required For Some Models.  
 † See Page A6 For Installation Procedure.



# Power Steering Hose for Passenger Cars

| Application                                      | Assembly Number | Multi-Use Hose | End Fitting | Application   | Assembly Number | Multi-Use Hose | End Fitting |
|--|-----------------|----------------|-------------|---|-----------------|----------------|-------------|
| <b>MITSUBISHI - Continued</b>                    |                 |                |             | <b>NISSAN - Continued</b>                                   |                 |                |             |
| <b>STARION - Continued</b>                       |                 |                |             | <b>MAXIMA - Continued</b>                                   |                 |                |             |
| <b>1985</b>                                      |                 |                |             | <b>1995 - Continued</b>                                     |                 |                |             |
| <b>4-CYL. 2.6 L ENG.</b>                         |                 |                |             | <b>V-6 3.0 L ENG. - Continued</b>                           |                 |                |             |
| Pressure .....                                   | 91620           |                |             | Return - Pipe To Cooler .....                               |                 | ★9"            |             |
| Reservoir .....                                  |                 | ☐              |             | Return - Pipe To Pipe .....                                 |                 | ★9"            |             |
| Return - Cooler To Reservoir .....               |                 |                | ★18"        | Return - Pipe To Reservoir .....                            |                 | ★10"           |             |
| Return - Gear To Cooler; Early .....             |                 |                | ★10"        |   |                 |                |             |
| Return - Gear To Cooler; Late .....              | 91905           |                |             |   |                 |                |             |
| <b>1984</b>                                      |                 |                |             | <b>1994</b>   |                 |                |             |
| <b>4-CYL. 2.6 L ENG.</b>                         |                 |                |             | <b>V-6 3.0 L ENG.</b>                                       |                 |                |             |
| Pressure .....                                   | 91620           |                |             | Pressure - From Pump; W/DOHC Eng.;<br>Feb. & Newer .....    | 80101           |                |             |
| Reservoir .....                                  |                 | ☐              |             | Pressure - From Pump; W/DOHC Eng.;<br>Jan. 31 & Older ..... | 80100           |                |             |
| Return - Cooler To Reservoir .....               |                 |                | ★10"        | Pressure - From Pump; W/SOHC Eng. .                         | 71445           |                |             |
| Return - Gear To Cooler .....                    |                 |                | ★10"        | Return - Cooler To Pipe .....                               |                 | ★10"           |             |
|  |                 |                |             | Return - Gear To Pipe .....                                 |                 | ★22"           |             |
|  |                 |                |             | Return - Pipe To Cooler .....                               |                 | ★9"            |             |
|  |                 |                |             | Return - Pipe To Pipe .....                                 |                 | ★9"            |             |
|  |                 |                |             | Return - Pipe To Reservoir .....                            |                 | ★10"           |             |
| <b>1983</b>                                      |                 |                |             | <b>1993</b>   |                 |                |             |
| <b>4-CYL. 2.6 L ENG.</b>                         |                 |                |             | <b>V-6 3.0 L ENG.</b>                                       |                 |                |             |
| Reservoir .....                                  |                 | ☐              |             | Pressure - From Pump; W/DOHC Eng. .                         | 80100           |                |             |
|  |                 |                |             | Pressure - From Pump; W/SOHC Eng. .                         | 71445           |                |             |
|  |                 |                |             | Reservoir .....   |                 | ❖              |             |
|  |                 |                |             | Return - Cooler To Pipe .....                               |                 | ★10"           |             |
|  |                 |                |             | Return - Gear To Pipe; W/DOHC Eng. .                        |                 | ★22"           |             |
|  |                 |                |             | Return - Gear To Pipe; W/SOHC Eng. .                        |                 | ★24"           |             |
|  |                 |                |             | Return - Pipe To Cooler .....                               |                 | ★9"            |             |
|  |                 |                |             | Return - Pipe To Pipe; W/DOHC Eng. .                        |                 | ★9"            |             |
|  |                 |                |             | Return - Pipe To Pipe; W/SOHC Eng. .                        |                 | ★4"            |             |
|  |                 |                |             | Return - Pipe To Reservoir .....                            |                 | ★10"           |             |
| <b>TREDIA</b>                                    |                 |                |             | <b>1992</b>   |                 |                |             |
| <b>1988-1984</b>                                 |                 |                |             | <b>V-6 3.0 L ENG.</b>                                       |                 |                |             |
| <b>4-CYL. 1.8 L ENG.; 4-CYL. 2.0 L ENG.</b>      |                 |                |             | Pressure - From Pump; W/DOHC Eng. .                         |                 |                |             |
| Pressure .....                                   | 91612           |                |             | Pressure - From Pump; W/SOHC Eng. .                         | 71445           |                |             |
| Reservoir .....                                  |                 | ☐              |             | Reservoir .....   |                 | ❖              |             |
| Return - Cooler To Reservoir .....               |                 |                | ★5"         | Return - Cooler To Pipe .....                               |                 | ★10"           |             |
| Return - Gear To Cooler .....                    |                 |                | ★12"        | Return - Gear To Pipe; W/DOHC Eng. .                        |                 | ★30"           |             |
|  |                 |                |             | Return - Gear To Pipe; W/SOHC Eng. .                        |                 | ★24"           |             |
|  |                 |                |             | Return - Pipe To Cooler .....                               |                 | ★9"            |             |
|  |                 |                |             | Return - Pipe To Pipe .....                                 |                 | ★4"            |             |
|  |                 |                |             | Return - Pipe To Reservoir; W/DOHC<br>Eng. ....             |                 | ★4"            |             |
|  |                 |                |             | Return - Pipe To Reservoir; W/SOHC<br>Eng. ....             |                 | ★10"           |             |
| <b>1983</b>                                      |                 |                |             | <b>1991-1989</b>  |                 |                |             |
| <b>4-CYL. 1.8 L ENG.</b>                         |                 |                |             | <b>V-6 3.0 L ENG.</b>                                       |                 |                |             |
| Reservoir .....                                  |                 | ☐              |             | Pressure - From Pump; GXE .....                             | 71446           |                |             |
| Return - Cooler To Reservoir .....               |                 |                | ★14"        | Pressure - From Pump; SE .....                              | 71445           |                |             |
| Return - Gear To Cooler .....                    |                 |                | ★12"        | Reservoir .....   |                 | ❖              |             |
|  |                 |                |             | Return - Cooler To Pipe .....                               |                 | ★10"           |             |
|  |                 |                |             | Return - Gear To Pipe .....                                 |                 | ★24"           |             |
|  |                 |                |             | Return - Pipe To Cooler .....                               |                 | ★9"            |             |
|  |                 |                |             | Return - Pipe To Pipe .....                                 |                 | ★4"            |             |
|  |                 |                |             | Return - Pipe To Reservoir; W/DOHC<br>Eng. ....             |                 | ★4"            |             |
|  |                 |                |             | Return - Pipe To Reservoir; W/SOHC<br>Eng. ....             |                 | ★10"           |             |
| <b>3000GT</b>                                    |                 |                |             | <b>1988-1987</b>  |                 |                |             |
| <b>1995-1991</b>                                 |                 |                |             | <b>V-6 3.0 L ENG.</b>                                       |                 |                |             |
| <b>V-6 3.0 L ENG.</b>                            |                 |                |             | Pressure - From Pump .....                                  |                 |                |             |
| Pressure .....                                   | 71812           |                |             | Reservoir .....   | 71290           |                |             |
| Return - Cooler To Reservoir; W/O<br>Turbo ..... |                 |                | ★7"         | Return - Cooler To Pipe .....                               |                 | ❖              |             |
| Return - Cooler To Reservoir; W/Turbo.           |                 |                | ★8"         | Return - Gear To Pipe .....                                 |                 | ★16"           |             |
| Return - Gear To Cooler; W/Turbo .....           |                 |                | ★7"         | Return - Gear To Pipe .....                                 |                 | ★10"           |             |
|  |                 |                |             | Return - Pipe To Cooler .....                               |                 | ★9"            |             |
|  |                 |                |             | Return - Pipe To Pipe .....                                 |                 | ★4"            |             |
|  |                 |                |             | Return - Pipe To Reservoir .....                            |                 | ★10"           |             |
| <b>NISSAN</b>                                    |                 |                |             | <b>1988-1987</b>  |                 |                |             |
| <b>ALTIMA</b>                                    |                 |                |             | <b>V-6 3.0 L ENG.</b>                                       |                 |                |             |
| <b>1995-1993</b>                                 |                 |                |             | Pressure - From Pump .....                                  |                 |                |             |
| <b>4-CYL. 2.4 L ENG.</b>                         |                 |                |             | Reservoir .....   |                 |                |             |
| Pressure - From Pump .....                       | 80102           |                |             | Return - Cooler To Pipe .....                               |                 | ★10"           |             |
| Return - Gear To Pipe; W/Cooler .....            |                 |                | ★20"        | Return - Gear To Pipe .....                                 |                 | ★24"           |             |
| Return - Pipe To Pipe; W/Cooler .....            |                 |                | ★10"        | Return - Pipe To Cooler .....                               |                 | ★9"            |             |
| Return - Pipe To Reservoir; W/Cooler...          |                 |                | ★7"         | Return - Pipe To Pipe .....                                 |                 | ★4"            |             |
|  |                 |                |             | Return - Pipe To Reservoir .....                            |                 | ★10"           |             |
| <b>MAXIMA</b>                                    |                 |                |             | <b>1988-1987</b>  |                 |                |             |
| <b>1995</b>                                      |                 |                |             | <b>V-6 3.0 L ENG.</b>                                       |                 |                |             |
| <b>V-6 3.0 L ENG.</b>                            |                 |                |             | Pressure - From Pump .....                                  |                 |                |             |
| Pressure - From Pump .....                       | 80101           |                |             | Reservoir .....   | 71290           |                |             |
| Return - Cooler To Pipe .....                    |                 |                | ★10"        | Return - Cooler To Pipe .....                               |                 | ❖              |             |
| Return - Gear To Pipe .....                      |                 |                | ★22"        | Return - Gear To Pipe .....                                 |                 | ★16"           |             |
|  |                 |                |             | Return - Gear To Pipe .....                                 |                 | ★10"           |             |
|  |                 |                |             | Return - Pipe To Cooler .....                               |                 | ★16"           |             |

- \* Cut From C.P.E. 3/8" I.D. Hose: 71350 (48"), 81352 (25').
- † Cut From S.A.E. 11/32" I.D. Hose: 80062 (12"), 80063 (24"), 80064 (36"), 81353 (25').
- ★ Cut From S.A.E. 3/8" I.D. Hose: 71224 (24"), 71236 (36"), 71206 (48"), 81206 (25'). May Also Use 3/8" C.P.E.
- ♣ Cut From S.A.E. 5/8" I.D. Hose: 71351 (36").
- ☐ Cut From 1/2" I.D. Suction Hose: 71296 (36"), 81354 (10').
- ❖ Cut From 5/8" I.D. Suction Hose: 71207 (42"), 81355 (10').
- ✳ Cut From 3/4" I.D. Suction Hose: 71297 (36"), 81356 (10').
- ☆ See Page A14 For Pump or Gear Identification.

- Ⓜ Two Required.
- Ⓝ Three Required.
- Ⓞ Four Required.
- ≧ Cut To Fit.
- ⊕ Replaces Both Upper and Lower Hose.
- ▲ 252660 Adaptor Required For Some Models.
- ♣ See Page A6 For Installation Procedure.

SYSTEM PUMP & GEAR IDENT.

SYSTEM & COMPONENT IDENT.

PASS. CARS

LIGHT TRUCKS

MEDIUM/HEAVY TRUCKS

BUSES

HOSE NUMERICAL

REPAIR KITS

KIT NUMERICAL

ILLUSTRATIONS

# Power Steering Hose for Passenger Cars

|                                      | Application                           | Assembly Number | Multi-Use Hose | End Fitting | Application                        | Assembly Number | Multi-Use Hose | End Fitting |
|--------------------------------------|---------------------------------------|-----------------|----------------|-------------|------------------------------------|-----------------|----------------|-------------|
| <b>SYSTEM PUMP &amp; GEAR IDENT.</b> | <b>NISSAN - Continued</b>             |                 |                |             | <b>NISSAN - Continued</b>          |                 |                |             |
| <b>SYSTEM &amp; COMPONENT IDENT.</b> | <b>MAXIMA - Continued</b>             |                 |                |             | <b>PULSAR NX - Continued</b>       |                 |                |             |
|                                      | <b>1988-1987 - Continued</b>          |                 |                |             | <b>1988</b>                        |                 |                |             |
|                                      | <b>V-6 3.0 L ENG. - Continued</b>     |                 |                |             | <b>4-CYL. 1.6 L ENG.</b>           |                 |                |             |
|                                      | Return - Pipe To Pipe.....            |                 | ★4"            |             | Pressure .....                     | 91872           |                |             |
|                                      | Return - Pipe To Reservoir .....      |                 | ★4"            |             | Return - Gear To Pipe.....         |                 | ★7"            |             |
|                                      |                                       |                 |                |             | Return - Pipe To Reservoir .....   |                 | ★18"           |             |
|                                      | <b>1986-1985</b>                      |                 |                |             | <b>4-CYL. 1.8 L ENG.</b>           |                 |                |             |
|                                      | <b>V-6 3.0 L ENG.</b>                 |                 |                |             | Pressure - From Pump .....         |                 |                |             |
|                                      | Pressure - From Pump .....            | 71290           |                |             | Return - Gear To Pipe.....         | 71873           | ★7"            |             |
|                                      | Reservoir .....                       |                 | ⊕              |             |                                    |                 |                |             |
|                                      | Return - Gear To Pipe.....            |                 | ★10"           |             | <b>1987</b>                        |                 |                |             |
|                                      | Return - Pipe To Pipe.....            |                 | ★4"            |             | <b>4-CYL. 1.6 L ENG.</b>           |                 |                |             |
|                                      | Return - Pipe To Reservoir .....      |                 | ★4"            |             | Pressure; W/SOHC Eng. ....         | 91872           |                |             |
| <b>PASS. CARS</b>                    | <b>1984</b>                           |                 |                |             | Pressure - From Pump; W/DOHC Eng.. | 71873           |                |             |
|                                      | <b>6-CYL. 2.4 L ENG.</b>              |                 |                |             | Return - Gear To Pipe.....         |                 | ★7"            |             |
|                                      | Pressure; W/Atsugi P.S. Pump.....     | 91545           |                |             | Return - Pipe To Reservoir; W/DOHC |                 | ★4"            |             |
|                                      | Pressure; W/Saginaw P.S. Pump; ☆B...  | 91479           |                |             | Eng. ....                          |                 | ★4"            |             |
|                                      | Return; W/Atsugi P.S. Pump .....      |                 | ★18"           |             | Return - Pipe To Reservoir; W/SOHC |                 | ★18"           |             |
|                                      | Return; W/Saginaw P.S. Pump; ☆B ..... |                 | ★22"           |             | Eng. ....                          |                 | ★18"           |             |
| <b>LIGHT TRUCKS</b>                  | <b>1983-1981</b>                      |                 |                |             | <b>1986-1985</b>                   |                 |                |             |
|                                      | <b>6-CYL. 2.4 L ENG.</b>              |                 |                |             | <b>4-CYL. 1.6 L ENG.</b>           |                 |                |             |
|                                      | Pressure; W/Atsugi P.S. Pump.....     | 91545           |                |             | Pressure .....                     | 91600           |                |             |
|                                      | Pressure; W/Saginaw P.S. Pump; ☆B...  | 91479           |                |             | Return - Gear To Pipe.....         |                 | ★10"           |             |
|                                      | Return; W/Atsugi P.S. Pump .....      |                 | ★18"           |             | Return - Pipe To Reservoir .....   |                 | ★19"           |             |
|                                      | Return; W/Saginaw P.S. Pump; ☆B ..... |                 | ★22"           |             | <b>1984-1983</b>                   |                 |                |             |
| <b>MEDIUM/HEAVY TRUCKS</b>           | <b>6-CYL. 2.8 L DIESEL ENG.</b>       |                 |                |             | <b>4-CYL. 1.6 L ENG.</b>           |                 |                |             |
|                                      | Return - Gear To Reservoir.....       |                 | ★28"           |             | Pressure .....                     | 91510           |                |             |
|                                      |                                       |                 |                |             | Return - Gear To Pipe.....         |                 | ★10"           |             |
|                                      |                                       |                 |                |             | Return - Pipe To Reservoir .....   |                 | ★19"           |             |
| <b>NX</b>                            | <b>1993-1991</b>                      |                 |                |             | <b>SENTRA</b>                      |                 |                |             |
|                                      | <b>4-CYL. 1.6 L ENG.</b>              |                 |                |             | <b>1995</b>                        |                 |                |             |
|                                      | Pressure - From Pump .....            | 71874           |                |             | <b>4-CYL. 1.6 L ENG.</b>           |                 |                |             |
|                                      | Return - Gear To Pipe.....            |                 | ★22"           |             | Return - Gear To Pipe.....         |                 | ★22"           |             |
|                                      | Return - Pipe To Reservoir .....      |                 | ★6"            |             | Return - Pipe To Reservoir .....   |                 | ★6"            |             |
| <b>BUSES</b>                         | <b>4-CYL. 2.0 L ENG.</b>              |                 |                |             | <b>1994-1991</b>                   |                 |                |             |
|                                      | Pressure - From Pump .....            | 71875           |                |             | <b>4-CYL. 1.6 L ENG.</b>           |                 |                |             |
|                                      | Return - Cooler To Reservoir.....     |                 | ★8"            |             | Pressure - From Pump .....         | 71874           |                |             |
|                                      | Return - Gear To Pipe; W/Cooler ..... |                 | ★18"           |             | Return - Gear To Pipe.....         |                 | ★22"           |             |
|                                      | Return - Pipe To Cooler .....         |                 | ★8"            |             | Return - Pipe To Reservoir .....   |                 | ★6"            |             |
| <b>HOSE NUMERICAL</b>                | <b>PULSAR NX</b>                      |                 |                |             | <b>4-CYL. 2.0 L ENG.</b>           |                 |                |             |
|                                      | <b>1990</b>                           |                 |                |             | Pressure - From Pump .....         |                 |                |             |
|                                      | <b>4-CYL. 1.6 L ENG.</b>              |                 |                |             | Return - Cooler To Reservoir.....  |                 |                |             |
|                                      | Pressure - From Pump .....            | 71869           |                |             | Return - Gear To Pipe.....         |                 | ★8"            |             |
|                                      | Return - Gear To Pipe.....            |                 | ★7"            |             | Return - Gear To Pipe.....         |                 | ★18"           |             |
|                                      | Return - Pipe To Reservoir .....      |                 | ★4"            |             | Return - Pipe To Cooler.....       |                 | ★8"            |             |
| <b>REPAIR KITS</b>                   | <b>1989</b>                           |                 |                |             | <b>1990-1989</b>                   |                 |                |             |
|                                      | <b>4-CYL. 1.6 L ENG.</b>              |                 |                |             | <b>4-CYL. 1.6 L ENG.</b>           |                 |                |             |
|                                      | Pressure - From Pump .....            | 71869           |                |             | Pressure - From Pump .....         | 71775           |                |             |
|                                      | Return - Gear To Pipe.....            |                 | ★7"            |             | Return - Gear To Pipe.....         |                 | ★7"            |             |
|                                      | Return - Pipe To Reservoir .....      |                 | ★4"            |             | Return - Pipe To Reservoir .....   |                 | ★4"            |             |
| <b>KIT NUMERICAL</b>                 | <b>4-CYL. 1.8 L ENG.</b>              |                 |                |             | <b>1988</b>                        |                 |                |             |
|                                      | Pressure - From Pump .....            | 71873           |                |             | <b>4-CYL. 1.6 L ENG.</b>           |                 |                |             |
|                                      | Return - Gear To Pipe.....            |                 | ★7"            |             | Pressure; W/2WD.....               | 91872           |                |             |
|                                      | Return - Pipe To Reservoir .....      |                 | ★4"            |             | Pressure; W/4WD.....               | 91602           |                |             |
|                                      | <b>4-CYL. 1.8 L ENG.</b>              |                 |                |             | Return - Gear To Pipe.....         |                 |                |             |
|                                      | Pressure - From Pump .....            | 71873           |                |             | Return - Pipe To Reservoir .....   |                 | ★7"            |             |
|                                      | Return - Gear To Pipe.....            |                 | ★7"            |             |                                    |                 | ★18"           |             |
|                                      | Return - Pipe To Reservoir .....      |                 | ★4"            |             |                                    |                 |                |             |

\* Cut From C.P.E. 3/8" I.D. Hose: 71350 (48"), 81352 (25').  
 † Cut From S.A.E. 11/32" I.D. Hose: 80062 (12"), 80063 (24"), 80064 (36"), 81353 (25').  
 ★ Cut From S.A.E. 3/8" I.D. Hose: 71224 (24"), 71236 (36"), 71206 (48"), 81206 (25'). May Also Use 3/8" C.P.E.  
 ❖ Cut From S.A.E. 5/8" I.D. Hose: 71351 (36").  
 □ Cut From 1/2" I.D. Suction Hose: 71296 (36"), 81354 (10').  
 ⊕ Cut From 5/8" I.D. Suction Hose: 71207 (42"), 81355 (10').  
 ✱ Cut From 3/4" I.D. Suction Hose: 71297 (36"), 81356 (10').  
 ☆ See Page A14 For Pump or Gear Identification.

② Two Required.  
 ③ Three Required.  
 ④ Four Required.  
 ≍ Cut To Fit.  
 ⊕ Replaces Both Upper and Lower Hose.  
 ▲ 252660 Adaptor Required For Some Models.  
 ❖ See Page A6 For Installation Procedure.



# Power Steering Hose for Passenger Cars

|                                      | Application  | Assembly Number | Multi-Use Hose | End Fitting | Application                           | Assembly Number | Multi-Use Hose | End Fitting |
|--------------------------------------|--|-----------------|----------------|-------------|---------------------------------------|-----------------|----------------|-------------|
| <b>SYSTEM PUMP &amp; GEAR IDENT.</b> | <b>NISSAN - Continued</b>                            |                 |                |             | <b>NISSAN - Continued</b>             |                 |                |             |
| <b>SYSTEM &amp; COMPONENT IDENT.</b> | <b>200SX - Continued</b>                             |                 |                |             | <b>240SX - Continued</b>              |                 |                |             |
|                                      | <b>1988</b>  |                 |                |             | <b>1990-1989</b>                      |                 |                |             |
|                                      | <b>4-CYL. 2.0 L ENG.</b>                             |                 |                |             | <b>4-CYL. 2.4 L ENG.</b>              |                 |                |             |
|                                      | Pressure .....                                       | 91599           |                |             | Pressure .....                        | 91694           |                |             |
|                                      | Reservoir .....                                      |                 | ✦15"           |             | Return - Gear To Pipe.....            |                 | ★4"            |             |
|                                      | Return .....   |                 | ★16"           |             | Return - Pipe To Reservoir .....      |                 | ★13"           |             |
|                                      | <b>V-6 3.0 L ENG.</b>                                |                 |                |             | <b>280ZX</b>                          |                 |                |             |
|                                      | Pressure .....                                       | 91756           |                |             | <b>1983-1982</b>                      |                 |                |             |
|                                      | Reservoir .....                                      |                 | ✦              |             | <b>6-CYL. 2.8 L ENG.</b>              |                 |                |             |
|                                      | Return .....   |                 | ★13"           |             | Pressure .....                        | 91513           |                |             |
|                                      | <b>1987</b>  |                 |                |             | Return .....                          |                 |                |             |
|                                      | <b>4-CYL. 1.8 L ENG. (CANADA); 4-CYL. 2.0 L ENG.</b> |                 |                |             | 91514                                 |                 |                |             |
|                                      | Pressure .....                                       | 91599           |                |             | <b>1981</b>                           |                 |                |             |
|                                      | Reservoir .....                                      |                 | ✦15"           |             | <b>6-CYL. 2.8 L ENG.</b>              |                 |                |             |
|                                      | Return .....   |                 | ★16"           |             | Pressure; W/O Turbo .....             | 91481           |                |             |
|                                      | <b>V-6 3.0 L ENG.</b>                                |                 |                |             | Pressure; W/Turbo .....               |                 |                |             |
|                                      | Pressure .....                                       | 91756           |                |             | Return; W/O Turbo.....                | 91482           |                |             |
|                                      | Reservoir .....                                      |                 | ✦              |             | Return; W/Turbo.....                  | 91514           |                |             |
|                                      | Return .....   |                 | ★13"           |             | <b>1980</b>                           |                 |                |             |
| <b>LIGHT TRUCKS</b>                  | <b>1986</b>  |                 |                |             | <b>6-CYL. 2.8 L ENG.</b>              |                 |                |             |
|                                      | <b>4-CYL. 1.8 L ENG.; 4-CYL. 2.0 L ENG.</b>          |                 |                |             | Pressure .....                        |                 |                |             |
|                                      | Pressure; Feb. 1 & Newer.....                        | 91599           |                |             | Return .....                          | 91481           |                |             |
|                                      | Pressure; Jan. 31 & Older.....                       | 91542           |                |             | Return .....                          | 91482           |                |             |
|                                      | Reservoir .....                                      |                 | ✦15"           |             | <b>1979</b>                           |                 |                |             |
|                                      | Return .....   |                 | ★16"           |             | <b>6-CYL. 168 ENG.</b>                |                 |                |             |
|                                      | <b>1985-1984</b>                                     |                 |                |             | Pressure .....                        |                 |                |             |
|                                      | <b>4-CYL. 1.8 L ENG.; 4-CYL. 2.0 L ENG.</b>          |                 |                |             | Return .....                          |                 |                |             |
|                                      | Pressure .....                                       | 91542           |                |             | 91481                                 |                 |                |             |
|                                      | Reservoir .....                                      |                 | ✦15"           |             | 91482                                 |                 |                |             |
|                                      | Return .....   |                 | ★16"           |             | <b>300ZX</b>                          |                 |                |             |
| <b>MEDIUM/HEAVY TRUCKS</b>           | <b>1983-1982</b>                                     |                 |                |             | <b>1995-1994</b>                      |                 |                |             |
|                                      | <b>4-CYL. 2.2 L ENG.</b>                             |                 |                |             | <b>V-6 3.0 L ENG.</b>                 |                 |                |             |
|                                      | Reservoir .....                                      |                 | ★12"           |             | Pressure .....                        | 91755           |                |             |
|                                      | Return - Pipe To Reservoir .....                     |                 | ★8"            |             | Reservoir; W/O Turbo .....            |                 | ✦12"           |             |
|                                      | <b>1981-1980</b>                                     |                 |                |             | Return; W/O Turbo.....                |                 |                |             |
|                                      | <b>4-CYL. 2.0 L ENG.</b>                             |                 |                |             | Return - Pipe To Reservoir; W/Cooler; |                 |                |             |
|                                      | Return - Pipe To Reservoir .....                     |                 | ★8"            |             | W/Turbo.....                          |                 | ★7"            |             |
| <b>BUSES</b>                         | <b>240SX</b>   |                 |                |             | <b>1993-1990</b>                      |                 |                |             |
|                                      | <b>1995-1994</b>                                     |                 |                |             | <b>V-6 3.0 L ENG.</b>                 |                 |                |             |
|                                      | <b>4-CYL. 2.4 L ENG.</b>                             |                 |                |             | Pressure; W/O Turbo .....             |                 |                |             |
|                                      | Pressure; W/2-Wheel Stg. ....                        | 91855           |                |             | Reservoir; W/O Turbo .....            |                 | ✦12"           |             |
|                                      | <b>1993-1991</b>                                     |                 |                |             | Return; W/O Turbo.....                |                 |                |             |
|                                      | <b>4-CYL. 2.4 L ENG.</b>                             |                 |                |             | Return - Pipe To Pipe; W/Cooler;      |                 |                |             |
|                                      | Pressure; W/2-Wheel Stg. ....                        | 71872           |                |             | W/Turbo.....                          |                 | ★13"           |             |
|                                      | Return - Control Valve To Pipe;                      |                 |                |             | Return - Pipe To Reservoir; W/Cooler; |                 | ★7"            |             |
|                                      | W/4-Wheel Stg.; Rear.....                            |                 | ★6"            |             | W/Turbo.....                          |                 | ★7"            |             |
|                                      | Return - From Gear; W/2-Wheel Stg. ....              |                 | ★15"           |             | Return - Valve To Pipe; W/Cooler;     |                 |                |             |
|                                      | Return - Pipe To Pipe; W/4-Wheel Stg.;               |                 |                |             | W/Turbo.....                          |                 | ★7"            |             |
|                                      | Rear.....  |                 | ★12"           |             | <b>1989-1984</b>                      |                 |                |             |
|                                      | Return - Pipe To Reservoir; W/4-Wheel Stg.;          |                 | ★7"            |             | <b>V-6 3.0 L ENG.</b>                 |                 |                |             |
|                                      | Stg.; Rear.....                                      |                 | ★7"            |             | Pressure; W/O Turbo .....             | 91541           |                |             |
|                                      |  |                 |                |             | Pressure; W/Turbo .....               | 91512           |                |             |
|                                      |  |                 |                |             | Reservoir .....                       |                 | ✦              |             |
|                                      |  |                 |                |             | Return .....                          |                 | ★17"           |             |

**ILLUSTRATIONS**

\* Cut From C.P.E. 3/8" I.D. Hose: 71350 (48"), 81352 (25').  
 † Cut From S.A.E. 11/32" I.D. Hose: 80062 (12"), 80063 (24"), 80064 (36"), 81353 (25').  
 ★ Cut From S.A.E. 3/8" I.D. Hose: 71224 (24"), 71236 (36"), 71206 (48"), 81206 (25'). May Also Use 3/8" C.P.E.  
 ✦ Cut From S.A.E. 5/8" I.D. Hose: 71351 (36").  
 □ Cut From 1/2" I.D. Suction Hose: 71296 (36"), 81354 (10').  
 ✧ Cut From 5/8" I.D. Suction Hose: 71207 (42"), 81355 (10').  
 ✨ Cut From 3/4" I.D. Suction Hose: 71297 (36"), 81356 (10').  
 ☆ See Page A14 For Pump or Gear Identification.

② Two Required.  
 ③ Three Required.  
 ④ Four Required.  
 ✧ Cut To Fit.  
 ✨ Replaces Both Upper and Lower Hose.  
 ▲ 252660 Adaptor Required For Some Models.  
 ✦ See Page A6 For Installation Procedure.

# Power Steering Hose for Passenger Cars

| Application   | Assembly Number | Multi-Use Hose | End Fitting | Application   | Assembly Number | Multi-Use Hose | End Fitting |
|---|-----------------|----------------|-------------|---|-----------------|----------------|-------------|
| <b>NISSAN - Continued</b>   |                 |                |             | <b>OLDSMOBILE - Continued</b>   |                 |                |             |
| <b>310</b>  |                 |                |             | <b>ACHIEVA - Continued</b>  |                 |                |             |
| <b>1982</b>   |                 |                |             | <b>1994 - Continued</b>   |                 |                |             |
| <b>4-CYL. 1.5 L ENG.</b>  |                 |                |             | <b>V-6 3.1 L ENG.</b>   |                 |                |             |
| Return - Gear To Pipe.....  |                 |                | ★14"        | Pressure - From Pump.....   | 80224           |                |             |
| Return - Pipe To Reservoir.....   |                 |                | ★15"        | Pressure - To Gear.....   | 71780           |                |             |
| <b>810</b>  |                 |                |             | Return - Cooler To Pump.....  |                 | ★36"           |             |
| <b>1981</b>   |                 |                |             | Return - From Gear.....   | 70442           |                |             |
| <b>6-CYL. 2.4 L ENG.</b>  |                 |                |             | Return - Gear To Cooler.....  | ≠70442          |                |             |
| Pressure; W/Atsugi P.S. Pump.....   | 91545           |                |             | <b>1993</b>   |                 |                |             |
| Pressure; W/Saginaw P.S. Pump; ☆B...  | 91479           |                |             | <b>4-CYL. 2.3 L ENG.</b>  |                 |                |             |
| Return; W/Atsugi P.S. Pump.....   |                 |                | ★18"        | Pressure; W/O Variable Assist.....  | 71793           |                |             |
| Return; W/Saginaw P.S. Pump; ☆B.....  |                 |                | ★22"        | Pressure; W/Variable Assist; Pressure fitting of pump is equipped with an electronic sender on vehicles with variable assist..... | 71785           |                |             |
| <b>6-CYL. 2.8 L DIESEL ENG.</b>   |                 |                |             | Return.....   | 71413           |                |             |
| Return - Gear To Reservoir.....   |                 |                | ★28"        | <b>V-6 3.3 L ENG.</b>   |                 |                |             |
| <b>1980</b>   |                 |                |             | Pressure - From Pump; W/O Variable Assist.....  | 80227           |                |             |
| <b>6-CYL. 2.4 L ENG.</b>  |                 |                |             | Pressure - To Gear.....   | 71800           |                |             |
| Pressure.....   | 91471           |                |             | Return - Cooler To Pump.....  |                 | ★26"           |             |
| <b>1979-1977</b>  |                 |                |             | Return - Gear To Cooler.....  | ≠70442          |                |             |
| <b>6-CYL. 146 ENG.</b>  |                 |                |             | <b>1992</b>   |                 |                |             |
| Pressure.....   | 91471           |                |             | <b>4-CYL. 2.3 L ENG.</b>  |                 |                |             |
| <b>OLDSMOBILE</b>   |                 |                |             | Pressure; W/O Variable Assist.....  | 71793           |                |             |
| IMPORTANT: PLEASE NOTE. To select correct replacement parts, it may be necessary to identify the code character for the engine by looking at the VIN (Vehicle Identification Number) located on the dash panel. For 1981 and newer cars, refer to the 8th digit of VIN for the correct engine code. For 1980 and older cars, refer to the 5th digit of VIN for the correct engine code. |                 |                |             |   |                 |                |             |
| <b>ACHIEVA</b>  |                 |                |             | Pressure; W/Variable Assist; Pressure fitting of pump is equipped with an electronic sender on vehicles with variable assist..... | 71785           |                |             |
| <b>1995</b>   |                 |                |             | Return.....   | 71413           |                |             |
| <b>4-CYL. 2.3 L ENG.</b>  |                 |                |             | <b>V-6 3.3 L ENG.</b>   |                 |                |             |
| Pressure - To Gear.....   | 80041           |                |             | Pressure - From Pump; W/O Variable Assist.....  | 80227           |                |             |
| Return - From Gear.....   | 71413           |                |             | Pressure - To Gear.....   | 71800           |                |             |
| <b>V-6 3.1 L ENG.</b>   |                 |                |             | Return - Cooler To Pump.....  |                 | ★26"           |             |
| Pressure - From Pump; W/O Variable Assist.....  | 80224           |                |             | Return - Cooler Tube; W/Cooler.....   | 91938           |                |             |
| Pressure - From Pump; W/Variable Assist; W/Alt. Cool. Duct (KC2).....   | 80304           |                |             | Return - Gear To Cooler.....  | 91649           |                |             |
| Pressure - From Pump; W/Variable Assist; W/O Alt. Cool. Duct (KC2).....   | 80303           |                |             | <b>AURORA</b>   |                 |                |             |
| Pressure - To Gear.....   | 71780           |                |             | <b>1995</b>   |                 |                |             |
| Return - Cooler To Pump.....  | 80043           |                |             | <b>V-8 4.0 L ENG.</b>   |                 |                |             |
| Return - From Gear; W/Alt. Cool. Duct (KC2).....  | 80042           |                |             | Pressure - From Pump.....   | 91809           |                |             |
| Return - From Gear; W/O Alt. Cool. Duct (KC2).....  | ≠70442          |                |             | Pressure - To Gear.....   | 91810           |                |             |
| <b>1994</b>   |                 |                |             | Return - From Gear; W/Factory Inst. Hose.....   | 91913           |                |             |
| <b>4-CYL. 2.3 L ENG.</b>  |                 |                |             | <b>CALAIS</b>   |                 |                |             |
| Pressure; W/Auto. Trans.....  | 80040           |                |             | <b>1987</b>   |                 |                |             |
| Pressure; W/Man. Trans.; W/O Variable Assist.....   | 80040           |                |             | <b>4-CYL. 2.5 L ENG.</b>  |                 |                |             |
| Pressure; W/Man. Trans.; W/Variable Assist; Pressure fitting of pump is equipped with an electronic sender on vehicles with variable assist.....  | 80044           |                |             | Pressure - From Pump.....   | 71407           |                |             |
| Return.....   | 71413           |                |             | Return; W/O Cooler.....   | ≠70442          |                |             |
|   |                 |                |             | Return - Cooler To Pump.....  |                 | ★24"           |             |
|   |                 |                |             | Return - Cooler Tube; W/Cooler.....   | 91938           |                |             |
|   |                 |                |             | Return - Gear To Cooler.....  | 91649           |                |             |
|   |                 |                |             | <b>V-6 3.0 L ENG.</b>   |                 |                |             |
|   |                 |                |             | Pressure - To Gear.....   | 71271           |                |             |
|   |                 |                |             | Return - Cooler To Pump.....  |                 | *              |             |
|   |                 |                |             | Return - Cooler Tube; W/Cooler.....   | 91938           |                |             |
|   |                 |                |             | Return - Gear To Cooler.....  | 91649           |                |             |

**SYSTEM PUMP & GEAR IDENT.**

**SYSTEM & COMPONENT IDENT.**

**PASS. CARS**

**LIGHT TRUCKS**

**MEDIUM/HEAVY TRUCKS**

**BUSES**

**HOSE NUMERICAL**

**REPAIR KITS**

**KIT NUMERICAL**

**ILLUSTRATIONS**

\* Cut From C.P.E. 3/8" I.D. Hose: 71350 (48"), 81352 (25").  
 † Cut From S.A.E. 11/32" I.D. Hose: 80062 (12"), 80063 (24"), 80064 (36"), 81353 (25").  
 ★ Cut From S.A.E. 3/8" I.D. Hose: 71224 (24"), 71236 (36"), 71206 (48"), 81206 (25"). May Also Use 3/8" C.P.E.  
 ♣ Cut From S.A.E. 5/8" I.D. Hose: 71351 (36").  
 □ Cut From 1/2" I.D. Suction Hose: 71296 (36"), 81354 (10').  
 ♠ Cut From 5/8" I.D. Suction Hose: 71207 (42"), 81355 (10').  
 ✱ Cut From 3/4" I.D. Suction Hose: 71297 (36"), 81356 (10').  
 ☆ See Page A14 For Pump or Gear Identification.

② Two Required.  
 ③ Three Required.  
 ④ Four Required.  
 ≠ Cut To Fit.  
 \* Replaces Both Upper and Lower Hose.  
 ▲ 252660 Adaptor Required For Some Models.  
 ♣ See Page A6 For Installation Procedure.



# Power Steering Hose for Passenger Cars

|                                      | Application  | Assembly Number | Multi-Use Hose | End Fitting | Application   | Assembly Number | Multi-Use Hose | End Fitting |
|--------------------------------------|--|-----------------|----------------|-------------|---|-----------------|----------------|-------------|
| <b>SYSTEM PUMP &amp; GEAR IDENT.</b> | <b>OLDSMOBILE - Continued</b>                                  |                 |                |             | <b>OLDSMOBILE - Continued</b>   |                 |                |             |
| <b>SYSTEM &amp; COMPONENT IDENT.</b> | <b>CALAIS - Continued</b>                                      |                 |                |             | <b>CUSTOM CRUISER - Continued</b>   |                 |                |             |
| <b>PASS. CARS</b>                    | <b>1986</b>  |                 |                |             | <b>1986</b>   |                 |                |             |
|                                      | <b>4-CYL. 2.5 L ENG.</b>                                       |                 |                |             | <b>V-8 5.0 L ENG.</b>   |                 |                |             |
|                                      | Pressure - From Pump .....                                     | 71269           |                |             | Pressure .....  | 71120           |                |             |
|                                      | Return; W/Auto. Trans. ....                                    | 70441           |                |             | Return .....  |                 | *11"           |             |
|                                      | Return - Cooler To Pump; W/Man.<br>Trans.; Late .....          |                 | *24"           |             | <b>1985</b>   |                 |                |             |
|                                      | Return - Cooler Tube; W/Cooler .....                           | 91938           |                |             | <b>V-8 5.0 L ENG.</b>   |                 |                |             |
|                                      | Return - Gear To Cooler; W/Man.<br>Trans.; Late .....          | 91649           |                |             | Pressure .....  | 71120           |                | *11"        |
|                                      | Return - Gear To Pipe; W/Cooler;<br>W/Man. Trans.; Early ..... | 71320           |                |             | Return .....  |                 |                |             |
|                                      | Return - Pipe To Cooler; W/Man.<br>Trans.; Early .....         |                 | *12"           |             | <b>V-8 5.7 L DIESEL ENG.</b>  |                 |                |             |
|                                      | <b>V-6 3.0 L ENG.</b>  |                 |                |             | Pressure - Hydroboost To Gear; OE<br>design change from a pressure pipe<br>to a pressure hose. Use hose listed<br>as replacement part. .... | 71068           |                |             |
|                                      | Pressure - To Gear .....                                       | 71267           |                |             | Pressure - Pump To Hydroboost .....   | 71199           |                | *14"        |
|                                      | Return - Cooler To Pump .....                                  |                 | *              |             | Return - Gear To Pump .....   |                 |                | *38"        |
|                                      | Return - Cooler Tube; W/Cooler .....                           | 91938           |                |             | Return - Hydroboost To Pump .....   |                 |                |             |
|                                      | Return - Gear To Cooler .....                                  | 91649           |                |             | <b>1984-1982</b>  |                 |                |             |
| <b>LIGHT TRUCKS</b>                  | <b>1985</b>  |                 |                |             | <b>V-8 5.0 L ENG.</b>   |                 |                |             |
|                                      | <b>4-CYL. 2.5 L ENG.</b>                                       |                 |                |             | Pressure .....  |                 |                |             |
|                                      | Pressure - From Pump .....                                     | 71269           |                |             | Return .....  | 71120           |                | *10"        |
|                                      | Return; W/Auto. Trans. ....                                    | 70441           |                |             | <b>V-8 5.7 L DIESEL ENG.</b>  |                 |                |             |
|                                      | Return - Cooler To Pump; W/Man.<br>Trans.; Early .....         |                 | *12"           |             | Pressure - Hydroboost To Gear; OE<br>design change from a pressure pipe<br>to a pressure hose. Use hose listed<br>as replacement part. .... | 71068           |                |             |
|                                      | Return - Cooler To Pump; W/Man.<br>Trans.; Late .....          |                 | *24"           |             | Pressure - Pump To Hydroboost .....   | 71199           |                |             |
|                                      | Return - Cooler Tube; W/Cooler .....                           | 91938           |                |             | Return - Gear To Pump .....   |                 |                | *14"        |
|                                      | Return - Gear To Cooler; W/Man.<br>Trans.; Early .....         | 71320           |                |             | Return - Hydroboost To Pump .....   |                 |                | *38"        |
|                                      | Return - Gear To Cooler; W/Man.<br>Trans.; Late .....          | 91649           |                |             | <b>1981</b>   |                 |                |             |
|                                      | <b>V-6 3.0 L ENG.</b>  |                 |                |             | <b>V-8 5.0 L ENG.</b>   |                 |                |             |
|                                      | Pressure - To Gear .....                                       | 71267           |                |             | Pressure .....  | 71120           |                |             |
|                                      | Return - Cooler To Pump .....                                  |                 | *15"           |             | Return .....  |                 |                | *12" 39106  |
|                                      | Return - Cooler Tube; W/Cooler .....                           | 91938           |                |             | <b>V-8 5.7 L DIESEL ENG.</b>  |                 |                |             |
|                                      | Return - Gear To Cooler .....                                  | 91649           |                |             | Pressure - Hydroboost To Gear; OE<br>design change from a pressure pipe<br>to a pressure hose. Use hose listed<br>as replacement part. .... | 71068           |                |             |
|                                      | <b>CUSTOM CRUISER</b>  |                 |                |             | Pressure - Pump To Hydroboost .....   | 71199           |                |             |
|                                      | <b>1992</b>  |                 |                |             | Return - Gear To Pump .....   |                 |                | *18" 39106  |
|                                      | <b>V-8 5.0 L ENG.; V-8 5.7 L ENG.</b>                          |                 |                |             | Return - Hydroboost To Pump .....   |                 |                | *48"        |
|                                      | Pressure .....   | 71792           |                |             | <b>1980</b>   |                 |                |             |
|                                      | Return .....   | 80037           |                |             | <b>V-8 5.0 L ENG.; V-8 5.7 L ENG.</b>   |                 |                |             |
|                                      | <b>1991</b>  |                 |                |             | Pressure .....  | 71120           |                |             |
|                                      | <b>V-8 5.0 L ENG.</b>  |                 |                |             | Return .....  |                 |                | *18" 39106  |
|                                      | Pressure .....   | 71792           |                |             | <b>V-8 5.7 L DIESEL ENG.</b>  |                 |                |             |
|                                      | Return .....   | 80037           |                |             | Pressure - Hydroboost To Gear; OE<br>design change from a pressure pipe<br>to a pressure hose. Use hose listed<br>as replacement part. .... | 71068           |                |             |
|                                      | <b>1990-1988</b>   |                 |                |             | Pressure - Pump To Hydroboost .....   | 71089           |                |             |
|                                      | <b>V-8 5.0 L ENG.</b>  |                 |                |             | Return - Gear To Pump .....   |                 |                | *18" 39106  |
|                                      | Pressure .....   | 71120           |                |             | Return - Hydroboost To Pump .....   |                 |                | *48"        |
|                                      | Return .....   |                 | *11"           |             | <b>1979</b>   |                 |                |             |
|                                      | <b>1987</b>  |                 |                |             | <b>V-8 350 ENG.; V-8 403 ENG.</b>   |                 |                |             |
|                                      | <b>V-8 5.0 L ENG.</b>  |                 |                |             | Pressure; Conventional System .....   | 80116           |                |             |
|                                      | Pressure; Exc. Canada; W/O A.C. ....                           | 71120           |                |             | Pressure - Hydroboost To Gear; Hydro-<br>boost System .....   | 71003           |                |             |
|                                      | Return; Exc. Canada; W/O A.C. ....                             |                 | *11"           |             |   |                 |                |             |

**ILLUSTRATIONS**

\* Cut From C.P.E. 3/8" I.D. Hose: 71350 (48"), 81352 (25).  
 † Cut From S.A.E. 11/32" I.D. Hose: 80062 (12"), 80063 (24"), 80064 (36"), 81353 (25).  
 ★ Cut From S.A.E. 3/8" I.D. Hose: 71224 (24"), 71236 (36"), 71206 (48"), 81206 (25). May Also Use 3/8" C.P.E.  
 ✦ Cut From S.A.E. 5/8" I.D. Hose: 71351 (36").  
 □ Cut From 1/2" I.D. Suction Hose: 71296 (36"), 81354 (10').  
 ✧ Cut From 5/8" I.D. Suction Hose: 71207 (42"), 81355 (10').  
 ✨ Cut From 3/4" I.D. Suction Hose: 71297 (36"), 81356 (10').  
 ☆ See Page A14 For Pump or Gear Identification.

Ⓜ Two Required.  
 Ⓝ Three Required.  
 Ⓞ Four Required.  
 ≍ Cut To Fit.  
 Ⓢ Replaces Both Upper and Lower Hose.  
 ▲ 252660 Adaptor Required For Some Models.  
 ✦ See Page A6 For Installation Procedure.

# Power Steering Hose for Passenger Cars

| Application   | Assembly Number | Multi-Use Hose | End Fitting | Application                                     | Assembly Number | Multi-Use Hose | End Fitting                |                                      |
|---|-----------------|----------------|-------------|---|-----------------|----------------|----------------------------|--------------------------------------|
| <b>OLDSMOBILE - Continued</b>                         |                 |                |             | <b>OLDSMOBILE - Continued</b>                   |                 |                |                            | <b>SYSTEM PUMP &amp; GEAR IDENT.</b> |
| <b>CUSTOM CRUISER - Continued</b>                     |                 |                |             | <b>CUSTOM CRUISER - Continued</b>               |                 |                |                            |                                      |
| <b>1979 - Continued</b>                               |                 |                |             | <b>1972-1971</b>                                |                 |                |                            | <b>SYSTEM &amp; COMPONENT IDENT.</b> |
| <b>V-8 350 ENG.; V-8 403 ENG. - Continued</b>         |                 |                |             | <b>V-8 455 ENG.</b>                             |                 |                |                            |                                      |
| Pressure - Pump To Hydroboost; Hydroboost System..... | 91579           |                |             | Pressure .....                                  | 80115           |                |                            |                                      |
| Return; Conventional System.....                      | ✂70551          | ★20"           | 39135       | Return .....                                    | ✂70629          | ★18"           | 39859                      |                                      |
| Return - Gear To Pump; Hydroboost System.....         |                 | ★20"           |             | <b>CUTLASS</b>                                  |                 |                |                            |                                      |
| Return - Hydroboost To Pump; Hydroboost System.....   |                 | ★40"           | 39135       | <b>1987</b>                                     |                 |                |                            |                                      |
| <b>V-8 350 DIESEL ENG.</b>                            |                 |                |             | <b>V-6 3.8 L ENG.</b>                           |                 |                |                            | <b>PASS. CARS</b>                    |
| Pressure - Hydroboost To Gear.....                    | 71003           |                |             | Pressure .....                                  | 80138           |                | ★13"                       |                                      |
| Pressure - Pump To Hydroboost.....                    | 91579           |                |             | Return .....                                    |                 |                |                            |                                      |
| Return - Gear To Pump.....                            |                 | ★20"           |             | <b>V-8 5.0 L ENG.</b>                           |                 |                |                            |                                      |
| Return - Hydroboost To Pump.....                      |                 | ★40"           | 39135       | Pressure; Eng. VIN H; W/O A.C. ....             | 71074           |                |                            |                                      |
| <b>1978</b>   |                 |                |             | Pressure; Eng. VIN Y.....                       | 71086           |                |                            |                                      |
| <b>V-8 350 ENG.; V-8 403 ENG.</b>                     |                 |                |             | Pressure - Pump To Tee; Eng. VIN H; W/A.C. .... | 70404           |                |                            |                                      |
| Pressure; Conventional System.....                    | 80116           |                |             | Pressure - Tee To Gear; Eng. VIN H; W/A.C. .... | 39138           |                |                            |                                      |
| Pressure - Hydroboost To Gear; Hydroboost System..... | 71003           |                |             | Return; Eng. VIN H; W/O A.C. ....               |                 | ★12"           | <b>LIGHT TRUCKS</b>        |                                      |
| Pressure - Pump To Hydroboost; Hydroboost System..... | 91579           |                |             | Return; Eng. VIN Y.....                         |                 | ★10"           |                            |                                      |
| Return; Conventional System.....                      | ✂70551          | ★18"           | 39135       | Return - Pump To Tee; Eng. VIN H; W/A.C. ....   |                 | ★11"           |                            |                                      |
| Return - Gear To Pump; Hydroboost System.....         |                 | ★20"           |             | <b>1986</b>                                     |                 |                |                            |                                      |
| Return - Hydroboost To Pump; Hydroboost System.....   |                 | ★40"           | 39135       | <b>V-6 3.8 L ENG.</b>                           |                 |                |                            |                                      |
| <b>V-8 350 DIESEL ENG.</b>                            |                 |                |             | Pressure .....                                  | 80138           |                |                            |                                      |
| Pressure - Hydroboost To Gear.....                    | 71003           |                |             | Return .....                                    |                 | ★13"           | <b>MEDIUM/HEAVY TRUCKS</b> |                                      |
| Pressure - Pump To Hydroboost.....                    | 91579           |                |             | <b>V-8 5.0 L ENG.</b>                           |                 |                |                            |                                      |
| Return - Gear To Pump.....                            |                 | ★20"           |             | Pressure; Eng. VIN H; W/O A.C. ....             | 71074           |                |                            |                                      |
| Return - Hydroboost To Pump.....                      |                 | ★40"           | 39135       | Pressure; Eng. VIN Y, 9.....                    | 71086           |                |                            |                                      |
| <b>1977</b>   |                 |                |             | Pressure - Pump To Tee; Eng. VIN H; W/A.C. .... | 70404           |                |                            |                                      |
| <b>V-8 350 ENG.</b>                                   |                 |                |             | Pressure - Tee To Gear; Eng. VIN H; W/A.C. .... | 39138           |                |                            |                                      |
| Pressure .....  | 80116           |                |             | Return; Eng. VIN H; W/O A.C. ....               |                 | ★12"           | <b>BUSES</b>               |                                      |
| Return; Eng. VIN L.....                               |                 | ★10"           |             | Return; Eng. VIN Y, 9.....                      |                 | ★10"           |                            |                                      |
| Return; Eng. VIN R.....                               | ✂70518          | ★14"           | 39135       | Return - Pump To Tee; Eng. VIN H; W/A.C. ....   |                 | ★11"           |                            |                                      |
| <b>V-8 403 ENG.</b>                                   |                 |                |             | <b>1985</b>                                     |                 |                |                            |                                      |
| Pressure .....  | 80116           |                |             | <b>V-6 3.8 L ENG.</b>                           |                 |                |                            |                                      |
| Return .....  | ✂70518          | ★14"           | 39135       | Pressure .....                                  | 80138           |                |                            |                                      |
| <b>1976</b>   |                 |                |             | Return .....                                    |                 | ★13"           | <b>HOSE NUMERICAL</b>      |                                      |
| <b>V-8 455 ENG.</b>                                   |                 |                |             | <b>V-8 5.0 L ENG.</b>                           |                 |                |                            |                                      |
| Pressure .....  | 70273           |                |             | Pressure; Eng. VIN H.....                       | 71074           |                |                            |                                      |
| Return .....  | ✂70629          | ★18"           | 39859       | Pressure; Eng. VIN Y, 9.....                    | 71086           |                |                            |                                      |
| <b>1975</b>   |                 |                |             | Return .....                                    |                 | ★12"           | <b>REPAIR KITS</b>         |                                      |
| <b>V-8 400 ENG.; V-8 455 ENG.</b>                     |                 |                |             | <b>V-8 5.7 L DIESEL ENG.</b>                    |                 |                |                            |                                      |
| Pressure .....  | 70273           |                |             | Pressure - Hydroboost To Gear.....              | 71226           |                |                            |                                      |
| Return .....  | ✂70629          | ★18"           | 39859       | Pressure - Pump To Hydroboost.....              | 71225           |                |                            |                                      |
| <b>1974</b>   |                 |                |             | Return - Gear To Pump.....                      |                 | ★11"           | <b>KIT NUMERICAL</b>       |                                      |
| <b>V-8 455 ENG.</b>                                   |                 |                |             | Return - Hydroboost To Pump.....                |                 | ★40"           |                            |                                      |
| Pressure .....  | 70273           |                |             | <b>1984-1983</b>                                |                 |                |                            |                                      |
| Return .....  | ✂70629          | ★18"           | 39859       | <b>V-6 3.8 L ENG.</b>                           |                 |                |                            |                                      |
| <b>1973</b>   |                 |                |             | Pressure .....                                  | 80138           |                |                            |                                      |
| <b>V-8 350 ENG.; V-8 455 ENG.</b>                     |                 |                |             | Return .....                                    |                 | ★13"           | <b>ILLUSTRATIONS</b>       |                                      |
| Pressure .....  | 70273           |                |             | <b>V-6 4.3 L DIESEL ENG.</b>                    |                 |                |                            |                                      |
| Return .....  | ✂70629          | ★18"           | 39859       | Pressure .....                                  | 71219           |                |                            |                                      |
|   |                 |                |             | Reservoir .....                                 |                 | ✂              |                            |                                      |
|   |                 |                |             | Return .....                                    |                 | ★13"           |                            |                                      |

\* Cut From C.P.E. 3/8" I.D. Hose: 71350 (48"), 81352 (25").  
 † Cut From S.A.E. 1 1/32" I.D. Hose: 80062 (12"), 80063 (24"), 80064 (36"), 81353 (25").  
 ★ Cut From S.A.E. 3/8" I.D. Hose: 71224 (24"), 71236 (36"), 71206 (48"), 81206 (25"). May Also Use 3/8" C.P.E.  
 ✂ Cut From S.A.E. 5/8" I.D. Hose: 71351 (36").  
 □ Cut From 1/2" I.D. Suction Hose: 71296 (36"), 81354 (10').  
 ✦ Cut From 5/8" I.D. Suction Hose: 71207 (42"), 81355 (10').  
 ✧ Cut From 3/4" I.D. Suction Hose: 71297 (36"), 81356 (10').  
 ☆ See Page A14 For Pump or Gear Identification.

② Two Required.  
 ③ Three Required.  
 ④ Four Required.  
 ✂ Cut To Fit.  
 ✦ Replaces Both Upper and Lower Hose.  
 ▲ 252660 Adaptor Required For Some Models.  
 ✧ See Page A6 For Installation Procedure.



# Power Steering Hose for Passenger Cars

| Application                                     | Assembly Number | Multi-Use Hose | End Fitting | Application                            | Assembly Number | Multi-Use Hose | End Fitting |                           |
|---|-----------------|----------------|-------------|--|-----------------|----------------|-------------|---------------------------|
| <b>OLDSMOBILE - Continued</b>                   |                 |                |             | <b>OLDSMOBILE - Continued</b>          |                 |                |             | SYSTEM PUMP & GEAR IDENT. |
| <b>CUTLASS - Continued</b>                      |                 |                |             | <b>CUTLASS - Continued</b>             |                 |                |             |                           |
| <b>1977 - Continued</b>                         |                 |                |             | <b>1967</b>                            |                 |                |             | SYSTEM & COMPONENT IDENT. |
| <b>V-6 231 ENG. - Continued</b>                 |                 |                |             | <b>6-CYL. 250 ENG.</b>                 |                 |                |             |                           |
| Return .....                                    | ✕70629          | ★18"           | 39859       | Return .....                           |                 | ★26"           |             |                           |
| <b>V-8 260 ENG.; V-8 350 ENG.; V-8 403 ENG.</b> |                 |                |             | <b>V-8 330 ENG.; V-8 400 ENG.</b>      |                 |                |             | SYSTEM & COMPONENT IDENT. |
| Pressure .....                                  | 80217           |                |             | Pressure .....                         | 70203           | ★26"           |             |                           |
| Return .....                                    | ✕70518          | ★14"           | 39135       | Return .....                           |                 |                |             |                           |
| <b>1976</b>                                     |                 |                |             | <b>CUTLASS CALAIS</b>                  |                 |                |             | PASS. CARS                |
| <b>6-CYL. 250 ENG.</b>                          |                 |                |             | <b>1991</b>                            |                 |                |             |                           |
| Pressure .....                                  | 80132           |                |             | <b>4-CYL. 2.3 L ENG.</b>               |                 |                |             |                           |
| Return .....                                    | ✕70629          | ★16"           | 39859       | Pressure; W/Soft Ride Suspension ..... | 71795           |                |             |                           |
| <b>V-8 260 ENG.; V-8 350 ENG.; V-8 455 ENG.</b> |                 |                |             | Return .....                           |                 |                |             | 71413                     |
| Pressure .....                                  | 70273           |                |             | <b>4-CYL. 2.5 L ENG.</b>               |                 |                |             |                           |
| Return .....                                    | ✕70629          | ★16"           | 39859       | Pressure .....                         | 71410           |                |             |                           |
| <b>1975</b>                                     |                 |                |             | Return .....                           |                 |                |             | 91551                     |
| <b>6-CYL. 250 ENG.</b>                          |                 |                |             | <b>V-6 3.3 L ENG.</b>                  |                 |                |             | LIGHT TRUCKS              |
| Pressure; W/A.P. ....                           | 80133           |                |             | Pressure - From Pump .....             | 80226           |                |             |                           |
| Pressure; W/O A.P. ....                         | 80132           |                |             | Pressure - To Gear .....               | 71800           |                |             |                           |
| Return .....                                    | ✕70629          | ★16"           | 39859       | Return - Cooler To Pump .....          |                 | ★26"           |             |                           |
| <b>V-8 260 ENG.; V-8 350 ENG.; V-8 455 ENG.</b> |                 |                |             | Return - Cooler Tube; W/Cooler .....   |                 |                |             | 91938                     |
| Pressure .....                                  | 70273           |                |             | Return - Gear To Cooler .....          | 91649           |                |             |                           |
| Return .....                                    | ✕70629          | ★16"           | 39859       | <b>1990</b>                            |                 |                |             |                           |
| <b>1974-1973</b>                                |                 |                |             | <b>4-CYL. 2.3 L ENG.</b>               |                 |                |             | MEDIUM/HEAVY TRUCKS       |
| <b>V-8 350 ENG.; V-8 455 ENG.</b>               |                 |                |             | Pressure .....                         |                 |                |             |                           |
| Pressure .....                                  | 70273           |                |             | Return .....                           | 71413           |                |             |                           |
| Return .....                                    | ✕70629          | ★16"           | 39859       | <b>4-CYL. 2.5 L ENG.</b>               |                 |                |             |                           |
| <b>1972</b>                                     |                 |                |             | Pressure .....                         |                 |                |             | 71410                     |
| <b>V-8 350 ENG.; V-8 455 ENG.</b>               |                 |                |             | Return .....                           |                 |                |             | 91551                     |
| Pressure .....                                  | 80115           |                |             | <b>V-6 3.3 L ENG.</b>                  |                 |                |             |                           |
| Return .....                                    | ✕70629          | ★18"           | 39859       | Pressure - From Pump .....             | 80226           |                |             |                           |
| <b>1971</b>                                     |                 |                |             | Pressure - To Gear .....               |                 |                |             | 71800                     |
| <b>6-CYL. 250 ENG.</b>                          |                 |                |             | Return - Cooler To Pump .....          |                 |                |             | ★26"                      |
| Pressure .....                                  | ▲71058          |                |             | Return - Cooler Tube; W/Cooler .....   | 91938           |                |             |                           |
| Return .....                                    |                 | ★12"           |             | Return - Gear To Cooler .....          | 91649           |                |             |                           |
| <b>V-8 350 ENG.; V-8 455 ENG.</b>               |                 |                |             | <b>1989</b>                            |                 |                |             | HOSE NUMERICAL            |
| Pressure .....                                  | 80115           |                |             | <b>4-CYL. 2.3 L ENG.</b>               |                 |                |             |                           |
| Return .....                                    | ✕70629          | ★18"           | 39859       | Pressure .....                         | 71403           |                |             |                           |
| <b>1970</b>                                     |                 |                |             | Return .....                           |                 |                |             | 71413                     |
| <b>6-CYL. 250 ENG.</b>                          |                 |                |             | <b>4-CYL. 2.5 L ENG.</b>               |                 |                |             |                           |
| Pressure .....                                  | 71058           |                |             | Pressure .....                         | 71410           |                |             |                           |
| Return .....                                    |                 | ★32"           |             | Return .....                           | 91551           |                |             |                           |
| <b>V-8 350 ENG.; V-8 455 ENG.</b>               |                 |                |             | <b>V-6 3.3 L ENG.</b>                  |                 |                |             |                           |
| Pressure .....                                  | 70245           |                |             | Pressure - From Pump .....             | 80226           |                |             |                           |
| Return .....                                    |                 | ★18"           |             | Pressure - To Gear .....               | 71800           |                |             |                           |
| <b>1969-1968</b>                                |                 |                |             | Return - Cooler To Pump .....          |                 |                |             | ★26"                      |
| <b>6-CYL. 250 ENG.</b>                          |                 |                |             | Return - Cooler Tube; W/Cooler .....   |                 |                |             | 91938                     |
| Pressure .....                                  | 71058           |                |             | Return - Gear To Cooler .....          | 91649           |                |             |                           |
| Return .....                                    |                 | ★32"           |             | <b>1988</b>                            |                 |                |             |                           |
| <b>V-8 350 ENG.</b>                             |                 |                |             | <b>4-CYL. 2.3 L ENG.</b>               |                 |                |             |                           |
| Pressure .....                                  | 70245           |                |             | Pressure .....                         | 71401           |                |             |                           |
| Return .....                                    |                 | ★18"           |             | Return .....                           | 71413           |                |             |                           |
| <b>1970</b>                                     |                 |                |             | <b>4-CYL. 2.5 L ENG.</b>               |                 |                |             |                           |
| <b>6-CYL. 250 ENG.</b>                          |                 |                |             | Pressure - From Pump .....             |                 |                |             | 71407                     |
| Pressure .....                                  |                 |                |             | Return - To Pump .....                 | ✕70442          |                |             |                           |
| Return .....                                    |                 |                |             | <b>V-6 3.0 L ENG.</b>                  |                 |                |             |                           |
| <b>V-8 350 ENG.</b>                             |                 |                |             | Pressure - To Gear .....               |                 |                |             | 71271                     |
| Pressure .....                                  |                 |                |             |  |                 |                |             |                           |
| Return .....                                    |                 |                |             |  |                 |                |             |                           |

\* Cut From C.P.E. 3/8" I.D. Hose: 71350 (48"), 81352 (25").  
 † Cut From S.A.E. 11/32" I.D. Hose: 80062 (12"), 80063 (24"), 80064 (36"), 81353 (25").  
 ★ Cut From S.A.E. 3/8" I.D. Hose: 71224 (24"), 71236 (36"), 71206 (48"), 81206 (25"). May Also Use 3/8" C.P.E.  
 ✕ Cut From S.A.E. 5/8" I.D. Hose: 71351 (36").  
 □ Cut From 1/2" I.D. Suction Hose: 71296 (36"), 81354 (10').  
 ✧ Cut From 5/8" I.D. Suction Hose: 71207 (42"), 81355 (10').  
 ✨ Cut From 3/4" I.D. Suction Hose: 71297 (36"), 81356 (10').  
 ☆ See Page A14 For Pump or Gear Identification.

② Two Required.  
 ③ Three Required.  
 ④ Four Required.  
 ✕ Cut To Fit.  
 ✨ Replaces Both Upper and Lower Hose.  
 ▲ 252660 Adaptor Required For Some Models.  
 ✧ See Page A6 For Installation Procedure.

ILLUSTRATIONS

# Power Steering Hose for Passenger Cars

|                                      | Application                            | Assembly Number | Multi-Use Hose | End Fitting | Application                             | Assembly Number | Multi-Use Hose | End Fitting |
|--------------------------------------|--|-----------------|----------------|-------------|---|-----------------|----------------|-------------|
| <b>SYSTEM PUMP &amp; GEAR IDENT.</b> | <b>OLDSMOBILE - Continued</b>          |                 |                |             | <b>OLDSMOBILE - Continued</b>           |                 |                |             |
| <b>SYSTEM &amp; COMPONENT IDENT.</b> | <b>CUTLASS CALAIS - Continued</b>      |                 |                |             | <b>CUTLASS CIERA - Continued</b>        |                 |                |             |
| <b>PASS. CARS</b>                    | <b>1988 - Continued</b>                |                 |                |             | <b>1989 - Continued</b>                 |                 |                |             |
|                                      | V-6 3.0 L ENG. - Continued             |                 | *              |             | V-6 2.8 L ENG. - Continued              |                 |                |             |
|                                      | Return - Cooler To Pump .....          |                 |                |             | Return - Pipe To Pump; W/Cooler;        |                 |                |             |
|                                      | Return - Cooler Tube; W/Cooler .....   | 91938           |                |             | Wagon .....                             |                 | *4"            |             |
|                                      | Return - Gear To Cooler .....          | 91649           |                |             |   |                 |                |             |
|                                      | <b>CUTLASS CIERA</b>                   |                 |                |             | <b>V-6 3.3 L ENG.</b>                   |                 |                |             |
|                                      | <b>1995-1994</b>                       |                 |                |             | Pressure; Exc. Wagon .....              |                 |                |             |
|                                      | <b>4-CYL. 2.2 L ENG.</b>               |                 |                |             | Pressure; Wagon .....                   |                 |                |             |
|                                      | Pressure .....                         | 91716           |                |             | Return - Cooler To Pipe; Wagon .....    |                 | *12"           |             |
|                                      | Return .....                           | 80038           |                |             | Return - Cooler To Pump; Exc. Wagon.    |                 | *24"           |             |
|                                      | <b>V-6 3.1 L ENG.</b>                  |                 |                |             | Return - From Gear; W/Cooler; Exc.      |                 |                |             |
|                                      | Pressure .....                         | 91778           |                | *24"        | Wagon .....                             | 91937           |                |             |
|                                      | Return - Cooler To Pipe .....          |                 |                |             | Return - From Gear; W/Cooler; Wagon.    | 91805           |                |             |
|                                      | Return - From Gear; W/Cooler .....     | 91936           |                | *4"         | Return - Pipe To Pump; W/Cooler;        |                 |                |             |
|                                      | Return - Pipe To Pump; W/Cooler .....  |                 |                | *4"         | Wagon .....                             |                 | *4"            |             |
| <b>LIGHT TRUCKS</b>                  | <b>1993</b>                            |                 |                |             | <b>1988</b>                             |                 |                |             |
|                                      | <b>4-CYL. 2.2 L ENG.</b>               |                 |                |             | <b>4-CYL. 2.5 L ENG.</b>                |                 |                |             |
|                                      | Pressure .....                         | 91716           |                |             | Pressure .....                          | 91655           |                |             |
|                                      | Return .....                           | 80038           |                |             | Return .....                            | 91551           |                |             |
|                                      | <b>V-6 3.3 L ENG.</b>                  |                 |                |             | <b>V-6 2.8 L ENG.</b>                   |                 |                |             |
|                                      | Pressure .....                         | 91715           |                | *24"        | Pressure; Exc. Wagon .....              | 91658           |                |             |
|                                      | Return - Cooler To Pump .....          |                 |                |             | Pressure; Wagon .....                   | 91662           |                |             |
|                                      | Return - From Gear; W/Cooler .....     | 91937           |                | *24"        | Return - Cooler To Pipe; Exc. Wagon...  |                 | *10"           |             |
| <b>MEDIUM/HEAVY TRUCKS</b>           | <b>1992-1991</b>                       |                 |                |             | Return - Cooler To Pipe; Wagon .....    |                 |                |             |
|                                      | <b>4-CYL. 2.5 L ENG.</b>               |                 |                |             | Return - From Gear; W/Cooler; Exc.      |                 |                |             |
|                                      | Pressure .....                         | 91655           |                |             | Wagon .....                             | 91937           |                | *3"         |
|                                      | Return .....                           | 91551           |                |             | Return - From Gear; W/Cooler; Wagon.    | 91805           |                |             |
| <b>BUSES</b>                         | <b>V-6 3.3 L ENG.</b>                  |                 |                |             | Return - Pipe To Pump; W/Cooler; Exc.   |                 |                |             |
|                                      | Pressure .....                         | 91715           |                | *24"        | Wagon .....                             |                 | *4"            |             |
|                                      | Return - Cooler To Pump .....          |                 |                |             | Return - Pipe To Pump; W/Cooler;        |                 |                |             |
|                                      | Return - From Gear; W/Cooler .....     | 91937           |                |             | Wagon .....                             |                 | *4"            |             |
|                                      | <b>1990</b>                            |                 |                |             | <b>V-6 3.8 L ENG.</b>                   |                 |                |             |
|                                      | <b>4-CYL. 2.5 L ENG.</b>               |                 |                |             | Pressure; Exc. Wagon .....              |                 |                |             |
|                                      | Pressure .....                         | 91655           |                |             | Pressure; Wagon .....                   | 91662           |                |             |
|                                      | Return .....                           | 91551           |                |             | Return - Cooler To Pipe; Wagon .....    |                 | *12"           |             |
| <b>HOSE NUMERICAL</b>                | <b>V-6 3.3 L ENG.</b>                  |                 |                |             | Return - Cooler To Pump; Exc. Wagon.    |                 |                |             |
|                                      | Pressure .....                         | 91657           |                | *24"        | Return - From Gear; W/Cooler; Exc.      |                 | *24"           |             |
|                                      | Return - Cooler To Pump .....          |                 |                |             | Wagon .....                             | 91937           |                |             |
|                                      | Return - From Gear; W/Cooler .....     | 91937           |                |             | Return - From Gear; W/Cooler; Wagon.    | 91805           |                |             |
|                                      | <b>1989</b>                            |                 |                |             | Return - Pipe To Pump; W/Cooler;        |                 |                |             |
|                                      | <b>4-CYL. 2.5 L ENG.</b>               |                 |                |             | Wagon .....                             |                 |                |             |
|                                      | Pressure .....                         | 91655           |                |             |   |                 | *4"            |             |
|                                      | Pressure; Wagon .....                  | 71552           |                |             | <b>1987</b>                             |                 |                |             |
|                                      | Return; Exc. Wagon .....               | 91551           |                |             | <b>4-CYL. 2.5 L ENG.</b>                |                 |                |             |
|                                      | Return; Wagon .....                    | 71413           |                |             | Pressure; Early; W/18mm End Fittings .. | 91865           |                |             |
| <b>REPAIR KITS</b>                   | <b>V-6 2.8 L ENG.</b>                  |                 |                |             | Pressure; Late; W/16, 18mm End Fit-     |                 |                |             |
|                                      | Pressure; Exc. Wagon .....             | 91658           |                |             | tings .....                             | 91656           |                |             |
|                                      | Pressure; Wagon .....                  | 91662           |                |             | Return .....                            | 91551           |                |             |
|                                      | Return - Cooler To Pipe; Exc. Wagon... |                 | *10"           |             | <b>V-6 2.8 L ENG.</b>                   |                 |                |             |
|                                      | Return - Cooler To Pipe; Wagon .....   |                 | *12"           |             | Pressure - Pump To Tee .....            | 91631           |                |             |
|                                      | Return - From Gear; W/Cooler; Exc.     |                 |                |             | Return - Cooler To Pipe .....           |                 | *10"           |             |
|                                      | Wagon .....                            | 91937           |                |             | Return - From Gear; W/Cooler .....      | 91937           |                |             |
|                                      | Return - From Gear; W/Cooler; Wagon.   | 91805           |                |             | Return - Pipe To Pump; W/Cooler .....   |                 | *3"            |             |
|                                      | Return - Pipe To Pump; W/Cooler; Exc.  |                 |                |             | <b>V-6 3.8 L ENG.</b>                   |                 |                |             |
|                                      | Wagon .....                            |                 | *3"            |             | Pressure; Early .....                   | 70440           |                |             |
| <b>KIT NUMERICAL</b>                 | <b>1986</b>                            |                 |                |             | Pressure; Late .....                    |                 |                |             |
|                                      | <b>4-CYL. 2.5 L ENG.</b>               |                 |                |             | Return - Cooler To Pump .....           |                 |                |             |
|                                      | Pressure - From Pump .....             | 91526           |                |             | Return - From Gear; W/Cooler .....      | 91937           |                | *24"        |
|                                      | Pressure - To Gear .....               | 71188           |                |             | <b>1986</b>                             |                 |                |             |

**ILLUSTRATIONS**

\* Cut From C.P.E. 3/8" I.D. Hose: 71350 (48"), 81352 (25).  
 † Cut From S.A.E. 11/32" I.D. Hose: 80062 (12"), 80063 (24"), 80064 (36"), 81353 (25).  
 ★ Cut From S.A.E. 3/8" I.D. Hose: 71224 (24"), 71236 (36"), 71206 (48"), 81206 (25). May Also Use 3/8" C.P.E.  
 ✦ Cut From S.A.E. 5/8" I.D. Hose: 71351 (36").  
 □ Cut From 1/2" I.D. Suction Hose: 71296 (36"), 81354 (10').  
 ✧ Cut From 5/8" I.D. Suction Hose: 71207 (42"), 81355 (10').  
 ✨ Cut From 3/4" I.D. Suction Hose: 71297 (36"), 81356 (10').  
 ☆ See Page A14 For Pump or Gear Identification.

Ⓜ Two Required.  
 Ⓝ Three Required.  
 Ⓞ Four Required.  
 ≍ Cut To Fit.  
 Ⓢ Replaces Both Upper and Lower Hose.  
 ▲ 252660 Adaptor Required For Some Models.  
 ✦ See Page A6 For Installation Procedure.



# Power Steering Hose for Passenger Cars

| Application  | Assembly Number | Multi-Use Hose | End Fitting | Application                           | Assembly Number | Multi-Use Hose | End Fitting |
|--|-----------------|----------------|-------------|---------------------------------------|-----------------|----------------|-------------|
| <b>OLDSMOBILE - Continued</b>                      |                 |                |             | <b>OLDSMOBILE - Continued</b>         |                 |                |             |
| <b>CUTLASS CIERA - Continued</b>                   |                 |                |             | <b>CUTLASS CIERA - Continued</b>      |                 |                |             |
| <b>1986 - Continued</b>                            |                 |                |             | <b>1983 - Continued</b>               |                 |                |             |
| <b>4-CYL. 2.5 L ENG. - Continued</b>               |                 |                |             | <b>V-6 2.8 L ENG. (CANADA)</b>        |                 |                |             |
| Return - From Gear .....                           | 71322           |                |             | Pressure; W/O A.C. ....               | 91864           |                |             |
| <b>V-6 2.8 L ENG.</b>                              |                 |                |             | Pressure - Pump To Tee; W/A.C. ....   | 39137           |                |             |
| Pressure; W/Fuel Inj. ....                         | 91538           |                |             | Pressure - Tee To Gear; W/A.C. ....   | 91502           |                |             |
| Pressure; W/O A.C. ....                            | 91864           |                |             | Return .....                          | 91551           |                |             |
| Pressure - Pump To Tee; W/A.C.; W/O Fuel Inj. .... | 39137           |                |             | <b>V-6 3.0 L ENG.</b>                 |                 |                |             |
| Pressure - Tee To Gear; W/A.C.; W/O Fuel Inj. .... | 91502           |                |             | Pressure - From Pump; W/A.C. ....     | 71258           |                |             |
| Return .....                                       | 91551           |                |             | Pressure - From Pump; W/O A.C. ....   | 91501           |                |             |
| <b>V-6 3.8 L ENG.</b>                              |                 |                |             | Pressure - To Gear .....              | 91533           |                |             |
| Pressure - From Pump .....                         | 70440           |                |             | Return - From Gear .....              | 91551           |                |             |
| Pressure - To Gear .....                           | 91533           |                |             | <b>V-6 4.3 L DIESEL ENG.</b>          |                 |                |             |
| Return - Cooler To Pump .....                      |                 | *24"           |             | Reservoir .....                       |                 | ✦              |             |
| Return - Gear To Cooler .....                      | 91937           |                |             | <b>1982</b>                           |                 |                |             |
| <b>1985</b>  |                 |                |             | <b>4-CYL. 2.5 L ENG.</b>              |                 |                |             |
| <b>4-CYL. 2.5 L ENG.</b>                           |                 |                |             | Pressure - From Pump .....            | 91526           |                |             |
| Pressure - From Pump .....                         | 91526           |                |             | Pressure - To Gear .....              | 71188           |                |             |
| Pressure - To Gear .....                           | 71188           |                |             | Return - From Gear .....              | 71322           |                |             |
| Return - From Gear .....                           | 71322           |                |             | Return - To Pump .....                |                 | *6"            |             |
| <b>V-6 2.8 L ENG. (CANADA)</b>                     |                 |                |             | <b>V-6 2.8 L ENG. (CANADA)</b>        |                 |                |             |
| Pressure; W/O A.C. ....                            | 91864           |                |             | Pressure - From Pump .....            | 71189           |                |             |
| Pressure - Pump To Tee; W/A.C. ....                | 39137           |                |             | Pressure - To Gear .....              | 91530           |                |             |
| Pressure - Tee To Gear; W/A.C. ....                | 91502           |                |             | Return - From Gear .....              | 91551           |                |             |
| Return .....                                       | 91551           |                |             | <b>V-6 3.0 L ENG.</b>                 |                 |                |             |
| <b>V-6 3.0 L ENG.</b>                              |                 |                |             | Pressure - From Pump .....            | 71191           |                |             |
| Pressure - From Pump .....                         | 71258           |                |             | Pressure - To Gear .....              | 91530           |                |             |
| Pressure - To Gear .....                           | 91533           |                |             | Return - From Gear .....              | 91551           |                |             |
| Return - From Gear .....                           | 91551           |                |             | <b>V-6 4.3 L DIESEL ENG.</b>          |                 |                |             |
| <b>V-6 3.8 L ENG.</b>                              |                 |                |             | Pressure - To Gear .....              | 91530           |                |             |
| Pressure - From Pump .....                         | 71258           |                |             | Reservoir .....                       |                 | ✦              |             |
| Pressure - To Gear .....                           | 91533           |                |             | Return - From Gear .....              |                 | *24"           |             |
| Return - Cooler To Pump .....                      |                 | *15"           |             | <b>CUTLASS CRUISER</b>                |                 |                |             |
| <b>1984</b>  |                 |                |             | <b>1994</b>                           |                 |                |             |
| <b>4-CYL. 2.5 L ENG.</b>                           |                 |                |             | <b>V-6 3.1 L ENG.</b>                 |                 |                |             |
| Pressure - From Pump .....                         | 91526           |                |             | Pressure .....                        | 91796           |                |             |
| Pressure - To Gear .....                           | 71188           |                |             | Return - Cooler To Pipe .....         |                 | *28"           |             |
| Return - From Gear .....                           | 71322           |                |             | Return - Pipe To Pump; W/Cooler ..... |                 | *4"            |             |
| Return - To Pump .....                             |                 | *5"            |             | <b>1993</b>                           |                 |                |             |
| <b>V-6 2.8 L ENG. (CANADA)</b>                     |                 |                |             | <b>V-6 3.3 L ENG.</b>                 |                 |                |             |
| Pressure; W/O A.C. ....                            | 91864           |                |             | Pressure .....                        | 91715           |                |             |
| Pressure - Pump To Tee; W/A.C. ....                | 39137           |                |             | Return - Cooler To Pipe .....         |                 | *12"           |             |
| Pressure - Tee To Gear; W/A.C. ....                | 91502           |                |             | Return - From Gear; W/Cooler .....    | 91911           |                |             |
| Return .....                                       | 91551           |                |             | Return - Pipe To Pump; W/Cooler ..... |                 | *4"            |             |
| <b>V-6 3.0 L ENG.; V-6 3.8 L ENG.</b>              |                 |                |             | <b>1992-1991</b>                      |                 |                |             |
| Pressure - From Pump .....                         | 71258           |                |             | <b>V-6 3.3 L ENG.</b>                 |                 |                |             |
| Pressure - To Gear .....                           | 91533           |                |             | Pressure .....                        | 91715           |                |             |
| Return - From Gear .....                           | 91551           |                |             | Return - Cooler To Pump .....         |                 | *24"           |             |
| <b>V-6 4.3 L DIESEL ENG.</b>                       |                 |                |             | Return - From Gear; W/Cooler .....    | 91937           |                |             |
| Pressure .....                                     | 91509           |                |             | <b>1990</b>                           |                 |                |             |
| Reservoir .....                                    |                 | ✦              |             | <b>4-CYL. 2.5 L ENG.</b>              |                 |                |             |
| <b>1983</b>  |                 |                |             | Pressure .....                        | 71552           |                |             |
| <b>4-CYL. 2.5 L ENG.</b>                           |                 |                |             | Return .....                          | 71413           |                |             |
| Pressure - From Pump .....                         | 91526           |                |             | <b>V-6 3.3 L ENG.</b>                 |                 |                |             |
| Pressure - To Gear .....                           | 71188           |                |             | Pressure .....                        | 91662           |                |             |
| Return - From Gear .....                           | 71322           |                |             | Return - Cooler To Pipe .....         |                 | *12"           |             |
| Return - To Pump .....                             |                 | *5"            |             |                                       |                 |                |             |

- \* Cut From C.P.E. 3/8" I.D. Hose: 71350 (48"), 81352 (25').
- † Cut From S.A.E. 11/32" I.D. Hose: 80062 (12"), 80063 (24"), 80064 (36"), 81353 (25').
- ★ Cut From S.A.E. 3/8" I.D. Hose: 71224 (24"), 71236 (36"), 71206 (48"), 81206 (25'). May Also Use 3/8" C.P.E.
- ✦ Cut From S.A.E. 5/8" I.D. Hose: 71351 (36").
- Cut From 1/2" I.D. Suction Hose: 71296 (36"), 81354 (10').
- ✧ Cut From 5/8" I.D. Suction Hose: 71207 (42"), 81355 (10').
- \* Cut From 3/4" I.D. Suction Hose: 71297 (36"), 81356 (10').
- ☆ See Page A14 For Pump or Gear Identification.

- ② Two Required.
- ③ Three Required.
- ④ Four Required.
- ✧ Cut To Fit.
- ✧ Replaces Both Upper and Lower Hose.
- ▲ 252660 Adaptor Required For Some Models.
- ✦ See Page A6 For Installation Procedure.

SYSTEM PUMP & GEAR IDENT.

SYSTEM & COMPONENT IDENT.

PASS. CARS

LIGHT TRUCKS

MEDIUM/HEAVY TRUCKS

BUSES

HOSE NUMERICAL

REPAIR KITS

KIT NUMERICAL

ILLUSTRATIONS

# Power Steering Hose for Passenger Cars

|                                      | Application   | Assembly Number | Multi-Use Hose | End Fitting | Application   | Assembly Number | Multi-Use Hose | End Fitting |
|--------------------------------------|---|-----------------|----------------|-------------|---|-----------------|----------------|-------------|
| <b>SYSTEM PUMP &amp; GEAR IDENT.</b> | <b>OLDSMOBILE - Continued</b>   |                 |                |             | <b>OLDSMOBILE - Continued</b>   |                 |                |             |
| <b>SYSTEM &amp; COMPONENT IDENT.</b> | <b>CUTLASS CRUISER - Continued</b>  |                 |                |             | <b>CUTLASS CRUISER - Continued</b>  |                 |                |             |
| <b>PASS. CARS</b>                    | <b>1990 - Continued</b>   |                 |                |             | <b>1979 - Continued</b>   |                 |                |             |
|                                      | <b>V-6 3.3 L ENG. - Continued</b>   |                 |                |             | <b>V-8 350 DIESEL ENG. - Continued</b>  |                 |                |             |
|                                      | Return - From Gear; W/Cooler.....   | 91805           |                |             | Return - Hydroboost To Pump.....  |                 | ★42"           |             |
|                                      | Return - Pipe To Pump; W/Cooler.....  |                 | ✱4"            |             |   |                 |                |             |
|                                      | <b>1981</b>   |                 |                |             | <b>1978</b>   |                 |                |             |
|                                      | <b>V-6 3.8 L ENG.</b>   |                 |                |             | <b>V-6 231 ENG.</b>   |                 |                |             |
|                                      | Pressure.....   | 71072           |                |             | Pressure; Conventional System; W/A.P.   | 80137           |                |             |
|                                      | Return.....   |                 | ✱14"           |             | Pressure; Conventional System; W/O A.P.....   | 70247           |                |             |
|                                      | <b>V-8 4.3 L ENG.</b>   |                 |                |             | Pressure - Hydroboost To Gear; Hydroboost System.....   | 71003           |                |             |
|                                      | Pressure.....   | 71086           |                |             | Pressure - Pump To Hydroboost; Hydroboost System.....   | 91579           |                |             |
|                                      | Return.....   |                 | ✱15"           |             | Return; Conventional System.....  | ✱70177          | ★18"           | 39859       |
|                                      | <b>V-8 4.4 L ENG. (CANADA)</b>  |                 |                |             | Return - Gear To Pump; Hydroboost System.....   |                 | ★20"           |             |
|                                      | Pressure.....   | 71074           |                |             | Return - Hydroboost To Pump; Hydroboost System.....   |                 | ★40"           |             |
|                                      | Return.....   |                 | ✱              |             |   |                 |                |             |
|                                      | <b>V-8 5.0 L ENG.</b>   |                 |                |             | <b>V-8 260 ENG.; V-8 305 ENG.; V-8 350 ENG.</b>   |                 |                |             |
|                                      | Pressure.....   | 71074           |                |             | Pressure; Conventional System.....  | 80116           |                |             |
|                                      | Return.....   |                 | ✱15"           |             | Pressure - Hydroboost To Gear; Hydroboost System.....   | 71003           |                |             |
|                                      | <b>V-8 5.7 L DIESEL ENG.</b>  |                 |                |             | Pressure - Pump To Hydroboost; Hydroboost System.....   | 91579           |                |             |
|                                      | Pressure - Hydroboost To Gear; OE design change from a pressure pipe to a pressure hose. Use hose listed as replacement part..... | 71190           |                |             | Return; Conventional System.....  | ✱70551          | ★18"           | 39135       |
|                                      | Pressure - Pump To Hydroboost.....  | 71084           |                |             | Return - Gear To Pump; Hydroboost System.....   |                 | ★20"           |             |
|                                      | Return - Gear To Pump.....  |                 | ✱18"           |             | Return - Hydroboost To Pump; Hydroboost System.....   |                 | ★40"           |             |
|                                      | Return - Hydroboost To Pump.....  |                 | ✱48"           |             |   |                 |                |             |
|                                      | <b>1980</b>   |                 |                |             | <b>CUTLASS SUPREME</b>  |                 |                |             |
|                                      | <b>V-6 3.8 L ENG.</b>   |                 |                |             | <b>1995</b>   |                 |                |             |
|                                      | Pressure; W/A.P.....  | 71072           |                |             | <b>V-6 3.1 L ENG.</b>   |                 |                |             |
|                                      | Pressure; W/O A.P.; W/Flared Fitting....  | 70247           |                |             | Pressure; W/O Variable Assist.....  | 91796           |                |             |
|                                      | Pressure; W/O A.P.; W/O-Ring Fitting....  | 71043           |                |             | Pressure; W/Variable Assist; Pressure fitting of pump is equipped with an electronic sender on vehicles with variable assist..... | 91812           |                |             |
|                                      | Return.....   |                 | ✱14"           |             | Return - From Gear; W/Cooler.....   | 92065           | ✱28"           |             |
|                                      | <b>V-8 4.3 L ENG.</b>   |                 |                |             | Return - Pipe To Pump; W/Cooler.....  |                 | ✱4"            |             |
|                                      | Pressure.....   | 71043           |                |             | <b>V-6 3.4 L ENG.</b>   |                 |                |             |
|                                      | Return.....   |                 | ✱18"           | 39106       | Pressure; W/O Variable Assist.....  | 91808           |                |             |
|                                      | <b>V-8 5.0 L ENG.</b>   |                 |                |             | Pressure; W/Variable Assist; Pressure fitting of pump is equipped with an electronic sender on vehicles with variable assist..... | 91897           |                |             |
|                                      | Pressure.....   | 71074           |                |             | Return - Cooler To Pipe.....  |                 | ✱12"           |             |
|                                      | Return.....   |                 | ✱24"           | 39106       | Return - From Gear; W/Cooler.....   | 91911           |                | ✱6"         |
|                                      | <b>V-8 5.7 L DIESEL ENG.</b>  |                 |                |             | Return - Pipe To Pump; W/Cooler.....  |                 |                |             |
|                                      | Pressure - Hydroboost To Gear; OE design change from a pressure pipe to a pressure hose. Use hose listed as replacement part..... | 71190           |                |             | <b>1994</b>   |                 |                |             |
|                                      | Pressure - Pump To Hydroboost.....  | 71084           |                |             | <b>V-6 3.1 L ENG.</b>   |                 |                |             |
|                                      | Return - Gear To Pump.....  |                 | ✱18"           |             | Pressure.....   | 91796           |                |             |
|                                      | Return - Hydroboost To Pump.....  |                 | ✱48"           |             | Return - From Gear; W/Cooler.....   | 92065           | ✱28"           |             |
|                                      | <b>1979</b>   |                 |                |             |   |                 | ✱4"            |             |
|                                      | <b>V-6 231 ENG.</b>   |                 |                |             | Return - Pipe To Pump; W/Cooler.....  |                 |                |             |
|                                      | Pressure.....   | 71072           |                |             | <b>V-6 3.4 L ENG.</b>   |                 |                |             |
|                                      | Return.....   | ✱70551          | ★21"           | 39135       | Pressure; W/O Variable Assist.....  | 91808           |                |             |
|                                      | <b>V-8 260 ENG.; V-8 350 ENG.</b>   |                 |                |             | Pressure; W/Variable Assist; Pressure fitting of pump is equipped with an electronic sender on vehicles with variable assist..... | 91897           |                |             |
|                                      | Pressure.....   | 70279           |                |             | Return - Cooler To Pipe.....  |                 | ✱12"           |             |
|                                      | Return.....   | ✱70551          | ★12"           | 39135       | Return - From Gear; W/Cooler.....   | 91911           |                | ✱6"         |
|                                      | <b>V-8 305 ENG.</b>   |                 |                |             | Return - Pipe To Pump; W/Cooler.....  |                 |                |             |
|                                      | Pressure; W/A.C.....  | 80141           |                |             | <b>V-6 3.1 L ENG.</b>   |                 |                |             |
|                                      | Pressure; W/O A.C.....  | 70260           |                |             | Pressure.....   | 91796           |                |             |
|                                      | Return.....   | ✱70629          | ★12"           | 39859       | Return - From Gear; W/Cooler.....   | 92065           | ✱28"           |             |
|                                      | <b>V-8 350 DIESEL ENG.</b>  |                 |                |             | Return - Pipe To Pump; W/Cooler.....  |                 | ✱4"            |             |
|                                      | Return - Gear To Pump.....  |                 | ★18"           |             | <b>V-6 3.4 L ENG.</b>   |                 |                |             |
|                                      |   |                 |                |             | Pressure.....   | 91808           |                |             |
|                                      |   |                 |                |             | Return - Cooler To Pipe.....  |                 | ✱12"           |             |
|                                      |   |                 |                |             | Return - From Gear; W/Cooler.....   | 91911           |                |             |
|                                      |   |                 |                |             | Return - Pipe To Pump; W/Cooler.....  |                 | ✱3"            |             |

**ILLUSTRATIONS**

✱ Cut From C.P.E. 3/8" I.D. Hose: 71350 (48"), 81352 (25).  
 † Cut From S.A.E. 11/32" I.D. Hose: 80062 (12"), 80063 (24"), 80064 (36"), 81353 (25).  
 ★ Cut From S.A.E. 3/8" I.D. Hose: 71224 (24"), 71236 (36"), 71206 (48"), 81206 (25). May Also Use 3/8" C.P.E.  
 ♣ Cut From S.A.E. 5/8" I.D. Hose: 71351 (36").  
 □ Cut From 1/2" I.D. Suction Hose: 71296 (36"), 81354 (10').  
 ♠ Cut From 5/8" I.D. Suction Hose: 71207 (42"), 81355 (10').  
 ✧ Cut From 3/4" I.D. Suction Hose: 71297 (36"), 81356 (10').  
 ☆ See Page A14 For Pump or Gear Identification.

Ⓜ Two Required.  
 Ⓝ Three Required.  
 Ⓞ Four Required.  
 Ⓢ Cut To Fit.  
 Ⓠ Replaces Both Upper and Lower Hose.  
 ▲ 252660 Adaptor Required For Some Models.  
 ♣ See Page A6 For Installation Procedure.

# Power Steering Hose for Passenger Cars

| Application                           | Assembly Number | Multi-Use Hose | End Fitting | Application                           | Assembly Number | Multi-Use Hose | End Fitting |
|---------------------------------------|-----------------|----------------|-------------|---------------------------------------|-----------------|----------------|-------------|
| <b>OLDSMOBILE - Continued</b>         |                 |                |             | <b>OLDSMOBILE - Continued</b>         |                 |                |             |
| <b>CUTLASS SUPREME - Continued</b>    |                 |                |             | <b>CUTLASS SUPREME - Continued</b>    |                 |                |             |
| <b>1993</b>                           |                 |                |             | <b>1988 - Continued</b>               |                 |                |             |
| <b>V-6 3.1 L ENG.</b>                 |                 |                |             | <b>V-6 2.8 L ENG. - Continued</b>     |                 |                |             |
| Pressure; Eng. VIN M.....             | 91811           |                |             | Return - Pipe To Pump; W/Cooler.....  |                 | *4"            |             |
| Pressure; Eng. VIN T.....             | 91709           |                |             |                                       |                 |                |             |
| Return - Cooler To Pipe.....          |                 | *12"           |             | <b>V-8 5.0 L ENG.</b>                 |                 |                |             |
| Return - From Gear; W/Cooler.....     | 91911           |                |             | Pressure.....                         | 71086           |                |             |
| Return - Pipe To Pump; W/Cooler.....  |                 | *3"            |             | Return.....                           |                 | *10"           |             |
| <b>V-6 3.4 L ENG.</b>                 |                 |                |             | <b>DELMONT 88</b>                     |                 |                |             |
| Pressure.....                         | 91708           |                |             | <b>1968</b>                           |                 |                |             |
| Return - Cooler To Pipe.....          |                 | *12"           |             | <b>V-8 350 ENG.; V-8 455 ENG.</b>     |                 |                |             |
| Return - From Gear; W/Cooler.....     | 91911           |                |             | Pressure.....                         | 70242           |                |             |
| Return - Pipe To Pump; W/Cooler.....  |                 | *4"            |             | Return.....                           |                 | *38"           |             |
| <b>1992</b>                           |                 |                |             | <b>1967</b>                           |                 |                |             |
| <b>V-6 3.1 L ENG.</b>                 |                 |                |             | <b>V-8 330 ENG.; V-8 425 ENG.</b>     |                 |                |             |
| Pressure.....                         | 91709           |                |             | Pressure.....                         | 70230           |                |             |
| Return - Cooler To Pipe.....          |                 | *12"           |             | Return.....                           |                 | *28"           |             |
| Return - From Gear; W/Cooler.....     | 91911           |                |             | <b>DELTA 88</b>                       |                 |                |             |
| Return - Pipe To Pump; W/Cooler.....  |                 | *3"            |             | <b>1988-1987</b>                      |                 |                |             |
| <b>V-6 3.4 L ENG.</b>                 |                 |                |             | <b>V-6 3.8 L ENG.</b>                 |                 |                |             |
| Pressure.....                         | 91708           |                |             | Pressure.....                         | 92008           |                |             |
| Return - Cooler To Pipe.....          |                 | *12"           |             | Return.....                           | 91784           |                |             |
| Return - From Gear; W/Cooler.....     | 91911           |                |             | <b>1986</b>                           |                 |                |             |
| Return - Pipe To Pump; W/Cooler.....  |                 | *4"            |             | <b>V-6 3.0 L ENG.; V-6 3.8 L ENG.</b> |                 |                |             |
| <b>1991</b>                           |                 |                |             | <b>V-6 3.0 L ENG.; V-6 3.8 L ENG.</b> |                 |                |             |
| <b>4-CYL. 2.3 L ENG.</b>              |                 |                |             | Pressure.....                         |                 |                |             |
| Pressure.....                         | 71552           |                |             | Return - Cooler To Pipe.....          | 92008           |                | *12"        |
| Return.....                           | 71413           |                |             | Return - Gear To Cooler.....          | 71319           |                |             |
| <b>V-6 3.1 L ENG.</b>                 |                 |                |             | Return - Pipe To Pump; W/Cooler;      |                 |                |             |
| Pressure.....                         | 91709           |                |             | Route for maximum clearance from      |                 |                |             |
| Return - Cooler To Pipe.....          |                 | *12"           |             | exhaust manifold.....                 |                 | *18"           |             |
| Return - From Gear; W/Cooler.....     | 91911           |                |             | <b>1985</b>                           |                 |                |             |
| Return - Pipe To Pump; W/Cooler.....  |                 | *3"            |             | <b>V-6 3.8 L ENG.</b>                 |                 |                |             |
| <b>V-6 3.4 L ENG.</b>                 |                 |                |             | Pressure.....                         |                 |                |             |
| Pressure.....                         | 91708           |                |             | Return.....                           | 80121           |                | *15"        |
| Return - Cooler To Pipe.....          |                 | *12"           |             | <b>V-8 5.0 L ENG.</b>                 |                 |                |             |
| Return - From Gear; W/Cooler.....     | 91911           |                |             | Pressure.....                         | 71120           |                |             |
| Return - Pipe To Pump; W/Cooler.....  |                 | *6"            |             | Return.....                           |                 | *11"           |             |
| <b>1990</b>                           |                 |                |             | <b>V-8 5.7 L DIESEL ENG.</b>          |                 |                |             |
| <b>4-CYL. 2.3 L ENG.</b>              |                 |                |             | Pressure - Hydroboost To Gear; OE     |                 |                |             |
| Pressure.....                         | 71552           |                |             | design change from a pressure pipe    |                 |                |             |
| Return.....                           | 71413           |                |             | to a pressure hose. Use hose listed   |                 |                |             |
| <b>V-6 3.1 L ENG.</b>                 |                 |                |             | as replacement part.....              |                 |                |             |
| Pressure.....                         | 91662           |                |             |                                       | 71068           |                |             |
| Return - Cooler To Pipe.....          |                 | *12"           |             | Pressure - Pump To Hydroboost.....    | 71199           |                |             |
| Return - From Gear; W/Cooler.....     | 91805           |                |             | Return - Gear To Pump.....            |                 | *14"           |             |
| Return - Pipe To Pump; W/Cooler.....  |                 | *4"            |             | Return - Hydroboost To Pump.....      |                 | *38"           |             |
| <b>1989</b>                           |                 |                |             | <b>1984-1983</b>                      |                 |                |             |
| <b>V-6 2.8 L ENG.; V-6 3.1 L ENG.</b> |                 |                |             | <b>V-6 3.8 L ENG.</b>                 |                 |                |             |
| Pressure.....                         | 91662           |                |             | Pressure.....                         | 80121           |                |             |
| Return - Cooler To Pipe.....          |                 | *12"           |             | Return.....                           |                 | *15"           |             |
| Return - From Gear; W/Cooler.....     | 91805           |                |             | <b>V-8 5.0 L ENG.</b>                 |                 |                |             |
| Return - Pipe To Pump; W/Cooler.....  |                 | *4"            |             | Pressure.....                         | 71120           |                |             |
| <b>1988</b>                           |                 |                |             | Return.....                           |                 |                |             |
| <b>V-6 2.8 L ENG.</b>                 |                 |                |             |                                       |                 |                |             |
| Pressure.....                         | 91662           |                |             |                                       |                 | *10"           |             |
| Return - Cooler To Pipe.....          |                 | *12"           |             |                                       |                 |                |             |
| Return - From Gear; W/Cooler.....     | 91805           |                |             |                                       |                 |                |             |
| Return - Pipe To Pump; W/Cooler.....  |                 |                |             |                                       |                 |                |             |

SYSTEM PUMP & GEAR IDENT.

SYSTEM & COMPONENT IDENT.

PASS. CARS

LIGHT TRUCKS

MEDIUM/HEAVY TRUCKS

BUSES

HOSE NUMERICAL

REPAIR KITS

KIT NUMERICAL

ILLUSTRATIONS

\* Cut From C.P.E. 3/8" I.D. Hose: 71350 (48"), 81352 (25').  
 † Cut From S.A.E. 11/32" I.D. Hose: 80062 (12"), 80063 (24"), 80064 (36"), 81353 (25').  
 ★ Cut From S.A.E. 3/8" I.D. Hose: 71224 (24"), 71236 (36"), 71206 (48"), 81206 (25'). May Also Use 3/8" C.P.E.  
 ♣ Cut From S.A.E. 5/8" I.D. Hose: 71351 (36").  
 □ Cut From 1/2" I.D. Suction Hose: 71296 (36"), 81354 (10').  
 ✦ Cut From 5/8" I.D. Suction Hose: 71207 (42"), 81355 (10').  
 ✧ Cut From 3/4" I.D. Suction Hose: 71297 (36"), 81356 (10').  
 ☆ See Page A14 For Pump or Gear Identification.

Ⓜ Two Required.  
 Ⓝ Three Required.  
 Ⓞ Four Required.  
 ≍ Cut To Fit.  
 ⚙ Replaces Both Upper and Lower Hose.  
 ▲ 252660 Adaptor Required For Some Models.  
 ♣ See Page A6 For Installation Procedure.

# Power Steering Hose for Passenger Cars

|                                      | Application   | Assembly Number | Multi-Use Hose | End Fitting |  | Application   | Assembly Number | Multi-Use Hose | End Fitting |
|--------------------------------------|---|-----------------|----------------|-------------|--|---|-----------------|----------------|-------------|
| <b>SYSTEM PUMP &amp; GEAR IDENT.</b> | <b>OLDSMOBILE - Continued</b>   |                 |                |             |  | <b>OLDSMOBILE - Continued</b>   |                 |                |             |
| <b>SYSTEM &amp; COMPONENT IDENT.</b> | <b>DELTA 88 - Continued</b>   |                 |                |             |  | <b>DELTA 88 - Continued</b>   |                 |                |             |
|                                      | <b>1984-1983 - Continued</b>  |                 |                |             |  | <b>1980 - Continued</b>   |                 |                |             |
|                                      | <b>V-8 5.7 L DIESEL ENG.</b>  |                 |                |             |  | <b>V-8 4.3 L ENG. - Continued</b>   |                 |                |             |
|                                      | Pressure - Hydroboost To Gear; OE design change from a pressure pipe to a pressure hose. Use hose listed as replacement part..... | 71068           |                |             |  | Return .....  |                 | *18"           | 39107       |
|                                      | Pressure - Pump To Hydroboost.....  | 71199           |                |             |  | <b>V-8 5.0 L ENG.; V-8 5.7 L ENG.</b>   | 71120           |                |             |
|                                      | Return - Gear To Pump.....  |                 | *14"           |             |  | Return .....  |                 | *18"           | 39106       |
|                                      | Return - Hydroboost To Pump .....   |                 | *38"           |             |  | <b>V-8 5.7 L DIESEL ENG.</b>  |                 |                |             |
|                                      | <b>1982</b>   |                 |                |             |  | Pressure - Hydroboost To Gear; OE design change from a pressure pipe to a pressure hose. Use hose listed as replacement part..... |                 |                |             |
| <b>PASS. CARS</b>                    | <b>V-6 3.8 L ENG.</b>   |                 |                |             |  | Pressure - Pump To Hydroboost.....  |                 |                |             |
|                                      | Pressure .....  | 80121           |                |             |  | Return - Gear To Pump.....  | 71068           |                |             |
|                                      | Return .....  |                 | *15"           |             |  | Return - Hydroboost To Pump .....   | 71089           |                |             |
|                                      | <b>V-8 4.3 L ENG.</b>   |                 |                |             |  | Return - Gear To Pump.....  |                 |                |             |
|                                      | Pressure .....  | 71120           |                |             |  | Return - Hydroboost To Pump .....   |                 | *18"           | 39106       |
|                                      | Return .....  |                 | *10"           |             |  | <b>1979</b>   |                 |                |             |
|                                      | <b>V-8 4.4 L ENG. (CANADA)</b>  |                 |                |             |  | <b>V-6 231 ENG.</b>   |                 |                |             |
| <b>LIGHT TRUCKS</b>                  | Pressure .....  | 71074           |                |             |  | Pressure; Conventional System; W/A.P.   | 80137           |                |             |
|                                      | Return .....  |                 | *13"           |             |  | Pressure; Conventional System; W/O A.P. ....  | 70247           |                |             |
|                                      | <b>V-8 5.0 L ENG.</b>   |                 |                |             |  | Pressure - Hydroboost To Gear; Hydroboost System .....  |                 |                |             |
|                                      | Pressure .....  | 71120           |                |             |  | Pressure - Pump To Hydroboost; Hydroboost System .....  | 71003           |                |             |
|                                      | Return .....  |                 | *10"           |             |  | Return; Conventional System .....   | 91579           |                |             |
|                                      | <b>V-8 5.7 L DIESEL ENG.</b>  |                 |                |             |  | Return - Gear To Pump; Hydroboost System.....   |                 |                |             |
| <b>MEDIUM/HEAVY TRUCKS</b>           | Pressure - Hydroboost To Gear; OE design change from a pressure pipe to a pressure hose. Use hose listed as replacement part..... | 71068           |                |             |  | Return - Hydroboost To Pump; Hydroboost System .....  | ≈70551          | *21"           | 39135       |
|                                      | Pressure - Pump To Hydroboost.....  | 71199           |                |             |  | Return - Gear To Pump; Hydroboost System.....   |                 | *20"           |             |
|                                      | Return - Gear To Pump.....  |                 | *14"           |             |  | Return - Hydroboost To Pump; Hydroboost System .....  |                 | *40"           |             |
|                                      | Return - Hydroboost To Pump .....   |                 | *38"           |             |  | <b>V-8 260 ENG.</b>   |                 |                |             |
|                                      | <b>1981</b>   |                 |                |             |  | Pressure; Conventional System.....  |                 |                |             |
| <b>BUSES</b>                         | <b>V-6 3.8 L ENG.</b>   |                 |                |             |  | Pressure - Hydroboost To Gear; Hydroboost System .....  |                 |                |             |
|                                      | Pressure; Early.....  | 71072           |                |             |  | Pressure - Pump To Hydroboost; Hydroboost System .....  | 91579           |                |             |
|                                      | Pressure; Late.....   | 80121           |                |             |  | Return; Conventional System .....   | ≈70551          | *20"           | 39135       |
|                                      | Return .....  |                 | *15"           |             |  | Return - Gear To Pump; Hydroboost System.....   |                 | *20"           |             |
|                                      | <b>V-8 4.3 L ENG.; V-8 5.0 L ENG.</b>   |                 |                |             |  | Return - Hydroboost To Pump; Hydroboost System .....  |                 |                |             |
|                                      | Pressure .....  | 71120           |                |             |  | <b>V-8 301 ENG.</b>   |                 |                |             |
|                                      | Return .....  |                 | *12"           | 39106       |  | Pressure; Conventional System.....  | 70277           |                |             |
|                                      | <b>V-8 4.4 L ENG. (CANADA)</b>  |                 |                |             |  | Pressure - Hydroboost To Gear; Hydroboost System .....  |                 |                |             |
| <b>HOSE NUMERICAL</b>                | Pressure .....  | 71074           |                |             |  | Pressure - Pump To Hydroboost; Hydroboost System .....  | 71003           |                |             |
|                                      | Return .....  |                 | *12"           | 39106       |  | Return; Conventional System .....   | 91579           |                |             |
|                                      | <b>V-8 5.7 L DIESEL ENG.</b>  |                 |                |             |  | Return - Gear To Pump; Hydroboost System.....   |                 |                |             |
|                                      | Pressure - Hydroboost To Gear; OE design change from a pressure pipe to a pressure hose. Use hose listed as replacement part..... | 71068           |                |             |  | Return - Hydroboost To Pump; Hydroboost System .....  | ≈70177          | *12"           | 39859       |
|                                      | Pressure - Pump To Hydroboost.....  | 71199           |                |             |  | Return - Gear To Pump; Hydroboost System.....   |                 | *20"           |             |
|                                      | Return - Gear To Pump.....  |                 | *18"           | 39106       |  | Return - Hydroboost To Pump; Hydroboost System .....  |                 | *40"           |             |
|                                      | Return - Hydroboost To Pump .....   |                 | *48"           |             |  | <b>V-8 350 ENG.</b>   |                 |                |             |
| <b>REPAIR KITS</b>                   | <b>1980</b>   |                 |                |             |  | Pressure; Conventional System.....  |                 |                |             |
|                                      | <b>V-6 3.8 L ENG.</b>   |                 |                |             |  | Pressure - Hydroboost To Gear; Hydroboost System .....  |                 |                |             |
|                                      | Pressure; W/A.P.....  | 71072           |                |             |  | Pressure - Pump To Hydroboost; Hydroboost System .....  | 91579           |                |             |
|                                      | Pressure; W/O A.P.; W/Flared Fitting ....   | 70247           |                |             |  | Return; Conventional System .....   | ≈70551          | *20"           | 39135       |
|                                      | Pressure; W/O A.P.; W/O-Ring Fitting ...  | 80121           |                |             |  | Return - Gear To Pump; Hydroboost System.....   |                 | *20"           |             |
|                                      | Return .....  |                 | *15"           |             |  | Return - Hydroboost To Pump; Hydroboost System .....  |                 | *40"           |             |
|                                      | <b>V-8 4.3 L ENG.</b>   |                 |                |             |  | <b>V-8 350 DIESEL ENG.</b>  |                 |                |             |
|                                      | Pressure; Eng. VIN F.....   | 71120           |                |             |  | Pressure - Hydroboost To Gear.....  | 71003           |                |             |
|                                      | Pressure; Eng. VIN S .....  | 71043           |                |             |  |   |                 |                |             |

**ILLUSTRATIONS**

- \* Cut From C.P.E. 3/8" I.D. Hose: 71350 (48"), 81352 (25').
- † Cut From S.A.E. 11/32" I.D. Hose: 80062 (12"), 80063 (24"), 80064 (36"), 81353 (25').
- ★ Cut From S.A.E. 3/8" I.D. Hose: 71224 (24"), 71236 (36"), 71206 (48"), 81206 (25'). May Also Use 3/8" C.P.E.
- ♣ Cut From S.A.E. 5/8" I.D. Hose: 71351 (36").
- Cut From 1/2" I.D. Suction Hose: 71296 (36"), 81354 (10').
- ♣ Cut From 5/8" I.D. Suction Hose: 71207 (42"), 81355 (10').
- ✱ Cut From 3/4" I.D. Suction Hose: 71297 (36"), 81356 (10').
- ☆ See Page A14 For Pump or Gear Identification.

- Ⓜ Two Required.
- Ⓝ Three Required.
- Ⓞ Four Required.
- ≈ Cut To Fit.
- ⊗ Replaces Both Upper and Lower Hose.
- ▲ 252660 Adaptor Required For Some Models.
- ♣ See Page A6 For Installation Procedure.

# Power Steering Hose for Passenger Cars

| Application  | Assembly Number | Multi-Use Hose | End Fitting | Application                                     | Assembly Number | Multi-Use Hose | End Fitting |                                      |
|--|-----------------|----------------|-------------|---|-----------------|----------------|-------------|--------------------------------------|
| <b>OLDSMOBILE - Continued</b>                          |                 |                |             | <b>OLDSMOBILE - Continued</b>                   |                 |                |             | <b>SYSTEM PUMP &amp; GEAR IDENT.</b> |
| <b>DELTA 88 - Continued</b>                            |                 |                |             | <b>DELTA 88 - Continued</b>                     |                 |                |             |                                      |
| <b>1979 - Continued</b>                                |                 |                |             | <b>1976</b>                                     |                 |                |             | <b>SYSTEM &amp; COMPONENT IDENT.</b> |
| <b>V-8 350 DIESEL ENG. - Continued</b>                 |                 |                |             | <b>V-8 350 ENG.; V-8 455 ENG.</b>               |                 |                |             |                                      |
| Pressure - Pump To Hydroboost.....                     | 91579           |                |             | Pressure .....                                  | 70273           |                |             |                                      |
| Return - Gear To Pump.....                             |                 | ★20"           |             | Return .....                                    | ≅70629          | ★18"           | 39859       |                                      |
| Return - Hydroboost To Pump .....                      |                 | ★40"           |             |   |                 |                |             |                                      |
| <b>V-8 403 ENG.</b>                                    |                 |                |             | <b>1975</b>                                     |                 |                |             | <b>PASS. CARS</b>                    |
| <b>V-8 350 ENG. - Continued</b>                        |                 |                |             | <b>V-8 350 ENG.; V-8 400 ENG.; V-8 455 ENG.</b> |                 |                |             |                                      |
| Pressure; Conventional System.....                     | 80116           |                |             | Pressure .....                                  | 70273           |                |             |                                      |
| Pressure - Hydroboost To Gear; Hydroboost System ..... | 71003           |                |             | Return .....                                    | ≅70629          | ★18"           | 39859       |                                      |
| Pressure - Pump To Hydroboost; Hydroboost System ..... | 91579           |                |             |   |                 |                |             |                                      |
| Return; Conventional System .....                      | ≅70551          | ★20"           | 39135       |   |                 |                |             |                                      |
| Return - Gear To Pump; Hydroboost System.....          |                 | ★20"           |             |   |                 |                |             |                                      |
| Return - Hydroboost To Pump; Hydroboost System .....   |                 | ★40"           | 39135       |   |                 |                |             |                                      |
| <b>1978</b>  |                 |                |             | <b>1974-1973</b>                                |                 |                |             | <b>LIGHT TRUCKS</b>                  |
| <b>V-6 231 ENG.</b>                                    |                 |                |             | <b>V-8 350 ENG.; V-8 455 ENG.</b>               |                 |                |             |                                      |
| Pressure; Conventional System; W/A.P.                  | 80137           |                |             | Pressure .....                                  | 70273           |                |             |                                      |
| Pressure; Conventional System; W/O A.P.....            | 70247           |                |             | Return .....                                    | ≅70629          | ★18"           | 39859       |                                      |
| Pressure - Hydroboost To Gear; Hydroboost System ..... | 71003           |                |             |   |                 |                |             |                                      |
| Pressure - Pump To Hydroboost; Hydroboost System ..... | 91579           |                |             |   |                 |                |             |                                      |
| Return; Conventional System .....                      | ≅70177          | ★18"           | 39859       |   |                 |                |             |                                      |
| Return - Gear To Pump; Hydroboost System.....          |                 | ★20"           |             |   |                 |                |             |                                      |
| Return - Hydroboost To Pump; Hydroboost System .....   |                 | ★40"           |             |   |                 |                |             |                                      |
| <b>V-8 260 ENG.; V-8 350 ENG.; V-8 403 ENG.</b>        |                 |                |             | <b>1972-1971</b>                                |                 |                |             | <b>MEDIUM/HEAVY TRUCKS</b>           |
| <b>V-8 350 ENG. - Continued</b>                        |                 |                |             | <b>V-8 350 ENG.; V-8 455 ENG.</b>               |                 |                |             |                                      |
| Pressure; Conventional System.....                     | 80116           |                |             | Pressure .....                                  | 80115           |                |             |                                      |
| Pressure - Hydroboost To Gear; Hydroboost System ..... | 71003           |                |             | Return .....                                    | ≅70629          | ★18"           | 39859       |                                      |
| Pressure - Pump To Hydroboost; Hydroboost System ..... | 91579           |                |             |   |                 |                |             |                                      |
| Return; Conventional System .....                      | ≅70177          | ★18"           | 39859       |   |                 |                |             |                                      |
| Return - Gear To Pump; Hydroboost System.....          |                 | ★20"           |             |   |                 |                |             |                                      |
| Return - Hydroboost To Pump; Hydroboost System .....   |                 | ★40"           |             |   |                 |                |             |                                      |
| <b>V-8 260 ENG.; V-8 350 ENG.; V-8 403 ENG.</b>        |                 |                |             | <b>1970-1969</b>                                |                 |                |             | <b>BUSES</b>                         |
| <b>V-8 350 ENG. - Continued</b>                        |                 |                |             | <b>V-8 350 ENG.; V-8 455 ENG.</b>               |                 |                |             |                                      |
| Pressure; Conventional System.....                     | 80116           |                |             | Pressure .....                                  | 70242           |                |             |                                      |
| Pressure - Hydroboost To Gear; Hydroboost System ..... | 71003           |                |             | Return .....                                    |                 | ★38"           |             |                                      |
| Pressure - Pump To Hydroboost; Hydroboost System ..... | 91579           |                |             |   |                 |                |             |                                      |
| Return; Conventional System .....                      | ≅70551          | ★18"           | 39135       |   |                 |                |             |                                      |
| Return - Gear To Pump; Hydroboost System.....          |                 | ★20"           |             |   |                 |                |             |                                      |
| Return - Hydroboost To Pump; Hydroboost System .....   |                 | ★40"           |             |   |                 |                |             |                                      |
| <b>V-8 350 DIESEL ENG.</b>                             |                 |                |             | <b>1968</b>                                     |                 |                |             | <b>HOSE NUMERICAL</b>                |
| <b>V-8 350 ENG. - Continued</b>                        |                 |                |             | <b>V-8 455 ENG.</b>                             |                 |                |             |                                      |
| Pressure - Hydroboost To Gear.....                     | 71003           |                |             | Pressure .....                                  | 70242           |                |             |                                      |
| Pressure - Pump To Hydroboost.....                     | 91579           |                |             | Return .....                                    |                 | ★38"           |             |                                      |
| Return - Gear To Pump.....                             |                 | ★20"           |             |   |                 |                |             |                                      |
| Return - Hydroboost To Pump .....                      |                 | ★40"           |             |   |                 |                |             |                                      |
| <b>1977</b>  |                 |                |             | <b>1967</b>                                     |                 |                |             | <b>REPAIR KITS</b>                   |
| <b>V-6 231 ENG.</b>                                    |                 |                |             | <b>V-8 425 ENG.</b>                             |                 |                |             |                                      |
| Pressure; W/A.P.....                                   | 80137           |                |             | Pressure .....                                  | 70230           |                |             |                                      |
| Pressure; W/O A.P.....                                 | 70247           |                |             | Return .....                                    |                 | ★28"           |             |                                      |
| Return .....   | ≅70177          | ★18"           | 39859       |   |                 |                |             |                                      |
| <b>V-8 260 ENG.; V-8 403 ENG.</b>                      |                 |                |             | <b>1995</b>                                     |                 |                |             | <b>KIT NUMERICAL</b>                 |
| <b>V-8 350 ENG. - Continued</b>                        |                 |                |             | <b>V-6 3.8 L ENG.</b>                           |                 |                |             |                                      |
| Pressure .....   | 80116           |                |             | Pressure; W/O Supercharger.....                 | 91781           |                |             |                                      |
| Return .....   | ≅70518          | ★14"           | 39135       | Pressure; W/Supercharger.....                   | 91723           |                |             |                                      |
| <b>V-8 350 ENG.</b>                                    |                 |                |             | <b>V-6 3.8 L ENG.</b>                           |                 |                |             |                                      |
| Pressure .....   | 80116           |                |             | Return; W/Supercharger .....                    | 91794           |                |             |                                      |
| Return; Eng. VIN G, L.....                             |                 | ★10"           |             | Return - Cooler To Pump; W/O Supercharger ..... |                 | ★18"           |             |                                      |
| Return; Eng. VIN R.....                                | ≅70518          | ★14"           | 39135       | Return - Gear To Cooler; W/O Supercharger ..... | ≅91782          |                |             |                                      |

\* Cut From C.P.E. 3/8" I.D. Hose: 71350 (48"), 81352 (25").  
 † Cut From S.A.E. 11/32" I.D. Hose: 80062 (12"), 80063 (24"), 80064 (36"), 81353 (25").  
 ★ Cut From S.A.E. 3/8" I.D. Hose: 71224 (24"), 71236 (36"), 71206 (48"), 81206 (25"). May Also Use 3/8" C.P.E.  
 ♣ Cut From S.A.E. 5/8" I.D. Hose: 71351 (36").  
 □ Cut From 1/2" I.D. Suction Hose: 71296 (36"), 81354 (10').  
 ♠ Cut From 5/8" I.D. Suction Hose: 71207 (42"), 81355 (10').  
 ✱ Cut From 3/4" I.D. Suction Hose: 71297 (36"), 81356 (10').  
 ☆ See Page A14 For Pump or Gear Identification.

② Two Required.  
 ③ Three Required.  
 ④ Four Required.  
 ≅ Cut To Fit.  
 ♠ Replaces Both Upper and Lower Hose.  
 ▲ 252660 Adaptor Required For Some Models.  
 ♣ See Page A6 For Installation Procedure.

**ILLUSTRATIONS**



# Power Steering Hose for Passenger Cars

|                                      | Application                                     | Assembly Number | Multi-Use Hose | End Fitting | Application                             | Assembly Number | Multi-Use Hose | End Fitting |
|--------------------------------------|---|-----------------|----------------|-------------|---|-----------------|----------------|-------------|
| <b>SYSTEM PUMP &amp; GEAR IDENT.</b> | <b>OLDSMOBILE - Continued</b>                   |                 |                |             | <b>OLDSMOBILE - Continued</b>           |                 |                |             |
|                                      | <b>EIGHTY EIGHT - Continued</b>                 |                 |                |             | <b>F85 - Continued</b>                  |                 |                |             |
|                                      | <b>1991-1990</b>                                |                 |                |             | <b>1964</b>                             |                 |                |             |
|                                      | <b>V-6 3.8 L ENG.</b>                           |                 |                |             | <b>V-6 225 ENG.; V-8 330 ENG.</b>       |                 |                |             |
| <b>SYSTEM &amp; COMPONENT IDENT.</b> | Pressure .....                                  | 92008           |                |             | Pressure .....                          | 70203           |                |             |
|                                      | Return; W/O Finned Cooler.....                  | 91784           |                |             | Return .....                            |                 | ★26"           |             |
|                                      | Return - Cooler To Pump; W/Finned Cooler.....   |                 | ★33"           |             |   |                 |                |             |
|                                      | Return - Gear To Cooler; W/Finned Cooler.....   | ✦91782          |                |             | <b>1963-1961</b>                        |                 |                |             |
|                                      |   |                 |                |             | <b>V-8 215 ENG.</b>                     |                 | ★              |             |
|                                      |   |                 |                |             | Return .....                            |                 |                |             |
|                                      | <b>1989</b>                                     |                 |                |             | <b>FIRENZA</b>                          |                 |                |             |
|                                      | <b>V-6 3.8 L ENG.</b>                           |                 |                |             | <b>1988</b>                             |                 |                |             |
| <b>PASS. CARS</b>                    | Pressure .....                                  | 92008           |                |             | <b>4-CYL. 2.0 L ENG.</b>                |                 |                |             |
|                                      | Return .....                                    | 91784           |                |             | Pressure; Eng. VIN 1.....               | 80221           |                |             |
|                                      |   |                 |                |             | Pressure - From Pump; Eng. VIN K;       |                 |                |             |
|                                      | <b>1966-1965</b>                                |                 |                |             | Early .....                             | 71271           |                |             |
|                                      | <b>V-8 425 ENG.</b>                             |                 |                |             | Pressure - From Pump; Eng. VIN K;       |                 |                |             |
|                                      | Pressure .....                                  | 70230           |                |             | Late.....                               | 71406           |                |             |
|                                      | Return .....                                    |                 | ★28"           |             | Reservoir; Eng. VIN K .....             | 80163           |                |             |
|                                      |   |                 |                |             | Return; Eng. VIN 1 .....                | ✧70442          |                |             |
|                                      |   |                 |                |             | Return - To Pump; Eng. VIN K.....       | 70410           |                |             |
|                                      | <b>1972</b>                                     |                 |                |             | <b>1987</b>                             |                 |                |             |
| <b>LIGHT TRUCKS</b>                  | <b>F85</b>                                      |                 |                |             | <b>4-CYL. 2.0 L ENG.</b>                |                 |                |             |
|                                      | <b>V-8 350 ENG.; V-8 455 ENG.</b>               |                 |                |             | Pressure; Eng. VIN 1.....               | 80221           |                |             |
|                                      | Pressure .....                                  | 80115           |                |             | Pressure - From Pump; Eng. VIN K.....   | 71271           |                |             |
|                                      | Return .....                                    | ✧70629          | ★18"           | 39859       | Reservoir; Eng. VIN K .....             | 80163           |                |             |
|                                      |   |                 |                |             | Return - Cooler To Pump; Eng. VIN 1 ..  |                 | ★26"           |             |
|                                      |   |                 |                |             | Return - Cooler Tube; W/Cooler; Eng.    |                 |                |             |
|                                      |   |                 |                |             | VIN 1 .....                             | 91938           |                |             |
|                                      | <b>1971</b>                                     |                 |                |             | Return - Gear To Cooler; Eng. VIN 1.... | 91649           |                |             |
|                                      | <b>6-CYL. 250 ENG.</b>                          |                 |                |             | Return - To Pump; Eng. VIN K.....       | 70410           |                |             |
|                                      | Pressure .....                                  | ▲71058          |                |             | <b>V-6 2.8 L ENG.</b>                   |                 |                |             |
|                                      | Return .....                                    |                 | ★12"           |             | Pressure - From Pump .....              | 91958           |                |             |
|                                      |   |                 |                |             | Pressure - To Gear .....                | 70418           |                |             |
|                                      | <b>V-8 350 ENG.</b>                             |                 |                |             | Return - Cooler To Pump .....           |                 | *              |             |
|                                      | Pressure .....                                  | 80115           |                |             | Return - Cooler Tube; W/Cooler .....    | 91938           |                |             |
|                                      | Return .....                                    | ✧70629          | ★18"           | 39859       | Return - Gear To Cooler .....           | 91649           |                |             |
|                                      |   |                 |                |             |   |                 |                |             |
|                                      | <b>1970-1968</b>                                |                 |                |             | <b>1986</b>                             |                 |                |             |
|                                      | <b>6-CYL. 250 ENG.</b>                          |                 |                |             | <b>4-CYL. 1.8 L ENG.</b>                |                 |                |             |
|                                      | Pressure .....                                  | 71058           |                |             | Pressure - From Pump .....              | 71223           |                |             |
|                                      | Return .....                                    |                 | ★32"           |             | Pressure - To Gear .....                | 71316           |                |             |
|                                      |   |                 |                |             | Reservoir .....                         | 80163           |                |             |
|                                      | <b>V-8 350 ENG.</b>                             |                 |                |             | Return - From Gear .....                |                 | ★10"           |             |
|                                      | Pressure .....                                  | 70245           |                |             | <b>4-CYL. 2.0 L ENG.</b>                |                 |                |             |
|                                      | Return .....                                    |                 | ★18"           |             | Pressure - From Pump .....              | 71273           |                |             |
|                                      |   |                 |                |             | Return - Cooler To Reservoir .....      |                 | ★44"           |             |
|                                      | <b>1967</b>                                     |                 |                |             | Return - Cooler Tube; W/Cooler .....    | 91938           |                |             |
|                                      | <b>6-CYL. 250 ENG.</b>                          |                 |                |             | Return - Gear To Cooler .....           | 91648           |                |             |
|                                      | Return .....                                    |                 | ★26"           |             | <b>V-6 2.8 L ENG.</b>                   |                 |                |             |
|                                      |   |                 |                |             | Pressure - From Pump .....              | 71271           |                |             |
|                                      | <b>V-8 330 ENG.</b>                             |                 |                |             | Pressure - To Gear .....                | 71317           |                |             |
|                                      | Pressure .....                                  | 70203           |                |             | Reservoir .....                         |                 | ✦              |             |
|                                      | Return .....                                    |                 | ★26"           |             | Return - Cooler To Reservoir .....      |                 | ★36"           |             |
|                                      |   |                 |                |             | Return - Cooler Tube; W/Cooler .....    | 91938           |                |             |
|                                      | <b>1966</b>                                     |                 |                |             | Return - Gear To Cooler .....           | 91648           |                |             |
|                                      | <b>6-CYL. 250 ENG.</b>                          |                 |                |             | <b>1985</b>                             |                 |                |             |
|                                      | Return .....                                    |                 | ★26"           |             | <b>4-CYL. 1.8 L ENG.</b>                |                 |                |             |
|                                      |   |                 |                |             | Pressure - From Pump .....              | 71223           |                |             |
|                                      | <b>V-8 330 ENG.; V-8 400 ENG.</b>               |                 |                |             | Pressure - To Gear .....                | 71316           |                |             |
|                                      | Pressure .....                                  | 70203           |                |             |   |                 |                |             |
|                                      | Return .....                                    |                 | ★26"           |             |   |                 |                |             |
|                                      |   |                 |                |             |   |                 |                |             |
|                                      | <b>1965</b>                                     |                 |                |             |   |                 |                |             |
|                                      | <b>V-6 225 ENG.; V-8 330 ENG.; V-8 400 ENG.</b> |                 |                |             |   |                 |                |             |
|                                      | Pressure .....                                  | 70203           |                |             |   |                 |                |             |
|                                      | Return .....                                    |                 | ★26"           |             |   |                 |                |             |

**ILLUSTRATIONS**

\* Cut From C.P.E. 3/8" I.D. Hose: 71350 (48"), 81352 (25").  
 † Cut From S.A.E. 11/32" I.D. Hose: 80062 (12"), 80063 (24"), 80064 (36"), 81353 (25").  
 ★ Cut From S.A.E. 3/8" I.D. Hose: 71224 (24"), 71236 (36"), 71206 (48"), 81206 (25"). May Also Use 3/8" C.P.E.  
 ✦ Cut From S.A.E. 5/8" I.D. Hose: 71351 (36").  
 □ Cut From 1/2" I.D. Suction Hose: 71296 (36"), 81354 (10').  
 ✧ Cut From 5/8" I.D. Suction Hose: 71207 (42"), 81355 (10').  
 ✨ Cut From 3/4" I.D. Suction Hose: 71297 (36"), 81356 (10').  
 ☆ See Page A14 For Pump or Gear Identification.

② Two Required.  
 ③ Three Required.  
 ④ Four Required.  
 ✧ Cut To Fit.  
 ✨ Replaces Both Upper and Lower Hose.  
 ▲ 252660 Adaptor Required For Some Models.  
 ✦ See Page A6 For Installation Procedure.

# Power Steering Hose for Passenger Cars

| Application                             | Assembly Number | Multi-Use Hose | End Fitting | Application                         | Assembly Number | Multi-Use Hose | End Fitting |
|---|-----------------|----------------|-------------|-------------------------------------|-----------------|----------------|-------------|
| <b>OLDSMOBILE - Continued</b>           |                 |                |             | <b>OLDSMOBILE - Continued</b>       |                 |                |             |
| <b>FIRENZA - Continued</b>              |                 |                |             | <b>JETSTAR I - Continued</b>        |                 |                |             |
| <b>1985 - Continued</b>                 |                 |                |             | <b>1964</b>                         |                 |                |             |
| <b>4-CYL. 1.8 L ENG. - Continued</b>    |                 |                |             | <b>V-8 330 ENG.; V-8 394 ENG.</b>   |                 |                |             |
| Reservoir .....                         | 80163           |                |             | Return .....                        |                 |                | ★28"        |
| Return - From Gear .....                |                 | ✱10"           |             |                                     |                 |                |             |
| <b>4-CYL. 2.0 L ENG.</b>                |                 |                |             | <b>JETSTAR 88</b>                   |                 |                |             |
| Pressure - From Pump .....              | 71273           |                |             | <b>1966-1965</b>                    |                 |                |             |
| Return - Cooler To Pipe .....           |                 | ✱10"           |             | <b>V-8 330 ENG.</b>                 |                 |                |             |
| Return - Cooler Tube; W/Cooler .....    | 91938           |                |             | Pressure .....                      | 70230           |                |             |
| Return - Gear To Cooler .....           | 71320           |                |             | Return .....                        |                 |                | ★28"        |
| Return - Pipe To Reservoir; W/Cooler... |                 | ✱44"           |             | <b>1964</b>                         |                 |                |             |
| <b>V-6 2.8 L ENG.</b>                   |                 |                |             | <b>V-8 330 ENG.</b>                 |                 |                |             |
| Pressure - From Pump .....              | 71271           |                |             | Pressure; W/O A.C. ....             | 70198           |                |             |
| Pressure - To Gear .....                | 71317           |                |             | Return .....                        |                 |                | ★28"        |
| Reservoir .....                         |                 | ✚              |             | <b>NINETY EIGHT</b>                 |                 |                |             |
| Return - Cooler To Pipe .....           |                 | ✱10"           |             | <b>1995</b>                         |                 |                |             |
| Return - Gear To Cooler .....           | 71320           |                |             | <b>V-6 3.8 L ENG.</b>               |                 |                |             |
| Return - Pipe To Reservoir; W/Cooler... |                 | ✱36"           |             | Pressure; W/O Supercharger.....     | 91781           |                |             |
| <b>1984</b>                             |                 |                |             | Pressure; W/Supercharger.....       | 91723           |                |             |
| <b>4-CYL. 1.8 L ENG.</b>                |                 |                |             | Return; W/Supercharger .....        | 91794           |                |             |
| Pressure - From Pump .....              | 71223           |                |             | Return - Cooler To Pump; W/O Super- |                 |                | ✱18"        |
| Pressure - To Gear .....                | 71316           |                |             | charger .....                       |                 |                |             |
| Reservoir .....                         | 80163           |                |             | Return - Gear To Cooler; W/O Super- |                 |                | ✚91782      |
| Return - From Gear .....                | 71320           |                |             | charger .....                       |                 |                |             |
| <b>4-CYL. 2.0 L ENG.</b>                |                 |                |             | <b>1994-1993</b>                    |                 |                |             |
| Pressure - From Pump .....              | 71181           |                |             | <b>V-6 3.8 L ENG.</b>               |                 |                |             |
| Pressure - To Gear .....                | 71316           |                |             | Pressure; W/O Supercharger.....     | 92008           |                |             |
| Reservoir .....                         | 80163           |                |             | Pressure; W/Supercharger.....       | 91723           |                |             |
| Return - Cooler To Reservoir.....       |                 | ✱18"           |             | Return; W/Supercharger .....        | 91794           |                |             |
| Return - Gear To Cooler .....           |                 | ✱18"           |             | Return - Cooler To Pump; W/O Super- |                 |                | ✱36"        |
| <b>1983</b>                             |                 |                |             | charger .....                       |                 |                |             |
| <b>4-CYL. 1.8 L ENG.</b>                |                 |                |             | Return - Gear To Cooler; W/O Super- |                 |                | ✚91782      |
| Pressure - From Pump .....              | 71223           |                |             | <b>1992</b>                         |                 |                |             |
| Reservoir .....                         | 80163           |                |             | <b>V-6 3.8 L ENG.</b>               |                 |                |             |
| Return - From Gear .....                |                 | ✱19"           |             | Pressure; W/O Supercharger.....     | 92008           |                |             |
| <b>4-CYL. 2.0 L ENG.</b>                |                 |                |             | Pressure; W/Supercharger.....       | 91723           |                |             |
| Pressure - From Pump .....              | 71181           |                |             | Return - Cooler To Pump; W/O Super- |                 |                | ✱36"        |
| Pressure - To Gear .....                | 71315           |                |             | charger .....                       |                 |                |             |
| Reservoir .....                         | 80163           |                |             | Return - Gear To Cooler; W/O Super- |                 |                | ✚91782      |
| Return - Cooler To Reservoir.....       |                 | ✱18"           |             | <b>1991</b>                         |                 |                |             |
| Return - Gear To Cooler .....           |                 | ✱18"           |             | <b>V-6 3.8 L ENG.</b>               |                 |                |             |
| <b>1982</b>                             |                 |                |             | Pressure .....                      | 92008           |                |             |
| <b>4-CYL. 1.8 L ENG.</b>                |                 |                |             | Return - Cooler To Pump .....       |                 |                | ✱33"        |
| Pressure - From Pump; Eng. VIN G.....   | 71181           |                |             | Return - Gear To Cooler .....       |                 |                | ✚91782      |
| Pressure - From Pump; Eng. VIN O.....   | 71223           |                |             | <b>1990</b>                         |                 |                |             |
| Pressure - To Gear; Eng. VIN G .....    | 71315           |                |             | <b>V-6 3.8 L ENG.</b>               |                 |                |             |
| Reservoir .....                         | 80163           |                |             | Pressure .....                      | 92008           |                |             |
| Return - Cooler To Reservoir; Eng. VIN  |                 |                |             | Return; W/O Finned Cooler.....      | 91784           |                |             |
| G.....                                  |                 | ✱18"           |             | Return - Cooler To Pump; W/Finned   |                 |                |             |
| Return - From Gear; Eng. VIN O.....     |                 | ✱19"           |             | Cooler.....                         |                 |                | ✱33"        |
| Return - Gear To Cooler; Eng. VIN G...  |                 | ✱18"           |             | <b>JETSTAR I</b>                    |                 |                |             |
| <b>1985</b>                             |                 |                |             | <b>1965</b>                         |                 |                |             |
| <b>4-CYL. 1.8 L ENG.</b>                |                 |                |             | <b>V-8 425 ENG.</b>                 |                 |                |             |
| Pressure .....                          | 70230           |                |             | Pressure .....                      |                 |                |             |
| Return .....                            |                 | ★28"           |             | Return .....                        |                 |                |             |

|                           |
|---------------------------|
| SYSTEM PUMP & GEAR IDENT. |
| SYSTEM & COMPONENT IDENT. |
| PASS. CARS                |
| LIGHT TRUCKS              |
| MEDIUM/HEAVY TRUCKS       |
| BUSES                     |
| HOSE NUMERICAL            |
| REPAIR KITS               |
| KIT NUMERICAL             |
| ILLUSTRATIONS             |

✱ Cut From C.P.E. 3/8" I.D. Hose: 71350 (48"), 81352 (25").  
 † Cut From S.A.E. 11/32" I.D. Hose: 80062 (12"), 80063 (24"), 80064 (36"), 81353 (25").  
 ★ Cut From S.A.E. 3/8" I.D. Hose: 71224 (24"), 71236 (36"), 71206 (48"), 81206 (25"). May Also Use 3/8" C.P.E.  
 ✚ Cut From S.A.E. 5/8" I.D. Hose: 71351 (36").  
 □ Cut From 1/2" I.D. Suction Hose: 71296 (36"), 81354 (10').  
 ✚ Cut From 5/8" I.D. Suction Hose: 71207 (42"), 81355 (10').  
 ✱ Cut From 3/4" I.D. Suction Hose: 71297 (36"), 81356 (10').  
 ☆ See Page A14 For Pump or Gear Identification.

② Two Required.  
 ③ Three Required.  
 ④ Four Required.  
 ✚ Cut To Fit.  
 ✚ Replaces Both Upper and Lower Hose.  
 ▲ 252660 Adaptor Required For Some Models.  
 ✚ See Page A6 For Installation Procedure.

# Power Steering Hose for Passenger Cars

|                                      | Application   | Assembly Number | Multi-Use Hose | End Fitting | Application   | Assembly Number | Multi-Use Hose | End Fitting |
|--------------------------------------|---|-----------------|----------------|-------------|---|-----------------|----------------|-------------|
| <b>SYSTEM PUMP &amp; GEAR IDENT.</b> | <b>OLDSMOBILE - Continued</b>   |                 |                |             | <b>OLDSMOBILE - Continued</b>   |                 |                |             |
|                                      | <b>NINETY EIGHT - Continued</b>   |                 |                |             | <b>NINETY EIGHT - Continued</b>   |                 |                |             |
|                                      | <b>1989-1987</b>  |                 |                |             | <b>1981 - Continued</b>   |                 |                |             |
|                                      | <b>V-6 3.8 L ENG.</b>   |                 |                |             | <b>V-6 4.1 L ENG. - Continued</b>   |                 |                |             |
|                                      | Pressure .....  | 92008           |                |             | Return .....  |                 | *15"           |             |
|                                      | Return .....  | 91784           |                |             |   |                 |                |             |
| <b>SYSTEM &amp; COMPONENT IDENT.</b> | <b>1986</b>   |                 |                |             | <b>V-8 5.0 L ENG.</b>   |                 |                |             |
|                                      | <b>V-6 3.8 L ENG.</b>   |                 |                |             | Pressure .....  |                 |                |             |
|                                      | Pressure .....  | 92008           |                |             | 71120   |                 | *12"           | 39106       |
|                                      | Return - Cooler To Pipe .....   |                 | *12"           |             | Return .....  |                 |                |             |
|                                      | Return - Gear To Cooler .....   | 71319           |                |             |   |                 |                |             |
|                                      | Return - Pipe To Pump; W/Cooler;<br>Route for maximum clearance from<br>exhaust manifold. ....  |                 | *18"           |             |   |                 |                |             |
| <b>PASS. CARS</b>                    | <b>1985</b>   |                 |                |             | <b>V-8 5.7 L DIESEL ENG.</b>  |                 |                |             |
|                                      | <b>V-6 3.0 L ENG.</b>   |                 |                |             | Pressure - Hydroboost To Gear; OE<br>design change from a pressure pipe<br>to a pressure hose. Use hose listed<br>as replacement part. .... |                 |                |             |
|                                      | Pressure .....  | 91534           |                |             | 71068   |                 |                |             |
|                                      | Return .....  | 71319           |                |             | 71199   |                 | *18"           | 39106       |
|                                      | <b>V-6 3.8 L ENG.</b>   |                 |                |             | Return - Gear To Pump .....   |                 |                |             |
|                                      | Pressure .....  | 91534           |                | *12"        |   |                 | *48"           |             |
|                                      | Return - Cooler To Pipe .....   |                 | *12"           |             |   |                 |                |             |
|                                      | Return - Gear To Cooler .....   | 71319           |                | *12"        |   |                 |                |             |
|                                      | Return - Pipe To Pump .....   |                 |                |             |   |                 |                |             |
|                                      | <b>V-6 4.3 L DIESEL ENG.</b>  |                 |                |             | Return - Hydroboost To Pump .....   |                 |                |             |
|                                      | Reservoir; W/O External E.G.R. ....   |                 | ♣              |             | 71068   |                 |                |             |
|                                      | Return - Cooler To Reservoir .....  |                 | *18"           |             | 71089   |                 | *18"           | 39106       |
|                                      | Return - Gear To Cooler; W/O External<br>E.G.R. ....  | 71319           |                |             |   |                 | *48"           |             |
|                                      | <b>1984</b>   |                 |                |             | <b>1980</b>   |                 |                |             |
|                                      | <b>V-8 5.0 L ENG.</b>   |                 |                |             | <b>V-8 5.0 L ENG.; V-8 5.7 L ENG.</b>   |                 |                |             |
|                                      | Pressure .....  | 71120           |                |             | Pressure .....  | 71120           |                | *18"        |
|                                      | Return .....  |                 | *10"           |             | Return .....  |                 |                | 39106       |
| <b>LIGHT TRUCKS</b>                  | <b>V-8 5.7 L DIESEL ENG.</b>  |                 |                |             | <b>V-8 5.7 L DIESEL ENG.</b>  |                 |                |             |
|                                      | Pressure - Hydroboost To Gear; OE<br>design change from a pressure pipe<br>to a pressure hose. Use hose listed<br>as replacement part. .... |                 |                |             | Pressure - Hydroboost To Gear; OE<br>design change from a pressure pipe<br>to a pressure hose. Use hose listed<br>as replacement part. .... |                 |                |             |
|                                      |   | 71068           |                |             | 71068   |                 |                |             |
|                                      | Pressure - Pump To Hydroboost .....   | 71199           |                | *14"        | 71089   |                 |                |             |
|                                      | Return - Gear To Pump .....   |                 | *38"           |             |   |                 | *18"           | 39106       |
|                                      | Return - Hydroboost To Pump .....   |                 |                |             |   |                 | *48"           |             |
| <b>MEDIUM/HEAVY TRUCKS</b>           | <b>1984</b>   |                 |                |             | <b>1979</b>   |                 |                |             |
|                                      | <b>V-8 5.0 L ENG.</b>   |                 |                |             | <b>V-8 350 ENG.; V-8 403 ENG.</b>   |                 |                |             |
|                                      | Pressure .....  | 71120           |                |             | Pressure; Conventional System .....   | 80116           |                |             |
|                                      | Return .....  |                 | *10"           |             | Pressure - Hydroboost To Gear; Hydro-<br>boost System .....   | 71003           |                |             |
|                                      | <b>V-8 5.7 L DIESEL ENG.</b>  |                 |                |             | Pressure - Pump To Hydroboost; Hy-<br>droboost System .....   |                 |                |             |
|                                      | Pressure - Hydroboost To Gear; OE<br>design change from a pressure pipe<br>to a pressure hose. Use hose listed<br>as replacement part. .... |                 |                |             | Return; Conventional System .....   |                 |                |             |
|                                      |   | 71068           |                |             | ≈<70551   |                 | *20"           | 39135       |
|                                      | Pressure - Pump To Hydroboost .....   | 71199           |                | *14"        | Return - Gear To Pump; Hydroboost<br>System .....   |                 | *20"           |             |
|                                      | Return - Gear To Pump .....   |                 | *38"           |             | Return - Hydroboost To Pump; Hydro-<br>boost System .....   |                 | *40"           |             |
|                                      | Return - Hydroboost To Pump .....   |                 |                |             |   |                 |                |             |
| <b>BUSES</b>                         | <b>1983-1982</b>  |                 |                |             | <b>V-8 350 DIESEL ENG.</b>  |                 |                |             |
|                                      | <b>V-6 4.1 L ENG.</b>   |                 |                |             | Pressure - Hydroboost To Gear .....   |                 |                |             |
|                                      | Pressure .....  | 80121           |                | *15"        | 71003   |                 |                |             |
|                                      | Return .....  |                 |                |             | 91579   |                 | *20"           |             |
|                                      | <b>V-8 5.0 L ENG.</b>   |                 |                |             | Return - Gear To Pump .....   |                 |                |             |
|                                      | Pressure .....  | 71120           |                | *10"        |   |                 | *40"           |             |
|                                      | Return .....  |                 |                |             |   |                 |                |             |
|                                      | <b>V-8 5.7 L DIESEL ENG.</b>  |                 |                |             | <b>1978</b>   |                 |                |             |
|                                      | Pressure - Hydroboost To Gear; OE<br>design change from a pressure pipe<br>to a pressure hose. Use hose listed<br>as replacement part. .... |                 |                |             | <b>V-8 350 ENG.; V-8 403 ENG.</b>   |                 |                |             |
|                                      |   | 71068           |                |             | Pressure; Conventional System .....   | 80116           |                |             |
|                                      | Pressure - Pump To Hydroboost .....   | 71199           |                |             | Pressure - Hydroboost To Gear; Hydro-<br>boost System .....   | 71003           |                |             |
|                                      | Return - Gear To Pump .....   |                 | *14"           |             | Pressure - Pump To Hydroboost; Hy-<br>droboost System .....   | 91579           |                |             |
|                                      | Return - Hydroboost To Pump .....   |                 | *38"           |             | Return; Conventional System .....   | ≈<70551         | *18"           | 39135       |
|                                      |   |                 |                |             | Return - Gear To Pump; Hydroboost<br>System .....   |                 | *20"           |             |
|                                      |   |                 |                |             | Return - Hydroboost To Pump; Hydro-<br>boost System .....   |                 | *40"           |             |
| <b>HOSE NUMERICAL</b>                | <b>1981</b>   |                 |                |             | <b>V-8 350 DIESEL ENG.</b>  |                 |                |             |
|                                      | <b>V-6 4.1 L ENG.</b>   |                 |                |             | Pressure - Hydroboost To Gear .....   |                 |                |             |
|                                      | Pressure; Early .....   | 71072           |                |             | 71003   |                 |                |             |
|                                      | Pressure; Late .....  | 80121           |                |             | 91579   |                 | *20"           |             |
|                                      |   |                 |                |             |   |                 | *40"           |             |
|                                      |   |                 |                |             |   |                 |                |             |
| <b>REPAIR KITS</b>                   |   |                 |                |             |   |                 |                |             |
| <b>KIT NUMERICAL</b>                 |   |                 |                |             |   |                 |                |             |

\* Cut From C.P.E. 3/8" I.D. Hose: 71350 (48"), 81352 (25').  
 † Cut From S.A.E. 11/32" I.D. Hose: 80062 (12"), 80063 (24"), 80064 (36"), 81353 (25').  
 ★ Cut From S.A.E. 3/8" I.D. Hose: 71224 (24"), 71236 (36"), 71206 (48"), 81206 (25'). May Also Use 3/8" C.P.E.  
 ♣ Cut From S.A.E. 5/8" I.D. Hose: 71351 (36").  
 □ Cut From 1/2" I.D. Suction Hose: 71296 (36"), 81354 (10').  
 ♠ Cut From 5/8" I.D. Suction Hose: 71207 (42"), 81355 (10').  
 ✱ Cut From 3/4" I.D. Suction Hose: 71297 (36"), 81356 (10').  
 ☆ See Page A14 For Pump or Gear Identification.

② Two Required.  
 ③ Three Required.  
 ④ Four Required.  
 ≈< Cut To Fit.  
 ♠ Replaces Both Upper and Lower Hose.  
 ▲ 252660 Adaptor Required For Some Models.  
 ♣ See Page A6 For Installation Procedure.

# Power Steering Hose for Passenger Cars

| Application                                     | Assembly Number | Multi-Use Hose | End Fitting | Application                       | Assembly Number | Multi-Use Hose | End Fitting |                                      |
|---|-----------------|----------------|-------------|-----------------------------------|-----------------|----------------|-------------|--------------------------------------|
| <b>OLDSMOBILE - Continued</b>                   |                 |                |             | <b>OLDSMOBILE - Continued</b>     |                 |                |             | <b>SYSTEM PUMP &amp; GEAR IDENT.</b> |
| <b>NINETY EIGHT - Continued</b>                 |                 |                |             | <b>OMEGA - Continued</b>          |                 |                |             |                                      |
| <b>1977</b>                                     |                 |                |             | <b>1984-1983 - Continued</b>      |                 |                |             | <b>SYSTEM &amp; COMPONENT IDENT.</b> |
| <b>V-8 350 ENG.; V-8 403 ENG.</b>               |                 |                |             | <b>V-6 2.8 L ENG. - Continued</b> |                 |                |             |                                      |
| Pressure .....                                  | 80116           |                |             | Return; W/O A.C. ....             | 91551           |                |             |                                      |
| Return .....                                    | ✕70518          | ★14"           | 39135       | Return - Tee To Gear; W/A.C. .... | 91551           |                |             |                                      |
| <b>1976</b>                                     |                 |                |             | <b>1982</b>                       |                 |                |             | <b>PASS. CARS</b>                    |
| <b>V-8 455 ENG.</b>                             |                 |                |             | <b>4-CYL. 2.5 L ENG.</b>          |                 |                |             |                                      |
| Pressure .....                                  | 70273           |                |             | Pressure - From Pump .....        | 91526           |                |             |                                      |
| Return .....                                    | ✕70629          | ★18"           | 39859       | Pressure - To Gear .....          | 71188           |                |             |                                      |
| <b>1975</b>                                     |                 |                |             | Return - From Gear .....          |                 |                |             | ✕71322                               |
| <b>V-8 350 ENG.; V-8 400 ENG.; V-8 455 ENG.</b> |                 |                |             | Return - To Pump .....            |                 |                |             | ✱6"                                  |
| Pressure .....                                  | 70273           |                |             | <b>V-6 2.8 L ENG.</b>             |                 |                |             |                                      |
| Return .....                                    | ✕70629          | ★18"           | 39859       | Pressure - From Pump .....        | 71189           |                |             |                                      |
| <b>1974</b>                                     |                 |                |             | Pressure - To Gear .....          |                 |                |             | 91530                                |
| <b>V-8 455 ENG.</b>                             |                 |                |             | Return - From Gear .....          |                 |                |             | 91551                                |
| Pressure .....                                  | 70273           |                |             | <b>1981</b>                       |                 |                |             |                                      |
| Return .....                                    | ✕70629          | ★18"           | 39859       | <b>4-CYL. 2.5 L ENG.</b>          |                 |                |             |                                      |
| <b>1973</b>                                     |                 |                |             | Pressure - From Pump .....        |                 |                |             | 91526                                |
| <b>V-8 350 ENG.; V-8 455 ENG.</b>               |                 |                |             | Pressure - To Gear .....          |                 |                |             | 71163                                |
| Pressure .....                                  | 70273           |                |             | Return - Cooler To Pump .....     |                 |                |             | ✱24"                                 |
| Return .....                                    | ✕70629          | ★18"           | 39859       | Return - Gear To Cooler .....     |                 |                |             | ✱                                    |
| <b>1972</b>                                     |                 |                |             | <b>V-6 2.8 L ENG.</b>             |                 |                |             | <b>LIGHT TRUCKS</b>                  |
| <b>V-8 350 ENG.; V-8 455 ENG.</b>               |                 |                |             | Pressure - From Pump .....        |                 |                |             |                                      |
| Pressure .....                                  | 70273           |                |             | Pressure - To Gear .....          | 71164           |                |             |                                      |
| Return .....                                    | ✕70629          | ★18"           | 39859       | Return - Cooler To Pump .....     |                 |                |             | ✱24"                                 |
| <b>1971</b>                                     |                 |                |             | Return - Gear To Cooler .....     |                 |                |             | ✱                                    |
| <b>V-8 455 ENG.</b>                             |                 |                |             | <b>1980</b>                       |                 |                |             | <b>MEDIUM/HEAVY TRUCKS</b>           |
| <b>V-8 350 ENG.; V-8 455 ENG.</b>               |                 |                |             | <b>4-CYL. 2.5 L ENG.</b>          |                 |                |             |                                      |
| Pressure .....                                  | 80115           |                |             | Pressure - From Pump .....        | 71056           |                |             |                                      |
| Return .....                                    | ✕70629          | ★18"           | 39859       | Pressure - To Gear .....          | 91529           |                |             |                                      |
| <b>1970-1968</b>                                |                 |                |             | Return - Cooler To Pump .....     |                 |                |             | ✱22"                                 |
| <b>V-8 455 ENG.</b>                             |                 |                |             | Return - Gear To Cooler .....     |                 |                |             | ✱38"                                 |
| Pressure .....                                  | 70242           |                |             | <b>V-6 2.8 L ENG.</b>             |                 |                |             |                                      |
| Return .....                                    |                 | ★38"           |             | Pressure - From Pump .....        | 71055           |                |             |                                      |
| <b>1967-1965</b>                                |                 |                |             | Pressure - To Gear .....          |                 |                |             | 91528                                |
| <b>V-8 425 ENG.</b>                             |                 |                |             | Return - Cooler To Pump .....     |                 |                |             | ✱22"                                 |
| Pressure .....                                  | 70230           |                |             | Return - Gear To Cooler .....     |                 |                |             | ✱38"                                 |
| Return .....                                    |                 | ★28"           |             | <b>1979</b>                       |                 |                |             |                                      |
| <b>1964</b>                                     |                 |                |             | <b>V-6 231 ENG.</b>               |                 |                |             | <b>BUSES</b>                         |
| <b>V-8 394 ENG.</b>                             |                 |                |             | Pressure; W/A.P. ....             |                 |                |             |                                      |
| Return .....                                    |                 | ★28"           |             | Pressure; W/O A.P. ....           | 70247           |                |             |                                      |
| <b>OMEGA</b>                                    |                 |                |             | Return .....                      |                 |                |             | ✕70177                               |
| <b>1984-1983</b>                                |                 |                |             | <b>V-8 305 ENG.; V-8 350 ENG.</b> |                 |                |             | <b>HOSE NUMERICAL</b>                |
| <b>4-CYL. 2.5 L ENG.</b>                        |                 |                |             | Pressure .....                    |                 |                |             |                                      |
| Pressure - From Pump .....                      | 91526           |                |             | Return .....                      | ✕70629          | ★12"           | 39859       |                                      |
| Pressure - To Gear .....                        | 71188           |                |             | <b>1978</b>                       |                 |                |             |                                      |
| Return - From Gear .....                        | ✕71322          |                |             | <b>V-6 231 ENG.</b>               |                 |                |             |                                      |
| Return - To Pump .....                          |                 | ✱6"            |             | Pressure; W/A.P. ....             | 80137           |                |             |                                      |
| <b>V-6 2.8 L ENG.</b>                           |                 |                |             | Pressure; W/O A.P. ....           |                 |                |             | 70247                                |
| Pressure; W/O A.C. ....                         | 91864           |                |             | Return .....                      | ✕70518          | ★18"           | 39859       |                                      |
| Pressure - Pump To Tee; W/A.C. ....             | 39137           |                |             | <b>V-8 305 ENG.; V-8 350 ENG.</b> |                 |                |             |                                      |
| Pressure - Tee To Gear; W/A.C. ....             | 91502           |                |             | Pressure .....                    | 80116           |                |             |                                      |
| <b>1977</b>                                     |                 |                |             | Return .....                      |                 |                |             | ✕70551                               |
| <b>V-6 231 ENG.</b>                             |                 |                |             | <b>1977</b>                       |                 |                |             | <b>REPAIR KITS</b>                   |
| <b>V-8 305 ENG.; V-8 350 ENG.</b>               |                 |                |             | <b>V-6 231 ENG.</b>               |                 |                |             |                                      |
| Pressure .....                                  | 80116           |                |             | Pressure; W/A.P. ....             | 80137           |                |             |                                      |
| Return .....                                    | ✕70629          | ★12"           | 39859       | Pressure; W/O A.P. ....           | 70247           |                |             |                                      |
| <b>1978</b>                                     |                 |                |             | Return .....                      |                 |                |             | ✕70518                               |
| <b>V-6 231 ENG.</b>                             |                 |                |             | <b>1977</b>                       |                 |                |             | <b>KIT NUMERICAL</b>                 |
| <b>V-8 305 ENG.; V-8 350 ENG.</b>               |                 |                |             | <b>V-6 231 ENG.</b>               |                 |                |             |                                      |
| Pressure .....                                  | 80116           |                |             | Pressure; W/A.P. ....             | 80137           |                |             |                                      |
| Return .....                                    | ✕70551          | ★18"           | 39135       | Pressure; W/O A.P. ....           | 70247           |                |             |                                      |

✱ Cut From C.P.E. 3/8" I.D. Hose: 71350 (48"), 81352 (25").  
 † Cut From S.A.E. 11/32" I.D. Hose: 80062 (12"), 80063 (24"), 80064 (36"), 81353 (25").  
 ★ Cut From S.A.E. 3/8" I.D. Hose: 71224 (24"), 71236 (36"), 71206 (48"), 81206 (25"). May Also Use 3/8" C.P.E.  
 ✧ Cut From S.A.E. 5/8" I.D. Hose: 71351 (36").  
 □ Cut From 1/2" I.D. Suction Hose: 71296 (36"), 81354 (10').  
 ✧ Cut From 5/8" I.D. Suction Hose: 71207 (42"), 81355 (10').  
 ✧ Cut From 3/4" I.D. Suction Hose: 71297 (36"), 81356 (10').  
 ☆ See Page A14 For Pump or Gear Identification.

② Two Required.  
 ③ Three Required.  
 ④ Four Required.  
 ✕ Cut To Fit.  
 ✱ Replaces Both Upper and Lower Hose.  
 ✧ 252660 Adaptor Required For Some Models.  
 ✧ See Page A6 For Installation Procedure.

**ILLUSTRATIONS**

# Power Steering Hose for Passenger Cars

|                                      | Application                          | Assembly Number                          | Multi-Use Hose | End Fitting | Application                        | Assembly Number              | Multi-Use Hose         | End Fitting |       |  |
|--------------------------------------|--------------------------------------|--|----------------|-------------|------------------------------------|------------------------------|------------------------|-------------|-------|--|
| <b>SYSTEM PUMP &amp; GEAR IDENT.</b> | <b>OLDSMOBILE - Continued</b>        |  |                |             | <b>OLDSMOBILE - Continued</b>      |                              |                        |             |       |  |
|                                      | <b>OMEGA - Continued</b>             |  |                |             | <b>STARFIRE - Continued</b>        |                              |                        |             |       |  |
|                                      | <b>1977 - Continued</b>              |  |                |             | <b>1977 - Continued</b>            |                              |                        |             |       |  |
|                                      | <b>V-6 231 ENG. - Continued</b>      |  |                |             | <b>V-8 305 ENG. - Continued</b>    |                              |                        |             |       |  |
|                                      |                                      | Return .....                             | ⌘70518         | ★18"        | 39135                              | Return .....                 | ⌘70518                 | ★14"        | 39859 |  |
|                                      | <b>SYSTEM &amp; COMPONENT IDENT.</b> | <b>V-8 260 ENG.</b>                      |                |             |                                    | <b>1976</b>                  |                        |             |       |  |
|                                      |                                      |  | Pressure ..... | 70247       |                                    |                              |                        |             |       |  |
|                                      |                                      |  | Return .....   | ⌘70518      | ★18"                               | 39859                        | <b>4-CYL. 140 ENG.</b> |             |       |  |
|                                      |                                      | <b>V-8 305 ENG.; V-8 350 ENG.</b>        |                |             |                                    |                              |                        |             |       |  |
|                                      |                                      |  | Pressure ..... | 80116       |                                    |                              |                        | 80218       | ★     |  |
|                                      |                                      | Return .....                             | ⌘70518         | ★15"        | 39135                              | <b>V-6 231 ENG.</b>          |                        |             |       |  |
| <b>1976-1975</b>                     |                                      |  |                |             |                                    |                              |                        |             |       |  |
| <b>6-CYL. 250 ENG.</b>               |                                      |  |                |             |                                    |                              |                        |             |       |  |
|                                      |                                      | Pressure .....                           | 70273          |             |                                    |                              | 80115                  |             |       |  |
|                                      |                                      | Return .....                             | ⌘70629         | ★16"        | 39859                              |                              | ⌘70177                 | ★18"        | 39859 |  |
| <b>PASS. CARS</b>                    | <b>V-8 260 ENG.</b>                  |  |                |             | <b>1975</b>                        |                              |                        |             |       |  |
|                                      |                                      | Pressure .....                           | 70279          |             |                                    | <b>V-6 231 ENG.</b>          |                        |             |       |  |
|                                      |                                      | Return .....                             | ⌘70629         | ★14"        | 39859                              |                              | 70276                  |             |       |  |
|                                      | <b>V-8 350 ENG.</b>                  |  |                |             | <b>1966-1965</b>                   |                              |                        |             |       |  |
|                                      |                                      | Pressure .....                           | 70265          |             |                                    | <b>V-8 425 ENG.</b>          |                        |             |       |  |
|                                      |                                      | Return .....                             | ⌘70551         | ★15"        | 39135                              |                              | 70230                  |             |       |  |
|                                      | <b>1974-1973</b>                     |  |                |             |                                    |                              |                        |             |       |  |
|                                      | <b>6-CYL. 250 ENG.</b>               |  |                |             |                                    |                              |                        |             |       |  |
|                                      |                                      | Pressure .....                           | 70257          |             |                                    | <b>TORONADO</b>              |                        |             |       |  |
|                                      |                                      | Return .....                             |                | ★22"        |                                    | <b>1992</b>                  |                        |             |       |  |
| <b>LIGHT TRUCKS</b>                  | <b>V-8 350 ENG.</b>                  |  |                |             | <b>V-6 3.8 L ENG.</b>              |                              |                        |             |       |  |
|                                      |                                      | Pressure .....                           | 70271          |             |                                    |                              | 91721                  |             |       |  |
|                                      |                                      | Return .....                             |                | ★24"        |                                    |                              | 91793                  |             |       |  |
|                                      | <b>STARFIRE</b>                      |  |                |             | <b>1991</b>                        |                              |                        |             |       |  |
|                                      | <b>1980</b>                          |  |                |             | <b>V-6 3.8 L ENG.</b>              |                              |                        |             |       |  |
|                                      | <b>4-CYL. 2.5 L ENG.</b>             |  |                |             |                                    |                              |                        |             |       |  |
|                                      |                                      | Pressure .....                           | 71069          |             |                                    |                              | 91721                  |             |       |  |
|                                      |                                      | Return .....                             |                | ★10"        |                                    |                              | 91789                  |             |       |  |
|                                      |                                      | Return .....                             |                |             |                                    |                              | 91788                  |             |       |  |
|                                      | <b>V-6 3.8 L ENG.</b>                |  |                |             | <b>1990-1989</b>                   |                              |                        |             |       |  |
| <b>MEDIUM/HEAVY TRUCKS</b>           |                                      | Pressure .....                           | 71078          |             |                                    |                              | 91633                  |             |       |  |
|                                      |                                      | Return .....                             |                | ★           |                                    |                              | 91789                  |             |       |  |
|                                      | <b>1979-1978</b>                     |  |                |             | <b>1988-1987</b>                   |                              |                        |             |       |  |
|                                      | <b>4-CYL. 151 ENG.</b>               |  |                |             | <b>V-6 3.8 L ENG.</b>              |                              |                        |             |       |  |
|                                      |                                      | Return .....                             | ⌘70629         | ★12"        | 39859                              |                              |                        | 91788       |       |  |
|                                      | <b>V-6 231 ENG.</b>                  |  |                |             | <b>V-6 3.8 L ENG.</b>              |                              |                        |             |       |  |
|                                      |                                      | Pressure .....                           | 80120          |             |                                    |                              |                        | 91633       |       |  |
|                                      |                                      | Return .....                             | ⌘70518         | ★12"        | 39859                              |                              |                        | 91787       |       |  |
|                                      |                                      | Return .....                             |                |             |                                    |                              |                        | 91786       |       |  |
|                                      | <b>V-8 305 ENG.</b>                  |  |                |             | <b>1986</b>                        |                              |                        |             |       |  |
| <b>BUSES</b>                         |                                      | Pressure .....                           | 70257          |             |                                    |                              |                        | 91633       |       |  |
|                                      |                                      | Return .....                             | ⌘70629         | ★12"        | 39859                              |                              |                        | 91785       |       |  |
|                                      | <b>1977</b>                          |  |                |             | <b>V-6 3.8 L ENG.</b>              |                              |                        |             |       |  |
|                                      | <b>4-CYL. 140 ENG.</b>               |  |                |             |                                    |                              |                        |             |       |  |
|                                      |                                      | Pressure .....                           | 80218          |             |                                    |                              |                        | 91633       |       |  |
|                                      |                                      | Return .....                             | ⌘70518         | ★15"        | 39135                              |                              |                        | 91785       |       |  |
|                                      | <b>V-6 231 ENG.</b>                  |  |                |             | <b>1985</b>                        |                              |                        |             |       |  |
|                                      |                                      | Pressure .....                           | 80120          |             |                                    | <b>V-8 5.0 L ENG.</b>        |                        |             |       |  |
|                                      |                                      | Return; W/Calif. Emission System .....   | ⌘70177         | ★15"        | 39859                              |                              |                        | ★9"         |       |  |
|                                      |                                      | Return; W/O Calif. Emission System ..... | ⌘70518         | ★15"        | 39859                              | <b>V-8 5.7 L DIESEL ENG.</b> |                        |             |       |  |
| <b>HOSE NUMERICAL</b>                |                                      | Pressure .....                           | 70257          |             |                                    |                              |                        | 71085       |       |  |
|                                      |                                      | Return .....                             | ⌘70629         | ★12"        | 39859                              |                              |                        | 71196       |       |  |
|                                      | <b>1977</b>                          |  |                |             | <b>Return - Gear To Pump .....</b> |                              |                        |             |       |  |
|                                      | <b>4-CYL. 140 ENG.</b>               |  |                |             |                                    |                              |                        |             |       |  |
|                                      |                                      | Pressure .....                           | 80218          |             |                                    |                              |                        | ★12"        |       |  |
|                                      |                                      | Return .....                             | ⌘70518         | ★15"        | 39135                              | <b>1986</b>                  |                        |             |       |  |
|                                      | <b>V-6 231 ENG.</b>                  |  |                |             | <b>V-6 3.8 L ENG.</b>              |                              |                        |             |       |  |
|                                      |                                      | Pressure .....                           | 80120          |             |                                    |                              |                        | 91633       |       |  |
|                                      |                                      | Return; W/Calif. Emission System .....   | ⌘70177         | ★15"        | 39859                              |                              |                        | 91785       |       |  |
|                                      |                                      | Return; W/O Calif. Emission System ..... | ⌘70518         | ★15"        | 39859                              | <b>1985</b>                  |                        |             |       |  |
| <b>REPAIR KITS</b>                   |                                      | Pressure .....                           | 70257          |             |                                    |                              |                        | 91633       |       |  |
|                                      |                                      | Return .....                             | ⌘70629         | ★12"        | 39859                              |                              |                        | 91785       |       |  |
|                                      | <b>1977</b>                          |  |                |             | <b>V-6 3.8 L ENG.</b>              |                              |                        |             |       |  |
|                                      | <b>4-CYL. 140 ENG.</b>               |  |                |             |                                    |                              |                        |             |       |  |
|                                      |                                      | Pressure .....                           | 80218          |             |                                    |                              |                        | 91633       |       |  |
|                                      |                                      | Return .....                             | ⌘70518         | ★15"        | 39135                              |                              |                        | 91785       |       |  |
|                                      | <b>V-6 231 ENG.</b>                  |  |                |             | <b>1985</b>                        |                              |                        |             |       |  |
|                                      |                                      | Pressure .....                           | 80120          |             |                                    | <b>V-8 5.0 L ENG.</b>        |                        |             |       |  |
|                                      |                                      | Return; W/Calif. Emission System .....   | ⌘70177         | ★15"        | 39859                              |                              |                        | ★9"         |       |  |
|                                      |                                      | Return; W/O Calif. Emission System ..... | ⌘70518         | ★15"        | 39859                              | <b>V-8 5.7 L DIESEL ENG.</b> |                        |             |       |  |
| <b>KIT NUMERICAL</b>                 |                                      | Pressure .....                           | 70257          |             |                                    |                              |                        | 71085       |       |  |
|                                      |                                      | Return .....                             | ⌘70629         | ★12"        | 39859                              |                              |                        | 71196       |       |  |
|                                      | <b>1977</b>                          |  |                |             | <b>Return - Gear To Pump .....</b> |                              |                        |             |       |  |
|                                      | <b>4-CYL. 140 ENG.</b>               |  |                |             |                                    |                              |                        |             |       |  |
|                                      |                                      | Pressure .....                           | 80218          |             |                                    |                              |                        | ★12"        |       |  |
|                                      |                                      | Return .....                             | ⌘70518         | ★15"        | 39135                              | <b>1986</b>                  |                        |             |       |  |
|                                      | <b>V-6 231 ENG.</b>                  |  |                |             | <b>V-6 3.8 L ENG.</b>              |                              |                        |             |       |  |
|                                      |                                      | Pressure .....                           | 80120          |             |                                    |                              |                        | 91633       |       |  |
|                                      |                                      | Return; W/Calif. Emission System .....   | ⌘70177         | ★15"        | 39859                              |                              |                        | 91785       |       |  |
|                                      |                                      | Return; W/O Calif. Emission System ..... | ⌘70518         | ★15"        | 39859                              | <b>1985</b>                  |                        |             |       |  |
| <b>ILLUSTRATIONS</b>                 |                                      | Pressure .....                           | 70257          |             |                                    |                              |                        | 91633       |       |  |
|                                      |                                      | Return .....                             | ⌘70629         | ★12"        | 39859                              |                              |                        | 91785       |       |  |
|                                      | <b>1977</b>                          |  |                |             | <b>V-6 3.8 L ENG.</b>              |                              |                        |             |       |  |
|                                      | <b>4-CYL. 140 ENG.</b>               |  |                |             |                                    |                              |                        |             |       |  |
|                                      |                                      | Pressure .....                           | 80218          |             |                                    |                              |                        | 91633       |       |  |
|                                      |                                      | Return .....                             | ⌘70518         | ★15"        | 39135                              |                              |                        | 91785       |       |  |
|                                      | <b>V-6 231 ENG.</b>                  |  |                |             | <b>1985</b>                        |                              |                        |             |       |  |
|                                      |                                      | Pressure .....                           | 80120          |             |                                    | <b>V-8 5.0 L ENG.</b>        |                        |             |       |  |
|                                      |                                      | Return; W/Calif. Emission System .....   | ⌘70177         | ★15"        | 39859                              |                              |                        | ★9"         |       |  |
|                                      |                                      | Return; W/O Calif. Emission System ..... | ⌘70518         | ★15"        | 39859                              | <b>V-8 5.7 L DIESEL ENG.</b> |                        |             |       |  |

\* Cut From C.P.E. 3/8" I.D. Hose: 71350 (48"), 81352 (25").  
 † Cut From S.A.E. 11/32" I.D. Hose: 80062 (12"), 80063 (24"), 80064 (36"), 81353 (25").  
 ★ Cut From S.A.E. 3/8" I.D. Hose: 71224 (24"), 71236 (36"), 71206 (48"), 81206 (25"). May Also Use 3/8" C.P.E.  
 ❖ Cut From S.A.E. 5/8" I.D. Hose: 71351 (36").  
 □ Cut From 1/2" I.D. Suction Hose: 71296 (36"), 81354 (10').  
 ❖ Cut From 5/8" I.D. Suction Hose: 71207 (42"), 81355 (10').  
 ✱ Cut From 3/4" I.D. Suction Hose: 71297 (36"), 81356 (10').  
 ☆ See Page A14 For Pump or Gear Identification.

② Two Required.  
 ③ Three Required.  
 ④ Four Required.  
 ⌘ Cut To Fit.  
 ⬤ Replaces Both Upper and Lower Hose.  
 ▲ 252660 Adaptor Required For Some Models.  
 ❖ See Page A6 For Installation Procedure.



# Power Steering Hose for Passenger Cars

| Application   | Assembly Number | Multi-Use Hose | End Fitting | Application  | Assembly Number | Multi-Use Hose | End Fitting |
|---|-----------------|----------------|-------------|--|-----------------|----------------|-------------|
| <b>OLDSMOBILE - Continued</b>   |                 |                |             | <b>OLDSMOBILE - Continued</b>                          |                 |                |             |
| <b>TORONADO - Continued</b>   |                 |                |             | <b>TORONADO - Continued</b>                            |                 |                |             |
| <b>1985 - Continued</b>   |                 |                |             | <b>1979</b>  |                 |                |             |
| <b>V-8 5.7 L DIESEL ENG. - Continued</b>  |                 |                |             | <b>V-8 350 ENG.</b>                                    |                 |                |             |
| Return - Hydroboost To Pump .....   |                 | *42"           |             | Pressure; Conventional System.....                     | 80110           |                |             |
|   |                 |                |             | Return; Conventional System .....                      | ≠<70629         | ★12"           | 39859       |
| <b>1984-1983</b>  |                 |                |             | Return - Gear To Pump; Hydroboost System.....          |                 |                |             |
| <b>V-6 4.1 L ENG.</b>   |                 |                |             | Return - Hydroboost To Pump; Hydroboost System .....   |                 |                |             |
| Pressure .....  | 71122           |                |             |  | ≠<70551         | ★20"           | 39135       |
| Return .....  |                 | *18"           |             |  |                 | ★40"           |             |
| <b>V-8 5.0 L ENG.</b>   |                 |                |             | <b>V-8 350 DIESEL ENG.</b>                             |                 |                |             |
| Pressure .....  | 71086           |                |             | Return - Gear To Pump.....                             | ≠<70551         | ★20"           | 39135       |
| Return; Early .....   |                 | *14"           |             | Return - Hydroboost To Pump .....                      |                 | ★40"           |             |
| Return; Late.....   |                 | *9"            |             | <b>1978</b>  |                 |                |             |
| <b>V-8 5.7 L DIESEL ENG.</b>  |                 |                |             | <b>V-8 403 ENG.</b>                                    |                 |                |             |
| Pressure - Hydroboost To Gear.....  | 71085           |                |             | Pressure; Conventional System.....                     | 70859           |                |             |
| Pressure - Pump To Hydroboost.....  | 71196           |                |             | Pressure - Hydroboost To Gear; Hydroboost System ..... | 71003           |                |             |
| Return - Gear To Pump.....  |                 | *12"           |             | Pressure - Pump To Hydroboost; Hydroboost System ..... | 91579           |                |             |
| Return - Hydroboost To Pump .....   |                 | *42"           |             | Return - Cooler To Pump; Conventional System.....      |                 | ★16"           |             |
| <b>1982</b>   |                 |                |             | Return - Gear To Cooler; Conventional System.....      |                 |                |             |
| <b>V-6 4.1 L ENG.</b>   |                 |                |             | Return - Hydroboost To Pump; Hydroboost System .....   |                 |                |             |
| Pressure .....  | 71122           |                |             |  | ≠<70629         | ★6"            | 39859       |
| Return .....  |                 | *18"           |             | <b>1977</b>  |                 |                |             |
| <b>V-8 5.0 L ENG.</b>   |                 |                |             | <b>V-8 403 ENG.</b>                                    |                 |                |             |
| Pressure .....  | 71086           |                |             | Pressure .....   | 70859           |                |             |
| Return .....  |                 | *14"           |             | Return .....   | ≠<70518         | ★12"           | 39135       |
| <b>V-8 5.7 L DIESEL ENG.</b>  |                 |                |             | <b>1976-1973</b>                                       |                 |                |             |
| Pressure - Hydroboost To Gear.....  | 71085           |                |             | <b>V-8 455 ENG.</b>                                    |                 |                |             |
| Pressure - Pump To Hydroboost; Early..  | 91457           |                |             | Pressure .....   | 80115           |                |             |
| Pressure - Pump To Hydroboost; Late..   | 71196           |                |             | Return .....   | ≠<70518         | ★16"           | 39859       |
| Return - Gear To Pump.....  |                 | *8"            |             | <b>1972-1971</b>                                       |                 |                |             |
| Return - Hydroboost To Pump .....   |                 | *38"           |             | <b>V-8 455 ENG.</b>                                    |                 |                |             |
| <b>1981</b>   |                 |                |             | Pressure .....   |                 |                |             |
| <b>V-6 4.1 L ENG.</b>   |                 |                |             | Return .....   |                 |                |             |
| Pressure .....  | 71043           |                |             |  | 80115           |                |             |
| Return .....  |                 | *15"           |             |  | ≠<70629         | ★16"           | 39859       |
| <b>V-8 5.0 L ENG.</b>   |                 |                |             | <b>1970-1968</b>                                       |                 |                |             |
| Pressure .....  | 71086           |                | 39106       | <b>V-8 455 ENG.</b>                                    |                 |                |             |
| Return .....  |                 | *12"           |             | Pressure .....   | 70247           |                |             |
| <b>V-8 5.7 L DIESEL ENG.</b>  |                 |                |             | Return .....   |                 |                |             |
| Pressure - Hydroboost To Gear; OE design change from a pressure pipe to a pressure hose. Use hose listed as replacement part..... | 71085           |                |             |  |                 | ★26"           |             |
| Pressure - Pump To Hydroboost.....  | 91457           |                |             | <b>1967-1966</b>                                       |                 |                |             |
| Return - Gear To Pump.....  |                 | *18"           | 39106       | <b>V-8 425 ENG.</b>                                    |                 |                |             |
| Return - Hydroboost To Pump .....   |                 | *48"           |             | Return .....   |                 | ★26"           |             |
| <b>1980</b>   |                 |                |             | <b>VISTA CRUISER</b>                                   |                 |                |             |
| <b>V-8 5.0 L ENG.; V-8 5.7 L ENG.</b>   |                 |                |             | <b>1975-1973</b>                                       |                 |                |             |
| Pressure .....  | 71086           |                | 39106       | <b>V-8 350 ENG.; V-8 455 ENG.</b>                      |                 |                |             |
| Return .....  |                 | *12"           |             | Pressure .....   | 70273           |                |             |
| <b>V-8 5.7 L DIESEL ENG.</b>  |                 |                |             | Return .....   |                 |                |             |
| Pressure - Hydroboost To Gear; OE design change from a pressure pipe to a pressure hose. Use hose listed as replacement part..... | 71085           |                |             |  | ≠<70629         | ★16"           | 39859       |
| Pressure - Pump To Hydroboost.....  | 91457           |                |             | <b>1972-1971</b>                                       |                 |                |             |
| Return - Gear To Pump.....  |                 | *18"           | 39106       | <b>V-8 350 ENG.; V-8 455 ENG.</b>                      |                 |                |             |
| Return - Hydroboost To Pump .....   |                 | *48"           |             | Pressure .....   | 80115           |                |             |
|   |                 |                |             | Return .....   | ≠<70629         | ★18"           | 39859       |

- \* Cut From C.P.E. 3/8" I.D. Hose: 71350 (48"), 81352 (25').
- † Cut From S.A.E. 11/32" I.D. Hose: 80062 (12"), 80063 (24"), 80064 (36"), 81353 (25').
- ★ Cut From S.A.E. 3/8" I.D. Hose: 71224 (24"), 71236 (36"), 71206 (48"), 81206 (25'). May Also Use 3/8" C.P.E.
- ♣ Cut From S.A.E. 5/8" I.D. Hose: 71351 (36").
- Cut From 1/2" I.D. Suction Hose: 71296 (36"), 81354 (10').
- ♣ Cut From 5/8" I.D. Suction Hose: 71207 (42"), 81355 (10').
- ✱ Cut From 3/4" I.D. Suction Hose: 71297 (36"), 81356 (10').
- ☆ See Page A14 For Pump or Gear Identification.

- Ⓜ Two Required.
- Ⓝ Three Required.
- Ⓞ Four Required.
- ≠< Cut To Fit.
- ⊙ Replaces Both Upper and Lower Hose.
- ▲ 252660 Adaptor Required For Some Models.
- ♣ See Page A6 For Installation Procedure.

SYSTEM PUMP & GEAR IDENT.

SYSTEM & COMPONENT IDENT.

PASS. CARS

LIGHT TRUCKS

MEDIUM/HEAVY TRUCKS

BUSES

HOSE NUMERICAL

REPAIR KITS

KIT NUMERICAL

ILLUSTRATIONS

# Power Steering Hose for Passenger Cars

|                                      | Application                              | Assembly Number | Multi-Use Hose | End Fitting | Application  | Assembly Number | Multi-Use Hose | End Fitting |
|--------------------------------------|--|-----------------|----------------|-------------|--|-----------------|----------------|-------------|
| <b>SYSTEM PUMP &amp; GEAR IDENT.</b> | <b>OLDSMOBILE - Continued</b>            |                 |                |             | <b>PEUGEOT - Continued</b>   |                 |                |             |
|                                      | <b>VISTA CRUISER - Continued</b>         |                 |                |             | <b>505 - Continued</b>   |                 |                |             |
|                                      | <b>1970</b>                              |                 |                |             | <b>1986</b>  |                 |                |             |
|                                      | <b>V-8 350 ENG.; V-8 455 ENG.</b>        |                 |                |             | <b>4-CYL. 2.0 L ENG.</b>   |                 |                |             |
|                                      | Pressure .....                           | 70245           |                |             | Pressure .....   | 71368           |                |             |
|                                      | Return .....                             |                 | ★18"           |             | Reservoir .....  |                 | □              |             |
| <b>SYSTEM &amp; COMPONENT IDENT.</b> | <b>1969-1968</b>                         |                 |                |             | Return .....   |                 |                |             |
|                                      | <b>V-8 350 ENG.; V-8 400 ENG.</b>        |                 |                |             | ★  |                 |                |             |
|                                      | Pressure .....                           | 70245           |                |             | <b>4-CYL. 2.2 L ENG.</b>   |                 |                |             |
|                                      | Return .....                             |                 | ★18"           |             | Return .....   |                 |                |             |
|                                      | <b>1967-1964</b>                         |                 |                |             | ★  |                 |                |             |
|                                      | <b>V-8 330 ENG.</b>                      |                 |                |             | <b>1985</b>  |                 |                |             |
|                                      | Pressure .....                           | 70203           |                |             | <b>4-CYL. 2.0 L ENG.</b>   |                 |                |             |
|                                      | Return .....                             |                 | ★26"           |             | Pressure .....   | 71368           |                |             |
| <b>PASS. CARS</b>                    | <b>442</b>                               |                 |                |             | Reservoir .....  |                 |                |             |
|                                      | <b>1971</b>                              |                 |                |             | Return .....   |                 |                |             |
|                                      | <b>V-8 455 ENG.</b>                      |                 |                |             | ★  |                 |                |             |
|                                      | Pressure .....                           | 80115           |                |             | <b>4-CYL. 2.2 L ENG.; 4-CYL. 2.3 L DIESEL ENG.; 4-CYL. 2.5 L DIESEL ENG.</b> |                 |                |             |
|                                      | Return .....                             | 70629           | ★18"           | 39859       | Return .....   |                 |                |             |
|                                      | <b>1970</b>                              |                 |                |             | ★  |                 |                |             |
|                                      | <b>V-8 455 ENG.</b>                      |                 |                |             | <b>1984</b>  |                 |                |             |
|                                      | Pressure .....                           | 70245           |                |             | <b>4-CYL. 2.0 L ENG.</b>   |                 |                |             |
|                                      | Return .....                             |                 | ★18"           |             | Pressure .....   | 71368           |                |             |
|                                      | <b>1969-1968</b>                         |                 |                |             | Reservoir .....  |                 |                |             |
|                                      | <b>V-8 400 ENG.; V-8 455 ENG.</b>        |                 |                |             | Return .....   |                 |                |             |
|                                      | Pressure .....                           | 70245           |                |             | ★  |                 |                |             |
|                                      | Return .....                             |                 | ★18"           |             | <b>1983-1982</b>   |                 |                |             |
| <b>MEDIUM/HEAVY TRUCKS</b>           | <b>PEUGEOT</b>                           |                 |                |             | <b>4-CYL. 2.0 L ENG.</b>   |                 |                |             |
|                                      | <b>505</b>                               |                 |                |             | Pressure .....   |                 |                |             |
|                                      | <b>1990</b>                              |                 |                |             | 71368  |                 |                |             |
|                                      | <b>4-CYL. 2.2 L ENG.</b>                 |                 |                |             | Reservoir .....  |                 |                |             |
|                                      | Pressure; W/O Turbo .....                | 71368           |                |             | Return .....   |                 |                |             |
|                                      | Reservoir; W/O Turbo .....               |                 | □              |             | ★  |                 |                |             |
|                                      | Return .....                             |                 | ★              |             | <b>4-CYL. 2.3 L DIESEL ENG.</b>  |                 |                |             |
|                                      | <b>1989-1988</b>                         |                 |                |             | Pressure; W/O Turbo .....  |                 |                |             |
|                                      | <b>4-CYL. 2.2 L ENG.</b>                 |                 |                |             | 71368  |                 |                |             |
|                                      | Pressure; W/O Turbo .....                | 71368           |                |             | Return .....   |                 |                |             |
|                                      | Reservoir; W/O Turbo .....               |                 | □              |             | ★  |                 |                |             |
|                                      | Return .....                             |                 | ★              |             | <b>1981</b>  |                 |                |             |
|                                      | <b>V-6 2.8 L ENG.</b>                    |                 |                |             | <b>4-CYL. 2.3 L DIESEL ENG.</b>  |                 |                |             |
|                                      | Pressure .....                           | 71368           |                |             | Pressure; W/O Turbo .....  |                 |                |             |
|                                      | Reservoir .....                          |                 | □              |             | 71368  |                 |                |             |
|                                      | Return .....                             |                 | ★              |             | Return .....   |                 |                |             |
|                                      | <b>1987</b>                              |                 |                |             | ★  |                 |                |             |
|                                      | <b>4-CYL. 2.0 L ENG.; V-6 2.8 L ENG.</b> |                 |                |             | <b>1980</b>  |                 |                |             |
|                                      | Pressure .....                           | 71368           |                |             | <b>4-CYL. 2.0 L ENG.</b>   |                 |                |             |
|                                      | Reservoir .....                          |                 | □              |             | Pressure .....   |                 |                |             |
|                                      | Return .....                             |                 | ★              |             | 71368  |                 |                |             |
|                                      | <b>4-CYL. 2.2 L ENG.</b>                 |                 |                |             | Reservoir .....  |                 |                |             |
|                                      | Pressure; W/O Turbo .....                | 71368           |                |             | Return .....   |                 |                |             |
|                                      | Reservoir; W/O Turbo .....               |                 | □              |             | ★  |                 |                |             |
|                                      | Return .....                             |                 | ★              |             | <b>4-CYL. 2.3 L DIESEL ENG.</b>  |                 |                |             |
|                                      | <b>1984-1982</b>                         |                 |                |             | Pressure .....   |                 |                |             |
|                                      | <b>4-CYL. 2.3 L DIESEL ENG.</b>          |                 |                |             | 71368  |                 |                |             |
|                                      | Return .....                             |                 |                |             | Return .....   |                 |                |             |
|                                      | <b>1981</b>                              |                 |                |             | ★  |                 |                |             |
|                                      | <b>V-6 2.8 L ENG. (CANADA)</b>           |                 |                |             | <b>604</b>   |                 |                |             |
|                                      | Return .....                             |                 |                |             | <b>1984-1982</b>   |                 |                |             |
|                                      | ★  |                 |                |             | <b>4-CYL. 2.3 L DIESEL ENG.</b>  |                 |                |             |
|                                      |  |                 |                |             | Return .....   |                 |                |             |
|                                      |  |                 |                |             | ★  |                 |                |             |

**ILLUSTRATIONS**

\* Cut From C.P.E. 3/8" I.D. Hose: 71350 (48"), 81352 (25').  
 † Cut From S.A.E. 11/32" I.D. Hose: 80062 (12"), 80063 (24"), 80064 (36"), 81353 (25').  
 ★ Cut From S.A.E. 3/8" I.D. Hose: 71224 (24"), 71236 (36"), 71206 (48"), 81206 (25'). May Also Use 3/8" C.P.E.  
 ♣ Cut From S.A.E. 5/8" I.D. Hose: 71351 (36").  
 □ Cut From 1/2" I.D. Suction Hose: 71296 (36"), 81354 (10').  
 † Cut From 5/8" I.D. Suction Hose: 71207 (42"), 81355 (10').  
 \* Cut From 3/4" I.D. Suction Hose: 71297 (36"), 81356 (10').  
 ☆ See Page A14 For Pump or Gear Identification.

② Two Required.  
 ③ Three Required.  
 ④ Four Required.  
 ≪ Cut To Fit.  
 \* Replaces Both Upper and Lower Hose.  
 ▲ 252660 Adaptor Required For Some Models.  
 ♣ See Page A6 For Installation Procedure.

# Power Steering Hose for Passenger Cars

| Application                                 | Assembly Number | Multi-Use Hose | End Fitting | Application  | Assembly Number | Multi-Use Hose | End Fitting |      |
|---|-----------------|----------------|-------------|--|-----------------|----------------|-------------|------|
| <b>PEUGEOT - Continued</b>                  |                 |                |             | <b>PLYMOUTH - Continued</b>                        |                 |                |             |      |
| <b>604 - Continued</b>                      |                 |                |             | <b>BARRACUDA - Continued</b>                       |                 |                |             |      |
| <b>1979</b>                                 |                 |                |             | <b>1972 - Continued</b>                            |                 |                |             |      |
| <b>V-6 174 ENG.</b>                         |                 |                |             | <b>V-8 318 ENG.; V-8 340 ENG. - Continued</b>      |                 |                |             |      |
| Return .....                                |                 | ★              |             | Return .....                                       |                 | ★12"           |             |      |
| <b>1978-1977</b>                            |                 |                |             | <b>1971</b>  |                 |                |             |      |
| <b>V-6 163 ENG.</b>                         |                 |                |             | <b>6-CYL. 198 ENG.; 6-CYL. 225 ENG.</b>            |                 |                |             |      |
| Return .....                                |                 | ★              |             | Pressure .....                                     | 70337           |                |             |      |
| <b>PLYMOUTH</b>                             |                 |                |             | Return .....                                       |                 |                |             | ★12" |
| <b>ACCLAIM</b>                              |                 |                |             | <b>V-8 318 ENG.; V-8 340 ENG.</b>                  |                 |                |             |      |
| <b>1995-1993</b>                            |                 |                |             | Pressure; W/Chrysler P.S. Pump; ☆D... 80119        |                 |                |             |      |
| <b>4-CYL. 2.5 L ENG.</b>                    |                 |                |             | Pressure; W/Saginaw P.S. Pump; ☆B... 70344         |                 |                |             |      |
| Pressure .....                              | 91508           |                |             | Return .....                                       |                 | ★12"           |             |      |
| Return .....                                |                 | ★13"           |             | <b>V-8 383 ENG.</b>                                |                 |                |             |      |
| <b>V-6 3.0 L ENG.</b>                       |                 |                |             | Pressure; W/Chrysler P.S. Pump; ☆D... 70337        |                 |                |             |      |
| Pressure .....                              | 71804           |                |             | Pressure; W/Saginaw P.S. Pump; ☆B... 70343         |                 |                |             |      |
| Return .....                                |                 | ★14"           |             | Return .....                                       |                 | ★12"           |             |      |
| <b>1992-1990</b>                            |                 |                |             | <b>V-8 426 ENG.</b>                                |                 |                |             |      |
| <b>4-CYL. 2.5 L ENG.</b>                    |                 |                |             | Pressure; W/Chrysler P.S. Pump; ☆D... 70337        |                 |                |             |      |
| Pressure .....                              | 91508           |                |             | Pressure; W/Saginaw P.S. Pump; ☆B... 70343         |                 |                |             |      |
| Return .....                                |                 | ★13"           |             | Return .....                                       |                 | ★12"           |             |      |
| <b>V-6 3.0 L ENG.</b>                       |                 |                |             | <b>V-8 440 ENG.</b>                                |                 |                |             |      |
| Pressure .....                              | 80277           |                |             | Pressure; W/Saginaw P.S. Pump; ☆B... 70343         |                 |                |             |      |
| Return .....                                |                 | ★14"           |             | Return .....                                       |                 | ★12"           |             |      |
| <b>1989</b>                                 |                 |                |             | <b>1970</b>  |                 |                |             |      |
| <b>4-CYL. 2.5 L ENG.</b>                    |                 |                |             | <b>6-CYL. 225 ENG.</b>                             |                 |                |             |      |
| Pressure; W/Saginaw P.S. Pump; ☆B... 91508  |                 |                |             | Pressure .....                                     | 70337           |                |             |      |
| Pressure; W/ZF P.S. Pump ..... 91703        |                 |                |             | Return .....                                       |                 | ★12"           |             |      |
| Return .....                                |                 | ★12"           |             | <b>V-8 318 ENG.; V-8 340 ENG.</b>                  |                 |                |             |      |
| <b>V-6 3.0 L ENG.</b>                       |                 |                |             | Pressure; W/Chrysler P.S. Pump; ☆D... 80119        |                 |                |             |      |
| Pressure .....                              | 80277           |                |             | Pressure; W/Saginaw P.S. Pump; ☆B... 70344         |                 |                |             |      |
| Return .....                                |                 | ★24"           |             | Return .....                                       |                 | ★12"           |             |      |
| <b>BARRACUDA</b>                            |                 |                |             | <b>V-8 383 ENG.</b>                                |                 |                |             |      |
| <b>1974</b>                                 |                 |                |             | Pressure; W/Chrysler P.S. Pump; ☆D... 70337        |                 |                |             |      |
| <b>V-8 318 ENG.</b>                         |                 |                |             | Pressure; W/Saginaw P.S. Pump; ☆B... 70343         |                 |                |             |      |
| Pressure .....                              | 70351           |                |             | Return .....                                       |                 | ★12"           |             |      |
| Return .....                                |                 | ★12"           |             | <b>V-8 426 ENG.</b>                                |                 |                |             |      |
| <b>V-8 360 ENG.</b>                         |                 |                |             | Pressure; W/Chrysler P.S. Pump; ☆D... 70337        |                 |                |             |      |
| Pressure .....                              | 80127           |                |             | Pressure; W/Saginaw P.S. Pump; ☆B... 70343         |                 |                |             |      |
| Return .....                                |                 | ★12"           |             | Return .....                                       |                 | ★12"           |             |      |
| <b>1973</b>                                 |                 |                |             | <b>V-8 440 ENG.</b>                                |                 |                |             |      |
| <b>V-8 318 ENG.; V-8 340 ENG.</b>           |                 |                |             | Pressure; W/Saginaw P.S. Pump; ☆B... 70343         |                 |                |             |      |
| Pressure; W/Chrysler P.S. Pump; ☆D... 80127 |                 |                |             | Return .....                                       |                 | ★12"           |             |      |
| Pressure; W/Saginaw P.S. Pump; ☆B... 70351  |                 |                |             | <b>V-8 318 ENG.; V-8 340 ENG.</b>                  |                 |                |             |      |
| Return .....                                |                 | ★12"           |             | Pressure .....                                     | 70343           |                |             |      |
| <b>1972</b>                                 |                 |                |             | Return .....                                       |                 |                |             | ★11" |
| <b>6-CYL. 225 ENG.</b>                      |                 |                |             | <b>1969</b>  |                 |                |             |      |
| Pressure .....                              | 70337           |                |             | <b>6-CYL. 225 ENG.; V-8 383 ENG.</b>               |                 |                |             |      |
| Return .....                                |                 | ★12"           |             | Pressure .....                                     | 80119           |                |             |      |
| <b>V-8 318 ENG.; V-8 340 ENG.</b>           |                 |                |             | Return .....                                       |                 |                |             | ★11" |
| Pressure; W/Chrysler P.S. Pump; ☆D... 80119 |                 |                |             | <b>V-8 318 ENG.; V-8 340 ENG.</b>                  |                 |                |             |      |
| Pressure; W/Saginaw P.S. Pump; ☆B... 70344  |                 |                |             | Pressure .....                                     | 70343           |                |             |      |
|   |                 |                |             | Return .....                                       |                 | ★11"           |             |      |
| <b>1972</b>                                 |                 |                |             | <b>1968</b>  |                 |                |             |      |
| <b>6-CYL. 225 ENG.</b>                      |                 |                |             | <b>6-CYL. 225 ENG.</b>                             |                 |                |             |      |
| Pressure .....                              | 70337           |                |             | Pressure .....                                     | 70333           |                |             |      |
| Return .....                                |                 | ★12"           |             | Return .....                                       |                 | ★11"           |             |      |
| <b>V-8 318 ENG.; V-8 340 ENG.</b>           |                 |                |             | <b>V-8 318 ENG.; V-8 340 ENG.; V-8 383 ENG.</b>    |                 |                |             |      |
| Pressure; W/Chrysler P.S. Pump; ☆D... 80119 |                 |                |             | Pressure .....                                     | 70343           |                |             |      |
| Pressure; W/Saginaw P.S. Pump; ☆B... 70344  |                 |                |             | Return .....                                       |                 | ★11"           |             |      |
|   |                 |                |             | <b>1967</b>  |                 |                |             |      |
|   |                 |                |             | <b>6-CYL. 225 ENG.; V-8 273 ENG.; V-8 383 ENG.</b> |                 |                |             |      |
|   |                 |                |             | Pressure .....                                     | 70329           |                |             |      |

- \* Cut From C.P.E. 3/8" I.D. Hose: 71350 (48"), 81352 (25).
- † Cut From S.A.E. 11/32" I.D. Hose: 80062 (12"), 80063 (24"), 80064 (36"), 81353 (25).
- ★ Cut From S.A.E. 3/8" I.D. Hose: 71224 (24"), 71236 (36"), 71206 (48"), 81206 (25). May Also Use 3/8" C.P.E.
- ♣ Cut From S.A.E. 5/8" I.D. Hose: 71351 (36").
- Cut From 1/2" I.D. Suction Hose: 71296 (36"), 81354 (10').
- ♣ Cut From 5/8" I.D. Suction Hose: 71207 (42"), 81355 (10').
- ✱ Cut From 3/4" I.D. Suction Hose: 71297 (36"), 81356 (10').
- ☆ See Page A14 For Pump or Gear Identification.

- ⊗ Two Required.
- ⊙ Three Required.
- ⊕ Four Required.
- ≠ Cut To Fit.
- ⊗ Replaces Both Upper and Lower Hose.
- ▲ 252660 Adaptor Required For Some Models.
- ♣ See Page A6 For Installation Procedure.

SYSTEM  
PUMP &  
GEAR  
IDENT.

SYSTEM &  
COM-  
PONENT  
IDENT.

PASS.  
CARS

LIGHT  
TRUCKS

MEDIUM/  
HEAVY  
TRUCKS

BUSES

HOSE  
NUMER-  
ICAL

REPAIR  
KITS

KIT  
NUMER-  
ICAL

ILLUSTRATIONS



# Power Steering Hose for Passenger Cars

| Application  | Assembly Number | Multi-Use Hose | End Fitting | Application                             | Assembly Number | Multi-Use Hose | End Fitting |
|--|-----------------|----------------|-------------|---|-----------------|----------------|-------------|
| <b>PLYMOUTH - Continued</b>  |                 |                |             | <b>PLYMOUTH - Continued</b>             |                 |                |             |
| <b>CARAVELLE - Continued</b>   |                 |                |             | <b>CARAVELLE SALON</b>                  |                 |                |             |
| <b>1984</b>  |                 |                |             | <b>1989</b>                             |                 |                |             |
| <b>4-CYL. 2.2 L ENG. (CANADA); 4-CYL. 2.6 L ENG. (CANADA); V-8 5.2 L ENG. (CANADA)</b>                             |                 |                |             | <b>V-8 5.2 L ENG. (CANADA)</b>          |                 |                |             |
| Pressure .....   | 71137           |                |             | Pressure .....                          | 71137           |                |             |
| Return; W/O Cooler .....   |                 | ★12"           |             | Return; W/O Cooler .....                |                 | ★12"           |             |
| Return - Cooler To Pump .....  |                 | ★3"            |             | Return - Cooler To Reservoir .....      |                 | ★3"            |             |
| Return - Gear To Cooler .....  |                 | ★10"           |             | Return - Gear To Cooler .....           |                 | ★10"           |             |
| <b>1983</b>  |                 |                |             | <b>COLT</b>                             |                 |                |             |
| <b>4-CYL. 2.2 L ENG. (CANADA); 4-CYL. 2.6 L ENG. (CANADA); 6-CYL. 3.7 L ENG. (CANADA); V-8 5.2 L ENG. (CANADA)</b> |                 |                |             | <b>1994</b>                             |                 |                |             |
| Pressure .....   | 71137           |                |             | <b>4-CYL. 1.5 L ENG.</b>                |                 |                |             |
| Return; W/O Cooler .....   |                 | ★12"           |             | Pressure .....                          | 71806           |                |             |
| Return - Cooler To Pump .....  |                 | ★3"            |             | Return; W/O Cooler .....                |                 | ★11"           |             |
| Return - Gear To Cooler .....  |                 | ★10"           |             | Return - Cooler To Reservoir .....      |                 | ★8"            |             |
|  |                 |                |             | Return - Gear To Pipe; W/Cooler .....   |                 | ★15"           |             |
|  |                 |                |             | Return - Pipe To Cooler .....           |                 | ★6"            |             |
| <b>1982</b>  |                 |                |             | <b>4-CYL. 1.8 L ENG.</b>                |                 |                |             |
| <b>6-CYL. 3.7 L ENG. (CANADA); V-8 5.2 L ENG. (CANADA)</b>   |                 |                |             | Pressure; Sedan .....                   |                 |                |             |
| Pressure .....   | 71137           |                |             | Pressure; Wagon .....                   | 71807           |                |             |
| Return; W/O Cooler .....   |                 | ★12"           |             | Return - Cooler To Reservoir; Sedan ... | 71808           |                | ★8"         |
| Return - Cooler To Pump .....  |                 | ★3"            |             | Return - Cooler To Reservoir; Wagon ... |                 |                | ★5"         |
| Return - Gear To Cooler .....  |                 | ★10"           |             | Return - Gear To Pipe; Sedan;           |                 |                |             |
|  |                 |                |             | W/Cooler .....                          |                 |                | ★14"        |
|  |                 |                |             | Return - Gear To Pipe; Wagon;           |                 |                |             |
|  |                 |                |             | W/Cooler .....                          |                 |                | ★17"        |
|  |                 |                |             | Return - Pipe To Cooler; Sedan .....    |                 |                | ★6"         |
|  |                 |                |             | Return - Pipe To Cooler; Wagon .....    |                 |                | ★6"         |
| <b>1981</b>  |                 |                |             | <b>4-CYL. 2.4 L ENG.</b>                |                 |                |             |
| <b>6-CYL. 3.7 L ENG. (CANADA)</b>  |                 |                |             | Pressure .....                          |                 |                |             |
| Pressure .....   | 71137           |                |             | Return - Cooler To Reservoir .....      | 71809           |                | ★5"         |
| Return; W/O Cooler .....   |                 | ★12"           |             | Return - Gear To Pipe; W/Cooler .....   |                 |                | ★17"        |
| Return - Cooler To Pump .....  |                 | ★3"            |             | Return - Pipe To Cooler .....           |                 |                | ★6"         |
| Return - Gear To Cooler .....  |                 | ★10"           |             |   |                 |                |             |
| <b>1980</b>  |                 |                |             | <b>1993</b>                             |                 |                |             |
| <b>6-CYL. 3.7 L ENG. (CANADA); V-8 5.2 L ENG. (CANADA)</b>   |                 |                |             | <b>4-CYL. 1.5 L ENG.</b>                |                 |                |             |
| Pressure .....   | 71137           |                |             | Pressure .....                          | 71806           |                |             |
| Return; W/O Cooler .....   |                 | ★12"           |             | Return; W/O Cooler .....                |                 | ★11"           |             |
| Return - Cooler To Pump .....  |                 | ★3"            |             | Return - Cooler To Reservoir .....      |                 | ★8"            |             |
| Return - Gear To Cooler .....  |                 | ★10"           |             | Return - Gear To Pipe; W/Cooler .....   |                 | ★15"           |             |
|  |                 |                |             | Return - Pipe To Cooler .....           |                 | ★6"            |             |
| <b>1979</b>  |                 |                |             | <b>4-CYL. 1.8 L ENG.</b>                |                 |                |             |
| <b>6-CYL. 225 (CANADA) ENG.</b>  |                 |                |             | Pressure; Sedan .....                   |                 |                |             |
| Pressure; Feb. 1 & Newer .....   | 71054           |                |             | Pressure; Wagon .....                   | 71807           |                |             |
| Pressure; Jan. 31 & Older .....  | 71156           |                |             | Return - Cooler To Reservoir; Sedan ... | 71808           |                | ★8"         |
| Return .....   |                 | ★12"           |             | Return - Cooler To Reservoir; Wagon ... |                 |                | ★5"         |
|  |                 |                |             | Return - Gear To Pipe; Sedan;           |                 |                |             |
|  |                 |                |             | W/Cooler .....                          |                 |                | ★14"        |
|  |                 |                |             | Return - Gear To Pipe; Wagon;           |                 |                |             |
|  |                 |                |             | W/Cooler .....                          |                 |                | ★17"        |
|  |                 |                |             | Return - Pipe To Cooler; Sedan .....    |                 |                | ★6"         |
|  |                 |                |             | Return - Pipe To Cooler; Wagon .....    |                 |                | ★6"         |
| <b>1978</b>  |                 |                |             | <b>4-CYL. 2.4 L ENG.</b>                |                 |                |             |
| <b>6-CYL. 225 (CANADA) ENG.</b>  |                 |                |             | Pressure .....                          |                 |                |             |
| Pressure .....   | 70347           |                |             | Return - Cooler To Reservoir .....      | 71809           |                | ★5"         |
| Return .....   |                 | ★12"           |             | Return - Gear To Pipe .....             |                 |                | ★17"        |
|  |                 |                |             | Return - Pipe To Cooler .....           |                 |                | ★6"         |
| <b>V-8 318 (CANADA) ENG.</b>   |                 |                |             | <b>1992</b>                             |                 |                |             |
| Pressure; W/A.P. ....  | 71156           |                |             | <b>4-CYL. 1.5 L ENG.</b>                |                 |                |             |
| Pressure; W/O A.P. ....  | 70347           |                |             | Pressure .....                          | 71439           |                |             |
| Return .....   |                 | ★12"           |             | Return; W/O Cooler .....                |                 | ★9"            |             |
|  |                 |                |             | Return - Cooler To Reservoir .....      |                 | ★8"            |             |
|  |                 |                |             | Return - Gear To Cooler .....           |                 | ★6"            |             |

\* Cut From C.P.E. 3/8" I.D. Hose: 71350 (48"), 81352 (25").  
 † Cut From S.A.E. 11/32" I.D. Hose: 80062 (12"), 80063 (24"), 80064 (36"), 81353 (25").  
 ★ Cut From S.A.E. 3/8" I.D. Hose: 71224 (24"), 71236 (36"), 71206 (48"), 81206 (25"). May Also Use 3/8" C.P.E.  
 ♣ Cut From S.A.E. 5/8" I.D. Hose: 71351 (36").  
 □ Cut From 1/2" I.D. Suction Hose: 71296 (36"), 81354 (10').  
 ♠ Cut From 5/8" I.D. Suction Hose: 71207 (42"), 81355 (10').  
 ✱ Cut From 3/4" I.D. Suction Hose: 71297 (36"), 81356 (10').  
 ☆ See Page A14 For Pump or Gear Identification.

② Two Required.  
 ③ Three Required.  
 ④ Four Required.  
 ≪ Cut To Fit.  
 ▲ Replaces Both Upper and Lower Hose.  
 ▲ 252660 Adaptor Required For Some Models.  
 ♣ See Page A6 For Installation Procedure.

SYSTEM  
PUMP &  
GEAR  
IDENT.

SYSTEM &  
COM-  
PONENT  
IDENT.

PASS.  
CARS

LIGHT  
TRUCKS

MEDIUM/  
HEAVY  
TRUCKS

BUSES

HOSE  
NUMER-  
ICAL

REPAIR  
KITS

KIT  
NUMER-  
ICAL

ILLUSTRATIONS



# Power Steering Hose for Passenger Cars

|                                      | Application                                  | Assembly Number | Multi-Use Hose | End Fitting | Application   | Assembly Number | Multi-Use Hose | End Fitting |
|--------------------------------------|--|-----------------|----------------|-------------|---|-----------------|----------------|-------------|
| <b>SYSTEM PUMP &amp; GEAR IDENT.</b> | <b>PLYMOUTH - Continued</b>                  |                 |                |             | <b>PLYMOUTH - Continued</b>                             |                 |                |             |
| <b>SYSTEM &amp; COMPONENT IDENT.</b> | <b>COLT - Continued</b>                      |                 |                |             | <b>COLT - Continued</b>                                 |                 |                |             |
| <b>PASS. CARS</b>                    | <b>1992 - Continued</b>                      |                 |                |             | <b>1989 - Continued</b>                                 |                 |                |             |
|                                      | <b>4-CYL. 1.8 L ENG.</b>                     |                 |                |             | <b>4-CYL. 1.5 L ENG.; 4-CYL. 1.6 L ENG. - Continued</b> |                 |                |             |
|                                      | Pressure; Wagon.....                         | 71808           |                |             | Return - Gear To Cooler .....                           |                 | ★6"            |             |
|                                      | Return - Cooler To Reservoir; Wagon...       |                 | ★5"            |             |   |                 |                |             |
|                                      | Return - Gear To Pipe; Wagon;                |                 |                | ★17"        |   |                 |                |             |
|                                      | W/Cooler.....                                |                 |                | ★6"         | <b>4-CYL. 1.8 L ENG.</b>                                |                 |                |             |
|                                      | Return - Pipe To Cooler; Wagon .....         |                 |                |             | Pressure .....  | 80172           |                |             |
|                                      |  |                 |                |             | Return - Cooler To Reservoir .....                      |                 | ★8"            |             |
|                                      | <b>4-CYL. 2.4 L ENG.</b>                     |                 |                |             | Return - Gear To Cooler .....                           |                 | ★6"            |             |
|                                      | Pressure; Wagon.....                         | 71811           |                |             |   |                 |                |             |
|                                      | Return - Cooler To Reservoir; Wagon...       |                 | ★5"            |             | <b>4-CYL. 2.0 L ENG.</b>                                |                 |                |             |
|                                      | Return - From Gear; Wagon .....              |                 | ★12"           |             | Pressure; W/4WD.....                                    | 91619           |                |             |
|                                      | Return - Gear To Pipe; Wagon;                |                 |                |             | Pressure; W/FWD .....                                   | 91624           |                |             |
|                                      | W/Cooler.....                                |                 |                | ★17"        | Reservoir .....   |                 | □              |             |
|                                      | Return - Pipe To Cooler; Wagon .....         |                 | ★6"            | ★6"         | Return - Cooler To Reservoir; W/4WD ..                  |                 | ★5"            |             |
|                                      |  |                 |                |             | Return - Gear To Pipe; W/4WD .....                      |                 | ★7"            |             |
|                                      |  |                 |                |             | Return - Gear To Pipe; W/FWD.....                       |                 | ★6"            |             |
|                                      |  |                 |                |             | Return - Pipe To Cooler; W/4WD .....                    |                 | ★12"           |             |
|                                      |  |                 |                |             | Return - Pipe To Reservoir; W/FWD .....                 |                 | ★9"            |             |
|                                      | <b>1991</b>                                  |                 |                |             |   |                 |                |             |
|                                      | <b>4-CYL. 1.5 L ENG.</b>                     |                 |                |             | <b>1988</b>   |                 |                |             |
|                                      | Pressure .....                               | 71439           |                | ★9"         | <b>4-CYL. 1.5 L ENG.</b>                                |                 |                |             |
|                                      | Return; W/O Cooler .....                     |                 |                | ★8"         | Pressure .....  | 91622           |                |             |
|                                      | Return - Cooler To Reservoir.....            |                 |                | ★6"         | Reservoir .....   |                 | □              |             |
|                                      | Return - Gear To Cooler .....                |                 |                |             | Return - Cooler To Reservoir .....                      |                 | ★8"            |             |
|                                      |  |                 |                |             | Return - Gear To Cooler .....                           |                 | ★6"            |             |
|                                      | <b>4-CYL. 2.0 L ENG.</b>                     |                 |                |             |   |                 |                |             |
|                                      | Pressure .....                               | 91619           |                | □           | <b>4-CYL. 1.6 L ENG.</b>                                |                 |                |             |
|                                      | Reservoir .....                              |                 |                | ★5"         | Reservoir .....   |                 | □              |             |
|                                      | Return - Cooler To Reservoir.....            |                 |                | ★7"         | Return - Cooler To Reservoir .....                      |                 | ★8"            |             |
|                                      | Return - Gear To Pipe; W/Cooler .....        |                 |                | ★6"         | Return - Gear To Cooler .....                           |                 | ★6"            |             |
|                                      | Return - Gear To Pipe; W/O Cooler .....      |                 |                | ★12"        |   |                 |                |             |
|                                      | Return - Pipe To Cooler .....                |                 |                |             | <b>4-CYL. 2.0 L ENG.</b>                                |                 |                |             |
|                                      | Return - Pipe To Reservoir; W/O Cooler ..... |                 |                | ★9"         | Pressure; W/4WD.....                                    | 91619           |                |             |
|                                      |  |                 |                |             | Pressure; W/FWD .....                                   | 91624           |                |             |
|                                      |  |                 |                |             | Reservoir .....   |                 | □              |             |
|                                      | <b>1990</b>                                  |                 |                |             | Return - Cooler To Reservoir; W/4WD ..                  |                 | ★5"            |             |
|                                      | <b>4-CYL. 1.5 L ENG.</b>                     |                 |                |             | Return - Gear To Pipe; W/4WD .....                      |                 | ★7"            |             |
|                                      | Pressure; DL Wagon.....                      | 80172           |                |             | Return - Gear To Pipe; W/FWD.....                       |                 | ★6"            |             |
|                                      | Pressure; Exc. DL Wagon .....                | 71439           |                |             | Return - Pipe To Cooler; W/4WD .....                    |                 | ★12"           |             |
|                                      | Return; W/O Cooler; Exc. DL Wagon ....       |                 |                | ★9"         | Return - Pipe To Reservoir; W/FWD .....                 |                 | ★9"            |             |
|                                      | Return - Cooler To Reservoir.....            |                 |                | ★8"         |   |                 |                |             |
|                                      | Return - Gear To Cooler .....                |                 |                | ★6"         | <b>1987</b>   |                 |                |             |
|                                      |  |                 |                |             | <b>4-CYL. 1.5 L ENG.</b>                                |                 |                |             |
|                                      | <b>4-CYL. 1.6 L ENG.</b>                     |                 |                |             | Pressure .....  | 91622           |                |             |
|                                      | Pressure .....                               | 71439           |                | ★9"         | Reservoir .....   |                 | □              |             |
|                                      | Return; W/O Cooler .....                     |                 |                | ★8"         | Return - Cooler To Reservoir .....                      |                 | ★8"            |             |
|                                      | Return - Cooler To Reservoir.....            |                 |                | ★6"         | Return - Gear To Cooler .....                           |                 | ★6"            |             |
|                                      | Return - Gear To Cooler .....                |                 |                |             |   |                 |                |             |
|                                      |  |                 |                |             | <b>4-CYL. 1.6 L ENG.</b>                                |                 |                |             |
|                                      | <b>4-CYL. 1.8 L ENG.</b>                     |                 |                |             | Reservoir .....   |                 | □              |             |
|                                      | Pressure .....                               | 80172           |                | ★8"         | Return - Cooler To Reservoir .....                      |                 | ★8"            |             |
|                                      | Return - Cooler To Reservoir.....            |                 |                | ★6"         | Return - Gear To Cooler .....                           |                 | ★6"            |             |
|                                      | Return - Gear To Cooler .....                |                 |                |             |   |                 |                |             |
|                                      |  |                 |                |             | <b>4-CYL. 2.0 L ENG.</b>                                |                 |                |             |
|                                      | <b>4-CYL. 2.0 L ENG.</b>                     |                 |                |             | Pressure; W/4WD.....                                    | 91619           |                |             |
|                                      | Pressure; W/4WD.....                         | 91619           |                | □           | Pressure; W/FWD .....                                   | 91624           |                |             |
|                                      | Pressure; W/FWD .....                        | 91624           |                | ★5"         | Reservoir .....   |                 | □              |             |
|                                      | Reservoir .....                              |                 |                | ★7"         | Return - Gear To Pipe; W/4WD .....                      |                 | ★5"            |             |
|                                      | Return - Cooler To Reservoir; W/4WD ..       |                 |                | ★6"         | Return - Gear To Pipe; W/FWD.....                       |                 | ★6"            |             |
|                                      | Return - Gear To Pipe; W/4WD .....           |                 |                | ★12"        | Return - Pipe To Reservoir; W/4WD.....                  |                 | ★6"            |             |
|                                      | Return - Gear To Pipe; W/FWD .....           |                 |                | ★9"         | Return - Pipe To Reservoir; W/FWD .....                 |                 | ★9"            |             |
|                                      | Return - Pipe To Cooler; W/4WD .....         |                 |                |             |   |                 |                |             |
|                                      | Return - Pipe To Reservoir; W/FWD .....      |                 |                |             | <b>1986</b>   |                 |                |             |
|                                      |  |                 |                |             | <b>4-CYL. 1.5 L ENG.; 4-CYL. 1.6 L ENG.</b>             |                 |                |             |
|                                      | <b>1989</b>                                  |                 |                |             | Reservoir .....   |                 | □              |             |
|                                      | <b>4-CYL. 1.5 L ENG.; 4-CYL. 1.6 L ENG.</b>  |                 |                |             | Return - Cooler To Reservoir .....                      |                 | ★              |             |
|                                      | Pressure; DL Wagon.....                      | 80172           |                |             | Return - Gear To Cooler .....                           |                 | ★8"            |             |
|                                      | Pressure; Exc. DL Wagon .....                | 71439           |                |             |   |                 |                |             |
|                                      | Reservoir; Exc. DL Wagon .....               |                 |                | □           |   |                 |                |             |
|                                      | Return - Cooler To Reservoir.....            |                 |                | ★8"         |   |                 |                |             |

**ILLUSTRATIONS**

\* Cut From C.P.E. 3/8" I.D. Hose: 71350 (48"), 81352 (25").  
 † Cut From S.A.E. 11/32" I.D. Hose: 80062 (12"), 80063 (24"), 80064 (36"), 81353 (25").  
 ★ Cut From S.A.E. 3/8" I.D. Hose: 71224 (24"), 71236 (36"), 71206 (48"), 81206 (25"). May Also Use 3/8" C.P.E.  
 ♣ Cut From S.A.E. 5/8" I.D. Hose: 71351 (36").  
 □ Cut From 1/2" I.D. Suction Hose: 71296 (36"), 81354 (10').  
 ✦ Cut From 5/8" I.D. Suction Hose: 71207 (42"), 81355 (10').  
 ✧ Cut From 3/4" I.D. Suction Hose: 71297 (36"), 81356 (10').  
 ☆ See Page A14 For Pump or Gear Identification.

② Two Required.  
 ③ Three Required.  
 ④ Four Required.  
 < Cut To Fit.  
 ● Replaces Both Upper and Lower Hose.  
 ▲ 252660 Adaptor Required For Some Models.  
 ♣ See Page A6 For Installation Procedure.

# Power Steering Hose for Passenger Cars

| Application   | Assembly Number | Multi-Use Hose | End Fitting | Application  | Assembly Number | Multi-Use Hose | End Fitting |
|---|-----------------|----------------|-------------|--|-----------------|----------------|-------------|
| <b>PLYMOUTH - Continued</b>                                   |                 |                |             | <b>PLYMOUTH - Continued</b>                        |                 |                |             |
| <b>COLT - Continued</b>                                       |                 |                |             | <b>DUSTER - Continued</b>                          |                 |                |             |
| <b>1986 - Continued</b>                                       |                 |                |             | <b>1975 - Continued</b>                            |                 |                |             |
| <b>4-CYL. 2.0 L ENG.</b>                                      |                 |                |             | <b>V-8 318 ENG.; V-8 360 ENG.</b>                  |                 |                |             |
| Pressure; W/4WD.....  | 91619           |                |             | Pressure; W/A.P.....                               | 71156           |                |             |
| Pressure; W/FWD; Aug. 31, 1986 & Older.....                   | 91621           |                |             | Pressure; W/O A.P.....                             | 70347           |                |             |
| Pressure; W/FWD; Sept. 1, 1986 & Newer.....                   | 91624           |                |             | Return.....  |                 | ★15"           |             |
| Return - Gear To Pipe; W/4WD.....                             |                 |                | ★5"         | <b>1974</b>  |                 |                |             |
| Return - Gear To Pipe; W/FWD; Aug. 31, 1986 & Older.....      |                 |                | ★5"         | <b>6-CYL. 198 ENG.; 6-CYL. 225 ENG.</b>            |                 |                |             |
| Return - Gear To Pipe; W/FWD; Sept. 1, 1986 & Newer.....      |                 |                | ★6"         | Pressure; W/Chrysler P.S. Pump; ☆D...              | 80126           |                |             |
| Return - Pipe To Reservoir; W/4WD.....                        |                 |                | ★6"         | Pressure; W/Saginaw P.S. Pump; ☆B...               | 80131           |                | ★12"        |
| Return - Pipe To Reservoir; W/FWD; Aug. 31, 1986 & Older..... |                 |                | ★12"        | Return.....  |                 |                |             |
| Return - Pipe To Reservoir; W/FWD; Sept. 1, 1986 & Newer..... |                 |                | ★9"         | <b>V-8 318 ENG.; V-8 360 ENG.</b>                  |                 |                |             |
|   |                 |                |             | Pressure; W/Chrysler P.S. Pump; ☆D...              | 70353           |                |             |
|   |                 |                |             | Pressure; W/Saginaw P.S. Pump; ☆B...               | 70347           |                | ★12"        |
|   |                 |                |             | Return.....  |                 |                |             |
| <b>1985</b>   |                 |                |             | <b>1973</b>  |                 |                |             |
| <b>4-CYL. 1.5 L ENG.; 4-CYL. 1.6 L ENG.</b>                   |                 |                |             | <b>6-CYL. 198 ENG.; 6-CYL. 225 ENG.</b>            |                 |                |             |
| Reservoir.....  |                 | ☐              |             | Pressure; W/Max. Cool A.C.....                     | 80127           |                |             |
| Return - Cooler To Reservoir.....                             |                 | ★              |             | Pressure; W/O Max. Cool A.C.; Dec. 16 & Older..... | 70347           |                |             |
| Return - Gear To Cooler.....                                  |                 | ★8"            |             | Pressure; W/O Max. Cool A.C.; Dec. 17 & Newer..... | 70353           |                | ★12"        |
|   |                 |                |             | Return.....  |                 |                |             |
| <b>4-CYL. 2.0 L ENG.</b>                                      |                 |                |             | <b>V-8 318 ENG.; V-8 340 ENG.</b>                  |                 |                |             |
| Pressure; W/4WD.....  | 91619           |                |             | Pressure.....                                      | 70353           |                |             |
| Pressure; W/FWD.....  | 91621           |                |             | Return.....  |                 | ★12"           |             |
| Return - Gear To Pipe.....                                    |                 |                | ★5"         | <b>1972</b>  |                 |                |             |
| Return - Pipe To Reservoir; W/4WD.....                        |                 |                | ★6"         | <b>6-CYL. 198 ENG.; 6-CYL. 225 ENG.</b>            |                 |                |             |
| Return - Pipe To Reservoir; W/FWD.....                        |                 |                | ★12"        | Pressure; W/Chrysler P.S. Pump; ☆D...              | 70337           |                |             |
|   |                 |                |             | Pressure; W/Saginaw P.S. Pump; ☆B...               | 70352           |                | ★12"        |
|   |                 |                |             | Return.....  |                 |                |             |
| <b>1984</b>   |                 |                |             | <b>V-8 318 ENG.; V-8 340 ENG.</b>                  |                 |                |             |
| <b>4-CYL. 2.0 L ENG.</b>                                      |                 |                |             | Pressure; W/Chrysler P.S. Pump; ☆D...              | 80119           |                |             |
| Pressure.....   | 91621           |                | ★5"         | Pressure; W/Saginaw P.S. Pump; ☆B...               | 70344           |                | ★12"        |
| Return - Gear To Pipe.....                                    |                 |                | ★12"        | Return.....  |                 |                |             |
| Return - Pipe To Reservoir.....                               |                 |                |             | <b>1971-1970</b>                                   |                 |                |             |
|   |                 |                |             | <b>6-CYL. 198 ENG.; 6-CYL. 225 ENG.</b>            |                 |                |             |
| <b>CONQUEST</b>   |                 |                |             | Pressure.....                                      | 70337           |                | ★12"        |
| <b>1986-1984</b>  |                 |                |             | Return.....  |                 |                |             |
| <b>4-CYL. 2.6 L ENG.</b>                                      |                 |                |             | <b>V-8 318 ENG.; V-8 340 ENG.</b>                  |                 |                |             |
| Pressure.....   | 91620           |                |             | Pressure; W/Chrysler P.S. Pump; ☆D...              | 80119           |                |             |
| Reservoir.....  |                 | ☐              | ★18"        | Pressure; W/Saginaw P.S. Pump; ☆B...               | 70344           |                | ★12"        |
| Return - Cooler To Reservoir.....                             |                 |                |             | Return.....  |                 |                |             |
| Return - Gear To Cooler.....                                  | 91905           |                | ★10"        | <b>1978-1977</b>                                   |                 |                |             |
| Return - Gear To Reservoir.....                               |                 |                |             | <b>6-CYL. 225 ENG.</b>                             |                 |                |             |
|   |                 |                |             | Pressure.....                                      | 80131           |                | ★12"        |
|   |                 |                |             | Return.....  |                 |                |             |
| <b>DUSTER</b>   |                 |                |             | <b>EXPO</b>  |                 |                |             |
| <b>1976</b>   |                 |                |             | <b>1989-1987</b>                                   |                 |                |             |
| <b>6-CYL. 225 ENG.</b>  |                 |                |             | <b>4-CYL. 2.2 L ENG. (CANADA)</b>                  |                 |                |             |
| Pressure; W/Chrysler P.S. Pump; ☆D...                         | 80126           |                |             | Pressure.....                                      | 91476           |                | ★10"        |
| Pressure; W/Saginaw P.S. Pump; ☆B...                          | 80131           |                | ★12"        | Return.....  |                 |                |             |
| Return.....   |                 |                |             | <b>FURY</b>  |                 |                |             |
| <b>V-8 318 ENG.; V-8 360 ENG.</b>                             |                 |                |             | <b>1978-1977</b>                                   |                 |                |             |
| Pressure; W/A.P.....  | 71156           |                |             | <b>6-CYL. 225 ENG.</b>                             |                 |                |             |
| Pressure; W/O A.P.....  | 70347           |                | ★15"        | Pressure.....                                      | 80131           |                | ★12"        |
| Return.....   |                 |                |             | Return.....  |                 |                |             |
| <b>1975</b>   |                 |                |             | <b>1975</b>  |                 |                |             |
| <b>6-CYL. 225 ENG.</b>  |                 |                |             | <b>6-CYL. 225 ENG.</b>                             |                 |                |             |
| Pressure; W/A.C.....  | 70353           |                |             | Pressure; W/A.C.....                               | 70353           |                |             |
| Pressure; W/O A.C.....  | 70347           |                |             | Pressure; W/O A.C.....                             | 70347           |                |             |
| Return.....   |                 |                | ★12"        | Return.....  |                 |                | ★12"        |

\* Cut From C.P.E. 3/8" I.D. Hose: 71350 (48"), 81352 (25").  
 † Cut From S.A.E. 11/32" I.D. Hose: 80062 (12"), 80063 (24"), 80064 (36"), 81353 (25").  
 ★ Cut From S.A.E. 3/8" I.D. Hose: 71224 (24"), 71236 (36"), 71206 (48"), 81206 (25"). May Also Use 3/8" C.P.E.  
 ♣ Cut From S.A.E. 5/8" I.D. Hose: 71351 (36").  
 ☐ Cut From 1/2" I.D. Suction Hose: 71296 (36"), 81354 (10').  
 ☆ Cut From 5/8" I.D. Suction Hose: 71207 (42"), 81355 (10').  
 ✱ Cut From 3/4" I.D. Suction Hose: 71297 (36"), 81356 (10').  
 ☆ See Page A14 For Pump or Gear Identification.

② Two Required.  
 ③ Three Required.  
 ④ Four Required.  
 ≪ Cut To Fit.  
 ⬤ Replaces Both Upper and Lower Hose.  
 ▲ 252660 Adaptor Required For Some Models.  
 ♣ See Page A6 For Installation Procedure.

**SYSTEM PUMP & GEAR IDENT.**

**SYSTEM & COMPONENT IDENT.**

**PASS. CARS**

**LIGHT TRUCKS**

**MEDIUM/HEAVY TRUCKS**

**BUSES**

**HOSE NUMERICAL**

**REPAIR KITS**

**KIT NUMERICAL**

**ILLUSTRATIONS**

# Power Steering Hose for Passenger Cars

|                                      | Application                           | Assembly Number | Multi-Use Hose | End Fitting | Application                                     | Assembly Number | Multi-Use Hose | End Fitting |
|--------------------------------------|---------------------------------------|-----------------|----------------|-------------|---|-----------------|----------------|-------------|
| <b>SYSTEM PUMP &amp; GEAR IDENT.</b> | <b>PLYMOUTH - Continued</b>           |                 |                |             | <b>PLYMOUTH - Continued</b>                     |                 |                |             |
| <b>SYSTEM &amp; COMPONENT IDENT.</b> | <b>FURY - Continued</b>               |                 |                |             | <b>FURY - Continued</b>                         |                 |                |             |
|                                      | <b>1978-1977 - Continued</b>          |                 |                |             | <b>1973</b>                                     |                 |                |             |
|                                      | <b>V-8 318 ENG.; V-8 360 ENG.</b>     |                 |                |             | <b>V-8 318 ENG.; V-8 360 ENG.</b>               |                 |                |             |
|                                      | Pressure; W/A.P.....                  | 70347           |                |             | Pressure; W/Chrysler P.S. Pump; ☆D...           | 80127           |                |             |
|                                      | Pressure; W/O A.P.....                | 70351           |                |             | Pressure; W/Saginaw P.S. Pump; ☆B...            | 70347           |                |             |
|                                      | Return.....                           |                 | ★12"           |             | Return.....                                     |                 | ★12"           |             |
|                                      | <b>V-8 400 ENG.</b>                   |                 |                |             | <b>V-8 400 ENG.; V-8 440 ENG.</b>               |                 |                |             |
|                                      | Pressure.....                         | 70351           |                | ★12"        | Pressure; W/Chrysler P.S. Pump; W/Hi            |                 |                |             |
|                                      | Return.....                           |                 |                |             | Perf. Eng.; ☆D.....                             | 70353           |                |             |
|                                      | <b>V-8 440 ENG.</b>                   |                 |                |             | Pressure; W/Chrysler P.S. Pump; W/O             |                 |                |             |
|                                      | Pressure.....                         | 70351           |                | ★15"        | Hi Perf. Eng.; ☆D.....                          | 80126           |                |             |
|                                      | Return.....                           |                 |                |             | Pressure; W/Saginaw P.S. Pump; ☆B...            | 70347           |                |             |
| <b>PASS. CARS</b>                    | <b>1976</b>                           |                 |                |             | <b>1972</b>                                     |                 |                |             |
|                                      | <b>6-CYL. 225 ENG.</b>                |                 |                |             | <b>6-CYL. 225 ENG.</b>                          |                 |                |             |
|                                      | Pressure; W/Chrysler P.S. Pump; ☆D... | 80126           |                |             | Pressure.....                                   | 80119           |                |             |
|                                      | Pressure; W/Saginaw P.S. Pump; ☆B...  | 80131           |                |             | Return.....                                     |                 | ★12"           |             |
|                                      | Return.....                           |                 | ★12"           |             | <b>V-8 318 ENG.; V-8 360 ENG.</b>               |                 |                |             |
| <b>LIGHT TRUCKS</b>                  | <b>V-8 318 ENG.; V-8 360 ENG.</b>     |                 |                |             | <b>V-8 318 ENG.; V-8 360 ENG.</b>               |                 |                |             |
|                                      | Pressure; W/Saginaw P.S. Pump;        |                 |                |             | Pressure; W/Chrysler P.S. Pump; ☆D...           | 80119           |                |             |
|                                      | W/A.P.; ☆B.....                       | 70347           |                |             | Pressure; W/Saginaw P.S. Pump; ☆B...            | 70344           |                |             |
|                                      | Pressure; W/Saginaw P.S. Pump; W/O    |                 |                |             | Return.....                                     |                 | ★12"           |             |
|                                      | A.P.; ☆B.....                         | 70351           |                | ★12"        | <b>V-8 400 ENG.; V-8 440 ENG.</b>               |                 |                |             |
|                                      | Return.....                           |                 |                |             | Pressure; W/Chrysler P.S. Pump; ☆D...           | 80119           |                |             |
|                                      | <b>V-8 400 ENG.</b>                   |                 |                |             | Pressure; W/Saginaw P.S. Pump; ☆B...            | 70343           |                | ★12"        |
|                                      | Pressure; W/Chrysler P.S. Pump; ☆D... | 80126           |                |             | Return.....                                     |                 |                |             |
|                                      | Pressure; W/Saginaw P.S. Pump;        |                 |                |             | <b>1971</b>                                     |                 |                |             |
|                                      | W/A.P.; ☆B.....                       | 70351           |                |             | <b>6-CYL. 225 ENG.</b>                          |                 |                |             |
|                                      | Pressure; W/Saginaw P.S. Pump; W/O    |                 |                |             | Pressure.....                                   | 80119           |                |             |
|                                      | A.P.; ☆B.....                         | 70347           |                | ★12"        | Return.....                                     |                 | ★12"           |             |
|                                      | Return.....                           |                 |                |             | <b>V-8 318 ENG.; V-8 360 ENG.</b>               |                 |                |             |
| <b>MEDIUM/HEAVY TRUCKS</b>           | <b>1975</b>                           |                 |                |             | <b>V-8 318 ENG.; V-8 360 ENG.</b>               |                 |                |             |
|                                      | <b>6-CYL. 225 ENG.</b>                |                 |                |             | Pressure; W/Chrysler P.S. Pump; ☆D...           |                 |                |             |
|                                      | Pressure; W/Chrysler P.S. Pump; ☆D... | 80126           |                |             | Pressure; W/Saginaw P.S. Pump; ☆B...            | 80119           |                |             |
|                                      | Pressure; W/Saginaw P.S. Pump; ☆B...  | 80131           |                |             | Return.....                                     | 70344           |                | ★12"        |
|                                      | Return.....                           |                 | ★12"           |             | <b>V-8 383 ENG.; V-8 440 ENG.</b>               |                 |                |             |
| <b>BUSES</b>                         | <b>V-8 318 ENG.; V-8 360 ENG.</b>     |                 |                |             | <b>V-8 383 ENG.; V-8 440 ENG.</b>               |                 |                |             |
|                                      | Pressure; W/Saginaw P.S. Pump;        |                 |                |             | Pressure; W/Chrysler P.S. Pump; ☆D...           | 80119           |                |             |
|                                      | W/A.P.; ☆B.....                       | 70347           |                |             | Pressure; W/Saginaw P.S. Pump; ☆B...            | 70343           |                |             |
|                                      | Pressure; W/Saginaw P.S. Pump; W/O    |                 |                |             | Return.....                                     |                 | ★12"           |             |
|                                      | A.P.; ☆B.....                         | 70351           |                | ★12"        | <b>1970</b>                                     |                 |                |             |
|                                      | Return.....                           |                 |                |             | <b>6-CYL. 225 ENG.</b>                          |                 |                |             |
|                                      | <b>V-8 400 ENG.; V-8 440 ENG.</b>     |                 |                |             | Pressure.....                                   | 80119           |                |             |
|                                      | Pressure; W/Chrysler P.S. Pump; ☆D... | 80126           |                |             | Return.....                                     |                 | ★12"           |             |
|                                      | Pressure; W/Saginaw P.S. Pump;        |                 |                |             | <b>V-8 318 ENG.</b>                             |                 |                |             |
|                                      | W/A.P.; ☆B.....                       | 70351           |                |             | Pressure; W/Chrysler P.S. Pump; ☆D...           | 80119           |                |             |
|                                      | Pressure; W/Saginaw P.S. Pump; W/O    |                 |                |             | Pressure; W/Saginaw P.S. Pump; ☆B...            | 70344           |                |             |
|                                      | A.P.; ☆B.....                         | 70347           |                | ★12"        | Return.....                                     |                 | ★12"           |             |
|                                      | Return.....                           |                 |                |             | <b>V-8 383 ENG.; V-8 440 ENG.</b>               |                 |                |             |
| <b>HOSE NUMERICAL</b>                | <b>1974</b>                           |                 |                |             | <b>V-8 383 ENG.; V-8 440 ENG.</b>               |                 |                |             |
|                                      | <b>V-8 360 ENG.</b>                   |                 |                |             | Pressure; W/Chrysler P.S. Pump; ☆D...           |                 |                |             |
|                                      | Pressure; W/A.P.....                  | 70351           |                |             | Pressure; W/Saginaw P.S. Pump; ☆B...            | 80119           |                |             |
|                                      | Pressure; W/O A.P.....                | 70347           |                |             | Return.....                                     | 70343           |                | ★12"        |
|                                      | Return.....                           |                 | ★15"           |             | <b>1969</b>                                     |                 |                |             |
| <b>REPAIR KITS</b>                   | <b>V-8 400 ENG.; V-8 440 ENG.</b>     |                 |                |             | <b>6-CYL. 225 ENG.</b>                          |                 |                |             |
|                                      | Pressure; W/Chrysler P.S. Pump;       |                 |                |             | Pressure.....                                   | 80119           |                |             |
|                                      | W/A.P.; ☆D.....                       | 80126           |                |             | Return.....                                     |                 | ★11"           |             |
|                                      | Pressure; W/Chrysler P.S. Pump; W/O   |                 |                |             | <b>V-8 318 ENG.; V-8 383 ENG.; V-8 440 ENG.</b> |                 |                |             |
|                                      | A.P.; ☆D.....                         | 70353           |                |             | Pressure; W/Chrysler P.S. Pump; ☆D...           | 80119           |                |             |
|                                      | Pressure; W/Saginaw P.S. Pump; ☆B...  | 70347           |                |             | Pressure; W/Saginaw P.S. Pump; ☆B...            | 70343           |                |             |
|                                      | Return.....                           |                 | ★15"           |             | Return.....                                     |                 | ★12"           |             |
| <b>KIT NUMERICAL</b>                 |                                       |                 |                |             |   |                 |                |             |

|  |  |
|--|--|
| <p><b>ILLUSTRATIONS</b></p> <p>* Cut From C.P.E. 3/8" I.D. Hose: 71350 (48"), 81352 (25').</p> <p>† Cut From S.A.E. 11/32" I.D. Hose: 80062 (12"), 80063 (24"), 80064 (36"), 81353 (25').</p> <p>★ Cut From S.A.E. 3/8" I.D. Hose: 71224 (24"), 71236 (36"), 71206 (48"), 81206 (25'). May Also Use 3/8" C.P.E.</p> <p>♣ Cut From S.A.E. 5/8" I.D. Hose: 71351 (36").</p> <p>□ Cut From 1/2" I.D. Suction Hose: 71296 (36"), 81354 (10').</p> <p>♠ Cut From 5/8" I.D. Suction Hose: 71207 (42"), 81355 (10').</p> <p>✱ Cut From 3/4" I.D. Suction Hose: 71297 (36"), 81356 (10').</p> <p>☆ See Page A14 For Pump or Gear Identification.</p> | <p>Ⓜ Two Required.</p> <p>Ⓝ Three Required.</p> <p>Ⓞ Four Required.</p> <p>≪ Cut To Fit.</p> <p>⊗ Replaces Both Upper and Lower Hose.</p> <p>▲ 252660 Adaptor Required For Some Models.</p> <p>♣ See Page A6 For Installation Procedure.</p> |
|--|--|

# Power Steering Hose for Passenger Cars

| Application  | Assembly Number | Multi-Use Hose | End Fitting | Application  | Assembly Number | Multi-Use Hose | End Fitting |
|--|-----------------|----------------|-------------|--|-----------------|----------------|-------------|
| <b>PLYMOUTH - Continued</b>  |                 |                |             | <b>PLYMOUTH - Continued</b>                                      |                 |                |             |
| <b>FURY - Continued</b>  |                 |                |             | <b>FURY - Continued</b>  |                 |                |             |
| <b>1968</b>  |                 |                |             | <b>1960</b>  |                 |                |             |
| <b>6-CYL. 225 ENG.</b>   |                 |                |             | <b>6-CYL. 225 ENG.; V-8 318 ENG.; V-8 361 ENG.; V-8 383 ENG.</b> |                 |                |             |
| Pressure .....   | 70333           |                |             | Pressure .....   | 70329           |                |             |
| Return .....   |                 | ★11"           |             | Reservoir .....  |                 | ⊕              |             |
| <b>V-8 318 ENG.</b>  |                 |                |             | <b>1959</b>  |                 |                |             |
| Pressure; W/Saginaw P.S. Pump; ☆B...   | 70329           |                |             | <b>V-8 318 ENG.; V-8 361 ENG.</b>                                |                 |                |             |
| Return .....   |                 | ★11"           |             | Reservoir .....  |                 | ⊕              |             |
| <b>V-8 383 ENG.; V-8 440 ENG.</b>  |                 |                |             | <b>GRAN FURY</b>   |                 |                |             |
| Pressure; W/O Hi Perf. Eng. ....   | 70329           |                |             | <b>1989-1984</b>   |                 |                |             |
| Return .....   |                 | ★12"           |             | <b>V-8 5.2 L ENG.</b>  |                 |                |             |
| <b>1967</b>  |                 |                |             | <b>Pressure .....</b>  |                 |                |             |
| <b>6-CYL. 225 ENG.; V-8 273 ENG.; V-8 318 ENG.; V-8 383 ENG.; V-8 440 ENG.</b> |                 |                |             | <b>71137</b>   |                 |                |             |
| Pressure .....   | 70329           |                |             | Return; W/O Cooler .....   |                 | ★12"           |             |
| Return .....   |                 | ★18"           |             | Return - Cooler To Reservoir .....                               |                 | ★3"            |             |
| <b>1966</b>  |                 |                |             | <b>Return - Gear To Cooler .....</b>                             |                 |                |             |
| <b>6-CYL. 225 ENG.; V-8 318 ENG.; V-8 361 ENG.; V-8 383 ENG.; V-8 440 ENG.</b> |                 |                |             | <b>★10"</b>  |                 |                |             |
| Pressure .....   | 70329           |                |             | <b>1983-1981</b>   |                 |                |             |
| Reservoir .....  |                 | ⊕25"           |             | <b>6-CYL. 3.7 L ENG.; V-8 5.2 L ENG.</b>                         |                 |                |             |
| <b>1965</b>  |                 |                |             | <b>Pressure .....</b>  |                 |                |             |
| <b>6-CYL. 225 ENG.; V-8 318 ENG.; V-8 361 ENG.; V-8 383 ENG.; V-8 426 ENG.</b> |                 |                |             | <b>71137</b>   |                 |                |             |
| Pressure .....   | 70329           |                |             | Return; W/O Cooler .....   |                 | ★12"           |             |
| Reservoir .....  |                 | ⊕25"           |             | Return - Cooler To Reservoir .....                               |                 | ★3"            |             |
| <b>1964</b>  |                 |                |             | <b>Return - Gear To Cooler .....</b>                             |                 |                |             |
| <b>6-CYL. 225 ENG.; V-8 318 ENG.; V-8 361 ENG.; V-8 383 ENG.; V-8 426 ENG.</b> |                 |                |             | <b>★10"</b>  |                 |                |             |
| Pressure .....   | 70329           |                |             | <b>1980</b>  |                 |                |             |
| Reservoir .....  |                 | ⊕25"           |             | <b>6-CYL. 3.7 L ENG.; V-8 5.2 L ENG.; V-8 5.9 L ENG.</b>         |                 |                |             |
| <b>1964</b>  |                 |                |             | <b>Pressure .....</b>  |                 |                |             |
| <b>6-CYL. 225 ENG.; V-8 318 ENG.; V-8 361 ENG.; V-8 383 ENG.; V-8 426 ENG.</b> |                 |                |             | <b>71137</b>   |                 |                |             |
| Pressure .....   | 70329           |                |             | Return; W/O Cooler .....   |                 | ★12"           |             |
| Reservoir .....  |                 | ⊕              |             | Return - Cooler To Reservoir .....                               |                 | ★3"            |             |
| <b>1963</b>  |                 |                |             | <b>Return - Gear To Cooler .....</b>                             |                 |                |             |
| <b>6-CYL. 225 ENG.; V-8 318 ENG.; V-8 361 ENG.</b>                             |                 |                |             | <b>★10"</b>  |                 |                |             |
| Pressure .....   | 70329           |                |             | <b>1977</b>  |                 |                |             |
| Reservoir .....  |                 | ⊕              |             | <b>V-8 318 ENG.; V-8 360 ENG.</b>                                |                 |                |             |
| <b>V-8 383 ENG.</b>  |                 |                |             | <b>Pressure; W/A.P. ....</b>                                     |                 |                |             |
| Pressure .....   | 70329           |                |             | Pressure; W/O A.P. ....  | 70347           |                |             |
| Reservoir .....  |                 | ⊕25"           |             | Return .....   |                 | ★12"           |             |
| <b>V-8 426 ENG.</b>  |                 |                |             | <b>V-8 400 ENG.; V-8 440 ENG.</b>                                |                 |                |             |
| Pressure .....   | 70329           |                |             | Pressure .....   | 70351           |                |             |
| Reservoir .....  |                 | ⊕              |             | Return .....   |                 | ★12"           |             |
| <b>1962</b>  |                 |                |             | <b>1976</b>  |                 |                |             |
| <b>6-CYL. 225 ENG.; V-8 318 ENG.; V-8 361 ENG.; V-8 383 ENG.</b>               |                 |                |             | <b>V-8 318 ENG.; V-8 360 ENG.</b>                                |                 |                |             |
| Pressure .....   | 70329           |                |             | Pressure; W/A.P. ....  | 70351           |                |             |
| Reservoir .....  |                 | ⊕              |             | Pressure; W/O A.P. ....  | 70347           |                |             |
| <b>1961</b>  |                 |                |             | <b>Return .....</b>  |                 |                |             |
| <b>6-CYL. 225 ENG.; V-8 318 ENG.; V-8 361 ENG.; V-8 383 ENG.; V-8 413 ENG.</b> |                 |                |             | <b>★15"</b>  |                 |                |             |
| Pressure .....   | 70329           |                |             | <b>V-8 400 ENG.; V-8 440 ENG.</b>                                |                 |                |             |
| Reservoir .....  |                 | ⊕              |             | Pressure; W/Chrysler P.S. Pump; W/A.P.; ☆D .....                 | 80126           |                |             |
| <b>1961</b>  |                 |                |             | <b>Pressure; W/Chrysler P.S. Pump; W/O A.P.; ☆D .....</b>        |                 |                |             |
| <b>6-CYL. 225 ENG.; V-8 318 ENG.; V-8 361 ENG.; V-8 383 ENG.; V-8 413 ENG.</b> |                 |                |             | <b>70353</b>   |                 |                |             |
| Pressure .....   | 70329           |                |             | Pressure; W/Saginaw P.S. Pump; ☆B...                             | 70351           |                |             |
| Reservoir .....  |                 | ⊕              |             | Return .....   |                 | ★15"           |             |
| <b>1961</b>  |                 |                |             | <b>1975</b>  |                 |                |             |
| <b>6-CYL. 225 ENG.; V-8 318 ENG.; V-8 361 ENG.; V-8 383 ENG.; V-8 413 ENG.</b> |                 |                |             | <b>V-8 318 ENG.; V-8 360 ENG.</b>                                |                 |                |             |
| Pressure .....   | 70329           |                |             | Pressure; W/A.P. ....  | 70351           |                |             |
| Reservoir .....  |                 | ⊕              |             | Pressure; W/O A.P. ....  | 70347           |                |             |
| <b>1961</b>  |                 |                |             | <b>Return .....</b>  |                 |                |             |
| <b>6-CYL. 225 ENG.; V-8 318 ENG.; V-8 361 ENG.; V-8 383 ENG.; V-8 413 ENG.</b> |                 |                |             | <b>★15"</b>  |                 |                |             |

\* Cut From C.P.E. 3/8" I.D. Hose: 71350 (48"), 81352 (25").  
 † Cut From S.A.E. 11/32" I.D. Hose: 80062 (12"), 80063 (24"), 80064 (36"), 81353 (25").  
 ★ Cut From S.A.E. 3/8" I.D. Hose: 71224 (24"), 71236 (36"), 71206 (48"), 81206 (25"). May Also Use 3/8" C.P.E.  
 ♣ Cut From S.A.E. 5/8" I.D. Hose: 71351 (36").  
 □ Cut From 1/2" I.D. Suction Hose: 71296 (36"), 81354 (10').  
 ⊕ Cut From 5/8" I.D. Suction Hose: 71207 (42"), 81355 (10').  
 ☆ Cut From 3/4" I.D. Suction Hose: 71297 (36"), 81356 (10').  
 ☆ See Page A14 For Pump or Gear Identification.

② Two Required.  
 ③ Three Required.  
 ④ Four Required.  
 ⊕ Cut To Fit.  
 ♣ Replaces Both Upper and Lower Hose.  
 ▲ 252660 Adaptor Required For Some Models.  
 ⊕ See Page A6 For Installation Procedure.

**SYSTEM PUMP & GEAR IDENT.**

**SYSTEM & COMPONENT IDENT.**

**PASS. CARS**

**LIGHT TRUCKS**

**MEDIUM/HEAVY TRUCKS**

**BUSES**

**HOSE NUMERICAL**

**REPAIR KITS**

**KIT NUMERICAL**

**ILLUSTRATIONS**

# Power Steering Hose for Passenger Cars

|                                      | Application  | Assembly Number | Multi-Use Hose | End Fitting | Application   | Assembly Number                            | Multi-Use Hose | End Fitting |      |
|--------------------------------------|--|-----------------|----------------|-------------|---|--|----------------|-------------|------|
| <b>SYSTEM PUMP &amp; GEAR IDENT.</b> | <b>PLYMOUTH - Continued</b>  |                 |                |             | <b>PLYMOUTH - Continued</b>                                   |  |                |             |      |
|                                      | <b>GRAN FURY - Continued</b>   |                 |                |             | <b>NEON</b>   |  |                |             |      |
|                                      | <b>1975 - Continued</b>  |                 |                |             | <b>1995</b>   |  |                |             |      |
| <b>SYSTEM &amp; COMPONENT IDENT.</b> | <b>V-8 400 ENG.; V-8 440 ENG.</b>  |                 |                |             | <b>4-CYL. 2.0 L ENG.</b>                                      |  |                |             |      |
|                                      | Pressure; W/Chrysler P.S. Pump;  |                 |                |             | Pressure; W/DOHC Eng. ....                                    | 91949                                      |                |             |      |
|                                      | W/A.P.; ☆D.....  | 80126           |                |             | Pressure; W/SOHC Eng. ....                                    | 91948                                      |                |             |      |
|                                      | Pressure; W/Chrysler P.S. Pump; W/O  |                 |                |             | Return - From Gear.....                                       |  |                | +12"        |      |
|                                      | A.P.; ☆D.....  | 70353           |                |             | Return - To Reservoir.....                                    |  |                | +5"         |      |
|                                      | Pressure; W/Saginaw P.S. Pump; ☆B...   | 70347           |                |             |   |  |                |             |      |
|                                      | Return.....  |                 |                | ★15"        |   |  |                |             |      |
|                                      | <b>HORIZON</b>   |                 |                |             | <b>RELIANT</b>  |  |                |             |      |
|                                      | <b>1990-1987</b>   |                 |                |             | <b>1989-1986</b>  |  |                |             |      |
| <b>PASS. CARS</b>                    | <b>4-CYL. 2.2 L ENG.</b>   |                 |                |             | <b>4-CYL. 2.2 L ENG.; 4-CYL. 2.5 L ENG.</b>                   |  |                |             |      |
|                                      | Pressure.....  | 91476           |                | ★10"        | Pressure.....   | 91508                                      |                |             |      |
|                                      | Return.....  |                 |                |             | Return.....   |  |                | ★13"        |      |
|                                      | <b>1986-1984</b>   |                 |                |             | <b>1985-1984</b>  |  |                |             |      |
| <b>LIGHT TRUCKS</b>                  | <b>4-CYL. 1.6 L ENG.</b>   |                 |                |             | <b>4-CYL. 2.2 L ENG.; 4-CYL. 2.6 L ENG.</b>                   |  |                |             |      |
|                                      | Pressure.....  | 91506           |                | ★           | Pressure.....   | 91508                                      |                |             |      |
|                                      | Return.....  |                 |                |             | Return.....   |  |                | ★13"        |      |
|                                      | <b>4-CYL. 2.2 L ENG.</b>   |                 |                |             | <b>1983-1981</b>  |  |                |             |      |
|                                      | Pressure.....  | 91476           |                | ★10"        | <b>4-CYL. 2.2 L ENG.; 4-CYL. 2.6 L ENG.</b>                   |  |                |             |      |
|                                      | Return.....  |                 |                |             | Pressure.....   | 91476                                      |                |             |      |
|                                      | <b>1983</b>  |                 |                |             | <b>ROAD RUNNER</b>  |  |                |             |      |
| <b>MEDIUM/HEAVY TRUCKS</b>           | <b>4-CYL. 1.6 L ENG.</b>   |                 |                |             | <b>1974</b>   |  |                |             |      |
|                                      | Pressure.....  | 91506           |                | ★           | <b>V-8 318 ENG.; V-8 360 ENG.; V-8 400 ENG.; V-8 440 ENG.</b> |  |                |             |      |
|                                      | Return.....  |                 |                |             | Pressure; W/Chrysler P.S. Pump; ☆D...                         | 80127                                      |                |             |      |
|                                      | <b>4-CYL. 1.7 L ENG.</b>   |                 |                |             |   | Pressure; W/Saginaw P.S. Pump; ☆B...       | 70351          |             |      |
|                                      | Return.....  |                 |                | ★12"        | Return.....   |  |                | ★12"        |      |
|                                      | <b>4-CYL. 2.2 L ENG.</b>   |                 |                |             |   | <b>1973</b>                                |                |             |      |
|                                      | Pressure.....  | 91476           |                | ★12"        | <b>V-8 318 ENG.; V-8 340 ENG.</b>                             |  |                |             |      |
|                                      | Return.....  |                 |                |             | Pressure; W/Chrysler P.S. Pump; ☆D...                         | 80127                                      |                |             |      |
| <b>BUSES</b>                         | <b>1982-1981</b>   |                 |                |             |   | Pressure; W/Saginaw P.S. Pump; ☆B...       | 70351          |             | ★12" |
|                                      | <b>4-CYL. 1.7 L ENG.</b>   |                 |                |             |   | Return.....                                |                |             |      |
|                                      | Return.....  |                 |                | ★12"        | <b>V-8 400 ENG.; V-8 440 ENG.</b>                             |  |                |             |      |
|                                      | <b>4-CYL. 2.2 L ENG.</b>   |                 |                |             |   | Pressure; W/Chrysler P.S. Pump; ☆D...      | 80126          |             |      |
|                                      | Pressure.....  | 91476           |                | ★12"        | Pressure; W/Saginaw P.S. Pump; ☆B...                          | 70351                                      |                |             |      |
|                                      | Return.....  |                 |                |             | Return.....   |  |                | ★12"        |      |
|                                      | <b>1980</b>  |                 |                |             |   | <b>1972</b>                                |                |             |      |
| <b>HOSE NUMERICAL</b>                | <b>4-CYL. 1.7 L ENG.</b>   |                 |                |             |   | <b>V-8 318 ENG.; V-8 340 ENG.</b>          |                |             |      |
|                                      | Return.....  |                 |                | ★12"        | Pressure; W/Chrysler P.S. Pump; ☆D...                         | 80119                                      |                |             |      |
|                                      | <b>1979-1978</b>   |                 |                |             |   | Pressure; W/Saginaw P.S. Pump; ☆B...       | 70344          |             | ★12" |
|                                      | <b>4-CYL. 104 ENG.</b>   |                 |                |             |   | Return.....                                |                |             |      |
|                                      | Return.....  |                 |                | ★12"        | <b>V-8 400 ENG.; V-8 440 ENG.</b>                             |  |                |             |      |
| <b>REPAIR KITS</b>                   | <b>LASER</b>   |                 |                |             |   | Pressure; W/Chrysler P.S. Pump; ☆D...      | 70337          |             |      |
|                                      | <b>1994-1990</b>   |                 |                |             |   | Pressure; W/Saginaw P.S. Pump; ☆B...       | 70343          |             | ★12" |
|                                      | <b>4-CYL. 1.8 L ENG.</b>   |                 |                |             |   | Return.....                                |                |             |      |
|                                      | Pressure.....  | 71811           |                |             | <b>1971</b>   |  |                |             |      |
|                                      | <b>4-CYL. 2.0 L ENG.</b>   |                 |                |             |   | <b>V-8 383 ENG.; V-8 440 ENG.</b>          |                |             |      |
|                                      | Pressure.....  | 71550           |                |             | Pressure; W/Chrysler P.S. Pump; ☆D...                         | 70337                                      |                |             |      |
|                                      | Return - Cooler To Reservoir.....  |                 |                | ★8"         | Pressure; W/Saginaw P.S. Pump; ☆B...                          | 70343                                      |                | ★12"        |      |
|                                      | Return - Gear To Pipe.....   |                 |                | ★10"        | Return.....   |  |                |             |      |
|                                      | <b>ILLUSTRATIONS</b>   |                 |                |             |   | <b>V-8 426 ENG.</b>                        |                |             |      |
|                                      | * Cut From C.P.E. 3/8" I.D. Hose: 71350 (48"), 81352 (25").  |                 |                |             |   | Pressure; W/Chrysler P.S. Pump; ☆D...      | 80119          |             | ★12" |
|                                      | † Cut From S.A.E. 11/32" I.D. Hose: 80062 (12"), 80063 (24"), 80064 (36"), 81353 (25").                        |                 |                |             |   | Return.....                                |                |             |      |
|                                      | ★ Cut From S.A.E. 3/8" I.D. Hose: 71224 (24"), 71236 (36"), 71206 (48"), 81206 (25"). May Also Use 3/8" C.P.E. |                 |                |             |   | ② Two Required.                            |                |             |      |
|                                      | ♣ Cut From S.A.E. 5/8" I.D. Hose: 71351 (36").   |                 |                |             |   | ③ Three Required.                          |                |             |      |
|                                      | □ Cut From 1/2" I.D. Suction Hose: 71296 (36"), 81354 (10').   |                 |                |             |   | ④ Four Required.                           |                |             |      |
|                                      | ✦ Cut From 5/8" I.D. Suction Hose: 71207 (42"), 81355 (10').   |                 |                |             |   | ⊖ Cut To Fit.                              |                |             |      |
|                                      | ✧ Cut From 3/4" I.D. Suction Hose: 71297 (36"), 81356 (10').   |                 |                |             |   | ⊗ Replaces Both Upper and Lower Hose.      |                |             |      |
|                                      | ☆ See Page A14 For Pump or Gear Identification.  |                 |                |             |   | ▲ 252660 Adaptor Required For Some Models. |                |             |      |
|                                      |  |                 |                |             |   | ♣ See Page A6 For Installation Procedure.  |                |             |      |



# Power Steering Hose for Passenger Cars

| Application   | Assembly Number | Multi-Use Hose | End Fitting | Application  | Assembly Number | Multi-Use Hose | End Fitting |
|---|-----------------|----------------|-------------|--|-----------------|----------------|-------------|
| <b>PLYMOUTH - Continued</b>                                   |                 |                |             | <b>PLYMOUTH - Continued</b>                                    |                 |                |             |
| <b>SAPORO</b>   |                 |                |             | <b>SATELLITE - Continued</b>                                   |                 |                |             |
| <b>1979-1978</b>  |                 |                |             | <b>1969</b>  |                 |                |             |
| <b>4-CYL. 98 ENG.; 4-CYL. 156 ENG.</b>                        |                 |                |             | <b>6-CYL. 225 ENG.</b>   |                 |                |             |
| Return .....  |                 | ★              |             | Pressure .....   | 80119           |                |             |
|   |                 |                |             | Return .....   |                 | ★11"           |             |
| <b>SATELLITE</b>  |                 |                |             | <b>V-8 318 ENG.; V-8 383 ENG.; V-8 440 ENG.</b>                |                 |                |             |
| <b>1974</b>   |                 |                |             | Pressure; W/Chrysler P.S. Pump; ☆D... 70337                    |                 |                |             |
| <b>6-CYL. 225 ENG.</b>  |                 |                |             | Pressure; W/Saginaw P.S. Pump; ☆B... 70343                     |                 |                |             |
| Pressure; W/Chrysler P.S. Pump; ☆D... 80126                   |                 |                |             | Return .....   |                 | ★11"           |             |
| Pressure; W/Saginaw P.S. Pump; ☆B... 80131                    |                 |                |             | <b>V-8 426 ENG.</b>  |                 |                |             |
| Return .....  |                 | ★12"           |             | Return .....   |                 | ★11"           |             |
| <b>V-8 318 ENG.; V-8 360 ENG.; V-8 400 ENG.; V-8 440 ENG.</b> |                 |                |             | <b>1968</b>  |                 |                |             |
| Pressure; W/Chrysler P.S. Pump; ☆D... 80127                   |                 |                |             | <b>6-CYL. 225 ENG.</b>   |                 |                |             |
| Pressure; W/Saginaw P.S. Pump; ☆B... 70351                    |                 |                |             | Pressure .....   | 70333           |                |             |
| Return .....  |                 | ★12"           |             | Return .....   |                 | ★11"           |             |
| <b>1973</b>   |                 |                |             | <b>V-8 273 ENG.</b>  |                 |                |             |
| <b>6-CYL. 225 ENG.</b>  |                 |                |             | Pressure; W/Chrysler P.S. Pump; ☆D... 70333                    |                 |                |             |
| Pressure; W/A.C. .... 70353                                   |                 |                |             | Return; W/Chrysler P.S. Pump; ☆D ...                           |                 | ★11"           |             |
| Pressure; W/O A.C.; Dec. 16 & Older... 70347                  |                 |                |             | <b>V-8 318 ENG.</b>  |                 |                |             |
| Pressure; W/O A.C.; Dec. 17 & Newer.. 70353                   |                 |                |             | Pressure; W/Chrysler P.S. Pump; ☆D... 70333                    |                 |                |             |
| Return .....  |                 | ★12"           |             | Return .....   |                 | ★11"           |             |
| <b>V-8 318 ENG.</b>   |                 |                |             | <b>V-8 383 ENG.</b>  |                 |                |             |
| Pressure; W/Chrysler P.S. Pump; ☆D... 80127                   |                 |                |             | Pressure; W/2-Bbl. Carb. .... 70333                            |                 |                |             |
| Pressure; W/Saginaw P.S. Pump; ☆B... 70351                    |                 |                |             | Return .....   |                 | ★11"           |             |
| Return .....  |                 | ★12"           |             | <b>V-8 426 ENG.; V-8 440 ENG.</b>                              |                 |                |             |
| <b>V-8 400 ENG.; V-8 440 ENG.</b>                             |                 |                |             | Return .....   |                 |                |             |
| Pressure; W/Chrysler P.S. Pump; ☆D... 80126                   |                 |                |             |  |                 | ★11"           |             |
| Pressure; W/Saginaw P.S. Pump; ☆B... 70351                    |                 |                |             | <b>1967</b>  |                 |                |             |
| Return .....  |                 | ★12"           |             | <b>V-8 273 ENG.; V-8 318 ENG.; V-8 383 ENG.</b>                |                 |                |             |
| <b>1972</b>   |                 |                |             | Pressure; W/Chrysler P.S. Pump; ☆D... 70333                    |                 |                |             |
| <b>6-CYL. 225 ENG.</b>  |                 |                |             | Return .....   |                 |                |             |
| Pressure .....  | 70337           |                |             |  |                 | ★11"           |             |
| Return .....  |                 | ★12"           |             | <b>V-8 426 ENG.</b>  |                 |                |             |
| <b>V-8 318 ENG.; V-8 340 ENG.</b>                             |                 |                |             | Return .....   |                 |                |             |
| Pressure; W/Chrysler P.S. Pump; ☆D... 80119                   |                 |                |             |  |                 | ★12"           |             |
| Pressure; W/Saginaw P.S. Pump; ☆B... 70344                    |                 |                |             | <b>1966-1965</b>   |                 |                |             |
| Return .....  |                 | ★12"           |             | <b>V-8 273 ENG.; V-8 318 ENG.; V-8 361 ENG.; V-8 383 ENG.;</b> |                 |                |             |
| <b>V-8 400 ENG.; V-8 440 ENG.</b>                             |                 |                |             | <b>V-8 426 ENG.</b>  |                 |                |             |
| Pressure; W/Chrysler P.S. Pump; ☆D... 70337                   |                 |                |             | Pressure .....   | 70329           |                |             |
| Pressure; W/Saginaw P.S. Pump; ☆B... 70343                    |                 |                |             | Reservoir; W/Chrysler P.S. Pump; ☆D..                          |                 | ⊕25"           |             |
| Return .....  |                 | ★12"           |             | Return; W/Saginaw P.S. Pump; ☆B .....                          |                 | ★              |             |
| <b>1971-1970</b>  |                 |                |             | <b>SAVOY</b>   |                 |                |             |
| <b>6-CYL. 225 ENG.</b>  |                 |                |             | <b>1964</b>  |                 |                |             |
| Pressure .....  | 80119           |                |             | <b>6-CYL. 225 ENG.; V-8 318 ENG.; V-8 361 ENG.; V-8 383</b>    |                 |                |             |
| Return .....  |                 | ★12"           |             | <b>ENG.; V-8 426 ENG.</b>                                      |                 |                |             |
| <b>V-8 318 ENG.</b>   |                 |                |             | Pressure .....   |                 |                |             |
| Pressure; W/Chrysler P.S. Pump; ☆D... 80119                   |                 |                |             | 70329  |                 |                |             |
| Pressure; W/Saginaw P.S. Pump; ☆B... 70344                    |                 |                |             | Reservoir .....  |                 | ⊕              |             |
| Return .....  |                 | ★12"           |             | <b>1963</b>  |                 |                |             |
| <b>V-8 383 ENG.; V-8 440 ENG.</b>                             |                 |                |             | <b>6-CYL. 225 ENG.; V-8 318 ENG.; V-8 361 ENG.</b>             |                 |                |             |
| Pressure; W/Chrysler P.S. Pump; ☆D... 70337                   |                 |                |             | Pressure .....   | 70329           |                |             |
| Pressure; W/Saginaw P.S. Pump; ☆B... 70343                    |                 |                |             | Reservoir .....  |                 | ⊕              |             |
| Return .....  |                 | ★12"           |             | <b>V-8 383 ENG.</b>  |                 |                |             |
| <b>V-8 426 ENG.</b>   |                 |                |             | Pressure .....   |                 |                |             |
| Pressure; W/Chrysler P.S. Pump; ☆D... 80119                   |                 |                |             | 70329  |                 |                |             |
| Return; W/Chrysler P.S. Pump; ☆D .....                        |                 | ★12"           |             | Reservoir .....  |                 | ⊕25"           |             |

\* Cut From C.P.E. 3/8" I.D. Hose: 71350 (48"), 81352 (25").  
 † Cut From S.A.E. 11/32" I.D. Hose: 80062 (12"), 80063 (24"), 80064 (36"), 81353 (25").  
 ★ Cut From S.A.E. 3/8" I.D. Hose: 71224 (24"), 71236 (36"), 71206 (48"), 81206 (25"). May Also Use 3/8" C.P.E.  
 ❖ Cut From S.A.E. 5/8" I.D. Hose: 71351 (36").  
 □ Cut From 1/2" I.D. Suction Hose: 71296 (36"), 81354 (10').  
 ⊕ Cut From 5/8" I.D. Suction Hose: 71207 (42"), 81355 (10').  
 \* Cut From 3/4" I.D. Suction Hose: 71297 (36"), 81356 (10').  
 ☆ See Page A14 For Pump or Gear Identification.

⊙ Two Required.  
 ⊚ Three Required.  
 ⊛ Four Required.  
 ≪ Cut To Fit.  
 ⊕ Replaces Both Upper and Lower Hose.  
 ▲ 252660 Adaptor Required For Some Models.  
 ❖ See Page A6 For Installation Procedure.

SYSTEM PUMP & GEAR IDENT.

SYSTEM & COMPONENT IDENT.

PASS. CARS

LIGHT TRUCKS

MEDIUM/HEAVY TRUCKS

BUSES

HOSE NUMERICAL

REPAIR KITS

KIT NUMERICAL

ILLUSTRATIONS

# Power Steering Hose for Passenger Cars

|                                      | Application  | Assembly Number | Multi-Use Hose | End Fitting |  | Application  | Assembly Number | Multi-Use Hose | End Fitting |
|--------------------------------------|--|-----------------|----------------|-------------|--|--|-----------------|----------------|-------------|
| <b>SYSTEM PUMP &amp; GEAR IDENT.</b> | <b>PLYMOUTH - Continued</b>  |                 |                |             |  | <b>PLYMOUTH - Continued</b>                            |                 |                |             |
| <b>SYSTEM &amp; COMPONENT IDENT.</b> | <b>SAVOY - Continued</b>   |                 |                |             |  | <b>SCAMP - Continued</b>                               |                 |                |             |
|                                      | <b>1962</b>  |                 |                |             |  | <b>1972</b>  |                 |                |             |
|                                      | <b>6-CYL. 225 ENG.; V-8 318 ENG.; V-8 361 ENG.</b>                             |                 |                |             |  | <b>6-CYL. 198 ENG.; 6-CYL. 225 ENG.</b>                |                 |                |             |
|                                      | Pressure ..... 70329   |                 |                |             |  | Pressure; W/Chrysler P.S. Pump; ☆D... 70337            |                 |                |             |
|                                      | Reservoir ..... ⇨  |                 |                |             |  | Pressure; W/Saginaw P.S. Pump; ☆B... 70352             |                 |                |             |
|                                      | <b>1961</b>  |                 |                |             |  | Return ..... ★12"                                      |                 |                |             |
|                                      | <b>6-CYL. 225 ENG.; V-8 318 ENG.; V-8 361 ENG.; V-8 383 ENG.; V-8 413 ENG.</b> |                 |                |             |  | <b>V-8 318 ENG.</b>                                    |                 |                |             |
|                                      | Pressure ..... 70329   |                 |                |             |  | Pressure; W/Chrysler P.S. Pump; ☆D... 80119            |                 |                |             |
|                                      | Reservoir ..... ⇨  |                 |                |             |  | Pressure; W/Saginaw P.S. Pump; ☆B... 70344             |                 |                |             |
|                                      | <b>1960</b>  |                 |                |             |  | Return ..... ★12"                                      |                 |                |             |
| <b>PASS. CARS</b>                    | <b>6-CYL. 225 ENG.; V-8 318 ENG.; V-8 361 ENG.; V-8 383 ENG.</b>               |                 |                |             |  | <b>1971</b>  |                 |                |             |
|                                      | Pressure ..... 70329   |                 |                |             |  | <b>6-CYL. 198 ENG.; 6-CYL. 225 ENG.</b>                |                 |                |             |
|                                      | Reservoir ..... ⇨  |                 |                |             |  | Pressure ..... 70337                                   |                 |                |             |
|                                      | <b>1976</b>  |                 |                |             |  | Return ..... ★12"                                      |                 |                |             |
| <b>LIGHT TRUCKS</b>                  | <b>SCAMP</b>   |                 |                |             |  | <b>V-8 318 ENG.</b>                                    |                 |                |             |
|                                      | <b>1976</b>  |                 |                |             |  | Pressure; W/Chrysler P.S. Pump; ☆D... 80119            |                 |                |             |
|                                      | <b>6-CYL. 225 ENG.</b>   |                 |                |             |  | Pressure; W/Saginaw P.S. Pump; ☆B... 70344             |                 |                |             |
|                                      | Pressure; W/Chrysler P.S. Pump; ☆D... 80126                                    |                 |                |             |  | Return ..... ★12"                                      |                 |                |             |
|                                      | Pressure; W/Saginaw P.S. Pump; ☆B... 80131                                     |                 |                |             |  | <b>SUNDANCE</b>  |                 |                |             |
|                                      | Return ..... ★12"  |                 |                |             |  | <b>1994-1993</b>                                       |                 |                |             |
|                                      | <b>V-8 318 ENG.</b>  |                 |                |             |  | <b>4-CYL. 2.2 L ENG.; 4-CYL. 2.5 L ENG.</b>            |                 |                |             |
|                                      | Pressure; W/A.P. .... 71156  |                 |                |             |  | Pressure ..... 91508                                   |                 |                |             |
|                                      | Pressure; W/O A.P. .... 70347  |                 |                |             |  | Return ..... ★13"                                      |                 |                |             |
|                                      | Return ..... ★15"  |                 |                |             |  | <b>V-6 3.0 L ENG.</b>                                  |                 |                |             |
|                                      | <b>1975</b>  |                 |                |             |  | Pressure ..... 71804                                   |                 |                |             |
|                                      | <b>6-CYL. 225 ENG.</b>   |                 |                |             |  | Return ..... ★14"                                      |                 |                |             |
|                                      | Pressure; W/A.C. .... 70353  |                 |                |             |  | <b>1992</b>  |                 |                |             |
|                                      | Pressure; W/O A.C. .... 70347  |                 |                |             |  | <b>4-CYL. 2.2 L ENG.; 4-CYL. 2.5 L ENG.</b>            |                 |                |             |
|                                      | Return ..... ★12"  |                 |                |             |  | Pressure ..... 91508                                   |                 |                |             |
|                                      | <b>V-8 318 ENG.</b>  |                 |                |             |  | Return ..... ★13"                                      |                 |                |             |
|                                      | Pressure; W/A.P. .... 71156  |                 |                |             |  | <b>V-6 3.0 L ENG.</b>                                  |                 |                |             |
|                                      | Pressure; W/O A.P. .... 70347  |                 |                |             |  | Pressure ..... 80277                                   |                 |                |             |
|                                      | Return ..... ★15"  |                 |                |             |  | Return ..... ★14"                                      |                 |                |             |
|                                      | <b>1974</b>  |                 |                |             |  | <b>1991</b>  |                 |                |             |
|                                      | <b>6-CYL. 198 ENG.; 6-CYL. 225 ENG.</b>  |                 |                |             |  | <b>4-CYL. 2.2 L ENG.; 4-CYL. 2.5 L ENG.</b>            |                 |                |             |
|                                      | Pressure; W/Chrysler P.S. Pump; ☆D... 80126                                    |                 |                |             |  | Pressure ..... 91508                                   |                 |                |             |
|                                      | Pressure; W/Saginaw P.S. Pump; ☆B... 80131                                     |                 |                |             |  | Return ..... ★13"                                      |                 |                |             |
|                                      | Return ..... ★12"  |                 |                |             |  | <b>V-6 3.0 L ENG.</b>                                  |                 |                |             |
|                                      | <b>V-8 318 ENG.</b>  |                 |                |             |  | Pressure ..... 80277                                   |                 |                |             |
|                                      | Pressure; W/Chrysler P.S. Pump; ☆D... 70353                                    |                 |                |             |  | Return ..... ★14"                                      |                 |                |             |
|                                      | Pressure; W/Saginaw P.S. Pump; ☆B... 70347                                     |                 |                |             |  | <b>1990</b>  |                 |                |             |
|                                      | Return ..... ★12"  |                 |                |             |  | <b>4-CYL. 2.2 L ENG.; 4-CYL. 2.5 L ENG.</b>            |                 |                |             |
|                                      | <b>1973</b>  |                 |                |             |  | Pressure ..... 91703                                   |                 |                |             |
|                                      | <b>6-CYL. 198 ENG.; 6-CYL. 225 ENG.</b>  |                 |                |             |  | Return ..... ★13"                                      |                 |                |             |
|                                      | Pressure; W/Max. Cool A.C. .... 80127  |                 |                |             |  | <b>1989</b>  |                 |                |             |
|                                      | Pressure; W/O Max. Cool A.C.; Dec. 16 & Older ..... 70347                      |                 |                |             |  | <b>4-CYL. 2.2 L ENG.; 4-CYL. 2.5 L ENG.</b>            |                 |                |             |
|                                      | Pressure; W/O Max. Cool A.C.; Dec. 17 & Newer ..... 70353                      |                 |                |             |  | Pressure; W/Saginaw P.S. Pump; ☆B... 91508             |                 |                |             |
|                                      | Return ..... ★12"  |                 |                |             |  | Pressure; W/ZF P.S. Pump ..... 91703                   |                 |                |             |
|                                      | <b>V-8 318 ENG.</b>  |                 |                |             |  | Return ..... ★13"                                      |                 |                |             |
|                                      | Pressure ..... 70353   |                 |                |             |  | <b>1988</b>  |                 |                |             |
|                                      | Return ..... ★12"  |                 |                |             |  | <b>4-CYL. 2.2 L ENG.; 4-CYL. 2.5 L ENG.</b>            |                 |                |             |
|                                      |  |                 |                |             |  | Pressure; W/ZF P.S. Pump; Sept. 25 & Older ..... 91665 |                 |                |             |
|                                      |  |                 |                |             |  | Pressure; W/ZF P.S. Pump; Sept. 26 & Newer ..... 91703 |                 |                |             |
|                                      |  |                 |                |             |  | Return ..... ★13"                                      |                 |                |             |

\* Cut From C.P.E. 3/8" I.D. Hose: 71350 (48"), 81352 (25").  
 † Cut From S.A.E. 11/32" I.D. Hose: 80062 (12"), 80063 (24"), 80064 (36"), 81353 (25").  
 ★ Cut From S.A.E. 3/8" I.D. Hose: 71224 (24"), 71236 (36"), 71206 (48"), 81206 (25"). May Also Use 3/8" C.P.E.  
 ♣ Cut From S.A.E. 5/8" I.D. Hose: 71351 (36").  
 □ Cut From 1/2" I.D. Suction Hose: 71296 (36"), 81354 (10').  
 ⇨ Cut From 5/8" I.D. Suction Hose: 71207 (42"), 81355 (10').  
 \* Cut From 3/4" I.D. Suction Hose: 71297 (36"), 81356 (10').  
 ☆ See Page A14 For Pump or Gear Identification.

② Two Required.  
 ③ Three Required.  
 ④ Four Required.  
 ≪ Cut To Fit.  
 \* Replaces Both Upper and Lower Hose.  
 ▲ 252660 Adaptor Required For Some Models.  
 ♣ See Page A6 For Installation Procedure.

# Power Steering Hose for Passenger Cars

| Application                             | Assembly Number | Multi-Use Hose | End Fitting | Application   | Assembly Number | Multi-Use Hose | End Fitting |
|---|-----------------|----------------|-------------|---|-----------------|----------------|-------------|
| <b>PLYMOUTH - Continued</b>             |                 |                |             | <b>PLYMOUTH - Continued</b>                           |                 |                |             |
| <b>SUNDANCE - Continued</b>             |                 |                |             | <b>VALIANT - Continued</b>                            |                 |                |             |
| <b>1987</b>                             |                 |                |             | <b>1971-1970</b>                                      |                 |                |             |
| <b>4-CYL. 2.2 L ENG.</b>                |                 |                |             | <b>6-CYL. 198 ENG.; 6-CYL. 225 ENG.</b>               |                 |                |             |
| Pressure .....                          | 91508           |                |             | Pressure .....  | 70337           |                |             |
| Return .....                            |                 | ★10"           |             | Return .....  |                 | ★12"           |             |
| <b>VALIANT</b>                          |                 |                |             | <b>V-8 318 ENG.</b>                                   |                 |                |             |
| <b>1976</b>                             |                 |                |             | <b>1969</b>   |                 |                |             |
| <b>6-CYL. 225 ENG.</b>                  |                 |                |             | <b>6-CYL. 170 ENG.; 6-CYL. 225 ENG.</b>               |                 |                |             |
| Pressure; W/Chrysler P.S. Pump; ☆D...   | 80126           |                |             | Pressure .....  | 80119           |                |             |
| Pressure; W/Saginaw P.S. Pump; ☆B...    | 80131           |                |             | Return .....  |                 | ★11"           |             |
| Return .....                            |                 | ★12"           |             | <b>V-8 273 ENG.; V-8 318 ENG.</b>                     |                 |                |             |
| <b>V-8 318 ENG.</b>                     |                 |                |             | <b>1968</b>   |                 |                |             |
| Pressure; W/A.P.....                    | 70347           |                |             | <b>6-CYL. 170 ENG.; 6-CYL. 225 ENG.</b>               |                 |                |             |
| Pressure; W/O A.P.....                  | 70351           |                |             | Pressure .....  | 70333           |                |             |
| Return .....                            |                 | ★15"           |             | Return .....  |                 | ★11"           |             |
| <b>V-8 360 ENG.</b>                     |                 |                |             | <b>V-8 273 ENG.; V-8 318 ENG.</b>                     |                 |                |             |
| Pressure .....                          | 70347           |                |             | Pressure .....  | 70343           |                |             |
| Return .....                            |                 | ★15"           |             | Return .....  |                 | ★11"           |             |
| <b>1975</b>                             |                 |                |             | <b>1967</b>   |                 |                |             |
| <b>6-CYL. 225 ENG.</b>                  |                 |                |             | <b>6-CYL. 170 ENG.; 6-CYL. 225 ENG.</b>               |                 |                |             |
| Pressure; W/Chrysler P.S. Pump; ☆D...   | 80126           |                |             | Pressure .....  | 70329           |                |             |
| Pressure; W/Saginaw P.S. Pump; ☆B...    | 80131           |                |             | Return .....  |                 | ★11"           |             |
| Return .....                            |                 | ★12"           |             | <b>V-8 273 ENG.</b>                                   |                 |                |             |
| <b>V-8 318 ENG.</b>                     |                 |                |             | <b>1966</b>   |                 |                |             |
| Pressure; W/A.P.....                    | 70347           |                |             | <b>6-CYL. 170 ENG.; 6-CYL. 225 ENG.</b>               |                 |                |             |
| Pressure; W/O A.P.....                  | 70351           |                |             | Pressure .....  | 70329           |                |             |
| Return .....                            |                 | ★15"           |             | Reservoir .....                                       |                 | ♣17"           |             |
| <b>1974</b>                             |                 |                |             | <b>V-8 273 ENG.</b>                                   |                 |                |             |
| <b>6-CYL. 198 ENG.; 6-CYL. 225 ENG.</b> |                 |                |             | <b>1965</b>   |                 |                |             |
| Pressure; W/Chrysler P.S. Pump; ☆D...   | 80126           |                |             | <b>6-CYL. 170 ENG.</b>                                |                 |                |             |
| Pressure; W/Saginaw P.S. Pump; ☆B...    | 80131           |                |             | Pressure .....  | 70329           |                |             |
| Return .....                            |                 | ★12"           |             | Reservoir .....                                       |                 | ♣              |             |
| <b>V-8 318 ENG.; V-8 360 ENG.</b>       |                 |                |             | <b>6-CYL. 225 ENG.</b>                                |                 |                |             |
| Pressure; W/Chrysler P.S. Pump; ☆D...   | 70353           |                |             | Pressure .....  | 70329           |                |             |
| Pressure; W/Saginaw P.S. Pump; ☆B...    | 70347           |                |             | Reservoir .....                                       |                 | ♣45"           |             |
| Return .....                            |                 | ★12"           |             | <b>V-8 273 ENG.</b>                                   |                 |                |             |
| <b>1973</b>                             |                 |                |             | <b>1964</b>   |                 |                |             |
| <b>6-CYL. 198 ENG.; 6-CYL. 225 ENG.</b> |                 |                |             | <b>6-CYL. 170 ENG.; 6-CYL. 225 ENG.; V-8 273 ENG.</b> |                 |                |             |
| Pressure; W/Max. Cool A.C.....          | 80127           |                |             | Pressure .....  | 70329           |                |             |
| Pressure; W/O Max. Cool A.C.; Dec.      |                 |                |             | Reservoir .....                                       |                 | ♣              |             |
| 16 & Older.....                         | 70347           |                |             | <b>1963-1961</b>                                      |                 |                |             |
| Pressure; W/O Max. Cool A.C.; Dec.      |                 |                |             | <b>6-CYL. 170 ENG.; 6-CYL. 225 ENG.</b>               |                 |                |             |
| 17 & Newer.....                         | 70353           |                |             | Pressure .....  | 70329           |                |             |
| Return .....                            |                 | ★12"           |             | Reservoir .....                                       |                 | ♣              |             |
| <b>V-8 318 ENG.</b>                     |                 |                |             | <b>1964</b>   |                 |                |             |
| Pressure .....                          | 70353           |                |             | <b>6-CYL. 170 ENG.; 6-CYL. 225 ENG.</b>               |                 |                |             |
| Return .....                            |                 | ★12"           |             | Pressure .....  | 70341           |                |             |
| <b>1972</b>                             |                 |                |             | <b>1972</b>   |                 |                |             |
| <b>6-CYL. 198 ENG.; 6-CYL. 225 ENG.</b> |                 |                |             | <b>6-CYL. 198 ENG.; 6-CYL. 225 ENG.</b>               |                 |                |             |
| Pressure; W/Chrysler P.S. Pump; ☆D...   | 70337           |                |             | Pressure; W/Chrysler P.S. Pump; ☆D...                 | 70337           |                |             |
| Pressure; W/Saginaw P.S. Pump; ☆B...    | 70352           |                |             | Pressure; W/Saginaw P.S. Pump; ☆B...                  | 70352           |                |             |
| Return .....                            |                 | ★12"           |             | Return .....  |                 | ★12"           |             |
| <b>V-8 318 ENG.</b>                     |                 |                |             | <b>V-8 318 ENG.</b>                                   |                 |                |             |
| Pressure .....                          | 70341           |                |             | Pressure .....  | 70341           |                |             |
| Return .....                            |                 | ★12"           |             | Return .....  |                 | ★12"           |             |

- SYSTEM PUMP & GEAR IDENT.
- SYSTEM & COMPONENT IDENT.
- PASS. CARS
- LIGHT TRUCKS
- MEDIUM/HEAVY TRUCKS
- BUSES
- HOSE NUMERICAL
- REPAIR KITS
- KIT NUMERICAL
- ILLUSTRATIONS

\* Cut From C.P.E. 3/8" I.D. Hose: 71350 (48"), 81352 (25').  
 † Cut From S.A.E. 11/32" I.D. Hose: 80062 (12"), 80063 (24"), 80064 (36"), 81353 (25').  
 ★ Cut From S.A.E. 3/8" I.D. Hose: 71224 (24"), 71236 (36"), 71206 (48"), 81206 (25'). May Also Use 3/8" C.P.E.  
 ♣ Cut From S.A.E. 5/8" I.D. Hose: 71351 (36").  
 □ Cut From 1/2" I.D. Suction Hose: 71296 (36"), 81354 (10').  
 ♠ Cut From 5/8" I.D. Suction Hose: 71207 (42"), 81355 (10').  
 \* Cut From 3/4" I.D. Suction Hose: 71297 (36"), 81356 (10').  
 ☆ See Page A14 For Pump or Gear Identification.

② Two Required.  
 ③ Three Required.  
 ④ Four Required.  
 ♠ Cut To Fit.  
 ♠ Replaces Both Upper and Lower Hose.  
 ▲ 252660 Adaptor Required For Some Models.  
 ♣ See Page A6 For Installation Procedure.

# Power Steering Hose for Passenger Cars

|                                      | Application  | Assembly Number | Multi-Use Hose | End Fitting | Application  | Assembly Number | Multi-Use Hose | End Fitting |
|--------------------------------------|--|-----------------|----------------|-------------|--|-----------------|----------------|-------------|
| <b>SYSTEM PUMP &amp; GEAR IDENT.</b> | <b>PLYMOUTH - Continued</b>  |                 |                |             | <b>PONTIAC - Continued</b>   |                 |                |             |
| <b>SYSTEM &amp; COMPONENT IDENT.</b> | <b>VALIANT - Continued</b>   |                 |                |             | <b>ACADIAN - Continued</b>   |                 |                |             |
| <b>PASS. CARS</b>                    | <b>1960</b>  |                 |                |             | <b>1986-1983</b>   |                 |                |             |
|                                      | <b>6-CYL. 170 ENG.</b>   |                 |                |             | <b>4-CYL. 1.6 L ENG. (CANADA)</b>                                    |                 |                |             |
|                                      | Pressure .....   | 70329           |                |             | Pressure .....   | 71213           |                |             |
|                                      | Reservoir .....  |                 | ✦              |             | Reservoir .....  |                 | ✦14"           |             |
|                                      |  |                 |                |             | Return .....   |                 | ✦36"           |             |
| <b>LIGHT TRUCKS</b>                  | <b>VOLARE</b>  |                 |                |             | <b>4-CYL. 1.8 L DIESEL ENG. (CANADA)</b>                             |                 |                |             |
|                                      | <b>1980</b>  |                 |                |             | <b>1982</b>  |                 |                |             |
|                                      | <b>6-CYL. 3.7 L ENG.; V-8 5.2 L ENG.</b>   |                 |                |             | <b>4-CYL. 1.6 L ENG. (CANADA); 4-CYL. 1.8 L DIESEL ENG. (CANADA)</b> |                 |                |             |
|                                      | Pressure .....   | 71137           |                |             | Pressure .....   | 71213           |                |             |
|                                      | Return .....   |                 | ★12"           |             | Reservoir .....  |                 | ✦              |             |
|                                      |  |                 |                |             | Return - From Gear .....   |                 | ✦18"           |             |
| <b>MEDIUM/HEAVY TRUCKS</b>           | <b>1979</b>  |                 |                |             | <b>Return - To Reservoir .....</b>                                   |                 |                |             |
|                                      | <b>6-CYL. 225 ENG.</b>   |                 |                |             | <b>Pressure .....</b>  |                 |                |             |
|                                      | Pressure; Feb. 1 & Newer .....   | 80131           |                |             | Reservoir .....  |                 | ✦              |             |
|                                      | Pressure; Jan. 31 & Older .....  | 71156           |                |             | Return - From Gear .....   |                 | ✦18"           |             |
|                                      | Return .....   |                 | ★12"           |             | Return - To Reservoir .....  |                 | ✦15"           |             |
| <b>BUSES</b>                         | <b>V-8 318 ENG.; V-8 360 ENG.</b>  |                 |                |             | <b>1981</b>  |                 |                |             |
|                                      | Pressure; W/A.P. ....  | 71156           |                |             | <b>4-CYL. 1.6 L ENG. (CANADA); 4-CYL. 1.8 L DIESEL ENG. (CANADA)</b> |                 |                |             |
|                                      | Pressure; W/O A.P. ....  | 70351           |                |             | Reservoir .....  |                 | ✦              |             |
|                                      | Return .....   |                 | ★12"           |             | Return - From Gear .....   |                 | ✦18"           |             |
| <b>HOSE NUMERICAL</b>                | <b>1978-1977</b>   |                 |                |             | <b>Return - To Reservoir .....</b>                                   |                 |                |             |
|                                      | <b>6-CYL. 225 ENG.</b>   |                 |                |             | <b>Pressure .....</b>  |                 |                |             |
|                                      | Pressure .....   | 80131           |                |             | Reservoir .....  |                 | ✦              |             |
|                                      | Return .....   |                 | ★12"           |             | Return - From Gear .....   |                 | ✦18"           |             |
| <b>REPAIR KITS</b>                   | <b>V-8 318 ENG.; V-8 360 ENG.</b>  |                 |                |             | <b>1976</b>  |                 |                |             |
|                                      | Pressure; W/A.P. ....  | 71156           |                |             | <b>6-CYL. 225 ENG.</b>   |                 |                |             |
|                                      | Pressure; W/O A.P. ....  | 70347           |                |             | Pressure; W/Chrysler P.S. Pump; ☆D... ..                             | 80126           |                |             |
|                                      | Return .....   |                 | ★12"           |             | Pressure; W/Saginaw P.S. Pump; ☆B... ..                              | 80131           |                |             |
| <b>KIT NUMERICAL</b>                 | <b>1976</b>  |                 |                |             | <b>Return .....</b>  |                 |                |             |
|                                      | <b>6-CYL. 225 ENG.</b>   |                 |                |             | <b>Pressure .....</b>  |                 |                |             |
|                                      | Pressure; W/A.P. ....  | 71156           |                |             | Pressure .....   | 80218           |                |             |
|                                      | Pressure; W/O A.P. ....  | 70351           |                |             | Return .....   | ✦70518          | ★18"           | 39135       |
|                                      | Return .....   |                 | ★15"           |             | <b>4-CYL. 151 ENG.</b>   |                 |                |             |
| <b>ILLUSTRATIONS</b>                 | <b>PONTIAC</b>   |                 |                |             | <b>Return .....</b>  |                 |                |             |
|                                      | <b>IMPORTANT: PLEASE NOTE.</b> To select correct replacement parts, it may be necessary to identify the code character for the engine by looking at the VIN (Vehicle Identification Number) located on the dash panel. For 1981 and newer cars, refer to the 8th digit of VIN for the correct engine code. For 1980 and older cars, refer to the 5th digit of VIN for the correct engine code. |                 |                |             | <b>Pressure .....</b>  |                 |                |             |
|                                      | <b>ACADIAN</b>   |                 |                |             | <b>Return .....</b>  |                 |                |             |
|                                      | <b>1987</b>  |                 |                |             | <b>Pressure .....</b>  |                 |                |             |
|                                      | <b>4-CYL. 1.6 L ENG. (CANADA)</b>  |                 |                |             | <b>Return .....</b>  |                 |                |             |
|                                      | Pressure .....   | 71213           |                |             | Pressure .....   | 70260           |                |             |
|                                      | Reservoir .....  |                 | ✦14"           |             | Return .....   | ✦70551          | ★18"           | 39135       |
|                                      | Return .....   |                 | ✦36"           |             | <b>1974-1973</b>   |                 |                |             |
|                                      |  |                 |                |             | <b>4-CYL. 140 (CANADA) ENG.</b>                                      |                 |                |             |
|                                      |  |                 |                |             | Pressure .....   | 70260           |                |             |
|                                      |  |                 |                |             | Return .....   | ✦70629          | ★18"           | 39859       |
|                                      |  |                 |                |             | <b>BONNEVILLE</b>  |                 |                |             |
|                                      |  |                 |                |             | <b>1995</b>  |                 |                |             |
|                                      |  |                 |                |             | <b>V-6 3.8 L ENG.</b>  |                 |                |             |
|                                      |  |                 |                |             | Pressure; W/O Supercharger .....                                     | 91781           |                |             |
|                                      |  |                 |                |             | Pressure; W/Supercharger .....                                       | 91723           |                |             |
|                                      |  |                 |                |             | Return - Cooler To Pump; W/O Supercharger .....                      |                 | ✦18"           |             |
|                                      |  |                 |                |             | Return - From Gear; W/Cooler; W/Supercharger .....                   | 91794           |                |             |
|                                      |  |                 |                |             | Return - Gear To Cooler; W/O Supercharger .....                      | ✦91782          |                |             |

\* Cut From C.P.E. 3/8" I.D. Hose: 71350 (48"), 81352 (25').  
 † Cut From S.A.E. 11/32" I.D. Hose: 80062 (12"), 80063 (24"), 80064 (36"), 81353 (25').  
 ★ Cut From S.A.E. 3/8" I.D. Hose: 71224 (24"), 71236 (36"), 71206 (48"), 81206 (25'). May Also Use 3/8" C.P.E.  
 ✦ Cut From S.A.E. 5/8" I.D. Hose: 71351 (36").  
 □ Cut From 1/2" I.D. Suction Hose: 71296 (36"), 81354 (10').  
 ✧ Cut From 5/8" I.D. Suction Hose: 71207 (42"), 81355 (10').  
 ✨ Cut From 3/4" I.D. Suction Hose: 71297 (36"), 81356 (10').  
 ☆ See Page A14 For Pump or Gear Identification.

② Two Required.  
 ③ Three Required.  
 ④ Four Required.  
 ✦ Cut To Fit.  
 ✧ Replaces Both Upper and Lower Hose.  
 ▲ 252660 Adaptor Required For Some Models.  
 ✨ See Page A6 For Installation Procedure.

# Power Steering Hose for Passenger Cars

| Application                                     | Assembly Number | Multi-Use Hose | End Fitting | Application   | Assembly Number | Multi-Use Hose | End Fitting |                                      |
|---|-----------------|----------------|-------------|---|-----------------|----------------|-------------|--------------------------------------|
| <b>PONTIAC - Continued</b>                      |                 |                |             | <b>PONTIAC - Continued</b>  |                 |                |             | <b>SYSTEM PUMP &amp; GEAR IDENT.</b> |
| <b>BONNEVILLE - Continued</b>                   |                 |                |             | <b>BONNEVILLE - Continued</b>   |                 |                |             |                                      |
| <b>1994-1992</b>                                |                 |                |             | <b>1984-1983 - Continued</b>  |                 |                |             | <b>SYSTEM &amp; COMPONENT IDENT.</b> |
| <b>V-6 3.8 L ENG.</b>                           |                 |                |             | <b>V-8 5.0 L ENG.</b>   |                 |                |             |                                      |
| Pressure; W/O Supercharger.....                 | 92008           |                |             | Pressure .....  | 71074           |                |             |                                      |
| Pressure; W/Supercharger.....                   | 91723           |                |             | Return .....  |                 | *13"           |             |                                      |
| Return; W/Supercharger .....                    | 91794           |                |             | <b>V-8 5.7 L DIESEL ENG.</b>  |                 |                |             |                                      |
| Return - Cooler To Pump; W/O Supercharger ..... |                 | *36"           |             | Pressure - Hydroboost To Gear .....   | 71226           |                |             |                                      |
| Return - Gear To Cooler; W/O Supercharger ..... | 91782           |                |             | Pressure - Pump To Hydroboost.....  | 71225           |                |             |                                      |
|   |                 |                |             | Return - Gear To Pump.....  |                 | *11"           |             |                                      |
|   |                 |                |             | Return - Hydroboost To Pump .....   |                 | *40"           |             |                                      |
| <b>1991</b>                                     |                 |                |             | <b>1982</b>   |                 |                |             | <b>PASS. CARS</b>                    |
| <b>V-6 3.8 L ENG.</b>                           |                 |                |             | <b>V-6 3.8 L ENG.; V-6 4.1 L ENG.</b>   |                 |                |             |                                      |
| Pressure .....                                  | 92008           |                |             | Pressure .....  | 80138           |                |             |                                      |
| Return; W/O Finned Cooler.....                  | 91784           |                |             | Return .....  |                 | *13"           |             |                                      |
| Return - Cooler To Pump; W/Finned Cooler.....   |                 | *36"           |             | <b>V-8 5.7 L DIESEL ENG.</b>  |                 |                |             |                                      |
| Return - Gear To Cooler; W/Finned Cooler.....   | 91782           |                |             | Pressure - Hydroboost To Gear .....   | 71226           |                |             |                                      |
|   |                 |                |             | Pressure - Pump To Hydroboost.....  | 71225           |                |             |                                      |
|   |                 |                |             | Return - Gear To Pump.....  |                 | *18"           |             |                                      |
|   |                 |                |             | Return - Hydroboost To Pump .....   |                 | *48"           |             |                                      |
| <b>1990</b>                                     |                 |                |             | <b>1981</b>   |                 |                |             | <b>LIGHT TRUCKS</b>                  |
| <b>V-6 3.8 L ENG.</b>                           |                 |                |             | <b>V-6 3.8 L ENG.</b>   |                 |                |             |                                      |
| Pressure .....                                  | 92008           |                |             | Pressure; Early.....  | 71072           |                |             |                                      |
| Return; W/O Finned Cooler.....                  | 91784           |                |             | Pressure; Late .....  | 80121           |                |             |                                      |
| Return - Cooler To Pump; W/Finned Cooler.....   |                 | *33"           |             | Return .....  |                 | *15"           |             |                                      |
| Return - Gear To Cooler; W/Finned Cooler.....   | 91782           |                |             | <b>V-8 4.3 L ENG.; V-8 5.0 L ENG.</b>   |                 |                |             |                                      |
|   |                 |                |             | Pressure .....  | 71043           |                |             |                                      |
|   |                 |                |             | Return .....  |                 | *20"           | 39107       |                                      |
| <b>1989-1987</b>                                |                 |                |             | <b>V-8 5.7 L DIESEL ENG.</b>  |                 |                |             | <b>MEDIUM/HEAVY TRUCKS</b>           |
| <b>V-6 3.8 L ENG.</b>                           |                 |                |             | Pressure - Hydroboost To Gear; OE design change from a pressure pipe to a pressure hose. Use hose listed as replacement part..... |                 |                |             |                                      |
| Pressure .....                                  | 92008           |                |             |   | 71068           |                |             |                                      |
| Return.....                                     | 91784           |                |             | Pressure - Pump To Hydroboost.....  | 71199           |                |             |                                      |
|   |                 |                |             | Return - Gear To Pump.....  |                 | *18"           | 39106       |                                      |
|   |                 |                |             | Return - Hydroboost To Pump .....   |                 | *48"           |             |                                      |
| <b>1986</b>                                     |                 |                |             | <b>1980</b>   |                 |                |             | <b>BUSES</b>                         |
| <b>V-6 3.8 L ENG.</b>                           |                 |                |             | <b>V-6 3.8 L ENG.</b>   |                 |                |             |                                      |
| Pressure .....                                  | 80138           |                | *13"        | Pressure; W/A.P.....  | 71072           |                |             |                                      |
| Return .....                                    |                 |                |             | Pressure; W/O A.P.; W/Flared Fitting ...  | 70247           |                |             |                                      |
| <b>V-6 4.3 L ENG.</b>                           |                 |                |             | Pressure; W/O A.P.; W/O-Ring Fitting ...  | 80121           |                |             |                                      |
| Pressure; W/O A.C. ....                         | 71043           |                | *           | Return .....  |                 | *19"           |             |                                      |
| Pressure - Pump To Tee; W/A.C. ....             | 70419           |                | *           | <b>V-8 4.3 L ENG.</b>   |                 |                |             |                                      |
| Pressure - Tee To Gear; W/A.C. ....             | 39138           |                |             | Pressure .....  | 71043           |                |             |                                      |
| Return; W/O A.C. ....                           |                 |                |             | Return .....  |                 | *18"           | 39106       |                                      |
| Return - Pump To Tee; W/A.C. ....               |                 |                |             | <b>V-8 4.9 L ENG.</b>   |                 |                |             |                                      |
| <b>V-8 5.0 L ENG.</b>                           |                 |                |             | Pressure .....  | 71043           |                |             |                                      |
| Pressure; W/O A.C. ....                         | 71074           |                | *12"        | Return .....  |                 | *12"           | 39107       |                                      |
| Pressure - Pump To Tee; W/A.C. ....             | 70404           |                | *9"         | <b>V-8 5.7 L ENG.</b>   |                 |                |             |                                      |
| Pressure - Tee To Gear; W/A.C. ....             | 39138           |                |             | Pressure; Eng. VIN R .....  | 71043           |                |             |                                      |
| Return; W/O A.C. ....                           |                 |                |             | Pressure; Eng. VIN X .....  | 71121           |                |             |                                      |
| Return - Pump To Tee; W/A.C. ....               |                 |                |             | Return; Eng. VIN R.....   |                 | *12"           |             |                                      |
|   |                 |                |             | Return; Eng. VIN X .....  |                 | *              |             |                                      |
| <b>1985</b>                                     |                 |                |             | <b>V-8 5.7 L DIESEL ENG.</b>  |                 |                |             | <b>KIT NUMERICAL</b>                 |
| <b>V-6 3.8 L ENG.</b>                           |                 |                |             | Pressure - Hydroboost To Gear; OE design change from a pressure pipe to a pressure hose. Use hose listed as replacement part..... |                 |                |             |                                      |
| Pressure .....                                  | 80138           |                | *13"        |   | 71068           |                |             |                                      |
| Return .....                                    |                 |                |             | Pressure - Pump To Hydroboost.....  | 71089           |                |             |                                      |
| <b>V-8 5.0 L ENG.</b>                           |                 |                |             | Return - Gear To Pump.....  |                 | *18"           | 39106       |                                      |
| Pressure .....                                  | 71074           |                | *13"        |   |                 |                |             |                                      |
| Return .....                                    |                 |                |             |   |                 |                |             |                                      |
| <b>1984-1983</b>                                |                 |                |             | <b>V-6 3.8 L ENG.</b>   |                 |                |             | <b>REPAIR KITS</b>                   |
| <b>V-6 3.8 L ENG.</b>                           |                 |                |             | Pressure .....  |                 |                |             |                                      |
| Pressure .....                                  | 80138           |                | *13"        |   |                 |                |             |                                      |
| Return .....                                    |                 |                |             |   |                 |                |             |                                      |

\* Cut From C.P.E. 3/8" I.D. Hose: 71350 (48"), 81352 (25').  
 † Cut From S.A.E. 11/32" I.D. Hose: 80062 (12"), 80063 (24"), 80064 (36"), 81353 (25').  
 ★ Cut From S.A.E. 3/8" I.D. Hose: 71224 (24"), 71236 (36"), 71206 (48"), 81206 (25'). May Also Use 3/8" C.P.E.  
 ♣ Cut From S.A.E. 5/8" I.D. Hose: 71351 (36").  
 □ Cut From 1/2" I.D. Suction Hose: 71296 (36"), 81354 (10').  
 ♠ Cut From 5/8" I.D. Suction Hose: 71207 (42"), 81355 (10').  
 ✱ Cut From 3/4" I.D. Suction Hose: 71297 (36"), 81356 (10').  
 ☆ See Page A14 For Pump or Gear Identification.

Ⓜ Two Required.  
 Ⓝ Three Required.  
 Ⓞ Four Required.  
 ≍ Cut To Fit.  
 ⚙ Replaces Both Upper and Lower Hose.  
 ▲ 252660 Adaptor Required For Some Models.  
 ♣ See Page A6 For Installation Procedure.

**ILLUSTRATIONS**



# Power Steering Hose for Passenger Cars

|                                      | Application                              | Assembly Number | Multi-Use Hose | End Fitting | Application   | Assembly Number | Multi-Use Hose | End Fitting |
|--------------------------------------|--|-----------------|----------------|-------------|---|-----------------|----------------|-------------|
| <b>SYSTEM PUMP &amp; GEAR IDENT.</b> | <b>PONTIAC - Continued</b>               |                 |                |             | <b>PONTIAC - Continued</b>  |                 |                |             |
| <b>SYSTEM &amp; COMPONENT IDENT.</b> | <b>BONNEVILLE - Continued</b>            |                 |                |             | <b>BONNEVILLE - Continued</b>   |                 |                |             |
| <b>PASS. CARS</b>                    | <b>1980 - Continued</b>                  |                 |                |             | <b>1970</b>   |                 |                |             |
|                                      | <b>V-8 5.7 L DIESEL ENG. - Continued</b> |                 |                |             | <b>V-8 400 ENG.; V-8 455 ENG.</b>   |                 |                |             |
|                                      | Return - Hydroboost To Pump .....        |                 | *48"           |             | Pressure .....  | 70242           |                |             |
|                                      |  |                 |                |             | Return .....  | ④80154          | ★24"           | 39859       |
|                                      | <b>1979</b>                              |                 |                |             | <b>1969-1968</b>  |                 |                |             |
|                                      | <b>V-8 301 ENG.</b>                      |                 |                |             | <b>V-8 400 ENG.; V-8 428 ENG.</b>   |                 |                |             |
|                                      | Pressure .....                           | 80116           |                |             | Pressure .....  | 70242           |                |             |
|                                      | Return .....                             | ④70177          | ★15"           | 39859       | Return .....  | ④80154          | ★24"           | 39859       |
|                                      | <b>V-8 350 ENG.</b>                      |                 |                |             | <b>1967</b>   |                 |                |             |
|                                      | Pressure; Eng. VIN R .....               | 80116           |                |             | <b>V-8 400 ENG.; V-8 428 ENG.</b>   |                 |                |             |
|                                      | Pressure; Eng. VIN X .....               | 70265           |                |             | Pressure .....  | 70235           |                |             |
|                                      | Return .....                             | ④70551          | ★20"           | 39135       | Return .....  | ④80154          | ★18"           | 39859       |
|                                      | <b>V-8 403 ENG.</b>                      |                 |                |             | <b>1966-1964</b>  |                 |                |             |
|                                      | Pressure .....                           | 80116           |                |             | <b>V-8 389 ENG.; V-8 421 ENG.</b>   |                 |                |             |
|                                      | Return .....                             | ④70177          | ★15"           | 39859       | Return .....  | ④70177          | ★24"           | 39859       |
| <b>LIGHT TRUCKS</b>                  | <b>1978</b>                              |                 |                |             | <b>1963</b>   |                 |                |             |
|                                      | <b>V-8 301 ENG.</b>                      |                 |                |             | <b>V-8 389 ENG.; V-8 421 ENG.</b>   |                 |                |             |
|                                      | Pressure .....                           | 80116           |                |             | Return .....  | ④70177          | ★24"           | 39859       |
|                                      | Return .....                             | ④70177          | ★12"           | 39859       | <b>1962-1959</b>  |                 |                |             |
|                                      | <b>V-8 350 ENG.</b>                      |                 |                |             | <b>V-8 389 ENG.</b>   |                 |                |             |
|                                      | Pressure; Eng. VIN R .....               | 80116           |                |             | Return .....  |                 | ★27"           | 39859       |
|                                      | Pressure; Eng. VIN X .....               | 70265           |                |             | <b>CATALINA</b>   |                 |                |             |
|                                      | Return .....                             | ④70551          | ★20"           | 39135       | <b>1981</b>   |                 |                |             |
| <b>MEDIUM/HEAVY TRUCKS</b>           | <b>V-8 400 ENG.</b>                      |                 |                |             | <b>V-6 3.8 L ENG.</b>   |                 |                |             |
|                                      | Pressure .....                           | 80116           |                |             | Pressure; Early .....   | 71072           |                |             |
|                                      | Return .....                             | ④70177          | ★12"           | 39859       | Pressure; Late .....  | 80121           |                |             |
|                                      | <b>V-8 403 ENG.</b>                      |                 |                |             | Return .....  |                 | *15"           |             |
|                                      | Pressure .....                           | 80116           |                |             | <b>V-8 4.3 L ENG.; V-8 4.4 L ENG. (CANADA); V-8 5.0 L ENG.</b>  |                 |                |             |
|                                      | Return .....                             | ④70551          | ★20"           | 39135       | Pressure .....  | 71043           |                |             |
| <b>BUSES</b>                         | <b>1977</b>                              |                 |                |             | Return .....  |                 | *20"           | 39107       |
|                                      | <b>V-8 301 ENG.</b>                      |                 |                |             | <b>V-8 5.7 L DIESEL ENG.</b>  |                 |                |             |
|                                      | Pressure .....                           | 80116           |                |             | Pressure; Conventional System .....   | 71043           |                |             |
|                                      | Return .....                             | ④70518          | ★14"           | 39859       | Pressure - Hydroboost To Gear; Hydroboost System; OE design change from a pressure pipe to a pressure hose. Use hose listed as replacement part. .... | 71068           |                |             |
|                                      | <b>V-8 305 ENG.</b>                      |                 |                |             | Pressure - Pump To Hydroboost; Hydroboost System .....  | 71199           |                |             |
|                                      | Pressure .....                           | 80116           |                |             | Return; Conventional System .....   |                 | *20"           | 39107       |
|                                      | Return .....                             | ④70551          | ★15"           | 39135       | Return - Gear To Pump; Hydroboost System .....  |                 | *18"           | 39106       |
| <b>HOSE NUMERICAL</b>                | <b>V-8 350 ENG.</b>                      |                 |                |             | Return - Hydroboost To Pump; Hydroboost System .....  |                 | *48"           |             |
|                                      | Pressure .....                           | 80116           |                |             | <b>1980</b>   |                 |                |             |
|                                      | Return; Eng. VIN P .....                 | ④70518          | ★14"           | 39859       | <b>V-6 3.8 L ENG.</b>   |                 |                |             |
|                                      | Return; Eng. VIN R .....                 | ④70177          | ★14"           | 39859       | Pressure; W/A.P. ....   | 71072           |                |             |
|                                      | <b>V-8 400 ENG.</b>                      |                 |                |             | Pressure; W/O A.P.; W/Flared Fitting ...  | 70247           |                |             |
|                                      | Pressure .....                           | 80116           |                |             | Pressure; W/O A.P.; W/O-Ring Fitting ...  | 80121           |                |             |
|                                      | Return .....                             | ④70518          | ★14"           | 39859       | Return .....  |                 | *19"           |             |
| <b>REPAIR KITS</b>                   | <b>V-8 403 ENG.</b>                      |                 |                |             | <b>V-8 4.3 L ENG.</b>   |                 |                |             |
|                                      | Pressure .....                           | 80116           |                |             | Pressure .....  | 71043           |                |             |
|                                      | Return .....                             | ④70177          | ★14"           | 39859       | Return .....  |                 | *18"           | 39106       |
| <b>KIT NUMERICAL</b>                 | <b>1976-1973</b>                         |                 |                |             |   |                 |                |             |
|                                      | <b>V-8 400 ENG.; V-8 455 ENG.</b>        |                 |                |             |   |                 |                |             |
|                                      | Pressure .....                           | 70272           |                |             |   |                 |                |             |
|                                      | Return .....                             | ④70629          | ★17"           | 39859       |   |                 |                |             |
| <b>ILLUSTRATIONS</b>                 | <b>1972-1971</b>                         |                 |                |             |   |                 |                |             |
|                                      | <b>V-8 400 ENG.; V-8 455 ENG.</b>        |                 |                |             |   |                 |                |             |
|                                      | Pressure .....                           | 70260           |                |             |   |                 |                |             |
|                                      | Return .....                             | ④70629          | ★20"           | 39859       |   |                 |                |             |

\* Cut From C.P.E. 3/8" I.D. Hose: 71350 (48"), 81352 (25').

† Cut From S.A.E. 11/32" I.D. Hose: 80062 (12"), 80063 (24"), 80064 (36"), 81353 (25').

★ Cut From S.A.E. 3/8" I.D. Hose: 71224 (24"), 71236 (36"), 71206 (48"), 81206 (25'). May Also Use 3/8" C.P.E.

♣ Cut From S.A.E. 5/8" I.D. Hose: 71351 (36').

□ Cut From 1/2" I.D. Suction Hose: 71296 (36"), 81354 (10').

◇ Cut From 5/8" I.D. Suction Hose: 71207 (42"), 81355 (10').

✱ Cut From 3/4" I.D. Suction Hose: 71297 (36"), 81356 (10').

☆ See Page A14 For Pump or Gear Identification.

② Two Required.

③ Three Required.

④ Four Required.

④ Cut To Fit.

⊗ Replaces Both Upper and Lower Hose.

▲ 252660 Adaptor Required For Some Models.

♣ See Page A6 For Installation Procedure.

# Power Steering Hose for Passenger Cars

| Application  | Assembly Number | Multi-Use Hose | End Fitting | Application  | Assembly Number | Multi-Use Hose | End Fitting |
|--|-----------------|----------------|-------------|--|-----------------|----------------|-------------|
| <b>PONTIAC - Continued</b>                               |                 |                |             | <b>PONTIAC - Continued</b>                               |                 |                |             |
| <b>CATALINA - Continued</b>                              |                 |                |             | <b>CATALINA - Continued</b>                              |                 |                |             |
| <b>1980 - Continued</b>                                  |                 |                |             | <b>1977 - Continued</b>                                  |                 |                |             |
| <b>V-8 4.4 L ENG. (CANADA)</b>                           |                 |                |             | <b>V-6 231 ENG. - Continued</b>                          |                 |                |             |
| Pressure .....   | 71074           |                |             | Return .....   |                 | ★19"           |             |
| Return .....   |                 | *              |             |  |                 |                |             |
| <b>V-8 4.9 L ENG.</b>                                    |                 |                |             | <b>V-8 301 ENG.</b>                                      |                 |                |             |
| Pressure .....   | 71043           |                |             | Pressure .....   | 80116           |                |             |
| Return .....   |                 | ★12"           | 39107       | Return .....   | ☞70518          | ★14"           | 39859       |
| <b>V-8 5.0 L ENG. (CANADA)</b>                           |                 |                |             | <b>V-8 305 ENG.</b>                                      |                 |                |             |
| Pressure .....   | 71074           |                |             | Pressure .....   | 80116           |                |             |
| Return .....   |                 | *              |             | Return .....   | ☞70551          | ★15"           | 39135       |
| <b>V-8 5.7 L ENG.</b>                                    |                 |                |             | <b>V-8 350 ENG.</b>                                      |                 |                |             |
| Pressure; Eng. VIN R .....                               | 71043           |                |             | Pressure .....   | 80116           |                |             |
| Pressure; Eng. VIN X .....                               | 71121           |                |             | Return; Eng. VIN L .....                                 | ☞70551          | ★15"           | 39135       |
| Return; Eng. VIN R .....                                 |                 | ★12"           |             | Return; Eng. VIN P .....                                 | ☞70518          | ★14"           | 39859       |
| Return; Eng. VIN X .....                                 |                 | *              |             | Return; Eng. VIN R .....                                 | ☞70177          | ★14"           | 39859       |
| <b>V-8 5.7 L DIESEL ENG.</b>                             |                 |                |             | <b>V-8 400 ENG.</b>                                      |                 |                |             |
| Pressure - Hydroboost To Gear; OE                        |                 |                |             | Pressure .....   | 80116           |                |             |
| design change from a pressure pipe                       |                 |                |             | Return .....   | ☞70518          | ★14"           | 39859       |
| to a pressure hose. Use hose listed                      |                 |                |             |  |                 |                |             |
| as replacement part .....                                | 71068           |                |             | <b>V-8 403 ENG.</b>                                      |                 |                |             |
| Pressure - Pump To Hydroboost .....                      | 71089           |                |             | Pressure .....   | 80116           |                |             |
| Return - Gear To Pump .....                              |                 | ★18"           | 39106       | Return .....   | ☞70177          | ★14"           | 39859       |
| Return - Hydroboost To Pump .....                        |                 | ★48"           |             |  |                 |                |             |
| <b>1979</b>  |                 |                |             | <b>1976</b>  |                 |                |             |
| <b>V-6 231 ENG.</b>                                      |                 |                |             | <b>V-8 350 ENG.; V-8 400 ENG.; V-8 455 ENG.</b>          |                 |                |             |
| Pressure; W/A.P. ....                                    | 80137           |                |             | Pressure .....   | 70272           |                |             |
| Pressure; W/O A.P. ....                                  | 70247           |                |             | Return .....   | ☞70629          | ★17"           | 39859       |
| Return .....   | ☞70177          | ★18"           | 39859       |  |                 |                |             |
| <b>V-8 301 ENG.; V-8 305 (CANADA) ENG.</b>               |                 |                |             | <b>1975</b>  |                 |                |             |
| Pressure .....   | 80116           |                |             | <b>V-8 350 (CANADA) ENG.; V-8 400 ENG.; V-8 455 ENG.</b> |                 |                |             |
| Return .....   | ☞70177          | ★15"           | 39859       | Pressure .....   | 70272           |                |             |
|  |                 |                |             | Return .....   | ☞70629          | ★17"           | 39859       |
| <b>V-8 350 ENG.</b>                                      |                 |                |             | <b>1974</b>  |                 |                |             |
| Pressure; Eng. VIN R .....                               | 80116           |                |             | <b>V-8 400 ENG.; V-8 455 ENG.</b>                        |                 |                |             |
| Pressure; Eng. VIN X .....                               | 70265           |                |             | Pressure .....   | 70272           |                |             |
| Return; Eng. VIN R, X .....                              | ☞70551          | ★20"           | 39135       | Return .....   | ☞70629          | ★17"           | 39859       |
| <b>V-8 403 ENG.</b>                                      |                 |                |             | <b>1973</b>  |                 |                |             |
| Pressure .....   | 80116           |                |             | <b>V-8 350 ENG.; V-8 400 ENG.; V-8 455 ENG.</b>          |                 |                |             |
| Return .....   | ☞70551          | ★20"           | 39135       | Pressure .....   | 70272           |                |             |
|  |                 |                |             | Return .....   | ☞70629          | ★17"           | 39859       |
| <b>1978</b>  |                 |                |             | <b>1972-1971</b>   |                 |                |             |
| <b>V-6 231 ENG.</b>                                      |                 |                |             | <b>V-8 350 ENG.; V-8 400 ENG.; V-8 455 ENG.</b>          |                 |                |             |
| Pressure; W/A.P. ....                                    | 80137           |                |             | Pressure .....   | 70260           |                |             |
| Pressure; W/O A.P. ....                                  | 70247           |                |             | Return .....   | ☞70629          | ★20"           | 39859       |
| Return .....   | ☞70177          | ★18"           | 39859       |  |                 |                |             |
| <b>V-8 301 ENG.; V-8 305 (CANADA) ENG.; V-8 400 ENG.</b> |                 |                |             | <b>1970</b>  |                 |                |             |
| Pressure .....   | 80116           |                |             | <b>V-8 350 ENG.; V-8 400 ENG.; V-8 455 ENG.</b>          |                 |                |             |
| Return .....   | ☞70177          | ★12"           | 39859       | Pressure; W/A.C. ....                                    | 70242           |                |             |
|  |                 |                |             | Pressure; W/O A.C. ....                                  | 70206           |                |             |
| <b>V-8 350 ENG.</b>                                      |                 |                |             | Return .....   |                 | ★24"           |             |
| Pressure; Eng. VIN R .....                               | 80116           |                |             | <b>1969</b>  |                 |                |             |
| Pressure; Eng. VIN X .....                               | 70265           |                |             | <b>V-8 400 ENG.; V-8 428 ENG.</b>                        |                 |                |             |
| Return; Eng. VIN R, X .....                              | ☞70551          | ★20"           | 39135       | Pressure; W/A.C. ....                                    | 70242           |                |             |
|  |                 |                |             | Pressure; W/O A.C. ....                                  | 70206           |                |             |
| <b>V-8 403 ENG.</b>                                      |                 |                |             | Return .....   |                 | ★24"           |             |
| Pressure .....   | 80116           |                |             | <b>1968</b>  |                 |                |             |
| Return .....   | ☞70551          | ★20"           | 39135       | <b>V-8 400 ENG.; V-8 428 ENG.</b>                        |                 |                |             |
|  |                 |                |             | Pressure .....   | 70242           |                |             |
| <b>1977</b>  |                 |                |             |  |                 |                |             |
| <b>V-6 231 ENG.</b>                                      |                 |                |             |  |                 |                |             |
| Pressure; W/A.P. ....                                    | 80137           |                |             |  |                 |                |             |
| Pressure; W/O A.P. ....                                  | 70247           |                |             |  |                 |                |             |

**SYSTEM PUMP & GEAR IDENT.**

**SYSTEM & COMPONENT IDENT.**

**PASS. CARS**

**LIGHT TRUCKS**

**MEDIUM/HEAVY TRUCKS**

**BUSES**

**HOSE NUMERICAL**

**REPAIR KITS**

**KIT NUMERICAL**

**ILLUSTRATIONS**

\* Cut From C.P.E. 3/8" I.D. Hose: 71350 (48"), 81352 (25").  
 † Cut From S.A.E. 11/32" I.D. Hose: 80062 (12"), 80063 (24"), 80064 (36"), 81353 (25").  
 ★ Cut From S.A.E. 3/8" I.D. Hose: 71224 (24"), 71236 (36"), 71206 (48"), 81206 (25"). May Also Use 3/8" C.P.E.  
 ♣ Cut From S.A.E. 5/8" I.D. Hose: 71351 (36").  
 □ Cut From 1/2" I.D. Suction Hose: 71296 (36"), 81354 (10').  
 ♠ Cut From 5/8" I.D. Suction Hose: 71207 (42"), 81355 (10').  
 ✱ Cut From 3/4" I.D. Suction Hose: 71297 (36"), 81356 (10').  
 ☆ See Page A14 For Pump or Gear Identification.

② Two Required.  
 ③ Three Required.  
 ④ Four Required.  
 ☞ Cut To Fit.  
 ⬤ Replaces Both Upper and Lower Hose.  
 ▲ 252660 Adaptor Required For Some Models.  
 ♣ See Page A6 For Installation Procedure.

# Power Steering Hose for Passenger Cars

|                                      | Application                                     | Assembly Number | Multi-Use Hose | End Fitting | Application                         | Assembly Number | Multi-Use Hose | End Fitting |
|--------------------------------------|---|-----------------|----------------|-------------|-------------------------------------|-----------------|----------------|-------------|
| <b>SYSTEM PUMP &amp; GEAR IDENT.</b> | <b>PONTIAC - Continued</b>                      |                 |                |             | <b>PONTIAC - Continued</b>          |                 |                |             |
|                                      | <b>CATALINA - Continued</b>                     |                 |                |             | <b>FIREBIRD - Continued</b>         |                 |                |             |
|                                      | <b>1968 - Continued</b>                         |                 |                |             | <b>1994-1993 - Continued</b>        |                 |                |             |
|                                      | <b>V-8 400 ENG.; V-8 428 ENG. - Continued</b>   |                 |                |             | <b>V-8 5.7 L ENG.</b>               |                 |                |             |
|                                      | Return .....                                    | ≠80154          | ★24"           | 39859       | Pressure .....                      | 71797           |                |             |
| <b>SYSTEM &amp; COMPONENT IDENT.</b> | <b>1967</b>                                     |                 |                |             | Return .....                        | 91803           |                |             |
|                                      | <b>V-8 400 ENG.; V-8 428 ENG.</b>               |                 |                |             | <b>1992-1990</b>                    |                 |                |             |
|                                      | Pressure .....                                  | 70235           |                |             | <b>V-6 3.1 L ENG.</b>               |                 |                |             |
|                                      | Return .....                                    | ≠80154          | ★18"           | 39859       | Pressure .....                      | 71422           |                |             |
|                                      | <b>1966-1964</b>                                |                 |                |             | Return - Cooler To Pump .....       |                 | ★14"           |             |
|                                      | <b>V-8 389 ENG.; V-8 421 ENG.</b>               |                 |                |             | Return - From Gear; W/Cooler .....  | 91959           |                |             |
|                                      | Return .....                                    | ≠70177          | ★24"           | 39859       | <b>V-8 5.0 L ENG.</b>               |                 |                |             |
| <b>PASS. CARS</b>                    | <b>1963-1961</b>                                |                 |                |             | Pressure; Eng. VIN E; W/A.C. ....   | 71422           |                |             |
|                                      | <b>V-8 389 ENG.; V-8 421 ENG.</b>               |                 |                |             | Pressure; Eng. VIN E; W/O A.C. .... | 71094           |                |             |
|                                      | Return .....                                    |                 | ★27"           | 39859       | Pressure; Eng. VIN F. ....          | 71094           |                |             |
|                                      | <b>1960-1959</b>                                |                 |                |             | Return - Cooler To Pump .....       |                 | ★10"           |             |
|                                      | <b>V-8 389 ENG.</b>                             |                 |                |             | Return - From Gear; W/Cooler .....  | 91959           |                |             |
|                                      | Return .....                                    |                 | ★27"           | 39859       | <b>V-8 5.7 L ENG.</b>               |                 |                |             |
| <b>LIGHT TRUCKS</b>                  | <b>EXECUTIVE</b>                                |                 |                |             | Pressure .....                      | 71094           |                | ★10"        |
|                                      | <b>1970</b>                                     |                 |                |             | Return - Cooler To Pump .....       | 91959           |                |             |
|                                      | <b>V-8 350 ENG.; V-8 400 ENG.; V-8 455 ENG.</b> |                 |                |             | Return - From Gear; W/Cooler .....  |                 |                |             |
|                                      | Pressure .....                                  | 70206           |                |             | <b>1989</b>                         |                 |                |             |
|                                      | Return .....                                    |                 | ★24"           |             | <b>V-6 2.8 L ENG.</b>               |                 |                |             |
| <b>MEDIUM/HEAVY TRUCKS</b>           | <b>1969</b>                                     |                 |                |             | Pressure .....                      | 71422           |                | ★14"        |
|                                      | <b>V-8 400 ENG.; V-8 428 ENG.</b>               |                 |                |             | Return - Cooler To Pump .....       | 91959           |                |             |
|                                      | Pressure .....                                  | 70206           |                |             | Return - From Gear; W/Cooler .....  |                 |                |             |
|                                      | Return .....                                    |                 | ★24"           |             | <b>V-6 3.8 L ENG.</b>               |                 |                |             |
|                                      | <b>1968</b>                                     |                 |                |             | Pressure .....                      | 70423           |                | ★17"        |
|                                      | <b>V-8 400 ENG.; V-8 428 ENG.</b>               |                 |                |             | Return - Cooler To Pump .....       |                 |                |             |
|                                      | Pressure .....                                  | 70206           |                |             | <b>V-8 5.0 L ENG.</b>               |                 |                |             |
|                                      | Return .....                                    | ≠80154          | ★24"           | 39859       | Pressure; Eng. VIN E; W/A.C. ....   | 71422           |                |             |
| <b>BUSES</b>                         | <b>1967</b>                                     |                 |                |             | Pressure; Eng. VIN E; W/O A.C. .... | 71094           |                |             |
|                                      | <b>V-8 389 ENG.; V-8 400 ENG.; V-8 428 ENG.</b> |                 |                |             | Pressure; Eng. VIN F. ....          | 71094           |                |             |
|                                      | Pressure .....                                  | 70235           |                |             | Return - Cooler To Pump .....       |                 | ★10"           |             |
|                                      | Return .....                                    | ≠80154          | ★18"           | 39859       | Return - From Gear; W/Cooler .....  | 91959           |                |             |
|                                      | <b>1966</b>                                     |                 |                |             | <b>V-8 5.7 L ENG.</b>               |                 |                |             |
|                                      | <b>V-8 400 ENG.; V-8 428 ENG.</b>               |                 |                |             | Pressure .....                      | 71094           |                | ★10"        |
|                                      | Pressure .....                                  | 70206           |                |             | Return - Cooler To Pump .....       |                 |                |             |
|                                      | Return .....                                    | ≠80154          | ★24"           | 39859       | Return - From Gear; W/Cooler .....  |                 |                |             |
|                                      | <b>1965</b>                                     |                 |                |             | <b>1988</b>                         |                 |                |             |
|                                      | <b>V-8 389 ENG.; V-8 400 ENG.; V-8 428 ENG.</b> |                 |                |             | <b>V-6 2.8 L ENG.</b>               |                 |                |             |
|                                      | Pressure .....                                  | 70235           |                |             | Pressure .....                      | 71422           |                | ★14"        |
|                                      | Return .....                                    | ≠80154          | ★18"           | 39859       | Return - Cooler To Pump .....       |                 |                |             |
|                                      | <b>1964</b>                                     |                 |                |             | Return - From Gear; W/Cooler .....  | 91959           |                |             |
|                                      | <b>V-8 389 ENG.; V-8 400 ENG.; V-8 428 ENG.</b> |                 |                |             | <b>V-8 5.0 L ENG.</b>               |                 |                |             |
|                                      | Pressure .....                                  | 70235           |                |             | Pressure; Eng. VIN E; W/A.C. ....   | 71422           |                |             |
|                                      | Return .....                                    | ≠80154          | ★18"           | 39859       | Pressure; Eng. VIN E; W/O A.C. .... | 71094           |                |             |
|                                      | <b>1963</b>                                     |                 |                |             | Pressure; Eng. VIN F. ....          | 71094           |                |             |
|                                      | <b>V-6 3.4 L ENG.</b>                           |                 |                |             | Return - Cooler To Pump .....       |                 | ★10"           |             |
|                                      | Pressure .....                                  | 71796           |                |             | Return - From Gear; W/Cooler .....  | 91959           |                |             |
|                                      | Return .....                                    | 80047           |                |             | <b>V-8 5.7 L ENG.</b>               |                 |                |             |
| <b>REPAIR KITS</b>                   | <b>V-6 3.8 L ENG.</b>                           |                 |                |             | Pressure .....                      | 71094           |                | ★10"        |
|                                      | Pressure .....                                  | 80048           |                |             | Return - Cooler To Pump .....       |                 |                |             |
|                                      | Return .....                                    | 80187           |                |             | Return - From Gear; W/Cooler .....  | 91959           |                |             |
|                                      | <b>V-8 5.7 L ENG.</b>                           |                 |                |             | <b>1987</b>                         |                 |                |             |
|                                      | Pressure .....                                  | 71797           |                |             | <b>V-6 2.8 L ENG.</b>               |                 |                |             |
|                                      | Return .....                                    | 91803           |                |             | Pressure .....                      | 71275           |                | ★14"        |
|                                      | <b>1994-1993</b>                                |                 |                |             | Return .....                        |                 |                |             |
|                                      | <b>V-6 3.4 L ENG.</b>                           |                 |                |             |                                     |                 |                |             |
|                                      | Pressure .....                                  | 71796           |                |             |                                     |                 |                |             |
|                                      | Return .....                                    | 80047           |                |             |                                     |                 |                |             |

\* Cut From C.P.E. 3/8" I.D. Hose: 71350 (48"), 81352 (25").  
 † Cut From S.A.E. 11/32" I.D. Hose: 80062 (12"), 80063 (24"), 80064 (36"), 81353 (25").  
 ★ Cut From S.A.E. 3/8" I.D. Hose: 71224 (24"), 71236 (36"), 71206 (48"), 81206 (25"). May Also Use 3/8" C.P.E.  
 † Cut From S.A.E. 5/8" I.D. Hose: 71351 (36").  
 □ Cut From 1/2" I.D. Suction Hose: 71296 (36"), 81354 (10').  
 † Cut From 5/8" I.D. Suction Hose: 71207 (42"), 81355 (10').  
 \* Cut From 3/4" I.D. Suction Hose: 71297 (36"), 81356 (10').  
 ☆ See Page A14 For Pump or Gear Identification.

② Two Required.  
 ③ Three Required.  
 ④ Four Required.  
 † Cut To Fit.  
 \* Replaces Both Upper and Lower Hose.  
 † 252660 Adaptor Required For Some Models.  
 † See Page A6 For Installation Procedure.

# Power Steering Hose for Passenger Cars

| Application  | Assembly Number | Multi-Use Hose | End Fitting | Application  | Assembly Number | Multi-Use Hose | End Fitting |
|--|-----------------|----------------|-------------|--|-----------------|----------------|-------------|
| <b>PONTIAC - Continued</b>                         |                 |                |             | <b>PONTIAC - Continued</b>                               |                 |                |             |
| <b>FIREBIRD - Continued</b>                        |                 |                |             | <b>FIREBIRD - Continued</b>                              |                 |                |             |
| <b>1987 - Continued</b>                            |                 |                |             | <b>1984-1983 - Continued</b>                             |                 |                |             |
| <b>V-8 5.0 L ENG.</b>                              |                 |                |             | <b>V-8 5.0 L ENG.</b>                                    |                 |                |             |
| Pressure; W/Fuel Inj. ....                         | 71122           |                |             | Pressure .....   | 71122           |                |             |
| Pressure - From Pump; W/O Fuel Inj.; W/A.C. ....   | 70403           |                |             | Return - Cooler To Pump .....                            |                 | *15"           |             |
| Pressure - From Pump; W/O Fuel Inj.; W/O A.C. .... | 71122           |                |             | Return - From Gear; W/Cooler .....                       | 91959           |                |             |
| Pressure - To Gear; W/O Fuel Inj. ....             | 39138           |                | *12"        | <b>1982</b>  |                 |                |             |
| Return - Cooler To Pump .....                      |                 |                |             | <b>4-CYL. 2.5 L ENG.</b>                                 |                 |                |             |
| Return - From Gear; W/Cooler .....                 | 91959           |                |             | Pressure - From Pump; W/A.C. ....                        | 71222           |                |             |
| <b>V-8 5.7 L ENG.</b>                              |                 |                |             | Pressure - From Pump; W/O A.C. ....                      | 71221           |                |             |
| Pressure .....                                     | 71122           |                |             | Reservoir .....  |                 | ✱              | *13"        |
| Return - Cooler To Pump .....                      |                 |                | *12"        | Return .....   |                 |                |             |
| Return - From Gear; W/Cooler .....                 | 91959           |                |             | <b>V-6 2.8 L ENG.</b>                                    |                 |                |             |
| <b>1986</b>  |                 |                |             | Pressure; W/A.C.; Early; 1-Piece Hose..                  | 71074           |                |             |
| <b>4-CYL. 2.5 L ENG.</b>                           |                 |                |             | Pressure; W/O A.C. ....                                  | 71074           |                |             |
| Pressure - From Pump .....                         | 71222           |                |             | Pressure - Pump To Tee; W/A.C.; Late; 2-Piece Hose ..... | 71220           |                |             |
| Reservoir .....                                    |                 | ✱              | *13"        | Pressure - Tee To Gear; W/A.C.; Late..                   | 71318           |                | *17"        |
| Return - To Pump .....                             |                 |                |             | Return .....   |                 |                |             |
| <b>V-6 2.8 L ENG.</b>                              |                 |                |             | <b>V-8 5.0 L ENG.</b>                                    |                 |                |             |
| Pressure - From Pump .....                         | 71275           |                |             | Pressure .....   | 71122           |                | *15"        |
| Pressure - To Gear .....                           | 71318           |                |             | Return - Cooler To Pump .....                            |                 |                |             |
| Return - To Pump .....                             |                 |                | *14"        | Return - From Gear; W/Cooler .....                       | 91959           |                |             |
| <b>V-8 5.0 L ENG.</b>                              |                 |                |             | <b>1981</b>  |                 |                |             |
| Pressure; W/Fuel Inj. ....                         | 71122           |                |             | <b>V-6 3.8 L ENG.</b>                                    |                 |                |             |
| Pressure - From Pump; W/O Fuel Inj.; W/A.C. ....   | 70403           |                |             | Pressure .....   | 71072           |                | *18"        |
| Pressure - From Pump; W/O Fuel Inj.; W/O A.C. .... | 71122           |                |             | Return .....   |                 |                | 39106       |
| Pressure - To Gear; W/O Fuel Inj. ....             | 39138           |                | *12"        | <b>V-8 4.3 L ENG.; V-8 4.9 L ENG.</b>                    |                 |                |             |
| Return - Cooler To Pump .....                      |                 |                |             | Pressure .....   | 71043           |                | *18"        |
| Return - From Gear; W/Cooler .....                 | 91959           |                |             | Return .....   |                 |                | 39107       |
| <b>1985</b>  |                 |                |             | <b>V-8 4.4 L ENG. (CANADA); V-8 5.0 L ENG.</b>           |                 |                |             |
| <b>4-CYL. 2.5 L ENG.</b>                           |                 |                |             | Pressure .....   | 71122           |                | *18"        |
| Pressure - From Pump; W/A.C. ....                  | 71222           |                |             | Return .....   |                 |                | 39107       |
| Pressure - From Pump; W/O A.C. ....                | 71221           |                |             | <b>1980</b>  |                 |                |             |
| Reservoir .....                                    |                 | ✱              | *13"        | <b>V-6 3.8 L ENG.</b>                                    |                 |                |             |
| Return .....                                       |                 |                |             | Pressure .....   | 71072           |                | *18"        |
| <b>V-6 2.8 L ENG.</b>                              |                 |                |             | Return .....   |                 |                | 39107       |
| Pressure; W/O A.C. ....                            | 71272           |                |             | <b>V-8 4.3 L ENG.</b>                                    |                 |                |             |
| Pressure - Pump To Tee; W/A.C. ....                | 71275           |                |             | Pressure .....   | 71043           |                | *18"        |
| Pressure - Tee To Gear; W/A.C. ....                | 71318           |                | *17"        | Return .....   |                 |                | 39106       |
| Return .....                                       |                 |                |             | <b>V-8 4.9 L ENG.</b>                                    |                 |                |             |
| <b>V-8 5.0 L ENG.</b>                              |                 |                |             | Pressure .....   | 71043           |                | *12"        |
| Pressure .....                                     | 71122           |                | *12"        | Return .....   |                 |                | 39107       |
| Return - Cooler To Pump .....                      |                 |                |             | <b>V-8 5.0 L ENG.</b>                                    |                 |                |             |
| Return - From Gear; W/Cooler .....                 | 91959           |                |             | Pressure .....   | 71122           |                | *18"        |
| <b>1984-1983</b>                                   |                 |                |             | Return .....   |                 |                |             |
| <b>4-CYL. 2.5 L ENG.</b>                           |                 |                |             | <b>1979</b>  |                 |                |             |
| Pressure - From Pump; W/A.C. ....                  | 71222           |                |             | <b>V-6 231 ENG.</b>                                      |                 |                |             |
| Pressure - From Pump; W/O A.C. ....                | 71221           |                |             | Pressure; W/A.P. ....                                    | 80116           |                |             |
| Reservoir .....                                    |                 | ✱              | *13"        | Pressure; W/O A.P. ....                                  | 70247           |                |             |
| Return .....                                       |                 |                |             | Return .....   |                 |                | *           |
| <b>V-6 2.8 L ENG.</b>                              |                 |                |             | <b>V-8 301 ENG.</b>                                      |                 |                |             |
| Pressure; W/O A.C. ....                            | 71074           |                |             | Pressure .....   | 80116           |                | *15"        |
| Pressure - Pump To Tee; W/A.C. ....                | 71220           |                |             | Return .....   | ✱70177          |                | 39859       |
| Pressure - Tee To Gear; W/A.C. ....                | 71318           |                | *18"        | <b>V-8 305 ENG.; V-8 350 ENG.</b>                        |                 |                |             |
| Return; W/O A.C. ....                              |                 |                | *18"        | Pressure .....   | 80116           |                | *20"        |
| Return - Pump To Tee; W/A.C. ....                  |                 |                | *18"        | Return .....   | ✱70551          |                | 39135       |

\* Cut From C.P.E. 3/8" I.D. Hose: 71350 (48"), 81352 (25').  
 † Cut From S.A.E. 11/32" I.D. Hose: 80062 (12"), 80063 (24"), 80064 (36"), 81353 (25').  
 ★ Cut From S.A.E. 3/8" I.D. Hose: 71224 (24"), 71236 (36"), 71206 (48"), 81206 (25'). May Also Use 3/8" C.P.E.  
 ✱ Cut From S.A.E. 5/8" I.D. Hose: 71351 (36").  
 □ Cut From 1/2" I.D. Suction Hose: 71296 (36"), 81354 (10').  
 ✧ Cut From 5/8" I.D. Suction Hose: 71207 (42"), 81355 (10').  
 ✨ Cut From 3/4" I.D. Suction Hose: 71297 (36"), 81356 (10').  
 ☆ See Page A14 For Pump or Gear Identification.

Ⓜ Two Required.  
 Ⓝ Three Required.  
 Ⓞ Four Required.  
 ✱ Cut To Fit.  
 ✧ Replaces Both Upper and Lower Hose.  
 ▲ 252660 Adaptor Required For Some Models.  
 ✱ See Page A6 For Installation Procedure.

SYSTEM PUMP & GEAR IDENT.

SYSTEM & COMPONENT IDENT.

PASS. CARS

LIGHT TRUCKS

MEDIUM/HEAVY TRUCKS

BUSES

HOSE NUMERICAL

REPAIR KITS

KIT NUMERICAL

ILLUSTRATIONS

# Power Steering Hose for Passenger Cars

|                                      | Application                       | Assembly Number | Multi-Use Hose | End Fitting | Application                                     | Assembly Number | Multi-Use Hose | End Fitting |
|--------------------------------------|-----------------------------------|-----------------|----------------|-------------|---|-----------------|----------------|-------------|
| <b>SYSTEM PUMP &amp; GEAR IDENT.</b> | <b>PONTIAC - Continued</b>        |                 |                |             | <b>PONTIAC - Continued</b>                      |                 |                |             |
|                                      | <b>FIREBIRD - Continued</b>       |                 |                |             | <b>FIREBIRD - Continued</b>                     |                 |                |             |
|                                      | <b>1979 - Continued</b>           |                 |                |             | <b>1975 - Continued</b>                         |                 |                |             |
| <b>SYSTEM &amp; COMPONENT IDENT.</b> | <b>V-8 400 ENG.</b>               |                 |                |             | <b>6-CYL. 250 ENG. - Continued</b>              |                 |                |             |
|                                      | Pressure .....                    | 70260           |                |             | Pressure; W/O A.C. ....                         | 70273           |                |             |
|                                      | Return .....                      | ✗70177          | ★15"           | 39859       | Return .....                                    | ✗70629          | ★22"           | 39859       |
|                                      | <b>V-8 403 ENG.</b>               |                 |                |             | <b>V-8 350 ENG.; V-8 400 ENG.; V-8 455 ENG.</b> |                 |                |             |
|                                      | Pressure .....                    | 80116           |                |             | Pressure .....                                  | 70260           |                |             |
|                                      | Return .....                      | ✗70177          | ★15"           | 39859       | Return .....                                    | ✗70629          | ★20"           | 39859       |
|                                      | <b>1978</b>                       |                 |                |             | <b>1974-1973</b>                                |                 |                |             |
|                                      | <b>V-6 231 ENG.</b>               |                 |                |             | <b>6-CYL. 250 ENG.</b>                          |                 |                |             |
|                                      | Pressure; W/A.P. ....             | 80116           |                |             | Pressure .....                                  | 71058           |                |             |
|                                      | Pressure; W/O A.P. ....           | 70247           |                |             | Return .....                                    | ✗70629          | ★22"           | 39859       |
| <b>PASS. CARS</b>                    | Return; W/A.P. ....               | ✗70629          | ★14"           | 39859       | <b>V-8 350 ENG.; V-8 400 ENG.; V-8 455 ENG.</b> |                 |                |             |
|                                      | Return; W/O A.P. ....             | ✗70177          | ★20"           | 39135       | Pressure .....                                  | 70260           |                |             |
|                                      | <b>V-8 305 ENG.; V-8 350 ENG.</b> |                 |                |             | Return .....                                    | ✗70629          | ★20"           | 39859       |
|                                      | Pressure .....                    | 80116           |                |             | <b>1972-1971</b>                                |                 |                |             |
|                                      | Return .....                      | ✗70551          | ★20"           | 39135       | <b>6-CYL. 250 ENG.</b>                          |                 |                |             |
|                                      | <b>V-8 400 ENG.</b>               |                 |                |             | Pressure .....                                  | 71058           |                |             |
|                                      | Pressure .....                    | 70260           |                |             | Return .....                                    | ✗70177          | ★22"           | 39859       |
| <b>LIGHT TRUCKS</b>                  | Return .....                      | ✗70177          | ★12"           | 39859       | <b>V-8 350 ENG.; V-8 400 ENG.; V-8 455 ENG.</b> |                 |                |             |
|                                      | <b>V-8 403 ENG.</b>               |                 |                |             | Pressure .....                                  | 70260           |                |             |
|                                      | Pressure .....                    | 80116           |                |             | Return .....                                    | ✗70177          | ★20"           | 39859       |
|                                      | Return .....                      | ✗70551          | ★20"           | 39135       | <b>1970</b>                                     |                 |                |             |
|                                      | <b>1977</b>                       |                 |                |             | <b>6-CYL. 250 ENG.</b>                          |                 |                |             |
|                                      | <b>V-6 231 ENG.</b>               |                 |                |             | Pressure .....                                  | 71058           |                |             |
|                                      | Pressure; W/A.P. ....             | 80116           |                |             | Return .....                                    | ✗70177          | ★22"           | 39859       |
|                                      | Pressure; W/O A.P. ....           | 70247           |                |             | <b>V-8 350 ENG.; V-8 400 ENG.</b>               |                 |                |             |
|                                      | Return; W/A.P. ....               | ✗70177          | ★14"           | 39859       | Pressure .....                                  | 70265           |                |             |
|                                      | Return; W/O A.P. ....             | ✗70177          | ★16"           | 39859       | Return .....                                    |                 | ★22"           |             |
|                                      | <b>V-8 301 ENG.; V-8 403 ENG.</b> |                 |                |             | <b>1969-1968</b>                                |                 |                |             |
|                                      | Pressure .....                    | 80116           |                |             | <b>6-CYL. 250 ENG.</b>                          |                 |                |             |
|                                      | Return .....                      | ✗70177          | ★14"           | 39859       | Pressure .....                                  | 70225           |                |             |
|                                      | <b>V-8 305 ENG.</b>               |                 |                |             | Return .....                                    | ✗70629          | ★22"           | 39859       |
|                                      | Pressure .....                    | 80116           |                |             | <b>V-8 350 ENG.; V-8 400 ENG.</b>               |                 |                |             |
|                                      | Return .....                      | ✗70551          | ★15"           | 39135       | Pressure .....                                  | 70235           |                |             |
|                                      | <b>V-8 350 ENG.</b>               |                 |                |             | Return .....                                    |                 | ★18"           |             |
|                                      | Pressure .....                    | 70260           |                |             | <b>1967</b>                                     |                 |                |             |
|                                      | Return; Eng. VIN P .....          | ✗70518          | ★14"           | 39859       | <b>6-CYL. 230 ENG.</b>                          |                 |                |             |
|                                      | Return; Eng. VIN R .....          | ✗70177          | ★14"           | 39859       | Pressure .....                                  | 70225           |                |             |
|                                      | <b>V-8 400 ENG.</b>               |                 |                |             | Return .....                                    | ✗70629          | ★18"           | 39859       |
|                                      | Pressure .....                    | 70260           |                |             | <b>V-8 326 ENG.; V-8 400 ENG.</b>               |                 |                |             |
|                                      | Return .....                      | ✗70177          | ★14"           | 39859       | Pressure .....                                  | 70235           |                |             |
|                                      | <b>1976</b>                       |                 |                |             | Return .....                                    | ✗80154          | ★18"           | 39859       |
|                                      | <b>6-CYL. 250 ENG.</b>            |                 |                |             | <b>GRAND AM</b>                                 |                 |                |             |
|                                      | Pressure; W/A.P. ....             | 80133           |                |             | <b>1995</b>                                     |                 |                |             |
|                                      | Pressure; W/O A.P. ....           | 80132           |                |             | <b>4-CYL. 2.3 L ENG.</b>                        |                 |                |             |
|                                      | Return .....                      | ✗70629          | ★12"           | 39859       | Pressure .....                                  | 80041           |                |             |
|                                      | <b>V-8 350 ENG.; V-8 400 ENG.</b> |                 |                |             | Return - From Gear .....                        | 71413           |                |             |
|                                      | Pressure .....                    | 70260           |                |             | <b>V-6 3.1 L ENG.</b>                           |                 |                |             |
|                                      | Return .....                      | ✗70629          | ★16"           | 39859       | Pressure - From Pump; W/Electronic              |                 |                |             |
|                                      | <b>V-8 455 ENG.</b>               |                 |                |             | Variable Assist; W/Alt. Cool. Duct              |                 |                |             |
|                                      | Pressure .....                    | 70260           |                |             | (KC2) .....                                     | 80304           |                |             |
|                                      | Return .....                      | ✗70629          | ★20"           | 39859       |   |                 |                |             |
|                                      | <b>1975</b>                       |                 |                |             |   |                 |                |             |
|                                      | <b>6-CYL. 250 ENG.</b>            |                 |                |             |   |                 |                |             |
|                                      | Pressure; W/A.C.; W/A.P. ....     | 80133           |                |             |   |                 |                |             |
|                                      | Pressure; W/A.C.; W/O A.P. ....   | 80132           |                |             |   |                 |                |             |

**ILLUSTRATIONS**

\* Cut From C.P.E. 3/8" I.D. Hose: 71350 (48"), 81352 (25").  
 † Cut From S.A.E. 11/32" I.D. Hose: 80062 (12"), 80063 (24"), 80064 (36"), 81353 (25").  
 ★ Cut From S.A.E. 3/8" I.D. Hose: 71224 (24"), 71236 (36"), 71206 (48"), 81206 (25"). May Also Use 3/8" C.P.E.  
 ❖ Cut From S.A.E. 5/8" I.D. Hose: 71351 (36").  
 □ Cut From 1/2" I.D. Suction Hose: 71296 (36"), 81354 (10').  
 ❖ Cut From 5/8" I.D. Suction Hose: 71207 (42"), 81355 (10').  
 ✱ Cut From 3/4" I.D. Suction Hose: 71297 (36"), 81356 (10').  
 ☆ See Page A14 For Pump or Gear Identification.

② Two Required.  
 ③ Three Required.  
 ④ Four Required.  
 ✗ Cut To Fit.  
 ⬤ Replaces Both Upper and Lower Hose.  
 ▲ 252660 Adaptor Required For Some Models.  
 ❖ See Page A6 For Installation Procedure.



# Power Steering Hose for Passenger Cars

| Application  | Assembly Number | Multi-Use Hose | End Fitting | Application                          | Assembly Number | Multi-Use Hose | End Fitting |
|--|-----------------|----------------|-------------|--------------------------------------|-----------------|----------------|-------------|
| <b>PONTIAC - Continued</b>   |                 |                |             | <b>PONTIAC - Continued</b>           |                 |                |             |
| <b>GRAND AM - Continued</b>  |                 |                |             | <b>GRAND AM - Continued</b>          |                 |                |             |
| <b>1995 - Continued</b>  |                 |                |             | <b>1991</b>                          |                 |                |             |
| <b>V-6 3.1 L ENG. - Continued</b>  |                 |                |             | <b>4-CYL. 2.3 L ENG.</b>             |                 |                |             |
| Pressure - From Pump; W/Electronic Variable Assist; W/O Alt. Cool. Duct (KC2) .....  | 80303           |                |             | Pressure .....                       | 71795           |                |             |
| Pressure - From Pump; W/O Electronic Variable Assist; W/Alt. Cool. Duct (KC2) .....  | 91957           |                |             | Return .....                         | 71413           |                |             |
| Pressure - From Pump; W/O Electronic Variable Assist; W/O Alt. Cool. Duct..  | 80224           |                |             | <b>4-CYL. 2.5 L ENG.</b>             |                 |                |             |
| Pressure - To Gear .....   | 71780           |                |             | Pressure .....                       | 71410           |                |             |
| Return - From Gear; W/Alt. Cool. Duct (KC2) .....  | 80042           |                |             | Return .....                         | ≧70442          |                |             |
| Return - From Gear; W/O Alt. Cool. Duct (KC2) .....  | ≧70442          |                |             | <b>1990</b>                          |                 |                |             |
| <b>1994</b>  |                 |                |             | <b>4-CYL. 2.3 L ENG.</b>             |                 |                |             |
| <b>4-CYL. 2.3 L ENG.</b>   |                 |                |             | Pressure .....                       | 71431           |                |             |
| Pressure; W/Auto. Trans. ....  | 80040           |                |             | Return .....                         | 71413           |                |             |
| Pressure; W/Man. Trans.; W/Electronic Variable Assist; Pressure fitting of pump is equipped with an electronic sender on vehicles with variable assist. .... | 80044           |                |             | <b>4-CYL. 2.5 L ENG.</b>             |                 |                |             |
| Pressure; W/Man. Trans.; W/O Electronic Variable Assist .....  | 80040           |                |             | Pressure .....                       | 71410           |                |             |
| Return .....   | 71413           |                |             | Return .....                         | ≧70442          |                |             |
| <b>V-6 3.1 L ENG.</b>  |                 |                |             | <b>1989</b>                          |                 |                |             |
| Pressure - From Pump .....   | 80224           |                |             | <b>4-CYL. 2.0 L ENG.</b>             |                 |                |             |
| Pressure - To Gear .....   | 71780           |                |             | Pressure .....                       | 71400           |                |             |
| Return; W/O Cooler .....   | ≧70442          |                |             | Reservoir .....                      | 80163           |                |             |
| Return - Cooler To Pump .....  |                 | *36"           |             | Return .....                         | 70410           |                |             |
| Return - Gear To Cooler .....  | ≧70442          |                |             | <b>4-CYL. 2.3 L ENG.</b>             |                 |                |             |
| <b>1993</b>  |                 |                |             | Pressure .....                       | 71403           |                |             |
| <b>4-CYL. 2.3 L ENG.</b>   |                 |                |             | Return .....                         | 71413           |                |             |
| Pressure; W/Electronic Variable Assist; Pressure fitting of pump is equipped with an electronic sender on vehicles with variable assist. ....                | 71785           |                |             | <b>4-CYL. 2.5 L ENG.</b>             |                 |                |             |
| Pressure; W/O Electronic Variable Assist .....   | 71793           |                |             | Pressure .....                       | 71410           |                |             |
| Return .....   | 71413           |                |             | Return .....                         | ≧70442          |                |             |
| <b>V-6 3.3 L ENG.</b>  |                 |                |             | <b>1988</b>                          |                 |                |             |
| Pressure - From Pump .....   | 80227           |                |             | <b>4-CYL. 2.0 L ENG.</b>             |                 |                |             |
| Pressure - To Gear .....   | 71800           |                |             | Pressure; Early .....                | 71271           |                |             |
| Return - Cooler To Pump .....  |                 | *26"           |             | Pressure; Late .....                 | 71406           |                |             |
| Return - Gear To Cooler .....  | ≧70442          |                |             | Reservoir .....                      | 80163           |                |             |
| <b>1992</b>  |                 |                |             | Return - Cooler To Reservoir .....   |                 | *36"           |             |
| <b>4-CYL. 2.3 L ENG.</b>   |                 |                |             | Return - Gear To Cooler .....        | 91649           |                |             |
| Pressure; W/Electronic Variable Assist; Pressure fitting of pump is equipped with an electronic sender on vehicles with variable assist. ....                | 71785           |                |             | <b>4-CYL. 2.3 L ENG.</b>             |                 |                |             |
| Pressure; W/O Electronic Variable Assist .....   | 71793           |                |             | Pressure .....                       | 71401           |                |             |
| Return .....   | 71413           |                |             | Return .....                         | 71413           |                |             |
| <b>V-6 3.3 L ENG.</b>  |                 |                |             | <b>4-CYL. 2.5 L ENG.</b>             |                 |                |             |
| Pressure - From Pump .....   | 80227           |                |             | Pressure - From Pump .....           | 71407           |                |             |
| Pressure - To Gear .....   | 71800           |                |             | Return; W/O Cooler .....             | ≧70442          |                |             |
| Return - Cooler To Pump .....  |                 | *26"           |             | Return - Cooler To Reservoir .....   |                 | *              |             |
| Return - Cooler Tube; W/Cooler .....   | 91938           |                |             | Return - Gear To Cooler .....        | 91649           |                |             |
| Return - Gear To Cooler .....  | 91649           |                |             | <b>1987</b>                          |                 |                |             |
|  |                 |                |             | <b>4-CYL. 2.0 L ENG.</b>             |                 |                |             |
|  |                 |                |             | Pressure .....                       | 71271           |                |             |
|  |                 |                |             | Reservoir .....                      | 80163           |                |             |
|  |                 |                |             | Return - Cooler To Reservoir .....   |                 | *36"           |             |
|  |                 |                |             | Return - Gear To Cooler .....        | 91649           |                |             |
|  |                 |                |             | <b>4-CYL. 2.5 L ENG.</b>             |                 |                |             |
|  |                 |                |             | Pressure - From Pump .....           | 71407           |                |             |
|  |                 |                |             | Return; W/O Cooler .....             | ≧70442          |                |             |
|  |                 |                |             | Return - Cooler To Reservoir .....   |                 | *24"           |             |
|  |                 |                |             | Return - Gear To Cooler .....        | 91649           |                |             |
|  |                 |                |             | <b>V-6 3.0 L ENG.</b>                |                 |                |             |
|  |                 |                |             | Pressure - To Gear .....             | 71271           |                |             |
|  |                 |                |             | Return - Cooler To Reservoir .....   |                 | *              |             |
|  |                 |                |             | Return - Cooler Tube; W/Cooler ..... | 91938           |                |             |
|  |                 |                |             | Return - Gear To Cooler .....        | 91649           |                |             |

|                           |
|---------------------------|
| SYSTEM PUMP & GEAR IDENT. |
| SYSTEM & COMPONENT IDENT. |
| PASS. CARS                |
| LIGHT TRUCKS              |
| MEDIUM/HEAVY TRUCKS       |
| BUSES                     |
| HOSE NUMERICAL            |
| REPAIR KITS               |
| KIT NUMERICAL             |
| ILLUSTRATIONS             |

\* Cut From C.P.E. 3/8" I.D. Hose: 71350 (48"), 81352 (25').  
 † Cut From S.A.E. 11/32" I.D. Hose: 80062 (12"), 80063 (24"), 80064 (36"), 81353 (25').  
 ★ Cut From S.A.E. 3/8" I.D. Hose: 71224 (24"), 71236 (36"), 71206 (48"), 81206 (25'). May Also Use 3/8" C.P.E.  
 ♣ Cut From S.A.E. 5/8" I.D. Hose: 71351 (36").  
 □ Cut From 1/2" I.D. Suction Hose: 71296 (36"), 81354 (10').  
 ♠ Cut From 5/8" I.D. Suction Hose: 71207 (42"), 81355 (10').  
 \* Cut From 3/4" I.D. Suction Hose: 71297 (36"), 81356 (10').  
 ☆ See Page A14 For Pump or Gear Identification.

Ⓜ Two Required.  
 Ⓝ Three Required.  
 Ⓞ Four Required.  
 ≧ Cut To Fit.  
 Ⓢ Replaces Both Upper and Lower Hose.  
 ▲ 252660 Adaptor Required For Some Models.  
 ♣ See Page A6 For Installation Procedure.

# Power Steering Hose for Passenger Cars

|                                      | Application  | Assembly Number | Multi-Use Hose | End Fitting | Application   | Assembly Number | Multi-Use Hose | End Fitting |
|--------------------------------------|--|-----------------|----------------|-------------|---|-----------------|----------------|-------------|
| <b>SYSTEM PUMP &amp; GEAR IDENT.</b> | <b>PONTIAC - Continued</b>                         |                 |                |             | <b>PONTIAC - Continued</b>                              |                 |                |             |
| <b>SYSTEM &amp; COMPONENT IDENT.</b> | <b>GRAND AM - Continued</b>                        |                 |                |             | <b>GRAND AM - Continued</b>                             |                 |                |             |
| <b>PASS. CARS</b>                    | <b>1986</b>  |                 |                |             | <b>1978 - Continued</b>                                 |                 |                |             |
|                                      | <b>4-CYL. 2.5 L ENG.</b>                           |                 |                |             | <b>V-8 305 ENG.</b>                                     |                 |                |             |
|                                      | Pressure - From Pump.....                          | 71269           |                |             | Pressure .....  | 80116           |                |             |
|                                      | Return; W/Auto. Trans.....                         | 70441           |                |             | Return .....  | ≧70551          | ★20"           | 39135       |
|                                      | Return - Cooler To Pump; W/Man. Trans.; Late.....  |                 | ★24"           |             | <b>1975</b>   |                 |                |             |
|                                      | Return - Cooler Tube; W/Cooler.....                | 91938           |                |             | <b>V-8 350 ENG.; V-8 400 ENG.; V-8 455 ENG.</b>         |                 |                |             |
|                                      | Return - Gear To Cooler; W/Man. Trans.; Late.....  | 91648           |                |             | Pressure .....  | 70272           |                |             |
|                                      | Return - Gear To Pipe; W/Man. Trans.; Early.....   | 71320           |                |             | Return .....  | ≧70629          | ★17"           | 39859       |
|                                      | Return - Pipe To Cooler; W/Man. Trans.; Early..... |                 | ★12"           |             | <b>1974</b>   |                 |                |             |
|                                      | <b>V-6 3.0 L ENG.</b>                              |                 |                |             | <b>V-8 400 ENG.; V-8 455 ENG.</b>                       |                 |                |             |
|                                      | Pressure - To Gear.....                            | 71267           |                |             | Pressure .....  | 70272           |                |             |
|                                      | Return - Cooler To Reservoir.....                  |                 | *              |             | Return .....  | ≧70629          | ★17"           | 39859       |
|                                      | Return - Cooler Tube; W/Cooler.....                | 91938           |                |             | <b>1973</b>   |                 |                |             |
|                                      | Return - Gear To Cooler; Early.....                | 71320           |                |             | <b>V-8 350 ENG.; V-8 400 ENG.; V-8 455 ENG.</b>         |                 |                |             |
|                                      | Return - Gear To Cooler; Late.....                 | 91648           |                |             | Pressure .....  | 70272           |                |             |
|                                      |  |                 |                |             | Return .....  | ≧70629          | ★17"           | 39859       |
| <b>LIGHT TRUCKS</b>                  | <b>1985</b>  |                 |                |             | <b>GRAND LEMANS</b>                                     |                 |                |             |
|                                      | <b>4-CYL. 2.5 L ENG.</b>                           |                 |                |             | <b>1983</b>   |                 |                |             |
|                                      | Pressure - From Pump.....                          | 71269           |                |             | <b>V-6 3.8 L ENG. (CANADA)</b>                          |                 |                |             |
|                                      | Return; W/Auto. Trans.....                         | 70441           |                |             | Pressure .....  | 80138           |                |             |
|                                      | Return; W/Man. Trans.; Early.....                  | 70441           |                |             | Return .....  |                 | ★13"           |             |
|                                      | Return - Cooler To Pump; W/Man. Trans.; Late.....  |                 | ★12"           |             | <b>V-8 5.0 L ENG. (CANADA)</b>                          |                 |                |             |
|                                      | Return - Cooler Tube; W/Cooler.....                | 91938           |                |             | Pressure .....  | 71074           |                |             |
|                                      | Return - Gear To Cooler; W/Man. Trans.; Late.....  | 71320           |                |             | Return .....  |                 | ★13"           |             |
|                                      | <b>V-6 3.0 L ENG.</b>                              |                 |                |             | <b>V-8 5.7 L DIESEL ENG. (CANADA)</b>                   |                 |                |             |
|                                      | Pressure - To Gear.....                            | 71267           |                |             | Pressure - Hydroboost To Gear.....                      | 71226           |                |             |
|                                      | Return - Cooler To Reservoir.....                  |                 | ★15"           |             | Pressure - Pump To Hydroboost.....                      | 71225           |                |             |
|                                      | Return - Cooler Tube; W/Cooler.....                | 91938           |                |             | Return - Gear To Pump.....                              |                 | ★18"           |             |
|                                      | Return - Gear To Cooler.....                       | 71320           |                |             | Return - Hydroboost To Pump.....                        |                 | ★48"           |             |
| <b>MEDIUM/HEAVY TRUCKS</b>           | <b>1980</b>  |                 |                |             | <b>1982</b>   |                 |                |             |
|                                      | <b>V-8 4.9 L ENG.</b>                              |                 |                |             | <b>V-6 3.8 L ENG. (CANADA); V-6 4.1 L ENG. (CANADA)</b> |                 |                |             |
|                                      | Pressure .....                                     | 71043           |                |             | Pressure .....  | 80138           |                |             |
|                                      | Return .....                                       |                 | ★14"           | 39107       | Return .....  |                 | ★13"           |             |
|                                      | <b>V-8 5.0 L ENG.</b>                              |                 |                |             | <b>V-8 4.4 L ENG. (CANADA)</b>                          |                 |                |             |
|                                      | Pressure .....                                     | 71074           |                |             | Pressure .....  | 71074           |                |             |
|                                      | Return .....                                       |                 | ★18"           |             | Return .....  |                 | ★12"           |             |
|                                      | <b>1979</b>  |                 |                |             | <b>V-8 5.0 L ENG. (CANADA)</b>                          |                 |                |             |
|                                      | <b>V-6 231 ENG.</b>                                |                 |                |             | Pressure .....  |                 |                |             |
|                                      | Pressure; W/A.P.....                               | 80137           |                |             | Pressure .....  | 71043           |                |             |
|                                      | Pressure; W/O A.P.....                             | 70247           |                |             | Return .....  |                 | ★12"           |             |
|                                      | Return .....                                       | ≧70177          | ★18"           | 39859       | <b>V-8 5.7 L DIESEL ENG. (CANADA)</b>                   |                 |                |             |
|                                      | <b>V-8 301 ENG.</b>                                |                 |                |             | Pressure - Hydroboost To Gear.....                      |                 |                |             |
|                                      | Pressure .....                                     | 80116           |                |             | Pressure - Pump To Hydroboost.....                      | 71226           |                |             |
|                                      | Return .....                                       | ≧70518          | ★15"           | 39859       | Return - Gear To Pump.....                              | 71225           |                |             |
|                                      | <b>V-8 305 ENG.</b>                                |                 |                |             | Return - Hydroboost To Pump.....                        |                 |                |             |
|                                      | Pressure; W/A.C.....                               | 80141           |                |             | Pressure .....  | 71043           |                |             |
|                                      | Pressure; W/O A.C. ....                            | 70265           |                |             | Return .....  |                 | ★18"           |             |
|                                      | Return .....                                       | ≧70629          | ★18"           | 39859       | Return - Hydroboost To Pump.....                        |                 | ★48"           |             |
|                                      | <b>1978</b>  |                 |                |             | <b>1981</b>   |                 |                |             |
|                                      | <b>V-8 301 ENG.</b>                                |                 |                |             | <b>V-6 3.8 L ENG.</b>                                   |                 |                |             |
|                                      | Pressure .....                                     | 80116           |                |             | Pressure .....  | 71042           |                |             |
|                                      | Return .....                                       | ≧70177          | ★12"           | 39859       | Return .....  |                 | ★20"           |             |
|                                      | <b>V-8 4.3 L ENG.</b>                              |                 |                |             | Pressure .....  |                 |                |             |
|                                      | Pressure .....                                     | 71043           |                |             | Pressure .....  | 71043           |                |             |
|                                      | Return .....                                       |                 |                |             | Return .....  |                 | ★18"           | 39107       |

**ILLUSTRATIONS**

\* Cut From C.P.E. 3/8" I.D. Hose: 71350 (48"), 81352 (25').  
 † Cut From S.A.E. 11/32" I.D. Hose: 80062 (12"), 80063 (24"), 80064 (36"), 81353 (25').  
 ★ Cut From S.A.E. 3/8" I.D. Hose: 71224 (24"), 71236 (36"), 71206 (48"), 81206 (25'). May Also Use 3/8" C.P.E.  
 ♣ Cut From S.A.E. 5/8" I.D. Hose: 71351 (36").  
 □ Cut From 1/2" I.D. Suction Hose: 71296 (36"), 81354 (10').  
 ❖ Cut From 5/8" I.D. Suction Hose: 71207 (42"), 81355 (10').  
 ✱ Cut From 3/4" I.D. Suction Hose: 71297 (36"), 81356 (10').  
 ☆ See Page A14 For Pump or Gear Identification.

② Two Required.  
 ③ Three Required.  
 ④ Four Required.  
 ≧ Cut To Fit.  
 ⬤ Replaces Both Upper and Lower Hose.  
 ▲ 252660 Adaptor Required For Some Models.  
 ♣ See Page A6 For Installation Procedure.

# Power Steering Hose for Passenger Cars

| Application   | Assembly Number | Multi-Use Hose | End Fitting | Application   | Assembly Number | Multi-Use Hose | End Fitting |                                      |
|---|-----------------|----------------|-------------|---|-----------------|----------------|-------------|--------------------------------------|
| <b>PONTIAC - Continued</b>  |                 |                |             | <b>PONTIAC - Continued</b>  |                 |                |             | <b>SYSTEM PUMP &amp; GEAR IDENT.</b> |
| <b>GRAND LEMANS - Continued</b>   |                 |                |             | <b>GRAND LEMANS - Continued</b>   |                 |                |             |                                      |
| <b>1981 - Continued</b>   |                 |                |             | <b>1977 - Continued</b>   |                 |                |             | <b>SYSTEM &amp; COMPONENT IDENT.</b> |
| <b>V-8 4.4 L ENG. (CANADA); V-8 4.9 L ENG.; V-8 5.0 L ENG. (CANADA)</b> |                 |                |             | <b>V-8 301 ENG.</b>   |                 |                |             |                                      |
| Pressure .....  | 71074           |                |             | Pressure .....  | 80116           |                |             |                                      |
| Return .....  |                 | *18"           | 39107       | Return .....  | <70518          | ★14"           | 39859       |                                      |
| <b>1980</b>   |                 |                |             | <b>V-8 305 ENG.; V-8 400 ENG.; V-8 403 ENG.</b>   |                 |                |             | <b>PASS. CARS</b>                    |
| <b>V-6 3.8 L ENG.</b>   |                 |                |             | <b>V-8 350 ENG.</b>   |                 |                |             |                                      |
| Pressure; Eng. VIN K .....  | 71043           |                |             | Pressure .....  | 80116           |                |             |                                      |
| Pressure; W/A.P.; Eng. VIN A .....                                      | 71072           |                |             | Return; Eng. VIN L .....  | <70551          | ★15"           | 39135       |                                      |
| Pressure; W/O A.P.; W/Flared Fitting; Eng. VIN A .....                  | 70265           |                |             | Return; Eng. VIN P .....  | <70518          | ★14"           | 39859       |                                      |
| Pressure; W/O A.P.; W/O-Ring Fitting; Eng. VIN A .....                  | 71042           |                |             | Return; Eng. VIN R .....  | <70177          | ★14"           | 39859       |                                      |
| Return .....  |                 | *19"           |             | <b>1976</b>   |                 |                |             |                                      |
| <b>V-8 4.3 L ENG.</b>   |                 |                |             | <b>6-CYL. 250 ENG.</b>  |                 |                |             | <b>LIGHT TRUCKS</b>                  |
| Pressure .....  | 71043           |                |             | Pressure; W/A.P. ....   | 80133           |                |             |                                      |
| Return .....  |                 | *18"           | 39106       | Pressure; W/O A.P. ....   | 70272           |                |             |                                      |
| <b>V-8 4.4 L ENG. (CANADA)</b>  |                 |                |             | <b>V-8 260 ENG.; V-8 305 (CANADA) ENG.; V-8 350 ENG.; V-8 400 ENG.; V-8 455 ENG.</b>  |                 |                |             | <b>MEDIUM/HEAVY TRUCKS</b>           |
| Pressure .....  | 71074           |                |             | Return .....  | <70629          | ★12"           | 39859       |                                      |
| Return .....  |                 | *18"           |             | <b>1975</b>   |                 |                |             |                                      |
| <b>V-8 4.9 L ENG.</b>   |                 |                |             | <b>6-CYL. 250 ENG.</b>  |                 |                |             | <b>BUSES</b>                         |
| Pressure .....  | 71043           |                |             | Pressure; W/A.P. ....   | 70279           |                |             |                                      |
| Return .....  |                 | *14"           | 39107       | Pressure; W/O A.P. ....   | 70257           |                |             |                                      |
| <b>V-8 5.0 L ENG.</b>   |                 |                |             | <b>V-8 350 ENG.; V-8 400 ENG.; V-8 455 ENG.</b>   |                 |                |             | <b>HOSE NUMERICAL</b>                |
| Pressure .....  | 71074           |                |             | Return .....  |                 | ★              |             |                                      |
| Return .....  |                 | *18"           |             | Pressure .....  | 70272           |                |             |                                      |
| <b>1979</b>   |                 |                |             | <b>GRAND PRIX</b>   |                 |                |             |                                      |
| <b>V-6 231 ENG.</b>   |                 |                |             | <b>1995</b>   |                 |                |             | <b>REPAIR KITS</b>                   |
| Pressure; Coupe; Sedan; W/A.P. ....                                     | 80137           |                |             | <b>V-6 3.1 L ENG.</b>   |                 |                |             |                                      |
| Pressure; Coupe; Sedan; W/O A.P. ....                                   | 70247           |                |             | Pressure; W/Electronic Variable Assist; Pressure fitting of pump is equipped with an electronic sender on vehicles with variable assist ..... | 91812           |                |             |                                      |
| Pressure; Station Wagon .....   | 71042           |                |             | Pressure; W/O Electronic Variable Assist .....  | 91796           |                |             |                                      |
| Return .....  | <70177          | ★18"           | 39859       | Return - From Gear; W/Cooler .....  | <92065          | *28"           |             |                                      |
| <b>V-8 301 ENG.</b>   |                 |                |             | <b>V-6 3.4 L ENG.</b>   |                 |                |             | <b>KIT NUMERICAL</b>                 |
| Pressure .....  | 80116           |                |             | Pressure; W/Electronic Variable Assist; Pressure fitting of pump is equipped with an electronic sender on vehicles with variable assist ..... | 91897           |                |             |                                      |
| Return .....  | <70518          | ★15"           | 39859       | Pressure; W/O Electronic Variable Assist .....  | 91808           |                |             |                                      |
| <b>V-8 305 ENG.; V-8 350 ENG.</b>                                       |                 |                |             | <b>1994</b>   |                 |                |             |                                      |
| Pressure; W/A.C. ....   | 80141           |                |             | <b>V-6 3.1 L ENG.</b>   |                 |                |             |                                      |
| Pressure; W/O A.C. ....   | 70260           |                |             | Pressure .....  | 91796           |                |             |                                      |
| Return .....  | <70629          | ★18"           | 39859       | Return - From Gear; W/Cooler .....  | <92065          | *28"           |             |                                      |
| <b>1978</b>   |                 |                |             | <b>1994</b>   |                 |                |             |                                      |
| <b>V-6 231 ENG.</b>   |                 |                |             | <b>V-6 3.1 L ENG.</b>   |                 |                |             |                                      |
| Pressure; W/A.P. ....   | 80137           |                |             | Return - Pipe To Pump; W/Cooler .....   |                 | *4"            |             |                                      |
| Pressure; W/O A.P. ....   | 70247           |                |             | <b>1994</b>   |                 |                |             |                                      |
| Return .....  | <70177          | ★18"           | 39859       | <b>V-6 3.1 L ENG.</b>   |                 |                |             |                                      |
| <b>V-8 305 ENG.; V-8 350 ENG.</b>                                       |                 |                |             | <b>V-6 3.1 L ENG.</b>   |                 |                |             |                                      |
| Pressure .....  | 80116           |                |             | Pressure .....  | 91796           |                |             |                                      |
| Return .....  | <70518          | ★20"           | 39135       | Return - From Gear; W/Cooler .....  | <92065          | *28"           |             |                                      |
| <b>1977</b>   |                 |                |             | <b>1994</b>   |                 |                |             |                                      |
| <b>6-CYL. 250 (CANADA) ENG.</b>   |                 |                |             | <b>V-6 3.1 L ENG.</b>   |                 |                |             |                                      |
| Pressure; W/A.P. ....   | 80137           |                |             | Return - Pipe To Pump; W/Cooler .....   |                 | *4"            |             |                                      |
| Pressure; W/O A.P. ....   | 70247           |                |             | <b>1994</b>   |                 |                |             |                                      |
| Return .....  |                 | ★19"           |             | <b>V-6 3.1 L ENG.</b>   |                 |                |             |                                      |
| <b>V-6 231 ENG.</b>   |                 |                |             | <b>V-6 3.1 L ENG.</b>   |                 |                |             |                                      |
| Pressure; W/A.P. ....   | 80137           |                |             | Pressure .....  | 91796           |                |             |                                      |
| Pressure; W/O A.P. ....   | 70247           |                |             | Return - From Gear; W/Cooler .....  | <92065          | *28"           |             |                                      |
| Return .....  | <70177          | ★18"           | 39859       | Return - Pipe To Pump; W/Cooler .....   |                 | *4"            |             |                                      |

\* Cut From C.P.E. 3/8" I.D. Hose: 71350 (48"), 81352 (25').  
 † Cut From S.A.E. 11/32" I.D. Hose: 80062 (12"), 80063 (24"), 80064 (36"), 81353 (25').  
 ★ Cut From S.A.E. 3/8" I.D. Hose: 71224 (24"), 71236 (36"), 71206 (48"), 81206 (25'). May Also Use 3/8" C.P.E.  
 ♣ Cut From S.A.E. 5/8" I.D. Hose: 71351 (36").  
 □ Cut From 1/2" I.D. Suction Hose: 71296 (36"), 81354 (10').  
 ❖ Cut From 5/8" I.D. Suction Hose: 71207 (42"), 81355 (10').  
 ✱ Cut From 3/4" I.D. Suction Hose: 71297 (36"), 81356 (10').  
 ☆ See Page A14 For Pump or Gear Identification.

Ⓜ Two Required.  
 Ⓝ Three Required.  
 Ⓞ Four Required.  
 < Cut To Fit.  
 Ⓢ Replaces Both Upper and Lower Hose.  
 Ⓜ 252660 Adaptor Required For Some Models.  
 ♣ See Page A6 For Installation Procedure.

**ILLUSTRATIONS**

# Power Steering Hose for Passenger Cars

|                                      | Application                           | Assembly Number | Multi-Use Hose | End Fitting | Application                           | Assembly Number | Multi-Use Hose | End Fitting |
|--------------------------------------|---------------------------------------|-----------------|----------------|-------------|---------------------------------------|-----------------|----------------|-------------|
| <b>SYSTEM PUMP &amp; GEAR IDENT.</b> | <b>PONTIAC - Continued</b>            |                 |                |             | <b>PONTIAC - Continued</b>            |                 |                |             |
|                                      | <b>GRAND PRIX - Continued</b>         |                 |                |             | <b>GRAND PRIX - Continued</b>         |                 |                |             |
|                                      | <b>1994 - Continued</b>               |                 |                |             | <b>1987 - Continued</b>               |                 |                |             |
|                                      | <b>V-6 3.4 L ENG.</b>                 |                 |                |             | <b>V-6 4.3 L ENG.</b>                 |                 |                |             |
|                                      | Pressure .....                        | 91808           |                |             | Pressure; W/A.C. ....                 | 70419           |                |             |
| <b>SYSTEM &amp; COMPONENT IDENT.</b> | Return - Cooler To Pipe .....         |                 | *12"           |             | Pressure; W/O A.C. ....               | 71043           |                |             |
|                                      | Return - From Gear; W/Cooler .....    | 91911           |                |             | Return .....                          |                 | *12"           |             |
|                                      | Return - Pipe To Pump; W/Cooler ..... |                 | *6"            |             |                                       |                 |                |             |
|                                      | <b>1993-1992</b>                      |                 |                |             | <b>V-8 5.0 L ENG.</b>                 |                 |                |             |
|                                      | <b>V-6 3.1 L ENG.</b>                 |                 |                |             | Pressure; W/O A.C. ....               |                 |                |             |
|                                      | Pressure .....                        | 91709           |                |             | Pressure - Pump To Tee; W/A.C. ....   | 71074           |                |             |
|                                      | Return - Cooler To Pipe .....         |                 | *12"           |             | Pressure - Tee To Gear; W/A.C. ....   | 70404           |                |             |
|                                      | Return - From Gear; W/Cooler .....    | 91911           |                |             | Return; W/O A.C. ....                 | 39138           |                | *11"        |
|                                      | Return - Pipe To Pump; W/Cooler ..... |                 | *3"            |             | Return - Pump To Tee; W/A.C. ....     |                 |                | *12"        |
| <b>PASS. CARS</b>                    | <b>V-6 3.4 L ENG.</b>                 |                 |                |             | <b>1986</b>                           |                 |                |             |
|                                      | Pressure .....                        | 91708           |                |             | <b>V-6 3.8 L ENG.</b>                 |                 |                |             |
|                                      | Return - Cooler To Pipe .....         |                 | *12"           |             | Pressure .....                        | 80138           |                |             |
|                                      | Return - From Gear; W/Cooler .....    | 91911           |                |             | Return .....                          |                 | *13"           |             |
|                                      | Return - Pipe To Pump; W/Cooler ..... |                 | *6"            |             | <b>V-6 4.3 L ENG.</b>                 |                 |                |             |
|                                      | <b>1991</b>                           |                 |                |             | Pressure; W/A.C. ....                 |                 |                |             |
|                                      | <b>4-CYL. 2.3 L ENG.</b>              |                 |                |             | Pressure; W/O A.C. ....               |                 |                |             |
|                                      | Pressure .....                        | 71552           |                |             | Return .....                          | 70419           |                |             |
|                                      | Return .....                          | 71413           |                |             | Return .....                          | 71043           |                | *12"        |
|                                      | <b>V-6 3.1 L ENG.</b>                 |                 |                |             | <b>V-8 5.0 L ENG.</b>                 |                 |                |             |
|                                      | Pressure .....                        | 91709           |                |             | Pressure; W/O A.C. ....               | 71074           |                |             |
|                                      | Return - Cooler To Pipe .....         |                 | *12"           |             | Pressure - Pump To Tee; W/A.C. ....   | 70404           |                |             |
|                                      | Return - From Gear; W/Cooler .....    | 91911           |                |             | Pressure - Tee To Gear; W/A.C. ....   | 39138           |                | *11"        |
|                                      | Return - Pipe To Pump; W/Cooler ..... |                 | *3"            |             | Return; W/O A.C. ....                 |                 |                | *9"         |
|                                      | <b>V-6 3.4 L ENG.</b>                 |                 |                |             | <b>1985</b>                           |                 |                |             |
|                                      | Pressure .....                        | 91708           |                |             | <b>V-6 3.8 L ENG.</b>                 |                 |                |             |
|                                      | Return - Cooler To Pipe .....         |                 | *12"           |             | Pressure .....                        | 80138           |                |             |
|                                      | Return - From Gear; W/Cooler .....    | 91911           |                |             | Return .....                          |                 | *13"           |             |
|                                      | Return - Pipe To Pump; W/Cooler ..... |                 | *6"            |             | <b>V-8 5.0 L ENG.</b>                 |                 |                |             |
|                                      | <b>1990</b>                           |                 |                |             | Pressure .....                        |                 |                |             |
|                                      | <b>4-CYL. 2.3 L ENG.</b>              |                 |                |             | Return .....                          |                 |                |             |
|                                      | Pressure .....                        | 71552           |                |             | <b>1984-1983</b>                      |                 |                |             |
|                                      | Return .....                          | 71413           |                |             | <b>V-6 3.8 L ENG.</b>                 |                 |                |             |
|                                      | <b>V-6 3.1 L ENG.</b>                 |                 |                |             | Pressure .....                        |                 |                |             |
|                                      | Pressure .....                        | 91662           |                |             | Return .....                          | 80138           |                | *13"        |
|                                      | Return - Cooler To Pipe .....         |                 | *12"           |             | <b>V-8 5.0 L ENG.</b>                 |                 |                |             |
|                                      | Return - From Gear; W/Cooler .....    | 91805           |                |             | Pressure .....                        | 71074           |                |             |
|                                      | Return - Pipe To Pump; W/Cooler ..... |                 | *4"            |             | Return .....                          |                 | *13"           |             |
|                                      | <b>1989</b>                           |                 |                |             | <b>V-8 5.7 L DIESEL ENG.</b>          |                 |                |             |
|                                      | <b>V-6 2.8 L ENG.; V-6 3.1 L ENG.</b> |                 |                |             | Pressure - Hydroboost To Gear .....   |                 |                |             |
|                                      | Pressure .....                        | 91662           |                |             | Pressure - Pump To Hydroboost .....   | 71226           |                |             |
|                                      | Return - Cooler To Pipe .....         |                 | *12"           |             | Return - Gear To Pump .....           | 71225           |                | *18"        |
|                                      | Return - From Gear; W/Cooler .....    | 91805           |                |             | Return - Hydroboost To Pump .....     |                 |                | *48"        |
|                                      | Return - Pipe To Pump; W/Cooler ..... |                 | *4"            |             | <b>1982</b>                           |                 |                |             |
|                                      | <b>1988</b>                           |                 |                |             | <b>V-6 3.8 L ENG.; V-6 4.1 L ENG.</b> |                 |                |             |
|                                      | <b>V-6 2.8 L ENG.</b>                 |                 |                |             | Pressure .....                        |                 |                |             |
|                                      | Pressure .....                        | 91662           |                |             | Return .....                          | 80138           |                | *13"        |
|                                      | Return - Cooler To Pipe .....         |                 | *12"           |             | <b>V-8 4.4 L ENG. (CANADA)</b>        |                 |                |             |
|                                      | Return - From Gear; W/Cooler .....    | 91805           |                |             | Pressure .....                        | 71074           |                |             |
|                                      | Return - Pipe To Pump; W/Cooler ..... |                 | *4"            |             | Return .....                          |                 | *12"           |             |
|                                      | <b>1987</b>                           |                 |                |             | <b>V-8 5.7 L DIESEL ENG.</b>          |                 |                |             |
|                                      | <b>V-6 3.8 L ENG.</b>                 |                 |                |             | Pressure - Hydroboost To Gear .....   |                 |                |             |
|                                      | Pressure .....                        | 80138           |                |             | Pressure - Pump To Hydroboost .....   | 71226           |                |             |
|                                      | Return .....                          |                 | *13"           |             | Return - Gear To Pump .....           | 71225           |                | *18"        |
|                                      |                                       |                 |                |             | Return - Hydroboost To Pump .....     |                 |                | *48"        |

**ILLUSTRATIONS**

\* Cut From C.P.E. 3/8" I.D. Hose: 71350 (48"), 81352 (25').  
 † Cut From S.A.E. 11/32" I.D. Hose: 80062 (12"), 80063 (24"), 80064 (36"), 81353 (25').  
 ★ Cut From S.A.E. 3/8" I.D. Hose: 71224 (24"), 71236 (36"), 71206 (48"), 81206 (25'). May Also Use 3/8" C.P.E.  
 ❖ Cut From S.A.E. 5/8" I.D. Hose: 71351 (36").  
 □ Cut From 1/2" I.D. Suction Hose: 71296 (36"), 81354 (10').  
 ❖ Cut From 5/8" I.D. Suction Hose: 71207 (42"), 81355 (10').  
 ✱ Cut From 3/4" I.D. Suction Hose: 71297 (36"), 81356 (10').  
 ☆ See Page A14 For Pump or Gear Identification.

Ⓜ Two Required.  
 Ⓝ Three Required.  
 Ⓞ Four Required.  
 ⚡ Cut To Fit.  
 Ⓢ Replaces Both Upper and Lower Hose.  
 ▲ 252660 Adaptor Required For Some Models.  
 ❖ See Page A6 For Installation Procedure.

# Power Steering Hose for Passenger Cars

| Application  | Assembly Number | Multi-Use Hose | End Fitting | Application                                     | Assembly Number | Multi-Use Hose | End Fitting |                           |
|--|-----------------|----------------|-------------|---|-----------------|----------------|-------------|---------------------------|
| <b>PONTIAC - Continued</b>   |                 |                |             | <b>PONTIAC - Continued</b>                      |                 |                |             | SYSTEM PUMP & GEAR IDENT. |
| <b>GRAND PRIX - Continued</b>  |                 |                |             | <b>GRAND PRIX - Continued</b>                   |                 |                |             |                           |
| <b>1981</b>  |                 |                |             | <b>1977 - Continued</b>                         |                 |                |             | SYSTEM & COMPONENT IDENT. |
| <b>V-6 3.8 L ENG.</b>  |                 |                |             | <b>V-8 301 ENG.; V-8 400 ENG. - Continued</b>   |                 |                |             |                           |
| Pressure .....   | 71072           |                |             | Return .....                                    | ⊗<70518         | ★14"           | 39859       |                           |
| Return .....   |                 | ✱24"           | 39107       | <b>V-8 350 ENG.</b>                             |                 |                |             |                           |
| <b>V-8 4.3 L ENG.</b>  |                 |                |             | Pressure .....                                  | 80116           |                |             |                           |
| Pressure .....   | 71043           |                |             | Return; Eng. VIN P .....                        | ⊗<70518         | ★14"           | 39859       |                           |
| Return .....   |                 | ✱18"           | 39107       | Return; Eng. VIN R .....                        | ⊗<70177         | ★14"           | 39859       |                           |
| <b>V-8 4.4 L ENG. (CANADA)</b>   |                 |                |             | <b>V-8 403 ENG.</b>                             |                 |                |             |                           |
| Pressure .....   | 71074           |                |             | Pressure .....                                  | 80116           |                |             |                           |
| Return .....   |                 | ✱18"           | 39107       | Return .....                                    | ⊗<70177         | ★14"           | 39859       |                           |
| <b>V-8 5.7 L DIESEL ENG.</b>   |                 |                |             | <b>1976</b>                                     |                 |                |             | PASS. CARS                |
| Pressure - Hydroboost To Gear; OE design change from a pressure pipe to a pressure hose. Use hose listed as replacement part ..... | 71190           |                |             | <b>V-8 350 ENG.; V-8 400 ENG.; V-8 455 ENG.</b> |                 |                |             |                           |
| Pressure - Pump To Hydroboost .....  | 71084           |                |             | Pressure .....                                  | 70272           |                |             |                           |
| Return - Gear To Pump .....  |                 | ✱18"           |             | Return .....                                    | ⊗<70629         | ★14"           | 39859       |                           |
| Return - Hydroboost To Pump .....  |                 | ✱48"           |             | <b>1975-1973</b>                                |                 |                |             |                           |
| <b>1980</b>  |                 |                |             | <b>V-8 400 ENG.; V-8 455 ENG.</b>               |                 |                |             | LIGHT TRUCKS              |
| <b>V-6 3.8 L ENG.</b>  |                 |                |             | Pressure .....                                  | 70272           |                |             |                           |
| Pressure; W/A.P. ....  | 71072           |                |             | Return .....                                    | ⊗<70629         | ★17"           | 39859       |                           |
| Pressure; W/O A.P.; W/Flared Fitting ....  | 70247           |                |             | <b>1972-1971</b>                                |                 |                |             |                           |
| Pressure; W/O A.P.; W/O-Ring Fitting ...   | 71043           |                |             | <b>V-8 400 ENG.; V-8 455 ENG.</b>               |                 |                |             |                           |
| Return .....   |                 | ✱19"           |             | Pressure .....                                  | 70260           |                |             |                           |
| <b>V-8 4.3 L ENG.; V-8 4.9 L ENG.</b>  |                 |                |             | Return .....                                    | ⊗<70177         | ★20"           | 39859       |                           |
| Pressure .....   | 71043           |                |             | <b>1970</b>                                     |                 |                |             |                           |
| Return .....   |                 | ✱18"           | 39106       | <b>V-8 400 ENG.; V-8 455 ENG.</b>               |                 |                |             |                           |
| <b>V-8 5.0 L ENG.</b>  |                 |                |             | Pressure .....                                  | 80110           |                |             |                           |
| Pressure .....   | 71074           |                |             | Return .....                                    | ⊗<80154         | ★22"           | 39859       |                           |
| Return .....   |                 | ✱18"           |             | <b>1969</b>                                     |                 |                |             |                           |
| <b>1979</b>  |                 |                |             | <b>V-8 400 ENG.; V-8 428 ENG.</b>               |                 |                |             | BUSES                     |
| <b>V-6 231 ENG.</b>  |                 |                |             | Pressure .....                                  | 80110           |                |             |                           |
| Pressure; W/A.P. ....  | 80137           |                |             | Return .....                                    | ⊗<80154         | ★22"           | 39859       |                           |
| Pressure; W/O A.P. ....  | 70247           |                |             | <b>1968</b>                                     |                 |                |             |                           |
| Return .....   | ⊗<70177         | ★18"           | 39859       | <b>V-8 400 ENG.; V-8 428 ENG.</b>               |                 |                |             |                           |
| <b>V-8 301 ENG.</b>  |                 |                |             | Pressure .....                                  | 70242           |                |             |                           |
| Pressure .....   | 80116           |                |             | Return .....                                    | ⊗<70551         | ★              | 39135       |                           |
| Return .....   | ⊗<70518         | ★15"           | 39859       | <b>1967</b>                                     |                 |                |             |                           |
| <b>V-8 305 ENG.</b>  |                 |                |             | <b>V-8 400 ENG.; V-8 428 ENG.</b>               |                 |                |             |                           |
| Pressure; W/A.C. ....  | 80141           |                |             | Pressure .....                                  | 70235           |                |             |                           |
| Pressure; W/O A.C. ....  | 70260           |                |             | Return .....                                    | ⊗<70551         | ★              | 39135       |                           |
| Return .....   | ⊗<70629         | ★18"           | 39859       | <b>1966-1964</b>                                |                 |                |             |                           |
| <b>1978</b>  |                 |                |             | <b>V-8 389 ENG.; V-8 421 ENG.</b>               |                 |                |             | REPAIR KITS               |
| <b>V-6 231 ENG.</b>  |                 |                |             | Pressure .....                                  | 71308           |                |             |                           |
| Pressure; W/A.P. ....  | 80137           |                |             | Return .....                                    | ⊗<70551         | ★              | 39135       |                           |
| Pressure; W/O A.P. ....  | 70247           |                |             | <b>1963</b>                                     |                 |                |             |                           |
| Return .....   | ⊗<70177         | ★18"           | 39859       | <b>V-8 389 ENG.; V-8 421 ENG.</b>               |                 |                |             |                           |
| <b>V-8 301 ENG.</b>  |                 |                |             | Return .....                                    | ⊗<70551         | ★              | 39135       |                           |
| Pressure .....   | 80116           |                |             | <b>1962</b>                                     |                 |                |             |                           |
| Return .....   | ⊗<70518         | ★15"           | 39135       | <b>V-8 389 ENG.</b>                             |                 |                |             |                           |
| <b>V-8 305 ENG.</b>  |                 |                |             | Return .....                                    | ⊗<70551         | ★              | 39135       |                           |
| Pressure .....   | 80116           |                |             | <b>1977</b>                                     |                 |                |             |                           |
| Return .....   | ⊗<70551         | ★20"           | 39135       | <b>V-8 301 ENG.; V-8 400 ENG.</b>               |                 |                |             |                           |
| <b>1977</b>  |                 |                |             | Pressure .....                                  | 80116           |                |             |                           |
| <b>V-8 301 ENG.; V-8 400 ENG.</b>  |                 |                |             |   |                 |                |             |                           |

✱ Cut From C.P.E. 3/8" I.D. Hose: 71350 (48"), 81352 (25').  
 † Cut From S.A.E. 11/32" I.D. Hose: 80062 (12"), 80063 (24"), 80064 (36"), 81353 (25').  
 ★ Cut From S.A.E. 3/8" I.D. Hose: 71224 (24"), 71236 (36"), 71206 (48"), 81206 (25'). May Also Use 3/8" C.P.E.  
 ♣ Cut From S.A.E. 5/8" I.D. Hose: 71351 (36").  
 □ Cut From 1/2" I.D. Suction Hose: 71296 (36"), 81354 (10').  
 ❖ Cut From 5/8" I.D. Suction Hose: 71207 (42"), 81355 (10').  
 ✳ Cut From 3/4" I.D. Suction Hose: 71297 (36"), 81356 (10').  
 ☆ See Page A14 For Pump or Gear Identification.

⊗ Two Required.  
 ⊙ Three Required.  
 ⊕ Four Required.  
 ⊗< Cut To Fit.  
 ⊗ Replaces Both Upper and Lower Hose.  
 ▲ 252660 Adaptor Required For Some Models.  
 ♣ See Page A6 For Installation Procedure.

ILLUSTRATIONS



# Power Steering Hose for Passenger Cars

|                                      | Application                       | Assembly Number | Multi-Use Hose | End Fitting | Application                            | Assembly Number | Multi-Use Hose | End Fitting |
|--------------------------------------|-----------------------------------|-----------------|----------------|-------------|--|-----------------|----------------|-------------|
| <b>SYSTEM PUMP &amp; GEAR IDENT.</b> | <b>PONTIAC - Continued</b>        |                 |                |             | <b>PONTIAC - Continued</b>             |                 |                |             |
|                                      | <b>GRAND SAFARI</b>               |                 |                |             | <b>GRANDVILLE - Continued</b>          |                 |                |             |
|                                      | <b>1978</b>                       |                 |                |             | <b>1973</b>                            |                 |                |             |
| <b>SYSTEM &amp; COMPONENT IDENT.</b> | <b>V-8 301 ENG.</b>               |                 |                |             | <b>V-8 400 ENG.; V-8 455 ENG.</b>      |                 |                |             |
|                                      | Pressure .....                    | 80116           |                |             | Pressure .....                         | 70272           |                |             |
|                                      | Return .....                      | ✕70177          | ★12"           | 39859       | Return .....                           | ✕70629          | ★17"           | 39859       |
|                                      | <b>V-8 305 (CANADA) ENG.</b>      |                 |                |             | <b>1972</b>                            |                 |                |             |
|                                      | Pressure .....                    | 80116           |                |             | <b>V-8 455 ENG.</b>                    |                 |                |             |
|                                      | Return .....                      | ✕70518          | ★20"           | 39135       | Pressure .....                         | 70260           |                |             |
|                                      | <b>V-8 350 ENG.</b>               |                 |                |             | Return .....                           | ✕70629          | ★20"           | 39859       |
|                                      | Pressure; Eng. VIN R .....        | 80116           |                |             | <b>1971</b>                            |                 |                |             |
|                                      | Pressure; Eng. VIN X .....        | 70265           |                |             | <b>V-8 400 ENG.; V-8 455 ENG.</b>      |                 |                |             |
|                                      | Return .....                      | ✕70551          | ★20"           | 39135       | Pressure .....                         | 70260           |                |             |
| <b>PASS. CARS</b>                    | <b>V-8 400 ENG.</b>               |                 |                |             | Return .....                           | ✕70629          | ★20"           | 39859       |
|                                      | Pressure .....                    | 80116           |                |             | <b>GTO</b>                             |                 |                |             |
|                                      | Return .....                      | ✕70177          | ★12"           | 39859       | <b>1971</b>                            |                 |                |             |
|                                      | <b>V-8 403 ENG.</b>               |                 |                |             | <b>V-8 400 ENG.; V-8 455 ENG.</b>      |                 |                |             |
|                                      | Pressure .....                    | 80116           |                |             | Pressure .....                         | 70260           |                |             |
|                                      | Return .....                      | ✕70551          | ★20"           | 39135       | Return .....                           | ✕70177          |                |             |
| <b>LIGHT TRUCKS</b>                  | <b>1977</b>                       |                 |                |             | <b>1970</b>                            |                 |                |             |
|                                      | <b>V-8 301 ENG.</b>               |                 |                |             | <b>V-8 400 ENG.</b>                    |                 |                |             |
|                                      | Pressure .....                    | 80116           |                |             | Pressure .....                         | 70206           |                |             |
|                                      | Return .....                      | ✕70177          | ★12"           | 39859       | Return .....                           | ✕70629          | ★              | 39859       |
|                                      | <b>V-8 305 ENG.</b>               |                 |                |             | <b>V-8 455 ENG.</b>                    |                 |                |             |
|                                      | Pressure .....                    | 80116           |                |             | Pressure .....                         | 70206           |                |             |
|                                      | Return .....                      | ✕70518          | ★20"           | 39135       | Return .....                           | ✕70629          | ★22"           | 39859       |
| <b>MEDIUM/HEAVY TRUCKS</b>           | <b>V-8 350 ENG.</b>               |                 |                |             | <b>1969-1967</b>                       |                 |                |             |
|                                      | Pressure .....                    | 80116           |                |             | <b>V-8 400 ENG.</b>                    |                 |                |             |
|                                      | Return .....                      | ✕70551          | ★20"           | 39135       | Pressure .....                         | 70206           |                |             |
|                                      | <b>V-8 400 ENG.</b>               |                 |                |             | Return .....                           | ✕70629          | ★              | 39859       |
|                                      | Pressure .....                    | 80116           |                |             | <b>1966</b>                            |                 |                |             |
|                                      | Return .....                      | ✕70177          | ★12"           | 39859       | <b>V-8 389 ENG.</b>                    |                 |                |             |
|                                      | <b>V-8 403 ENG.</b>               |                 |                |             | Pressure .....                         | 71308           |                |             |
|                                      | Pressure .....                    | 80116           |                |             | Return .....                           | ✕70629          | ★              | 39859       |
|                                      | Return .....                      | ✕70551          | ★20"           | 39135       | <b>J2000</b>                           |                 |                |             |
| <b>BUSES</b>                         | <b>1976-1973</b>                  |                 |                |             | <b>1982</b>                            |                 |                |             |
|                                      | <b>V-8 400 ENG.; V-8 455 ENG.</b> |                 |                |             | <b>4-CYL. 1.8 L ENG.</b>               |                 |                |             |
|                                      | Pressure .....                    | 70272           |                |             | Pressure - From Pump; Eng. VIN G.....  | 71181           |                |             |
|                                      | Return .....                      | ✕70629          | ★17"           | 39859       | Pressure - From Pump; Eng. VIN O.....  | 71223           |                |             |
|                                      | <b>1972-1971</b>                  |                 |                |             | Pressure - To Gear.....                | 71315           |                |             |
|                                      | <b>V-8 400 ENG.; V-8 455 ENG.</b> |                 |                |             | Reservoir; Eng. VIN O.....             | 80163           |                |             |
|                                      | Pressure .....                    | 70260           |                |             | Return - Cooler To Reservoir; Eng. VIN |                 |                |             |
|                                      | Return .....                      | ✕70629          | ★20"           | 39859       | G.....                                 |                 | ★18"           |             |
|                                      | <b>GRANDVILLE</b>                 |                 |                |             | Return - Gear To Cooler; Eng. VIN G... |                 |                | ★18"        |
|                                      | <b>1975</b>                       |                 |                |             | Return - Gear To Reservoir; Eng. VIN   |                 |                | ★19"        |
|                                      | <b>V-8 400 ENG.; V-8 455 ENG.</b> |                 |                |             | O.....                                 |                 |                |             |
|                                      | Pressure .....                    | 70272           |                |             | <b>LAURENTIAN</b>                      |                 |                |             |
|                                      | Return .....                      | ✕70629          | ★17"           | 39859       | <b>1981</b>                            |                 |                |             |
|                                      | <b>1974</b>                       |                 |                |             | <b>V-6 3.8 L ENG. (CANADA)</b>         |                 |                |             |
|                                      | <b>V-8 455 ENG.</b>               |                 |                |             | Pressure; Early.....                   | 71072           |                |             |
|                                      | Pressure .....                    | 70272           |                |             | Pressure; Late.....                    | 80121           |                |             |
|                                      | Return .....                      | ✕70629          | ★17"           | 39859       | Return .....                           |                 |                | ★15"        |

\* Cut From C.P.E. 3/8" I.D. Hose: 71350 (48"), 81352 (25').

† Cut From S.A.E. 11/32" I.D. Hose: 80062 (12"), 80063 (24"), 80064 (36"), 81353 (25').

★ Cut From S.A.E. 3/8" I.D. Hose: 71224 (24"), 71236 (36"), 71206 (48"), 81206 (25'). May Also Use 3/8" C.P.E.

✕ Cut From S.A.E. 5/8" I.D. Hose: 71351 (36").

□ Cut From 1/2" I.D. Suction Hose: 71296 (36"), 81354 (10').

♣ Cut From 5/8" I.D. Suction Hose: 71207 (42"), 81355 (10').

✱ Cut From 3/4" I.D. Suction Hose: 71297 (36"), 81356 (10').

☆ See Page A14 For Pump or Gear Identification.

Ⓜ Two Required.

Ⓝ Three Required.

Ⓞ Four Required.

✕ Cut To Fit.

Ⓢ Replaces Both Upper and Lower Hose.

▲ 252660 Adaptor Required For Some Models.

♣ See Page A6 For Installation Procedure.

# Power Steering Hose for Passenger Cars

| Application  | Assembly Number | Multi-Use Hose | End Fitting | Application   | Assembly Number | Multi-Use Hose | End Fitting |
|--|-----------------|----------------|-------------|---|-----------------|----------------|-------------|
| <b>PONTIAC - Continued</b>   |                 |                |             | <b>PONTIAC - Continued</b>  |                 |                |             |
| <b>LAURENTIAN - Continued</b>  |                 |                |             | <b>LAURENTIAN - Continued</b>   |                 |                |             |
| <b>1981 - Continued</b>  |                 |                |             | <b>1977</b>   |                 |                |             |
| <b>V-8 4.3 L ENG. (CANADA); V-8 4.4 L ENG. (CANADA); V-8 5.0 L ENG. (CANADA)</b>   |                 |                |             | <b>V-8 305 (CANADA) ENG.</b>  |                 |                |             |
| Pressure .....   | 71043           |                |             | Pressure .....  | 80116           |                |             |
| Return .....   |                 | *20"           | 39107       | Return .....  | ≠70551          | ★15"           | 39135       |
| <b>V-8 5.7 L DIESEL ENG. (CANADA)</b>  |                 |                |             | <b>V-8 350 (CANADA) ENG.</b>  |                 |                |             |
| Pressure; Conventional System.....   | 71043           |                |             | Pressure .....  | 80116           |                |             |
| Pressure - Hydroboost To Gear; Hydroboost System; OE design change from a pressure pipe to a pressure hose. Use hose listed as replacement part..... | 71068           |                |             | Return; Eng. VIN L .....  | ≠70551          | ★15"           | 39135       |
| Pressure - Pump To Hydroboost; Hydroboost System .....   | 71199           |                |             | Return; Eng. VIN P.....   | ≠70518          | ★14"           | 39859       |
| Return; Conventional System.....   |                 | *20"           | 39107       | Return; Eng. VIN R.....   | ≠70177          | ★14"           | 39859       |
| Return - Gear To Pump; Hydroboost System.....  |                 | *18"           | 39106       | <b>1976-1974</b>  |                 |                |             |
| Return - Hydroboost To Pump; Hydroboost System .....   |                 | *48"           |             | <b>V-8 350 (CANADA) ENG.; V-8 400 (CANADA) ENG.; V-8 455 (CANADA) ENG.</b>                        |                 |                |             |
| <b>1980</b>  |                 |                |             | <b>V-8 350 (CANADA) ENG.</b>  |                 |                |             |
| <b>V-6 3.8 L ENG. (CANADA)</b>   |                 |                |             | <b>V-8 350 (CANADA) ENG.</b>  |                 |                |             |
| Pressure; W/A.P.....   | 71072           |                |             | Pressure .....  | 70272           |                |             |
| Pressure; W/O A.P.; W/Flared Fitting ....  | 70247           |                |             | Return .....  | ≠70629          | ★17"           | 39859       |
| Pressure; W/O A.P.; W/O-Ring Fitting ...   | 80121           |                |             | <b>1973</b>   |                 |                |             |
| Return .....   |                 | *19"           |             | <b>V-8 350 (CANADA) ENG.</b>  |                 |                |             |
| <b>V-8 4.4 L ENG. (CANADA); V-8 5.0 L ENG. (CANADA)</b>  |                 |                |             | <b>V-8 350 (CANADA) ENG.</b>  |                 |                |             |
| Pressure .....   | 71074           |                |             | Pressure .....  | 70272           |                |             |
| Return .....   |                 | *              |             | Return .....  | ≠70629          | ★17"           | 39859       |
| <b>V-8 5.7 L ENG. (CANADA)</b>   |                 |                |             | <b>1972-1971</b>  |                 |                |             |
| Pressure; Eng. VIN R .....   | 71043           |                |             | <b>V-8 350 (CANADA) ENG.</b>  |                 |                |             |
| Pressure; Eng. VIN X .....   | 71121           |                |             | Pressure .....  | 70260           |                |             |
| Return; Eng. VIN R.....  |                 | *12"           |             | Return .....  | ≠70629          | ★20"           | 39859       |
| Return; Eng. VIN X.....  |                 | *              |             | <b>1970</b>   |                 |                |             |
| <b>V-8 5.7 L DIESEL ENG. (CANADA)</b>  |                 |                |             | <b>V-8 350 (CANADA) ENG.; V-8 400 (CANADA) ENG.; V-8 454 (CANADA) ENG.</b>                        |                 |                |             |
| Pressure - Hydroboost To Gear; OE design change from a pressure pipe to a pressure hose. Use hose listed as replacement part.....                    | 71068           |                |             | Pressure; W/A.C.....  | 70242           |                |             |
| Pressure - Pump To Hydroboost.....   | 71089           |                |             | Pressure; W/O A.C. ....   | 70206           |                |             |
| Return - Gear To Pump.....   |                 | *18"           | 39106       | Return .....  |                 | ★24"           |             |
| Return - Hydroboost To Pump .....  |                 | *48"           |             | <b>1969</b>   |                 |                |             |
| <b>1979</b>  |                 |                |             | <b>6-CYL. 250 (CANADA) ENG.</b>   |                 |                |             |
| <b>V-8 305 (CANADA) ENG.</b>   |                 |                |             | <b>V-8 327 (CANADA) ENG.; V-8 350 (CANADA) ENG.; V-8 396 (CANADA) ENG.; V-8 427 (CANADA) ENG.</b> |                 |                |             |
| Pressure .....   | 80116           |                |             | Pressure .....  | 70206           |                |             |
| Return .....   | ≠70177          | ★15"           | 39859       | Return .....  |                 | ★24"           |             |
| <b>V-8 350 (CANADA) ENG.</b>   |                 |                |             | <b>V-8 327 (CANADA) ENG.; V-8 350 (CANADA) ENG.; V-8 396 (CANADA) ENG.</b>                        |                 |                |             |
| Pressure; Eng. VIN R .....   | 80116           |                |             | Pressure; W/A.C.....  | 70242           |                |             |
| Pressure; Eng. VIN X .....   | 70265           |                |             | Pressure; W/O A.C. ....   | 70206           |                |             |
| Return; Eng. VIN R, X.....   | ≠70551          | ★20"           | 39135       | Return .....  |                 | ★24"           |             |
| <b>1978</b>  |                 |                |             | <b>LEMANS</b>   |                 |                |             |
| <b>V-8 305 (CANADA) ENG.</b>   |                 |                |             | <b>1993-1991</b>  |                 |                |             |
| Pressure .....   | 80116           |                |             | <b>4-CYL. 1.6 L ENG.</b>  |                 |                |             |
| Return .....   | ≠70177          | ★12"           | 39859       | Pressure .....  | 91672           |                |             |
| <b>V-8 350 (CANADA) ENG.</b>   |                 |                |             | <b>V-8 327 (CANADA) ENG.; V-8 350 (CANADA) ENG.; V-8 396 (CANADA) ENG.</b>                        |                 |                |             |
| Pressure; Eng. VIN R .....   | 80116           |                |             | Return .....  |                 | *19"           |             |
| Pressure; Eng. VIN X .....   | 70265           |                |             | <b>1990-1989</b>  |                 |                |             |
| Return; Eng. VIN R, X.....   | ≠70551          | ★20"           | 39135       | <b>4-CYL. 1.6 L ENG.</b>  |                 |                |             |
| <b>1978</b>  |                 |                |             | <b>4-CYL. 1.6 L ENG.</b>  |                 |                |             |
| <b>V-8 305 (CANADA) ENG.</b>   |                 |                |             | <b>4-CYL. 2.0 L ENG.</b>  |                 |                |             |
| Pressure .....   | 80116           |                |             | Pressure .....  | 91711           |                |             |
| Return .....   | ≠70177          | ★12"           | 39859       | <b>1988</b>   |                 |                |             |
| <b>V-8 350 (CANADA) ENG.</b>   |                 |                |             | <b>4-CYL. 1.6 L ENG.</b>  |                 |                |             |
| Pressure; Eng. VIN R .....   | 80116           |                |             | Pressure .....  | 91672           |                |             |
| Pressure; Eng. VIN X .....   | 70265           |                |             | <b>1988</b>   |                 |                |             |
| Return; Eng. VIN R, X.....   | ≠70551          | ★20"           | 39135       | <b>4-CYL. 1.6 L ENG.</b>  |                 |                |             |

- \* Cut From C.P.E. 3/8" I.D. Hose: 71350 (48"), 81352 (25).
- † Cut From S.A.E. 11/32" I.D. Hose: 80062 (12"), 80063 (24"), 80064 (36"), 81353 (25).
- ★ Cut From S.A.E. 3/8" I.D. Hose: 71224 (24"), 71236 (36"), 71206 (48"), 81206 (25). May Also Use 3/8" C.P.E.
- ♣ Cut From S.A.E. 5/8" I.D. Hose: 71351 (36").
- Cut From 1/2" I.D. Suction Hose: 71296 (36"), 81354 (10').
- ♣ Cut From 5/8" I.D. Suction Hose: 71207 (42"), 81355 (10').
- ✱ Cut From 3/4" I.D. Suction Hose: 71297 (36"), 81356 (10').
- ☆ See Page A14 For Pump or Gear Identification.

- Ⓜ Two Required.
- Ⓝ Three Required.
- Ⓞ Four Required.
- ≠ Cut To Fit.
- ⊗ Replaces Both Upper and Lower Hose.
- ⊕ 252660 Adaptor Required For Some Models.
- ♣ See Page A6 For Installation Procedure.

SYSTEM PUMP & GEAR IDENT.

SYSTEM & COMPONENT IDENT.

PASS. CARS

LIGHT TRUCKS

MEDIUM/HEAVY TRUCKS

BUSES

HOSE NUMERICAL

REPAIR KITS

KIT NUMERICAL

ILLUSTRATIONS

# Power Steering Hose for Passenger Cars

|                                      | Application                          | Assembly Number   | Multi-Use Hose  | End Fitting            | Application                     | Assembly Number  | Multi-Use Hose      | End Fitting |       |  |
|--------------------------------------|--------------------------------------|---|---|------------------------|---------------------------------|--|---------------------|-------------|-------|--|
| <b>SYSTEM PUMP &amp; GEAR IDENT.</b> | <b>PONTIAC - Continued</b>           |   |   |                        | <b>PONTIAC - Continued</b>      |  |                     |             |       |  |
|                                      | <b>LEMANS - Continued</b>            |   |   |                        | <b>LEMANS - Continued</b>       |  |                     |             |       |  |
|                                      | <b>1988 - Continued</b>              |   |   |                        | <b>1978 - Continued</b>         |  |                     |             |       |  |
|                                      | <b>4-CYL. 1.6 L ENG. - Continued</b> |   |   |                        | <b>V-8 301 ENG.</b>             |  |                     |             |       |  |
|                                      |                                      | Return.....   |   | *19"                   | Pressure.....                   | 80116  |                     |             |       |  |
|                                      | <b>SYSTEM &amp; COMPONENT IDENT.</b> | <b>1981</b>   |   |                        |                                 | Return.....  | ☞70518              | ★15"        | 39859 |  |
|                                      |                                      | <b>V-6 3.8 L ENG.</b>                                   |   |                        |                                 | <b>V-8 305 ENG.; V-8 350 ENG.</b>  |                     |             |       |  |
|                                      |                                      |   | Pressure.....   | 71042                  |                                 | Pressure.....  | 80116               |             |       |  |
|                                      |                                      |   | Return.....   |                        | *20"                            | Return.....  | ☞70518              | ★20"        | 39135 |  |
|                                      |                                      | <b>V-8 4.3 L ENG.; V-8 4.9 L ENG.</b>                   |   |                        |                                 | <b>1977</b>  |                     |             |       |  |
|                                      |                                      | Pressure.....   | 71043   |                        | <b>6-CYL. 250 (CANADA) ENG.</b> |  |                     |             |       |  |
|                                      |                                      | Return.....   |   | *18"                   | 39107                           | Pressure; W/A.P.....   | 80137               |             |       |  |
| <b>PASS. CARS</b>                    |                                      | <b>V-8 4.4 L ENG. (CANADA); V-8 5.0 L ENG. (CANADA)</b> |   |                        |                                 | Pressure; W/O A.P.....   | 70247               |             |       |  |
|                                      |                                      |   | Pressure.....   | 71074                  |                                 | Return.....  |                     | ★19"        |       |  |
|                                      |                                      |   | Return.....   |                        | *18"                            | 39107  | <b>V-6 231 ENG.</b> |             |       |  |
|                                      | <b>1980</b>                          |   |   |                        | Pressure; W/A.P.....            | 80137  |                     |             |       |  |
|                                      | <b>V-6 3.8 L ENG.</b>                |   |   |                        | Pressure; W/O A.P.....          | 70247  |                     |             |       |  |
|                                      |                                      | Pressure; Eng. VIN K.....                               | 71043   |                        | Return.....                     | ☞70177   | ★18"                | 39859       |       |  |
|                                      | <b>LIGHT TRUCKS</b>                  |   | Pressure; W/A.P.; Eng. VIN A.....                     | 71072                  |                                 | <b>V-8 301 ENG.</b>  |                     |             |       |  |
|                                      |                                      |   | Pressure; W/O A.P.; W/Flared Fitting; Eng. VIN A..... | 70265                  |                                 | Pressure.....  | 80116               |             |       |  |
|                                      |                                      |   | Pressure; W/O A.P.; W/O-Ring Fitting; Eng. VIN A..... | 71042                  |                                 | Return.....  | ☞70518              | ★14"        | 39859 |  |
|                                      |                                      |   | Return.....   |                        | *19"                            | <b>V-8 305 ENG.</b>  |                     |             |       |  |
| <b>MEDIUM/HEAVY TRUCKS</b>           |                                      | <b>V-8 4.3 L ENG.</b>                                   |   |                        |                                 | Pressure.....  | 80116               |             |       |  |
|                                      |                                      |   | Pressure.....   | 71043                  |                                 | Return.....  | ☞70551              | ★15"        | 39135 |  |
|                                      |                                      |   | Return.....   |                        | *18"                            | 39106  | <b>V-8 350 ENG.</b> |             |       |  |
|                                      |                                      | <b>V-8 4.4 L ENG. (CANADA)</b>                          |   |                        |                                 | Pressure.....  | 80116               |             |       |  |
|                                      |                                      |   | Pressure.....   | 71074                  |                                 | Return; Eng. VIN L.....  | ☞70551              | ★15"        | 39135 |  |
|                                      |                                      |   | Return.....   |                        | *18"                            | Return; Eng. VIN P.....  | ☞70518              | ★14"        | 39859 |  |
|                                      | <b>BUSES</b>                         | <b>V-8 4.9 L ENG.</b>                                   |   |                        |                                 | Return; Eng. VIN R.....  | ☞70177              | ★14"        | 39859 |  |
|                                      |                                      |   | Pressure.....   | 71043                  |                                 | <b>V-8 400 ENG.</b>  |                     |             |       |  |
|                                      |                                      |   | Return.....   |                        | *14"                            | 39107  | Pressure.....       | 80116       |       |  |
|                                      |                                      | <b>V-8 5.0 L ENG.</b>                                   |   |                        |                                 | Return.....  | ☞70518              | ★14"        | 39859 |  |
|                                      |                                      | Pressure.....   | 71074   |                        | <b>V-8 403 ENG.</b>             |  |                     |             |       |  |
|                                      |                                      | Return.....   |   | *18"                   | Pressure.....                   | 80116  |                     |             |       |  |
| <b>HOSE NUMERICAL</b>                |                                      | <b>1979</b>   |   |                        |                                 | Return.....  | ☞70551              | ★15"        | 39135 |  |
|                                      |                                      | <b>V-6 200 (CANADA) ENG.; V-8 267 (CANADA) ENG.</b>     |   |                        |                                 | <b>1976</b>  |                     |             |       |  |
|                                      |                                      |   | Pressure; W/A.P.....                                  | 80137                  |                                 | <b>6-CYL. 250 ENG.</b>   |                     |             |       |  |
|                                      |                                      |   | Pressure; W/O A.P.....                                | 70247                  |                                 | Pressure; W/A.P.....   | 80133               |             |       |  |
|                                      |                                      | Return.....   | ☞70177  | ★18"                   | 39859                           | Pressure; W/O A.P.....   | 70272               |             |       |  |
|                                      | <b>REPAIR KITS</b>                   | <b>V-6 231 ENG.</b>                                     |   |                        |                                 | Return.....  | ☞70629              | ★12"        | 39859 |  |
|                                      |                                      |   | Pressure; Coupe; Sedan; W/A.P.....                    | 80137                  |                                 | <b>V-8 260 ENG.; V-8 305 (CANADA) ENG.; V-8 350 ENG.; V-8 400 ENG.; V-8 455 ENG.</b> |                     |             |       |  |
|                                      |                                      |   | Pressure; Coupe; Sedan; W/O A.P.....                  | 70247                  |                                 | Pressure.....  | 70272               |             |       |  |
|                                      |                                      |   | Pressure; Station Wagon.....                          | 71042                  |                                 | Return.....  |                     | ★14"        |       |  |
|                                      |                                      |   | Return.....   | ☞70177                 | ★18"                            | 39859  | <b>1975</b>         |             |       |  |
| <b>V-8 301 ENG.</b>                  |                                      |   |   | <b>6-CYL. 250 ENG.</b> |                                 |  |                     |             |       |  |
|                                      |                                      | Pressure.....   | 80116   |                        | Pressure; W/A.P.....            | 70279  |                     |             |       |  |
|                                      |                                      | Return.....   | ☞70518  | ★15"                   | 39859                           | Pressure; W/O A.P.....   | 70257               |             |       |  |
| <b>KIT NUMERICAL</b>                 |                                      | <b>V-8 305 ENG.; V-8 350 ENG.</b>                       |   |                        |                                 | Return.....  |                     | ★           |       |  |
|                                      |                                      |   | Pressure; W/A.C.....                                  | 80141                  |                                 | <b>V-8 350 ENG.; V-8 400 ENG.</b>  |                     |             |       |  |
|                                      |                                      | Pressure; W/O A.C.....                                  | 70260   |                        | Pressure.....                   | 70272  |                     |             |       |  |
|                                      |                                      | Return.....   | ☞70629  | ★18"                   | 39859                           | Return.....  | ☞70629              | ★17"        |       |  |
|                                      | <b>ILLUSTRATIONS</b>                 | <b>1978</b>   |   |                        |                                 | <b>1974</b>  |                     |             |       |  |
|                                      |                                      | <b>V-6 200 (CANADA) ENG.; V-6 231 ENG.</b>              |   |                        |                                 | <b>6-CYL. 250 ENG.</b>   |                     |             |       |  |
|                                      |                                      |   | Pressure; W/A.P.....                                  | 80137                  |                                 | Pressure.....  | 70230               |             |       |  |
|                                      |                                      |   | Pressure; W/O A.P.....                                | 70247                  |                                 | Return.....  | ☞70177              | ★22"        |       |  |
|                                      |                                      |   | Return.....   | ☞70177                 | ★18"                            | 39859  |                     |             |       |  |

- \* Cut From C.P.E. 3/8" I.D. Hose: 71350 (48"), 81352 (25).
- † Cut From S.A.E. 11/32" I.D. Hose: 80062 (12"), 80063 (24"), 80064 (36"), 81353 (25).
- ★ Cut From S.A.E. 3/8" I.D. Hose: 71224 (24"), 71236 (36"), 71206 (48"), 81206 (25). May Also Use 3/8" C.P.E.
- ♣ Cut From S.A.E. 5/8" I.D. Hose: 71351 (36").
- Cut From 1/2" I.D. Suction Hose: 71296 (36"), 81354 (10').
- ♣ Cut From 5/8" I.D. Suction Hose: 71207 (42"), 81355 (10').
- ✱ Cut From 3/4" I.D. Suction Hose: 71297 (36"), 81356 (10').
- ☆ See Page A14 For Pump or Gear Identification.

- Ⓜ Two Required.
- Ⓝ Three Required.
- Ⓞ Four Required.
- ☞ Cut To Fit.
- ⊗ Replaces Both Upper and Lower Hose.
- ▲ 252660 Adaptor Required For Some Models.
- ♣ See Page A6 For Installation Procedure.

# Power Steering Hose for Passenger Cars

| Application                                     | Assembly Number | Multi-Use Hose | End Fitting | Application   | Assembly Number | Multi-Use Hose | End Fitting |
|---|-----------------|----------------|-------------|---|-----------------|----------------|-------------|
| <b>PONTIAC - Continued</b>                      |                 |                |             | <b>PONTIAC - Continued</b>                              |                 |                |             |
| <b>LEMANS - Continued</b>                       |                 |                |             | <b>PARISIENNE - Continued</b>                           |                 |                |             |
| <b>1974 - Continued</b>                         |                 |                |             | <b>1985 - Continued</b>                                 |                 |                |             |
| <b>V-8 350 ENG.; V-8 400 ENG.; V-8 455 ENG.</b> |                 |                |             | <b>V-8 5.0 L ENG. - Continued</b>                       |                 |                |             |
| Pressure .....                                  | 70272           |                |             | Return - Hydroboost To Pump; Hydro-                     |                 |                |             |
| Return .....                                    | ✕70629          | ★17"           | 39859       | boost System .....                                      |                 | *41"           |             |
| <b>1973</b>                                     |                 |                |             | <b>V-8 5.7 L DIESEL ENG.</b>                            |                 |                |             |
| <b>6-CYL. 250 ENG.</b>                          |                 |                |             | Pressure - Hydroboost To Gear.....                      |                 |                |             |
| Pressure .....                                  | 70235           |                |             | Pressure - Pump To Hydroboost.....                      | 71226           |                |             |
| Return .....                                    | ✕70177          | ★22"           |             | Return - Gear To Pump.....                              | 71225           | *13"           |             |
| <b>V-8 350 ENG.; V-8 400 ENG.; V-8 455 ENG.</b> |                 |                |             | Return - Hydroboost To Pump.....                        |                 |                |             |
| Pressure .....                                  | 70272           |                |             |   |                 | *36"           |             |
| Return .....                                    |                 | ★17"           |             | <b>1984</b>   |                 |                |             |
| <b>1972-1971</b>                                |                 |                |             | <b>V-6 3.8 L ENG.</b>                                   |                 |                |             |
| <b>6-CYL. 250 ENG.</b>                          |                 |                |             | Pressure .....  |                 |                |             |
| Pressure .....                                  | 70235           |                |             | Return .....  | 80138           | *13"           |             |
| Return .....                                    | ✕70177          | ★22"           | 39859       | <b>V-8 5.0 L ENG.</b>                                   |                 |                |             |
| <b>V-8 350 ENG.; V-8 400 ENG.; V-8 455 ENG.</b> |                 |                |             | Pressure; Conventional System.....                      |                 |                |             |
| Pressure .....                                  | 70260           |                |             | Pressure - Hydroboost To Gear; Hydro-                   | 71074           |                |             |
| Return .....                                    | ✕70177          | ★20"           | 39859       | boost System .....                                      | 71246           |                |             |
| <b>1970</b>                                     |                 |                |             | Pressure - Pump To Hydroboost; Hy-                      |                 |                |             |
| <b>6-CYL. 250 ENG.</b>                          |                 |                |             | droboost System .....                                   |                 |                |             |
| Pressure .....                                  | ▲71058          |                |             | Return; Conventional System .....                       | 71245           | *13"           |             |
| Return .....                                    | ✕70629          | ★22"           | 39859       | Return - Gear To Pump; Hydroboost                       |                 | *12"           |             |
| <b>V-8 350 ENG.; V-8 400 ENG.</b>               |                 |                |             | System.....   |                 |                |             |
| Pressure .....                                  | 70206           |                |             | Return - Hydroboost To Pump; Hydro-                     |                 | *41"           |             |
| Return .....                                    | ✕70629          | ★22"           | 39859       | boost System .....                                      |                 |                |             |
| <b>PARISIENNE</b>                               |                 |                |             | <b>V-8 5.7 L DIESEL ENG.</b>                            |                 |                |             |
| <b>1986</b>                                     |                 |                |             | Pressure - Hydroboost To Gear.....                      |                 |                |             |
| <b>V-6 4.3 L ENG.</b>                           |                 |                |             | Pressure - Pump To Hydroboost.....                      |                 |                |             |
| Pressure; W/O A.C. ....                         | 71043           |                |             | Return - Gear To Pump.....                              | 71226           |                |             |
| Pressure - Pump To Tee; W/A.C. ....             | 70409           |                |             | Return - Hydroboost To Pump.....                        | 71225           | *13"           |             |
| Pressure - Tee To Gear; W/A.C. ....             | 39138           |                |             |   |                 | *36"           |             |
| Return; W/O A.C. ....                           |                 | *              |             | <b>1983</b>   |                 |                |             |
| Return - Pump To Tee; W/A.C. ....               |                 | *              |             | <b>V-6 3.8 L ENG.</b>                                   |                 |                |             |
| <b>V-8 5.0 L ENG.</b>                           |                 |                |             | Pressure .....  |                 |                |             |
| Pressure; W/O A.C. ....                         | 71074           |                |             | Return .....  | 80138           | *13"           |             |
| Pressure - Pump To Tee; W/A.C. ....             | 70404           |                |             | <b>V-8 5.0 L ENG.</b>                                   |                 |                |             |
| Pressure - Tee To Gear; W/A.C. ....             | 39138           |                |             | Pressure .....  | 71074           |                |             |
| Return; W/O A.C. ....                           |                 | *12"           |             | Return .....  |                 | *13"           |             |
| Return - Pump To Tee; W/A.C. ....               |                 | *9"            |             | <b>V-8 5.7 L DIESEL ENG.</b>                            |                 |                |             |
| <b>1985</b>                                     |                 |                |             | Pressure - Hydroboost To Gear.....                      |                 |                |             |
| <b>V-6 3.8 L ENG. (CANADA)</b>                  |                 |                |             | Pressure - Pump To Hydroboost.....                      |                 |                |             |
| Pressure .....                                  | 80138           |                |             | Return - Gear To Pump.....                              | 71226           | *13"           |             |
| Return .....                                    |                 | *13"           |             | Return - Hydroboost To Pump.....                        | 71225           | *36"           |             |
| <b>V-6 4.3 L ENG.</b>                           |                 |                |             | <b>1982</b>   |                 |                |             |
| Pressure .....                                  | 71043           |                |             | <b>V-6 3.8 L ENG. (CANADA)</b>                          |                 |                |             |
| Return .....                                    |                 | *13"           |             | Pressure .....  | 80138           |                |             |
| <b>V-8 5.0 L ENG.</b>                           |                 |                |             | Return .....  |                 |                |             |
| Pressure; Conventional System.....              | 71074           |                |             |   |                 | *13"           |             |
| Pressure - Hydroboost To Gear; Hydro-           |                 |                |             | <b>V-8 4.4 L ENG. (CANADA); V-8 5.0 L ENG. (CANADA)</b> |                 |                |             |
| boost System .....                              | 71246           |                |             | Pressure .....  | 71074           |                |             |
| Pressure - Pump To Hydroboost; Hy-              |                 |                |             | Return .....  |                 | *13"           |             |
| droboost System .....                           | 71245           |                |             | <b>V-8 5.7 L DIESEL ENG. (CANADA)</b>                   |                 |                |             |
| Return; Conventional System.....                |                 | *13"           |             | Pressure - Hydroboost To Gear.....                      | 71226           |                |             |
| Return - Gear To Pump; Hydroboost               |                 | *12"           |             | Pressure - Pump To Hydroboost.....                      | 71225           |                |             |
| System.....                                     |                 |                |             | Return - Gear To Pump.....                              |                 | *18"           |             |
|   |                 |                |             | Return - Hydroboost To Pump.....                        |                 | *48"           |             |

\* Cut From C.P.E. 3/8" I.D. Hose: 71350 (48"), 81352 (25').  
 † Cut From S.A.E. 11/32" I.D. Hose: 80062 (12"), 80063 (24"), 80064 (36"), 81353 (25').  
 ★ Cut From S.A.E. 3/8" I.D. Hose: 71224 (24"), 71236 (36"), 71206 (48"), 81206 (25'). May Also Use 3/8" C.P.E.  
 ♣ Cut From S.A.E. 5/8" I.D. Hose: 71351 (36').  
 □ Cut From 1/2" I.D. Suction Hose: 71296 (36"), 81354 (10').  
 ♠ Cut From 5/8" I.D. Suction Hose: 71207 (42"), 81355 (10').  
 ✱ Cut From 3/4" I.D. Suction Hose: 71297 (36"), 81356 (10').  
 ☆ See Page A14 For Pump or Gear Identification.

Ⓜ Two Required.  
 Ⓝ Three Required.  
 Ⓞ Four Required.  
 ✂ Cut To Fit.  
 Ⓢ Replaces Both Upper and Lower Hose.  
 ▲ 252660 Adaptor Required For Some Models.  
 ♣ See Page A6 For Installation Procedure.

SYSTEM PUMP & GEAR IDENT.

SYSTEM & COMPONENT IDENT.

PASS. CARS

LIGHT TRUCKS

MEDIUM/HEAVY TRUCKS

BUSES

HOSE NUMERICAL

REPAIR KITS

KIT NUMERICAL

ILLUSTRATIONS

# Power Steering Hose for Passenger Cars

|                                      | Application  | Assembly Number | Multi-Use Hose | End Fitting | Application   | Assembly Number | Multi-Use Hose | End Fitting |
|--------------------------------------|--|-----------------|----------------|-------------|---|-----------------|----------------|-------------|
| <b>SYSTEM PUMP &amp; GEAR IDENT.</b> | <b>PONTIAC - Continued</b>   |                 |                |             | <b>PONTIAC - Continued</b>  |                 |                |             |
| <b>SYSTEM &amp; COMPONENT IDENT.</b> | <b>PARISIENNE - Continued</b>  |                 |                |             | <b>PARISIENNE - Continued</b>   |                 |                |             |
| <b>PASS. CARS</b>                    | <b>1981 - Continued</b>  |                 |                |             | <b>1976-1974</b>  |                 |                |             |
|                                      | <b>V-8 4.3 L ENG. (CANADA); V-8 4.4 L ENG. (CANADA); V-8 5.0 L ENG. (CANADA)</b>   |                 |                |             | <b>V-8 350 (CANADA) ENG.; V-8 400 (CANADA) ENG.; V-8 455 (CANADA) ENG.</b>  |                 |                |             |
|                                      | Pressure .....   | 71043           |                |             | Pressure .....  | 70272           |                |             |
|                                      | Return .....   |                 | *20"           | 39107       | Return .....  | ≠70629          | ★17"           | 39859       |
| <b>LIGHT TRUCKS</b>                  | <b>V-8 5.7 L DIESEL ENG. (CANADA)</b>  |                 |                |             | <b>1973</b>   |                 |                |             |
|                                      | Pressure; Conventional System.....   | 71043           |                |             | <b>V-8 350 (CANADA) ENG.</b>  |                 |                |             |
|                                      | Pressure - Hydroboost To Gear; Hydroboost System; OE design change from a pressure pipe to a pressure hose. Use hose listed as replacement part..... | 71068           |                |             | Pressure .....  | 70272           |                |             |
|                                      | Pressure - Pump To Hydroboost; Hydroboost System.....  | 71199           |                |             | Return .....  | ≠70629          | ★17"           | 39859       |
|                                      | Return; Conventional System.....   |                 | *20"           | 39107       | <b>1972-1971</b>  |                 |                |             |
|                                      | Return - Gear To Pump; Hydroboost System.....  |                 | *18"           | 39106       | <b>6-CYL. 250 (CANADA) ENG.; V-8 350 (CANADA) ENG.</b>  |                 |                |             |
|                                      | Return - Hydroboost To Pump; Hydroboost System.....  |                 | *48"           |             | Pressure .....  | 70260           |                |             |
| <b>MEDIUM/HEAVY TRUCKS</b>           | <b>1980</b>  |                 |                |             | Return .....  | ≠70629          | ★20"           | 39859       |
|                                      | <b>V-6 3.8 L ENG. (CANADA)</b>   |                 |                |             | <b>1970</b>   |                 |                |             |
|                                      | Pressure; W/A.P.....   | 71072           |                |             | <b>6-CYL. 250 (CANADA) ENG.; V-8 350 (CANADA) ENG.; V-8 400 (CANADA) ENG.; V-8 454 (CANADA) ENG.</b>                        |                 |                |             |
|                                      | Pressure; W/O A.P.; W/Flared Fitting....   | 70247           |                |             | Pressure .....  | 70242           |                |             |
|                                      | Pressure; W/O A.P.; W/O-Ring Fitting....   | 80121           |                |             | Return .....  | ≠80154          | ★24"           | 39859       |
|                                      | Return .....   |                 | *19"           |             | <b>1969</b>   |                 |                |             |
| <b>BUSES</b>                         | <b>V-8 4.4 L ENG. (CANADA); V-8 5.0 L ENG. (CANADA)</b>  |                 |                |             | <b>6-CYL. 250 (CANADA) ENG.; V-8 327 (CANADA) ENG.; V-8 350 (CANADA) ENG.; V-8 396 (CANADA) ENG.; V-8 427 (CANADA) ENG.</b> |                 |                |             |
|                                      | Pressure .....   | 71074           |                | *           | Pressure .....  | 70242           |                |             |
|                                      | Return .....   |                 |                |             | Return .....  | ≠80154          | ★24"           | 39859       |
|                                      | <b>V-8 5.7 L ENG. (CANADA)</b>   |                 |                |             | <b>1968</b>   |                 |                |             |
|                                      | Pressure .....   | 71121           |                | *           | <b>6-CYL. 250 (CANADA) ENG.; V-8 327 (CANADA) ENG.; V-8 396 (CANADA) ENG.; V-8 427 (CANADA) ENG.</b>                        |                 |                |             |
|                                      | Return .....   |                 |                |             | Pressure .....  | 70242           |                |             |
|                                      | <b>V-8 5.7 L DIESEL ENG. (CANADA)</b>  |                 |                |             | Return .....  | ≠80154          | ★24"           | 39859       |
|                                      | Pressure - Hydroboost To Gear; OE design change from a pressure pipe to a pressure hose. Use hose listed as replacement part.....                    | 71068           |                |             | <b>1967</b>   |                 |                |             |
|                                      | Pressure - Pump To Hydroboost.....   | 71089           |                |             | <b>6-CYL. 250 (CANADA) ENG.; V-8 283 (CANADA) ENG.; V-8 327 (CANADA) ENG.; V-8 396 (CANADA) ENG.; V-8 427 (CANADA) ENG.</b> |                 |                |             |
|                                      | Return - Gear To Pump.....   |                 | *18"           | 39106       | Pressure .....  | 70235           |                |             |
|                                      | Return - Hydroboost To Pump.....   |                 | *48"           |             | Return .....  | ≠80154          | ★18"           | 39859       |
| <b>HOSE NUMERICAL</b>                | <b>1979-1978</b>   |                 |                |             | <b>1966</b>   |                 |                |             |
|                                      | <b>6-CYL. 250 (CANADA) ENG.</b>  |                 |                |             | <b>6-CYL. 250 (CANADA) ENG.; V-8 283 (CANADA) ENG.; V-8 327 (CANADA) ENG.; V-8 396 (CANADA) ENG.; V-8 427 (CANADA) ENG.</b> |                 |                |             |
|                                      | Pressure; W/A.P.....   | 80137           |                |             | Pressure .....  | 70235           |                |             |
|                                      | Pressure; W/O A.P.....   | 70247           |                |             | Return .....  | ≠70177          | ★24"           | 39859       |
|                                      | Return .....   | ≠70177          | ★18"           | 39859       | <b>1965-1964</b>  |                 |                |             |
| <b>REPAIR KITS</b>                   | <b>V-8 305 (CANADA) ENG.; V-8 350 (CANADA) ENG.</b>  |                 |                |             | <b>6-CYL. 230 (CANADA) ENG.; V-8 283 (CANADA) ENG.; V-8 327 (CANADA) ENG.; V-8 409 (CANADA) ENG.</b>                        |                 |                |             |
|                                      | Pressure .....   | 80116           |                |             | Return .....  | ≠70177          | ★24"           | 39859       |
|                                      | Return .....   | ≠70177          | ★15"           | 39859       | <b>1963</b>   |                 |                |             |
|                                      | <b>1977</b>  |                 |                |             | <b>6-CYL. 230 (CANADA) ENG.; V-8 283 (CANADA) ENG.; V-8 327 (CANADA) ENG.</b>   |                 |                |             |
|                                      | <b>6-CYL. 250 (CANADA) ENG.</b>  |                 |                |             | Return .....  | ≠70629          | ★27"           | 39859       |
|                                      | Pressure; W/A.P.....   | 80137           |                |             | <b>1963</b>   |                 |                |             |
|                                      | Pressure; W/O A.P.....   | 70247           |                |             | <b>6-CYL. 230 (CANADA) ENG.; V-8 283 (CANADA) ENG.; V-8 327 (CANADA) ENG.</b>   |                 |                |             |
|                                      | Return .....   |                 | *19"           |             | Return .....  | ≠70629          | ★27"           | 39859       |
| <b>KIT NUMERICAL</b>                 | <b>V-8 305 (CANADA) ENG.; V-8 350 (CANADA) ENG.</b>  |                 |                |             |   |                 |                |             |
|                                      | Pressure .....   | 80116           |                |             |   |                 |                |             |
|                                      | Return .....   | ≠70551          | ★15"           | 39135       |   |                 |                |             |

**ILLUSTRATIONS**

\* Cut From C.P.E. 3/8" I.D. Hose: 71350 (48"), 81352 (25').  
 † Cut From S.A.E. 11/32" I.D. Hose: 80062 (12"), 80063 (24"), 80064 (36"), 81353 (25').  
 ★ Cut From S.A.E. 3/8" I.D. Hose: 71224 (24"), 71236 (36"), 71206 (48"), 81206 (25'). May Also Use 3/8" C.P.E.  
 ♣ Cut From S.A.E. 5/8" I.D. Hose: 71351 (36").  
 □ Cut From 1/2" I.D. Suction Hose: 71296 (36"), 81354 (10').  
 ⚡ Cut From 5/8" I.D. Suction Hose: 71207 (42"), 81355 (10').  
 ✱ Cut From 3/4" I.D. Suction Hose: 71297 (36"), 81356 (10').  
 ☆ See Page A14 For Pump or Gear Identification.

Ⓜ Two Required.  
 Ⓝ Three Required.  
 Ⓞ Four Required.  
 ≠ Cut To Fit.  
 Ⓢ Replaces Both Upper and Lower Hose.  
 ▲ 252660 Adaptor Required For Some Models.  
 ♣ See Page A6 For Installation Procedure.



# Power Steering Hose for Passenger Cars

| Application   | Assembly Number | Multi-Use Hose | End Fitting | Application                              | Assembly Number | Multi-Use Hose | End Fitting |                           |
|---|-----------------|----------------|-------------|--|-----------------|----------------|-------------|---------------------------|
| <b>PONTIAC - Continued</b>  |                 |                |             | <b>PONTIAC - Continued</b>               |                 |                |             | SYSTEM PUMP & GEAR IDENT. |
| <b>PARISIENNE - Continued</b>   |                 |                |             | <b>PHOENIX - Continued</b>               |                 |                |             |                           |
| <b>1962</b>   |                 |                |             | <b>1979 - Continued</b>                  |                 |                |             | SYSTEM & COMPONENT IDENT. |
| 6-CYL. (CANADA) ENG.; V-8 283 (CANADA) ENG.; V-8 327 (CANADA) ENG.                        |                 |                |             | V-8 305 ENG.; V-8 350 ENG.               |                 |                |             |                           |
| Return .....  | ≧70629          | ★27"           | 39859       | Pressure .....                           | 70277           |                |             |                           |
|   |                 |                |             | Return .....                             |                 | ★20"           |             |                           |
| <b>1961</b>   |                 |                |             | <b>1978</b>                              |                 |                |             | PASS. CARS                |
| 6-CYL. (CANADA) ENG.; V-8 283 (CANADA) ENG.; V-8 327 (CANADA) ENG.; V-8 348 (CANADA) ENG. |                 |                |             | 4-CYL. 151 ENG.                          |                 |                |             |                           |
| Return .....  | ≧70629          | ★27"           | 39859       | Pressure .....                           | 70265           |                |             |                           |
|   |                 |                |             | Return .....                             |                 | ★13"           |             |                           |
| <b>PHOENIX</b>  |                 |                |             | V-6 231 ENG.                             |                 |                |             | LIGHT TRUCKS              |
| <b>1984-1983</b>  |                 |                |             | V-8 305 ENG.; V-8 350 ENG.               |                 |                |             |                           |
| 4-CYL. 2.5 L ENG.   |                 |                |             | Pressure .....                           |                 |                |             |                           |
| Pressure - From Pump .....  | 91526           |                |             | Return .....                             | 70265           | ★18"           |             |                           |
| Pressure - To Gear .....  | 71188           |                |             | V-8 301 ENG.; V-8 305 ENG.; V-8 350 ENG. |                 |                |             |                           |
| Return - From Gear .....  | ≧71322          |                |             | Pressure .....                           | 70277           |                |             |                           |
| V-6 2.8 L ENG.  |                 |                |             | Return .....                             |                 |                |             | ★20"                      |
| Pressure; W/O A.C. ....   | 91864           |                |             | <b>1977</b>                              |                 |                |             | MEDIUM/HEAVY TRUCKS       |
| Pressure - Pump To Tee; W/A.C. ....   | 39137           |                |             | 4-CYL. 151 ENG.                          |                 |                |             |                           |
| Pressure - Tee To Gear; W/A.C. ....   | 91502           |                |             | Pressure .....                           |                 |                |             |                           |
| Return; W/O A.C. ....   | 91551           |                |             | Return .....                             |                 |                |             | ★18"                      |
| Return - Tee To Gear; W/A.C. ....   | 91551           |                |             | V-6 231 ENG.                             |                 |                |             | BUSES                     |
| <b>1982</b>   |                 |                |             | Pressure .....                           |                 |                |             |                           |
| 4-CYL. 2.5 L ENG.   |                 |                |             | Return .....                             |                 |                |             | ★19"                      |
| Pressure - From Pump .....  | 91526           |                |             | V-8 301 ENG.; V-8 305 ENG.; V-8 350 ENG. |                 |                |             |                           |
| Pressure - To Gear .....  | 71188           |                |             | Pressure .....                           | 70277           |                |             |                           |
| Return - From Gear .....  | ≧71322          |                |             | Return .....                             |                 | ★15"           |             |                           |
| V-6 2.8 L ENG.  |                 |                |             | <b>SAFARI</b>                            |                 |                |             | HOSE NUMERICAL            |
| Pressure - From Pump .....  |                 |                |             | 1989-1987                                |                 |                |             |                           |
| Pressure - To Gear .....  | 71189           |                |             | V-8 5.0 L ENG.                           |                 |                |             |                           |
| Return - From Gear .....  | 91530           |                |             | Pressure .....                           |                 |                |             |                           |
| <b>1981</b>   |                 |                |             | Return .....                             |                 |                |             | *                         |
| 4-CYL. 2.5 L ENG.   |                 |                |             | <b>STAR CHIEF</b>                        |                 |                |             | REPAIR KITS               |
| Pressure - From Pump .....  |                 |                |             | 1966-1964                                |                 |                |             |                           |
| Pressure - To Gear .....  | 71163           |                |             | V-8 389 ENG.; V-8 421 ENG.               |                 |                |             |                           |
| Return - From Gear .....  | ≧71322          |                |             | Return .....                             | ≧70177          | ★24"           | 39859       |                           |
| V-6 2.8 L ENG.  |                 |                |             | <b>1963</b>                              |                 |                |             | KIT NUMERICAL             |
| Pressure - From Pump .....  |                 |                |             | V-8 389 ENG.; V-8 421 ENG.               |                 |                |             |                           |
| Pressure - To Gear .....  | 91527           |                |             | Return .....                             |                 |                |             | ★27"                      |
| Return - From Gear .....  | 71164           |                |             | <b>1962-1959</b>                         |                 |                |             | REPAIR KITS               |
| <b>1980</b>   |                 |                |             | V-8 389 ENG.                             |                 |                |             |                           |
| 4-CYL. 2.5 L ENG.   |                 |                |             | Return .....                             |                 |                |             | ★27"                      |
| Pressure - From Pump .....  | 71056           |                |             | <b>SUNBIRD</b>                           |                 |                |             | KIT NUMERICAL             |
| Pressure - To Gear .....  | 91529           |                |             | 1994-1993                                |                 |                |             |                           |
| Return - Cooler To Pump .....   |                 | ★22"           |             | 4-CYL. 2.0 L ENG.                        |                 |                |             |                           |
| Return - Gear To Cooler .....   |                 | ★38"           |             | Pressure .....                           |                 |                |             |                           |
| V-6 2.8 L ENG.  |                 |                |             | Reservoir .....                          |                 |                |             | 71430                     |
| Pressure - From Pump .....  | 71055           |                |             | Return .....                             |                 |                |             | 80163                     |
| Pressure - To Gear .....  | 91528           |                |             | Return .....                             |                 |                |             | 70410                     |
| Return - Cooler To Pump .....   |                 | ★22"           |             | V-6 3.1 L ENG.                           |                 |                |             |                           |
| Return - Gear To Cooler .....   |                 | ★38"           |             | Pressure .....                           |                 |                |             |                           |
| <b>1979</b>   |                 |                |             | Return - Cooler To Pump .....            |                 |                |             | 91717                     |
| V-6 231 ENG.  |                 |                |             | Return - Gear To Cooler .....            |                 |                |             | ★42"                      |
| Pressure .....  | 70265           |                |             | Return - Gear To Cooler .....            |                 |                |             | ≧70442                    |
| Return .....  |                 | ★18"           |             |  |                 |                |             |                           |

\* Cut From C.P.E. 3/8" I.D. Hose: 71350 (48"), 81352 (25").  
 † Cut From S.A.E. 11/32" I.D. Hose: 80062 (12"), 80063 (24"), 80064 (36"), 81353 (25").  
 ★ Cut From S.A.E. 3/8" I.D. Hose: 71224 (24"), 71236 (36"), 71206 (48"), 81206 (25"). May Also Use 3/8" C.P.E.  
 ♣ Cut From S.A.E. 5/8" I.D. Hose: 71351 (36").  
 □ Cut From 1/2" I.D. Suction Hose: 71296 (36"), 81354 (10').  
 ❖ Cut From 5/8" I.D. Suction Hose: 71207 (42"), 81355 (10').  
 ✱ Cut From 3/4" I.D. Suction Hose: 71297 (36"), 81356 (10').  
 ☆ See Page A14 For Pump or Gear Identification.

② Two Required.  
 ③ Three Required.  
 ④ Four Required.  
 ≧ Cut To Fit.  
 \* Replaces Both Upper and Lower Hose.  
 ▲ 252660 Adaptor Required For Some Models.  
 ♣ See Page A6 For Installation Procedure.

ILLUSTRATIONS

# Power Steering Hose for Passenger Cars

|                                      | Application                                 | Assembly Number | Multi-Use Hose | End Fitting | Application  | Assembly Number | Multi-Use Hose | End Fitting |
|--------------------------------------|---|-----------------|----------------|-------------|--|-----------------|----------------|-------------|
| <b>SYSTEM PUMP &amp; GEAR IDENT.</b> | <b>PONTIAC - Continued</b>                  |                 |                |             | <b>PONTIAC - Continued</b>   |                 |                |             |
| <b>SYSTEM &amp; COMPONENT IDENT.</b> | <b>SUNBIRD - Continued</b>                  |                 |                |             | <b>SUNBIRD - Continued</b>   |                 |                |             |
| <b>PASS. CARS</b>                    | <b>1992-1991</b>                            |                 |                |             | <b>1980</b>  |                 |                |             |
|                                      | <b>4-CYL. 2.0 L ENG.</b>                    |                 |                |             | <b>4-CYL. 2.5 L ENG.</b>   |                 |                |             |
|                                      | Pressure .....                              | 71430           |                |             | Pressure .....   | 71069           |                |             |
|                                      | Reservoir .....                             | 80163           |                |             | Return .....   |                 | *10"           |             |
|                                      | Return .....                                | 70410           |                |             | <b>V-6 3.8 L ENG.</b>  |                 |                |             |
|                                      | <b>V-6 3.1 L ENG.</b>                       |                 |                |             | Pressure .....   | 71078           |                |             |
|                                      | Pressure .....                              | 91717           | *42"           |             | Return .....   |                 | *15"           |             |
|                                      | Return - Cooler To Pump .....               |                 |                |             | <b>1979-1978</b>   |                 |                |             |
|                                      | Return - Cooler Tube; W/Cooler .....        | 91938           |                |             | <b>4-CYL. 151 ENG.</b>   |                 |                |             |
|                                      | Return - Gear To Cooler .....               | 91649           |                |             | Return .....   |                 | *12"           | 39859       |
|                                      | <b>1990</b>                                 |                 |                |             | <b>V-6 231 ENG.</b>  |                 |                |             |
|                                      | <b>4-CYL. 2.0 L ENG.</b>                    |                 |                |             | Pressure .....   | 80120           |                |             |
|                                      | Pressure; W/O Turbo .....                   | 71430           |                |             | Return .....   | ☞70518          | *18"           | 39135       |
|                                      | Pressure; W/Turbo .....                     | 71400           |                |             | <b>V-8 305 ENG.</b>  |                 |                |             |
|                                      | Reservoir .....                             | 80163           |                |             | Pressure .....   | 70260           |                |             |
|                                      | Return .....                                | 70410           |                |             | Return .....   |                 | *12"           | 39859       |
| <b>LIGHT TRUCKS</b>                  | <b>1989</b>                                 |                 |                |             | <b>1977</b>  |                 |                |             |
|                                      | <b>4-CYL. 2.0 L ENG.</b>                    |                 |                |             | <b>4-CYL. 140 ENG.</b>   |                 |                |             |
|                                      | Pressure .....                              | 71400           |                |             | Pressure .....   | 80218           |                |             |
|                                      | Reservoir .....                             | 80163           |                |             | Return .....   | ☞70518          | *18"           | 39135       |
|                                      | Return; W/O Turbo .....                     | 70410           |                | *36"        | <b>4-CYL. 151 ENG.</b>   |                 |                |             |
|                                      | Return - Cooler To Pump .....               |                 |                |             | Return .....   | ☞70518          | *18"           | 39135       |
|                                      | Return - Cooler Tube; W/Cooler .....        | 91938           |                |             | <b>V-6 231 ENG.</b>  |                 |                |             |
|                                      | Return - Gear To Cooler .....               | 91649           |                |             | Pressure .....   | 80120           |                |             |
| <b>MEDIUM/HEAVY TRUCKS</b>           | <b>1988-1987</b>                            |                 |                |             | Return; W/Calif. Emission System .....   | ☞70177          | *12"           | 39859       |
|                                      | <b>4-CYL. 2.0 L ENG.</b>                    |                 |                |             | Return; W/O Calif. Emission System .....   | ☞70518          | *12"           | 39859       |
|                                      | Pressure .....                              | 71271           |                |             | <b>1976</b>  |                 |                |             |
|                                      | Reservoir .....                             | 80163           |                |             | <b>4-CYL. 140 ENG.</b>   |                 |                |             |
|                                      | Return; W/O Turbo .....                     | 70410           |                | *36"        | Pressure .....   | 80218           |                |             |
|                                      | Return - Cooler To Pump .....               |                 |                |             | Return .....   | ☞70518          | *15"           | 39135       |
|                                      | Return - Cooler Tube; W/Cooler .....        | 91938           |                |             | <b>V-6 231 ENG.</b>  |                 |                |             |
|                                      | Return - Gear To Cooler .....               | 91649           |                |             | Pressure .....   | 80115           |                |             |
| <b>BUSES</b>                         | <b>1986</b>                                 |                 |                |             | Return .....   |                 | *15"           | 39859       |
|                                      | <b>4-CYL. 1.8 L ENG.</b>                    |                 |                |             | <b>SUNBURST</b>  |                 |                |             |
|                                      | Pressure - From Pump; W/O Turbo .....       | 71223           |                |             | <b>1988-1985</b>   |                 |                |             |
|                                      | Pressure - To Gear .....                    | 71316           |                |             | <b>4-CYL. 1.5 L ENG. (CANADA)</b>  |                 |                |             |
|                                      | Reservoir .....                             | 80163           |                |             | Pressure .....   | 71376           |                |             |
|                                      | Return - To Pump; W/O Turbo .....           |                 | *10"           |             | Return .....   |                 | *12"           |             |
|                                      | Return - To Pump; W/Turbo .....             | 91648           |                |             | <b>SUNFIRE</b>   |                 |                |             |
| <b>HOSE NUMERICAL</b>                | <b>4-CYL. 2.0 L ENG.</b>                    |                 |                |             | <b>1995</b>  |                 |                |             |
|                                      | Pressure - From Pump .....                  | 71273           |                |             | <b>4-CYL. 2.2 L ENG.</b>   |                 |                |             |
|                                      | Pressure - To Gear .....                    | 71316           |                |             | Pressure; Must route per 1996 service manual .....   | 80329           |                |             |
|                                      | Return - Cooler To Reservoir .....          |                 | *44"           |             | Return .....   | 91804           |                |             |
|                                      | Return - Gear To Cooler .....               | 91648           |                |             | <b>4-CYL. 2.3 L ENG.</b>   |                 |                |             |
| <b>REPAIR KITS</b>                   | <b>1985</b>                                 |                 |                |             | Pressure - To Gear .....   | 80050           |                |             |
|                                      | <b>4-CYL. 1.8 L ENG.</b>                    |                 |                |             | Return .....   | 71798           |                |             |
|                                      | Pressure - From Pump; W/O Turbo .....       | 71223           |                |             | <b>ILLUSTRATIONS</b>   |                 |                |             |
|                                      | Pressure - To Gear .....                    | 71316           |                |             | * Cut From C.P.E. 3/8" I.D. Hose: 71350 (48"), 81352 (25').  |                 |                |             |
|                                      | Reservoir .....                             | 80163           |                |             | † Cut From S.A.E. 11/32" I.D. Hose: 80062 (12"), 80063 (24"), 80064 (36"), 81353 (25').                        |                 |                |             |
|                                      | Return - Cooler To Reservoir; W/Turbo ..... |                 | *36"           |             | ★ Cut From S.A.E. 3/8" I.D. Hose: 71224 (24"), 71236 (36"), 71206 (48"), 81206 (25'). May Also Use 3/8" C.P.E. |                 |                |             |
|                                      | Return - Gear To Cooler; W/Turbo .....      | 71320           |                | *10"        | ♣ Cut From S.A.E. 5/8" I.D. Hose: 71351 (36').   |                 |                |             |
|                                      | Return - To Pump; W/O Turbo .....           |                 |                |             | □ Cut From 1/2" I.D. Suction Hose: 71296 (36"), 81354 (10').   |                 |                |             |
| <b>KIT NUMERICAL</b>                 | <b>4-CYL. 2.0 L ENG.</b>                    |                 |                |             | ♣ Cut From 5/8" I.D. Suction Hose: 71207 (42"), 81355 (10').   |                 |                |             |
|                                      | Pressure - From Pump .....                  | 71273           |                |             | ✱ Cut From 3/4" I.D. Suction Hose: 71297 (36"), 81356 (10').   |                 |                |             |
|                                      | Pressure - To Gear .....                    | 71316           |                |             | ☆ See Page A14 For Pump or Gear Identification.  |                 |                |             |
|                                      | Return - Cooler To Pipe .....               |                 | *10"           |             | ② Two Required.  |                 |                |             |
|                                      | Return - Gear To Cooler .....               | 71320           |                |             | ③ Three Required.  |                 |                |             |
|                                      | Return - Pipe To Reservoir .....            |                 | *44"           |             | ④ Four Required.   |                 |                |             |
|                                      |   |                 |                |             | ☞ Cut To Fit.  |                 |                |             |
|                                      |   |                 |                |             | ♣ Replaces Both Upper and Lower Hose.  |                 |                |             |
|                                      |   |                 |                |             | ▲ 252660 Adaptor Required For Some Models.   |                 |                |             |
|                                      |   |                 |                |             | ♣ See Page A6 For Installation Procedure.  |                 |                |             |

# Power Steering Hose for Passenger Cars

| Application                                    | Assembly Number | Multi-Use Hose | End Fitting | Application  | Assembly Number | Multi-Use Hose | End Fitting |
|--|-----------------|----------------|-------------|--|-----------------|----------------|-------------|
| <b>PONTIAC - Continued</b>                     |                 |                |             | <b>PONTIAC - Continued</b>                         |                 |                |             |
| <b>T1000</b>                                   |                 |                |             | <b>TEMPEST - Continued</b>                         |                 |                |             |
| <b>1982</b>                                    |                 |                |             | <b>1987 - Continued</b>                            |                 |                |             |
| <b>4-CYL. 1.6 L ENG.</b>                       |                 |                |             | <b>4-CYL. 2.0 L ENG. (CANADA) - Continued</b>      |                 |                |             |
| Pressure; Late.....                            | 71213           |                |             | Return - Cooler To Pump.....                       |                 | *26"           |             |
| Reservoir.....                                 |                 | ✦              |             | Return - Gear To Cooler.....                       | 91649           |                |             |
| Return - From Gear.....                        |                 | *18"           |             | <b>V-6 2.8 L ENG. (CANADA)</b>                     |                 |                |             |
| <b>1981</b>                                    |                 |                |             | Pressure - From Pump..... 91958                    |                 |                |             |
| <b>4-CYL. 1.6 L ENG.</b>                       |                 |                |             | Pressure - To Gear..... 70418                      |                 |                |             |
| Reservoir.....                                 |                 | ✦              |             | Return - Cooler To Pump.....                       |                 | *42"           |             |
| Return - From Gear.....                        |                 | *18"           |             | Return - Gear To Cooler.....                       | 91649           |                |             |
| <b>TEMPEST</b>                                 |                 |                |             | <b>1970</b>  |                 |                |             |
| <b>1991-1990</b>                               |                 |                |             | <b>6-CYL. 250 ENG.</b>                             |                 |                |             |
| <b>4-CYL. 2.2 L ENG. (CANADA)</b>              |                 |                |             | Pressure..... ▲71058                               |                 |                |             |
| Pressure.....                                  | 71412           |                |             | Return.....  | 70629           | *22"           | 39859       |
| Return - Cooler To Pump.....                   |                 | *24"           |             | <b>V-8 350 ENG.; V-8 400 ENG.</b>                  |                 |                |             |
| Return - Cooler Tube; W/Cooler.....            | 91938           |                |             | Pressure.....                                      | 70206           |                |             |
| Return - Gear To Cooler.....                   | 91649           |                |             | Return.....  | 70629           | *22"           | 39859       |
| <b>V-6 3.1 L ENG. (CANADA)</b>                 |                 |                |             | <b>1969-1968</b>                                   |                 |                |             |
| Pressure - From Pump.....                      | 80228           |                |             | <b>6-CYL. 250 ENG.</b>                             |                 |                |             |
| Pressure - To Gear.....                        | 71780           |                |             | Pressure.....                                      | 70247           |                |             |
| Return - Cooler To Pump.....                   |                 | *24"           |             | Return.....  | 70629           | *22"           | 39859       |
| Return - Cooler Tube; W/Cooler.....            | 91938           |                |             | <b>V-8 350 ENG.</b>                                |                 |                |             |
| Return - Gear To Cooler.....                   | 91649           |                |             | Pressure.....                                      | 70206           |                |             |
| <b>1989</b>                                    |                 |                |             | Return.....  |                 |                |             |
| <b>4-CYL. 2.0 L ENG. (CANADA)</b>              |                 |                |             | 70629  |                 |                |             |
| Pressure.....                                  | 71412           |                |             | *22"   | 39859           |                |             |
| Return - Cooler To Pump.....                   |                 | *26"           |             | <b>1967</b>  |                 |                |             |
| Return - Cooler Tube; W/Cooler.....            | 91938           |                |             | <b>6-CYL. 230 ENG.</b>                             |                 |                |             |
| Return - Gear To Cooler.....                   | 91649           |                |             | Pressure; W/O A.P.....                             | 70228           |                |             |
| <b>V-6 2.8 L ENG. (CANADA)</b>                 |                 |                |             | Return.....  |                 |                |             |
| Pressure - From Pump.....                      | 80228           |                |             | 70551  | ★               | 39135          |             |
| Pressure - To Gear.....                        | 71780           |                |             | <b>V-8 326 ENG.</b>                                |                 |                |             |
| Return - Cooler To Pump.....                   |                 | *42"           |             | Pressure.....                                      | 70206           |                |             |
| Return - Cooler Tube; W/Cooler.....            | 91938           |                |             | Return.....  | 70629           | ★              | 39859       |
| Return - Gear To Cooler.....                   | 91649           |                |             | <b>1966</b>  |                 |                |             |
| <b>1988</b>                                    |                 |                |             | <b>6-CYL. 230 ENG.</b>                             |                 |                |             |
| <b>4-CYL. 2.0 L ENG. (CANADA)</b>              |                 |                |             | Pressure; W/O A.P.....                             |                 |                |             |
| Pressure; VIN 500000 & Before.....             | 80221           |                |             | 70228  |                 |                |             |
| Pressure; VIN 500001 & After.....              | 71412           |                |             | Return.....  | 70551           | ★              | 39135       |
| Return - Cooler To Pump.....                   |                 | *26"           |             | <b>V-8 326 ENG.</b>                                |                 |                |             |
| Return - Cooler Tube; W/Cooler.....            | 91938           |                |             | Pressure.....                                      | 70206           |                |             |
| Return - Gear To Cooler.....                   | 91649           |                |             | Return.....  | 70629           | ★              | 39859       |
| <b>V-6 2.8 L ENG. (CANADA)</b>                 |                 |                |             | <b>1965</b>  |                 |                |             |
| Pressure - From Pump; VIN 500000 & Before..... | 91958           |                |             | <b>6-CYL. 215 ENG.; V-8 326 ENG.; V-8 389 ENG.</b> |                 |                |             |
| Pressure - From Pump; VIN 500001 & After.....  | 80228           |                |             | Return.....  | 70629           | ★              | 39859       |
| Pressure - To Gear; VIN 500000 & Before.....   | 70418           |                |             | <b>1964</b>  |                 |                |             |
| Pressure - To Gear; VIN 500001 & After.....    | 71780           |                |             | <b>6-CYL. 215 ENG.</b>                             |                 |                |             |
| Return - Cooler To Pump.....                   |                 | *42"           |             | Return.....  | 70629           | ★              | 39859       |
| Return - Cooler Tube; W/Cooler.....            | 91938           |                |             | <b>V-8 326 ENG.; V-8 389 ENG.</b>                  |                 |                |             |
| Return - Gear To Cooler.....                   | 91649           |                |             | Pressure.....                                      | 70206           |                |             |
| <b>1987</b>                                    |                 |                |             | Return.....  |                 |                |             |
| <b>4-CYL. 2.0 L ENG. (CANADA)</b>              |                 |                |             | 70629  |                 |                |             |
| Pressure.....                                  | 80221           |                |             | ★  | 39859           |                |             |

- \* Cut From C.P.E. 3/8" I.D. Hose: 71350 (48"), 81352 (25).
- † Cut From S.A.E. 11/32" I.D. Hose: 80062 (12"), 80063 (24"), 80064 (36"), 81353 (25).
- ★ Cut From S.A.E. 3/8" I.D. Hose: 71224 (24"), 71236 (36"), 71206 (48"), 81206 (25). May Also Use 3/8" C.P.E.
- ✦ Cut From S.A.E. 5/8" I.D. Hose: 71351 (36").
- Cut From 1/2" I.D. Suction Hose: 71296 (36"), 81354 (10').
- ✧ Cut From 5/8" I.D. Suction Hose: 71207 (42"), 81355 (10').
- \* Cut From 3/4" I.D. Suction Hose: 71297 (36"), 81356 (10').
- ☆ See Page A14 For Pump or Gear Identification.

- Ⓜ Two Required.
- Ⓝ Three Required.
- Ⓞ Four Required.
- ≲ Cut To Fit.
- ⬤ Replaces Both Upper and Lower Hose.
- ▲ 252660 Adaptor Required For Some Models.
- ✦ See Page A6 For Installation Procedure.

SYSTEM  
PUMP &  
GEAR  
IDENT.

SYSTEM &  
COM-  
PONENT  
IDENT.

PASS.  
CARS

LIGHT  
TRUCKS

MEDIUM/  
HEAVY  
TRUCKS

BUSES

HOSE  
NUMER-  
ICAL

REPAIR  
KITS

KIT  
NUMER-  
ICAL

ILLUSTRATIONS

# Power Steering Hose for Passenger Cars

|                                      | Application                                     | Assembly Number | Multi-Use Hose | End Fitting | Application                           | Assembly Number | Multi-Use Hose | End Fitting |
|--------------------------------------|---|-----------------|----------------|-------------|---------------------------------------|-----------------|----------------|-------------|
| <b>SYSTEM PUMP &amp; GEAR IDENT.</b> | <b>PONTIAC - Continued</b>                      |                 |                |             | <b>PONTIAC - Continued</b>            |                 |                |             |
|                                      | <b>VENTURA - Continued</b>                      |                 |                |             | <b>VENTURA - Continued</b>            |                 |                |             |
|                                      | <b>1977 - Continued</b>                         |                 |                |             | <b>1971</b>                           |                 |                |             |
|                                      | <b>V-6 231 ENG. - Continued</b>                 |                 |                |             | <b>6-CYL. 250 ENG.</b>                |                 |                |             |
|                                      | Return .....                                    |                 | ★19"           |             | Pressure .....                        | 71058           |                |             |
| <b>SYSTEM &amp; COMPONENT IDENT.</b> | <b>V-8 301 ENG.; V-8 305 ENG.; V-8 350 ENG.</b> |                 |                |             | Return .....                          |                 |                |             |
|                                      | Pressure .....                                  | 70277           |                |             | ≈70177                                |                 |                |             |
|                                      | Return .....                                    |                 | ★15"           |             | <b>V-8 307 ENG.</b>                   |                 |                |             |
|                                      | <b>1976</b>                                     |                 |                |             | Pressure .....                        |                 |                |             |
|                                      | <b>6-CYL. 250 ENG.</b>                          |                 |                |             | Return .....                          |                 |                |             |
|                                      | Pressure; W/A.P. ....                           | 70279           |                |             | 70254                                 |                 |                |             |
|                                      | Pressure; W/O A.P. ....                         | 70257           |                |             | ≈70177                                |                 |                |             |
|                                      | Return .....                                    |                 | ★12"           |             | <b>1000</b>                           |                 |                |             |
| <b>PASS. CARS</b>                    | <b>V-8 260 ENG.</b>                             |                 |                |             | <b>1987-1983</b>                      |                 |                |             |
|                                      | Pressure .....                                  | 70279           |                |             | <b>4-CYL. 1.6 L ENG.</b>              |                 |                |             |
|                                      | Return .....                                    |                 | ★14"           |             | Pressure .....                        | 71213           |                |             |
|                                      | <b>V-8 350 ENG.</b>                             |                 |                |             | Reservoir .....                       |                 |                |             |
|                                      | Pressure .....                                  | 70265           |                |             | Return .....                          |                 | ✱36"           |             |
|                                      | Return .....                                    |                 | ★18"           |             | <b>2000</b>                           |                 |                |             |
| <b>LIGHT TRUCKS</b>                  | <b>1975</b>                                     |                 |                |             | <b>1983</b>                           |                 |                |             |
|                                      | <b>6-CYL. 250 ENG.</b>                          |                 |                |             | <b>4-CYL. 1.8 L ENG.</b>              |                 |                |             |
|                                      | Pressure; W/A.P. ....                           | 70279           |                |             | Pressure - From Pump .....            | 71223           |                |             |
|                                      | Pressure; W/O A.P. ....                         | 70257           |                |             | Pressure - To Gear .....              | 71315           |                |             |
|                                      | Return .....                                    |                 | ★18"           |             | Reservoir .....                       | 80163           |                |             |
|                                      | <b>V-8 260 ENG.</b>                             |                 |                |             | Return - Gear To Reservoir .....      |                 |                |             |
|                                      | Pressure .....                                  | 70279           |                |             |                                       |                 | ✱19"           |             |
|                                      | Return .....                                    |                 | ★12"           |             | <b>4-CYL. 2.0 L ENG.</b>              |                 |                |             |
|                                      | <b>V-8 350 ENG.</b>                             |                 |                |             | Pressure - From Pump .....            |                 |                |             |
|                                      | Pressure .....                                  | 70265           |                |             | Pressure - To Gear .....              | 71181           |                |             |
|                                      | Return .....                                    |                 | ★20"           |             | Return - Cooler To Reservoir .....    | 71315           |                | ✱18"        |
|                                      | <b>1974</b>                                     |                 |                |             | Return - Gear To Cooler .....         |                 |                |             |
|                                      | <b>6-CYL. 250 ENG.</b>                          |                 |                |             | Return .....                          |                 |                |             |
|                                      | Pressure .....                                  | 70257           |                |             |                                       |                 | ✱18"           |             |
|                                      | Return .....                                    |                 | ★22"           |             | <b>2000 SUNBIRD</b>                   |                 |                |             |
|                                      | <b>V-8 350 ENG.</b>                             |                 |                |             | <b>1984</b>                           |                 |                |             |
|                                      | Pressure .....                                  | 70260           |                |             | <b>4-CYL. 1.8 L ENG.</b>              |                 |                |             |
|                                      | Return .....                                    |                 | ★20"           |             | Pressure - From Pump; W/O Turbo ..... | 71223           |                |             |
| <b>BUSES</b>                         | <b>1973</b>                                     |                 |                |             | Pressure - From Pump; W/Turbo .....   |                 |                |             |
|                                      | <b>6-CYL. 250 ENG.</b>                          |                 |                |             | Pressure - To Gear .....              |                 |                |             |
|                                      | Pressure .....                                  | 70257           |                |             | Reservoir .....                       |                 | ✱              |             |
|                                      | Return .....                                    | ✕70551          | ★              | 39135       | Return; W/Turbo .....                 | 71320           |                |             |
|                                      | <b>V-8 350 ENG.</b>                             |                 |                |             | Return - Gear To Reservoir; W/O Tur-  |                 |                |             |
|                                      | Pressure .....                                  | 70260           |                |             | bo .....                              |                 | ✱19"           |             |
|                                      | Return .....                                    | ✕70551          | ★              | 39135       | <b>4-CYL. 2.0 L ENG.</b>              |                 |                |             |
|                                      | <b>1972</b>                                     |                 |                |             | Pressure - From Pump .....            |                 |                |             |
|                                      | <b>6-CYL. 250 ENG.</b>                          |                 |                |             | Pressure - To Gear .....              |                 |                |             |
|                                      | Pressure .....                                  | 71058           |                |             | Reservoir .....                       | 71181           |                |             |
|                                      | Return .....                                    | ✕70177          |                |             | Return - Cooler To Reservoir .....    | 71316           |                | ✱18"        |
|                                      | <b>V-8 307 ENG.</b>                             |                 |                |             | Return - Gear To Cooler .....         |                 |                |             |
|                                      | Pressure .....                                  | 70254           |                |             |                                       |                 | ✱18"           |             |
|                                      | Return .....                                    | ✕70177          |                |             | <b>6000</b>                           |                 |                |             |
| <b>REPAIR KITS</b>                   | <b>1972</b>                                     |                 |                |             | <b>1991</b>                           |                 |                |             |
|                                      | <b>6-CYL. 250 ENG.</b>                          |                 |                |             | <b>4-CYL. 2.5 L ENG.</b>              |                 |                |             |
|                                      | Pressure .....                                  | 71058           |                |             | Pressure .....                        | 91655           |                |             |
|                                      | Return .....                                    | ✕70177          |                |             | Return .....                          | 91551           |                |             |
|                                      | <b>V-8 307 ENG.</b>                             |                 |                |             | <b>V-6 3.1 L ENG.</b>                 |                 |                |             |
|                                      | Pressure .....                                  | 70254           |                |             | Pressure .....                        | 91658           |                |             |
|                                      | Return .....                                    | ✕70177          |                |             | Return - Cooler To Pipe .....         |                 | ✱10"           |             |
|                                      | <b>V-8 350 ENG.</b>                             |                 |                |             | Return - From Gear; W/Cooler .....    |                 |                |             |
|                                      | Pressure .....                                  | 70260           |                |             | Return - Pipe To Pump; W/Cooler ..... | 91937           |                | ✱3"         |
|                                      | Return .....                                    | ✕70177          |                |             |                                       |                 |                |             |

**ILLUSTRATIONS**

\* Cut From C.P.E. 3/8" I.D. Hose: 71350 (48"), 81352 (25").  
 † Cut From S.A.E. 11/32" I.D. Hose: 80062 (12"), 80063 (24"), 80064 (36"), 81353 (25").  
 ★ Cut From S.A.E. 3/8" I.D. Hose: 71224 (24"), 71236 (36"), 71206 (48"), 81206 (25"). May Also Use 3/8" C.P.E.  
 ✕ Cut From S.A.E. 5/8" I.D. Hose: 71351 (36").  
 □ Cut From 1/2" I.D. Suction Hose: 71296 (36"), 81354 (10').  
 ✧ Cut From 5/8" I.D. Suction Hose: 71207 (42"), 81355 (10').  
 ✱ Cut From 3/4" I.D. Suction Hose: 71297 (36"), 81356 (10').  
 ☆ See Page A14 For Pump or Gear Identification.

② Two Required.  
 ③ Three Required.  
 ④ Four Required.  
 ≈ Cut To Fit.  
 ✱ Replaces Both Upper and Lower Hose.  
 ▲ 252660 Adaptor Required For Some Models.  
 ✧ See Page A6 For Installation Procedure.

# Power Steering Hose for Passenger Cars

| Application                            | Assembly Number | Multi-Use Hose | End Fitting | Application                          | Assembly Number | Multi-Use Hose | End Fitting |
|--|-----------------|----------------|-------------|--------------------------------------|-----------------|----------------|-------------|
| <b>PONTIAC - Continued</b>             |                 |                |             | <b>PONTIAC - Continued</b>           |                 |                |             |
| <b>6000 - Continued</b>                |                 |                |             | <b>6000 - Continued</b>              |                 |                |             |
| <b>1990</b>                            |                 |                |             | <b>1985 - Continued</b>              |                 |                |             |
| <b>4-CYL. 2.5 L ENG.</b>               |                 |                |             | <b>4-CYL. 2.5 L ENG. - Continued</b> |                 |                |             |
| Pressure .....                         | 91655           |                |             | Return - To Pump .....               |                 | *7"            |             |
| Return .....                           | 91551           |                |             | <b>V-6 2.8 L ENG.</b>                |                 |                |             |
| <b>V-6 3.1 L ENG.</b>                  |                 |                |             | Pressure; W/Fuel Inj. ....           | 91538           |                |             |
| Pressure; W/AWD .....                  | 91713           |                |             | Pressure; W/O A.C. ....              | 91864           |                |             |
| Pressure; W/FWD .....                  | 91658           |                |             | Pressure - Pump To Tee; W/A.C.;      |                 |                |             |
| Return - Cooler To Pipe .....          |                 | *10"           |             | W/Carb. ....                         | 39137           |                |             |
| Return - From Gear; W/Cooler; W/FWD    | 91937           |                |             | Pressure - Tee To Gear; W/A.C.;      |                 |                |             |
| Return - Gear To Cooler; W/AWD .....   |                 | *18"           |             | W/Carb. ....                         | 91502           |                |             |
| Return - Pipe To Pump; W/Cooler .....  |                 | *3"            |             | Return .....                         | 91551           |                |             |
| <b>1989-1988</b>                       |                 |                |             | <b>1984</b>                          |                 |                |             |
| <b>4-CYL. 2.5 L ENG.</b>               |                 |                |             | <b>4-CYL. 2.5 L ENG.</b>             |                 |                |             |
| Pressure .....                         | 91655           |                |             | Pressure - From Pump .....           | 91526           |                |             |
| Return .....                           | 91551           |                |             | Pressure - To Gear .....             | 71188           |                |             |
| <b>V-6 2.8 L ENG.</b>                  |                 |                |             | Return - From Gear .....             | 71322           |                |             |
| Pressure .....                         | 91658           |                |             | Return - To Pump .....               |                 | *5"            |             |
| Return - Cooler To Pipe .....          |                 | *10"           |             | <b>V-6 2.8 L ENG.</b>                |                 |                |             |
| Return - From Gear; W/Cooler .....     | 91937           |                |             | Pressure; W/O A.C. ....              | 91501           |                |             |
| Return - Pipe To Pump; W/Cooler .....  |                 | *3"            |             | Pressure - Pump To Tee; W/A.C. ....  | 39137           |                |             |
| <b>V-6 3.1 L ENG.</b>                  |                 |                |             | Pressure - Tee To Gear; W/A.C. ....  | 91502           |                |             |
| Pressure; W/AWD .....                  | 91713           |                |             | Return .....                         | 91551           |                |             |
| Pressure; W/FWD .....                  | 91658           |                |             | <b>V-6 4.3 L DIESEL ENG.</b>         |                 |                |             |
| Return - Cooler To Pipe .....          |                 | *10"           |             | Pressure .....                       | 91509           |                |             |
| Return - From Gear; W/Cooler; W/FWD    | 91937           |                |             | Reservoir .....                      |                 | *              |             |
| Return - Gear To Cooler; W/AWD .....   |                 | *18"           |             | <b>1983</b>                          |                 |                |             |
| Return - Pipe To Pump; W/Cooler .....  |                 | *3"            |             | <b>4-CYL. 2.5 L ENG.</b>             |                 |                |             |
| <b>1987</b>                            |                 |                |             | Pressure - From Pump .....           | 91526           |                |             |
| <b>4-CYL. 2.5 L ENG.</b>               |                 |                |             | Pressure - To Gear .....             | 71188           |                |             |
| Pressure; Early; W/18mm End Fittings.. | 91865           |                |             | Return - From Gear .....             | 71322           |                |             |
| Pressure; Late; W/16, 18mm End Fit-    |                 |                |             | <b>V-6 2.8 L ENG.</b>                |                 |                |             |
| tings .....                            | 91656           |                |             | Pressure; W/O A.C. ....              | 91501           |                |             |
| Return .....                           | 91551           |                |             | Pressure - Pump To Tee; W/A.C. ....  | 39137           |                |             |
| <b>V-6 2.8 L ENG.</b>                  |                 |                |             | Pressure - Tee To Gear; W/A.C. ....  | 91502           |                |             |
| Pressure - Pump To Tee .....           | 91631           |                |             | Return .....                         | 91551           |                |             |
| Return - Cooler To Pipe .....          |                 | *10"           |             | <b>V-6 4.3 L DIESEL ENG.</b>         |                 |                |             |
| Return - From Gear; W/Cooler .....     | 91937           |                |             | Reservoir .....                      |                 | *              |             |
| Return - Pipe To Pump; W/Cooler .....  |                 | *3"            |             | <b>1982</b>                          |                 |                |             |
| Return - To Pipe; W/Cooler .....       |                 | *10"           |             | <b>4-CYL. 2.5 L ENG.</b>             |                 |                |             |
| <b>1986</b>                            |                 |                |             | Pressure - From Pump .....           | 91526           |                |             |
| <b>4-CYL. 2.5 L ENG.</b>               |                 |                |             | Pressure - To Gear .....             | 71188           |                |             |
| Pressure - From Pump .....             | 91526           |                |             | Return - From Gear .....             | 71322           |                |             |
| Pressure - To Gear .....               | 71188           |                |             | <b>V-6 2.8 L ENG.</b>                |                 |                |             |
| Return - From Gear .....               | 71322           |                |             | Pressure - From Pump .....           | 71189           |                |             |
| <b>V-6 2.8 L ENG.</b>                  |                 |                |             | Pressure - To Gear .....             | 91530           |                |             |
| Pressure; W/Fuel Inj. ....             | 91538           |                |             | Return - From Gear .....             | 91551           |                |             |
| Pressure; W/O A.C. ....                | 91864           |                |             | <b>V-6 4.3 L DIESEL ENG.</b>         |                 |                |             |
| Pressure - Pump To Tee; W/A.C.;        |                 |                |             | Pressure - To Gear .....             | 91530           |                |             |
| W/Carb. ....                           | 39137           |                |             | Reservoir .....                      |                 | *              |             |
| Pressure - Tee To Gear; W/A.C.;        |                 |                |             | <b>RAMBLER</b>                       |                 |                |             |
| W/Carb. ....                           | 91502           |                |             | <b>AMBASSADOR</b>                    |                 |                |             |
| Return; W/Auto. Trans. ....            | 91551           |                |             | <b>1965</b>                          |                 |                |             |
| Return; W/Man. Trans. ....             | 71322           |                |             | <b>V-8 287 ENG.; V-8 327 ENG.</b>    |                 |                |             |
| <b>1985</b>                            |                 |                |             | Pressure .....                       | 70852           |                |             |
| <b>4-CYL. 2.5 L ENG.</b>               |                 |                |             | Return .....                         |                 | *              |             |
| Pressure - From Pump .....             | 91526           |                |             |                                      |                 |                |             |
| Pressure - To Gear .....               | 71188           |                |             |                                      |                 |                |             |
| Return - From Gear .....               | 71322           |                |             |                                      |                 |                |             |

**SYSTEM PUMP & GEAR IDENT.**

**SYSTEM & COMPONENT IDENT.**

**PASS. CARS**

**LIGHT TRUCKS**

**MEDIUM/HEAVY TRUCKS**

**BUSES**

**HOSE NUMERICAL**

**REPAIR KITS**

**KIT NUMERICAL**

**ILLUSTRATIONS**

\* Cut From C.P.E. 3/8" I.D. Hose: 71350 (48"), 81352 (25').  
 † Cut From S.A.E. 11/32" I.D. Hose: 80062 (12"), 80063 (24"), 80064 (36"), 81353 (25').  
 ★ Cut From S.A.E. 3/8" I.D. Hose: 71224 (24"), 71236 (36"), 71206 (48"), 81206 (25'). May Also Use 3/8" C.P.E.  
 ♣ Cut From S.A.E. 5/8" I.D. Hose: 71351 (36").  
 □ Cut From 1/2" I.D. Suction Hose: 71296 (36"), 81354 (10').  
 ♠ Cut From 5/8" I.D. Suction Hose: 71207 (42"), 81355 (10').  
 \* Cut From 3/4" I.D. Suction Hose: 71297 (36"), 81356 (10').  
 ☆ See Page A14 For Pump or Gear Identification.

Ⓜ Two Required.  
 Ⓝ Three Required.  
 Ⓞ Four Required.  
 Ⓢ Cut To Fit.  
 Ⓣ Replaces Both Upper and Lower Hose.  
 ▲ 252660 Adaptor Required For Some Models.  
 ♣ See Page A6 For Installation Procedure.



# Power Steering Hose for Passenger Cars

|                                      | Application                                 | Assembly Number | Multi-Use Hose | End Fitting | Application                                 | Assembly Number | Multi-Use Hose | End Fitting |
|--------------------------------------|---|-----------------|----------------|-------------|---|-----------------|----------------|-------------|
| <b>SYSTEM PUMP &amp; GEAR IDENT.</b> | <b>RAMBLER - Continued</b>                  |                 |                |             | <b>RENAULT - Continued</b>                  |                 |                |             |
| <b>SYSTEM &amp; COMPONENT IDENT.</b> | <b>AMBASSADOR - Continued</b>               |                 |                |             | <b>ALLIANCE - Continued</b>                 |                 |                |             |
|                                      | <b>1964</b>                                 |                 |                |             | <b>1986-1985 - Continued</b>                |                 |                |             |
|                                      | <b>V-8 327 ENG.</b>                         |                 |                |             | <b>4-CYL. 1.7 L ENG. - Continued</b>        |                 |                |             |
|                                      | Pressure .....                              | 70852           |                |             | Reservoir .....                             |                 | ✦              |             |
|                                      | Return .....                                |                 | ★              |             | Return - Gear To Pipe .....                 |                 | ★7"            |             |
|                                      |   |                 |                |             | Return - Pipe To Reservoir; W/O A.C. ..     |                 | ★36"           |             |
|                                      | <b>1963-1961</b>                            |                 |                |             | <b>1984-1983</b>                            |                 |                |             |
|                                      | <b>V-8 327 ENG.</b>                         |                 |                |             | <b>4-CYL. 1.4 L ENG.</b>                    |                 |                |             |
|                                      | Return .....                                |                 | ★              |             | Reservoir .....                             |                 | ✦32"           |             |
|                                      |   |                 |                |             | Return .....                                |                 | ★42"           |             |
|                                      | <b>AMERICAN</b>                             |                 |                |             | <b>ENCORE</b>                               |                 |                |             |
|                                      | <b>1965</b>                                 |                 |                |             | <b>1986-1985</b>                            |                 |                |             |
| <b>PASS. CARS</b>                    | <b>6-CYL. 196 ENG.; 6-CYL. 232 ENG.</b>     |                 |                |             | <b>4-CYL. 1.4 L ENG.</b>                    |                 |                |             |
|                                      | Return .....                                |                 | ★              |             | Reservoir .....                             |                 | ✦              |             |
|                                      |   |                 |                |             | Return - Gear To Pipe .....                 |                 | ★7"            |             |
|                                      |   |                 |                |             | Return - Pipe To Reservoir; W/O A.C. ..     |                 | ★36"           |             |
|                                      | <b>1964-1962</b>                            |                 |                |             | <b>4-CYL. 1.7 L ENG.</b>                    |                 |                |             |
|                                      | <b>6-CYL. 196 ENG.</b>                      |                 |                |             | Pressure .....                              |                 |                |             |
|                                      | Return .....                                |                 | ★              |             | Reservoir .....                             | 71352           | ✦              |             |
|                                      |   |                 |                |             | Return - Gear To Pipe .....                 |                 | ★7"            |             |
|                                      |   |                 |                |             | Return - Pipe To Reservoir; W/O A.C. ..     |                 | ★36"           |             |
| <b>LIGHT TRUCKS</b>                  | <b>MARLIN</b>                               |                 |                |             | <b>1984</b>                                 |                 |                |             |
|                                      | <b>1965</b>                                 |                 |                |             | <b>4-CYL. 1.4 L ENG.</b>                    |                 |                |             |
|                                      | <b>V-8 287 ENG.; V-8 327 ENG.</b>           |                 |                |             | Reservoir .....                             |                 |                |             |
|                                      | Pressure .....                              | 70852           | ★              |             | Return .....                                |                 | ✦32"           |             |
|                                      | Return .....                                |                 |                |             | Return .....                                |                 | ★42"           |             |
|                                      |   |                 |                |             | <b>FUEGO</b>                                |                 |                |             |
|                                      | <b>RAMBLER CLASSIC</b>                      |                 |                |             | <b>1985</b>                                 |                 |                |             |
|                                      | <b>1965</b>                                 |                 |                |             | <b>4-CYL. 2.2 L ENG.</b>                    |                 |                |             |
|                                      | <b>V-8 287 ENG.; V-8 327 ENG.</b>           |                 |                |             | Reservoir; W/A.C. ....                      |                 |                |             |
|                                      | Pressure .....                              | 70852           | ★              |             | Return; W/A.C. ....                         |                 | ✦              |             |
|                                      | Return .....                                |                 |                |             |   |                 | ★              |             |
|                                      |   |                 |                |             | <b>1984</b>                                 |                 |                |             |
|                                      | <b>1964</b>                                 |                 |                |             | <b>4-CYL. 1.6 L ENG.; 4-CYL. 2.2 L ENG.</b> |                 |                |             |
|                                      | <b>V-8 287 ENG.</b>                         |                 |                |             | Reservoir; W/A.C. ....                      |                 |                |             |
|                                      | Pressure .....                              | 70852           | ★              |             | Return; W/A.C. ....                         |                 | ✦              |             |
|                                      | Return .....                                |                 |                |             |   |                 | ★              |             |
|                                      |   |                 |                |             | <b>1983-1982</b>                            |                 |                |             |
|                                      | <b>RENAULT</b>                              |                 |                |             | <b>4-CYL. 1.6 L ENG.</b>                    |                 |                |             |
|                                      | <b>ALLIANCE</b>                             |                 |                |             | Reservoir; W/A.C. ....                      |                 |                |             |
|                                      | <b>1987</b>                                 |                 |                |             | Return; W/A.C. ....                         |                 |                |             |
|                                      | <b>4-CYL. 1.4 L ENG.</b>                    |                 |                |             | Reservoir .....                             |                 |                |             |
|                                      | Reservoir .....                             |                 | ✦              |             | Return - Gear To Pipe .....                 |                 | ★7"            |             |
|                                      | Return - Gear To Pipe .....                 |                 | ★7"            |             | Return - Pipe To Reservoir; W/O A.C. ...    |                 | ★36"           |             |
|                                      | Return - Pipe To Reservoir; W/O A.C. ...    |                 | ★36"           |             | <b>181</b>                                  |                 |                |             |
|                                      | <b>4-CYL. 1.7 L ENG.; 4-CYL. 2.0 L ENG.</b> |                 |                |             | <b>1983-1981</b>                            |                 |                |             |
|                                      | Pressure .....                              | 71352           |                |             | <b>4-CYL. 1.6 L ENG.</b>                    |                 |                |             |
|                                      | Reservoir .....                             |                 | ✦              |             | Reservoir; W/A.C. ....                      |                 |                |             |
|                                      | Return - Gear To Pipe .....                 |                 | ★8"            |             | Return; W/A.C. ....                         |                 |                |             |
|                                      | Return - Pipe To Reservoir; W/O A.C. ...    |                 | ★30"           |             | <b>SAAB</b>                                 |                 |                |             |
|                                      |   |                 |                |             | <b>900</b>                                  |                 |                |             |
|                                      | <b>1986-1985</b>                            |                 |                |             | <b>1993-1991</b>                            |                 |                |             |
|                                      | <b>4-CYL. 1.4 L ENG.</b>                    |                 |                |             | <b>4-CYL. 2.0 L ENG.; 4-CYL. 2.1 L ENG.</b> |                 |                |             |
|                                      | Reservoir .....                             |                 | ✦              |             | Pressure .....                              | 71369           |                |             |
|                                      | Return - Gear To Pipe .....                 |                 | ★7"            |             | Return .....                                | 91598           |                |             |
|                                      | Return - Pipe To Reservoir; W/O A.C. ...    |                 | ★36"           |             |   |                 |                |             |
|                                      | <b>4-CYL. 1.7 L ENG.</b>                    |                 |                |             |   |                 |                |             |
|                                      | Pressure .....                              | 71352           |                |             |   |                 |                |             |

**ILLUSTRATIONS**

\* Cut From C.P.E. 3/8" I.D. Hose: 71350 (48"), 81352 (25').  
 † Cut From S.A.E. 11/32" I.D. Hose: 80062 (12"), 80063 (24"), 80064 (36"), 81353 (25').  
 ★ Cut From S.A.E. 3/8" I.D. Hose: 71224 (24"), 71236 (36"), 71206 (48"), 81206 (25'). May Also Use 3/8" C.P.E.  
 ✦ Cut From S.A.E. 5/8" I.D. Hose: 71351 (36").  
 □ Cut From 1/2" I.D. Suction Hose: 71296 (36"), 81354 (10').  
 ✧ Cut From 5/8" I.D. Suction Hose: 71207 (42"), 81355 (10').  
 ✨ Cut From 3/4" I.D. Suction Hose: 71297 (36"), 81356 (10').  
 ☆ See Page A14 For Pump or Gear Identification.

② Two Required.  
 ③ Three Required.  
 ④ Four Required.  
 ✧ Cut To Fit.  
 ✨ Replaces Both Upper and Lower Hose.  
 ▲ 252660 Adaptor Required For Some Models.  
 ✦ See Page A6 For Installation Procedure.

# Power Steering Hose for Passenger Cars

| Application                                 | Assembly Number | Multi-Use Hose | End Fitting | Application                                   | Assembly Number | Multi-Use Hose | End Fitting |     |
|---|-----------------|----------------|-------------|---|-----------------|----------------|-------------|-----|
| <b>SAAB - Continued</b>                     |                 |                |             | <b>SUBARU - Continued</b>                     |                 |                |             |     |
| <b>900 - Continued</b>                      |                 |                |             | <b>DL - Continued</b>                         |                 |                |             |     |
| <b>1990-1981</b>                            |                 |                |             | <b>1982-1981</b>                              |                 |                |             |     |
| <b>4-CYL. 2.0 L ENG.</b>                    |                 |                |             | <b>4-CYL. 1.6 L ENG.; 4-CYL. 1.8 L ENG.</b>   |                 |                |             |     |
| Pressure .....                              | 71369           |                |             | Pressure - Pump To Collector Box .....        | 71313           |                |             |     |
| Return .....                                | 91598           |                |             |   |                 |                |             |     |
| <b>9000</b>                                 |                 |                |             | <b>GL</b>                                     |                 |                |             |     |
| <b>1991</b>                                 |                 |                |             | <b>1989-1988</b>                              |                 |                |             |     |
| <b>4-CYL. 2.3 L ENG.</b>                    |                 |                |             | <b>4-CYL. 1.8 L ENG.</b>                      |                 |                |             |     |
| Pressure .....                              | 71867           |                |             | Pressure .....                                | 71377           |                |             |     |
|   |                 |                |             | Return .....                                  | 80192           |                |             |     |
| <b>1990</b>                                 |                 |                |             | <b>1987-1986</b>                              |                 |                |             |     |
| <b>4-CYL. 2.0 L ENG.</b>                    |                 |                |             | <b>4-CYL. 1.6 L ENG.; 4-CYL. 1.8 L ENG.</b>   |                 |                |             |     |
| Pressure .....                              | 91754           |                |             | Pressure .....                                | 71377           |                |             |     |
|   |                 |                |             | Return .....                                  | 80192           |                |             |     |
| <b>4-CYL. 2.3 L ENG.</b>                    |                 |                |             | <b>1985</b>                                   |                 |                |             |     |
| Pressure .....                              | 71867           |                |             | <b>4-CYL. 1.8 L ENG.</b>                      |                 |                |             |     |
|   |                 |                |             | Pressure .....                                | 71377           |                |             |     |
|   |                 |                |             | Return .....                                  | 80192           |                |             |     |
| <b>1989-1986</b>                            |                 |                |             | <b>1984-1983</b>                              |                 |                |             |     |
| <b>4-CYL. 2.0 L ENG.</b>                    |                 |                |             | <b>4-CYL. 1.8 L ENG.</b>                      |                 |                |             |     |
| Pressure .....                              | 91754           |                |             | Pressure; W/O Turbo .....                     | 71313           |                |             |     |
|   |                 |                |             |   |                 |                |             |     |
| <b>SATURN</b>                               |                 |                |             | <b>1982-1981</b>                              |                 |                |             |     |
| <b>S-SERIES</b>                             |                 |                |             | <b>4-CYL. 1.8 L ENG.</b>                      |                 |                |             |     |
| <b>1995</b>                                 |                 |                |             | <b>Pressure - Pump To Collector Box .....</b> |                 |                |             |     |
| <b>4-CYL. 1.9 L ENG.</b>                    |                 |                |             | 71313   |                 |                |             |     |
| Pressure; W/Electronic Variable Assist;     |                 |                |             |   |                 |                |             |     |
| Pressure fitting of pump is equipped        |                 |                |             |   |                 |                |             |     |
| with an electronic sender on vehicles       |                 |                |             |   |                 |                |             |     |
| with variable assist.....                   |                 |                |             | 71799   |                 |                |             |     |
| Pressure; W/O Electronic Variable As-       |                 |                |             |   |                 |                |             |     |
| sist .....                                  |                 |                |             | 80186   |                 |                |             |     |
| Return .....                                |                 |                |             | 71798   |                 |                |             |     |
| <b>1994-1991</b>                            |                 |                |             | <b>GL-10</b>                                  |                 |                |             |     |
| <b>4-CYL. 1.9 L ENG.</b>                    |                 |                |             | <b>1989-1985</b>                              |                 |                |             |     |
| Pressure .....                              | 71799           |                |             | <b>4-CYL. 1.8 L ENG.</b>                      |                 |                |             |     |
| Return .....                                | 71798           |                |             | Pressure .....                                | 71377           |                |             |     |
|   |                 |                |             | Return .....                                  | 80192           |                |             |     |
| <b>STERLING</b>                             |                 |                |             | <b>GLF</b>                                    |                 |                |             |     |
| <b>825</b>                                  |                 |                |             | <b>1982-1981</b>                              |                 |                |             |     |
| <b>1988-1987</b>                            |                 |                |             | <b>4-CYL. 1.8 L ENG.</b>                      |                 |                |             |     |
| <b>V-6 2.5 L ENG.</b>                       |                 |                |             | <b>Pressure - Pump To Collector Box .....</b> |                 |                |             |     |
| Pressure .....                              | 91597           |                |             | 71313   |                 |                |             |     |
| <b>SUBARU</b>                               |                 |                |             | <b>IMPREZA</b>                                |                 |                |             |     |
| <b>DL</b>                                   |                 |                |             | <b>1995</b>                                   |                 |                |             |     |
| <b>1989-1985</b>                            |                 |                |             | <b>4-CYL. 1.8 L ENG.</b>                      |                 |                |             |     |
| <b>4-CYL. 1.8 L ENG.</b>                    |                 |                |             | Pressure .....                                |                 |                |             |     |
| Pressure .....                              | 71377           |                |             | 91858   |                 |                |             |     |
| Return .....                                | 80192           |                |             | Return - From Gear .....                      | 80180           |                |             | ★4" |
|   |                 |                |             | Return - To Reservoir .....                   |                 |                |             |     |
| <b>1984-1983</b>                            |                 |                |             | <b>4-CYL. 2.2 L ENG.</b>                      |                 |                |             | ★5" |
| <b>4-CYL. 1.6 L ENG.; 4-CYL. 1.8 L ENG.</b> |                 |                |             | Pressure .....                                |                 |                |             |     |
| Pressure .....                              | 71313           |                |             | 91858   |                 |                |             |     |
|   |                 |                |             | Return - From Gear .....                      | 80180           |                |             |     |
|   |                 |                |             | Return - To Reservoir .....                   |                 |                |             |     |
| <b>1982-1981</b>                            |                 |                |             | <b>1994-1993</b>                              |                 |                |             | ★4" |
| <b>4-CYL. 1.8 L ENG.</b>                    |                 |                |             | <b>4-CYL. 1.8 L ENG.</b>                      |                 |                |             |     |
| Pressure .....                              | 71313           |                |             | Pressure .....                                | 91858           |                |             |     |
|   |                 |                |             | Return - From Gear .....                      | 80180           |                |             |     |
|   |                 |                |             | Return - To Reservoir .....                   |                 |                |             |     |

\* Cut From C.P.E. 3/8" I.D. Hose: 71350 (48"), 81352 (25').  
 † Cut From S.A.E. 11/32" I.D. Hose: 80062 (12"), 80063 (24"), 80064 (36"), 81353 (25').  
 ★ Cut From S.A.E. 3/8" I.D. Hose: 71224 (24"), 71236 (36"), 71206 (48"), 81206 (25'). May Also Use 3/8" C.P.E.  
 ❖ Cut From S.A.E. 5/8" I.D. Hose: 71351 (36").  
 □ Cut From 1/2" I.D. Suction Hose: 71296 (36"), 81354 (10').  
 ❖ Cut From 5/8" I.D. Suction Hose: 71207 (42"), 81355 (10').  
 ✱ Cut From 3/4" I.D. Suction Hose: 71297 (36"), 81356 (10').  
 ☆ See Page A14 For Pump or Gear Identification.

Ⓜ Two Required.  
 Ⓝ Three Required.  
 Ⓞ Four Required.  
 ≍ Cut To Fit.  
 Ⓢ Replaces Both Upper and Lower Hose.  
 ▲ 252660 Adaptor Required For Some Models.  
 ❖ See Page A6 For Installation Procedure.

SYSTEM PUMP & GEAR IDENT.

SYSTEM & COMPONENT IDENT.

PASS. CARS

LIGHT TRUCKS

MEDIUM/HEAVY TRUCKS

BUSES

HOSE NUMERICAL

REPAIR KITS

KIT NUMERICAL

ILLUSTRATIONS

# Power Steering Hose for Passenger Cars

|                                      | Application                            | Assembly Number | Multi-Use Hose | End Fitting | Application                                | Assembly Number | Multi-Use Hose | End Fitting |
|--------------------------------------|--|-----------------|----------------|-------------|--|-----------------|----------------|-------------|
| <b>SYSTEM PUMP &amp; GEAR IDENT.</b> | <b>SUBARU - Continued</b>              |                 |                |             | <b>TOYOTA - Continued</b>                  |                 |                |             |
| <b>SYSTEM &amp; COMPONENT IDENT.</b> | <b>LEGACY</b>                          |                 |                |             | <b>CAMRY</b>                               |                 |                |             |
| <b>PASS. CARS</b>                    | <b>1995</b>                            |                 |                |             | <b>1995</b>                                |                 |                |             |
|                                      | <b>4-CYL. 2.2 L ENG.</b>               |                 |                |             | <b>4-CYL. 2.2 L ENG.</b>                   |                 |                |             |
|                                      | Pressure .....                         | 91858           |                |             | Pressure .....                             | 91860           |                |             |
|                                      | Return - Pipe To Pipe .....            | 80180           |                |             | Return - Gear To Pipe .....                |                 | ★12"           |             |
|                                      | Return - Pipe To Reservoir .....       |                 | ★              |             | Return - Pipe To Pipe .....                |                 | ★9"            |             |
|                                      | <b>1994-1992</b>                       |                 |                |             | <b>V-6 3.0 L ENG.</b>                      |                 |                |             |
|                                      | <b>4-CYL. 2.2 L ENG.</b>               |                 |                |             | <b>Pressure - From Pump .....</b>          |                 |                |             |
|                                      | Pressure; W/O Turbo .....              | 91858           |                |             | Pressure - To Gear .....                   | 91861           |                |             |
|                                      | Return - Pipe To Pipe; W/O Turbo ..... | 80180           |                |             | Return - Pipe To Reservoir .....           | 80103           |                | ★           |
|                                      | Return - Pipe To Pipe; W/Turbo .....   |                 | ★              |             | <b>1994</b>                                |                 |                |             |
|                                      | Return - Pipe To Reservoir .....       |                 | ★3"            |             | <b>4-CYL. 2.2 L ENG.</b>                   |                 |                |             |
|                                      | <b>1991-1990</b>                       |                 |                |             | <b>Pressure .....</b>                      |                 |                |             |
|                                      | <b>4-CYL. 2.2 L ENG.</b>               |                 |                |             | <b>Return - Gear To Pipe .....</b>         |                 |                |             |
|                                      | Pressure .....                         | 91858           |                |             | Return - Pipe To Pipe .....                |                 | ★12"           |             |
|                                      | Return - Pipe To Pipe .....            | 80180           |                |             | Return - Pipe To Reservoir .....           |                 | ★9"            |             |
|                                      | Return - Pipe To Reservoir .....       |                 | ★3"            |             | <b>V-6 3.0 L ENG.</b>                      |                 |                |             |
| <b>LIGHT TRUCKS</b>                  | <b>LOYALE</b>                          |                 |                |             | <b>Pressure - From Pump .....</b>          |                 |                |             |
|                                      | <b>1994-1990</b>                       |                 |                |             | <b>Pressure - To Gear .....</b>            |                 |                |             |
|                                      | <b>4-CYL. 1.8 L ENG.</b>               |                 |                |             | <b>Return - Cooler To Pipe .....</b>       |                 |                |             |
|                                      | Pressure - From Pump .....             | 71377           |                |             | Return - Gear To Pipe .....                | 91861           |                | ★9"         |
|                                      | Return .....                           | 80192           |                |             | Return - Pipe To Cooler .....              | 80103           |                | ★12"        |
|                                      | Return - Pipe To Reservoir .....       |                 | ★3"            |             | Return - Pipe To Reservoir .....           |                 |                | ★10"        |
| <b>MEDIUM/HEAVY TRUCKS</b>           | <b>RX</b>                              |                 |                |             | <b>1993</b>                                |                 |                |             |
|                                      | <b>1989-1985</b>                       |                 |                |             | <b>4-CYL. 2.2 L ENG.</b>                   |                 |                |             |
|                                      | <b>4-CYL. 1.8 L ENG.</b>               |                 |                |             | <b>Pressure .....</b>                      |                 |                |             |
|                                      | Pressure .....                         | 71377           |                |             | Return - Gear To Pipe .....                | 91860           |                | ★12"        |
|                                      | Return .....                           | 80192           |                |             | Return - Pipe To Pipe .....                |                 | ★9"            |             |
|                                      | Return - Pipe To Reservoir .....       |                 | ★3"            |             | Return - Pipe To Reservoir .....           |                 | ★13"           |             |
| <b>BUSES</b>                         | <b>SVX</b>                             |                 |                |             | <b>V-6 3.0 L ENG.</b>                      |                 |                |             |
|                                      | <b>1995-1992</b>                       |                 |                |             | <b>Pressure - From Pump .....</b>          |                 |                |             |
|                                      | <b>6-CYL. 3.3 L ENG.</b>               |                 |                |             | <b>Pressure - To Gear .....</b>            |                 |                |             |
|                                      | Return - Cooler To Reservoir .....     |                 | ★18"           |             | Return - Cooler To Pipe .....              | 80104           |                | ★9"         |
|                                      | Return - Gear To Pipe .....            |                 | ★14"           |             | Return - Gear To Pipe .....                | 80103           |                | ★12"        |
|                                      | Return - Pipe To Cooler .....          |                 | ★17"           |             | Return - Pipe To Cooler .....              |                 | ★9"            |             |
| <b>HOSE NUMERICAL</b>                | <b>XT</b>                              |                 |                |             | <b>1992</b>                                |                 |                |             |
|                                      | <b>1991-1985</b>                       |                 |                |             | <b>4-CYL. 2.2 L ENG.</b>                   |                 |                |             |
|                                      | <b>4-CYL. 1.8 L ENG.</b>               |                 |                |             | <b>Pressure; Feb. 28 &amp; Older .....</b> |                 |                |             |
|                                      | Pressure .....                         | 71378           |                |             | Pressure; Mar. 1 & Newer .....             | 91859           |                |             |
|                                      | Return .....                           | 80177           |                |             | Return - Gear To Pipe .....                | 91860           |                | ★12"        |
| <b>REPAIR KITS</b>                   | <b>TOYOTA</b>                          |                 |                |             | <b>Return - Pipe To Pipe .....</b>         |                 |                |             |
|                                      | <b>AVALON</b>                          |                 |                |             | <b>Return - Pipe To Reservoir .....</b>    |                 |                |             |
|                                      | <b>1995</b>                            |                 |                |             | <b>V-6 3.0 L ENG.</b>                      |                 |                |             |
|                                      | <b>V-6 3.0 L ENG.</b>                  |                 |                |             | <b>Pressure - From Pump .....</b>          |                 |                |             |
|                                      | Pressure - From Pump .....             | 91861           |                |             | Pressure - To Gear .....                   | 80104           |                | ★9"         |
|                                      | Pressure - To Gear .....               | 80103           |                |             | Return - Cooler To Pipe .....              | 80103           |                | ★12"        |
|                                      | Return - Gear To Pipe .....            |                 | ★18"           |             | Return - Gear To Pipe .....                |                 | ★9"            |             |
|                                      | Return - Pipe To Pipe .....            |                 | ★12"           |             | Return - Pipe To Cooler .....              |                 | ★9"            |             |
|                                      | Return - Pipe To Reservoir .....       |                 | ★7"            |             | Return - Pipe To Reservoir .....           |                 | ★10"           |             |
| <b>ILLUSTRATIONS</b>                 |  |                 |                |             | <b>1991-1988</b>                           |                 |                |             |
|                                      |  |                 |                |             | <b>4-CYL. 2.0 L ENG.</b>                   |                 |                |             |
|                                      |  |                 |                |             | <b>Pressure - From Pump .....</b>          |                 |                |             |
|                                      |  |                 |                |             | <b>Pressure - To Gear .....</b>            |                 |                |             |
|                                      |  |                 |                |             | <b>Reservoir .....</b>                     |                 |                |             |
|                                      |  |                 |                |             | <b>Return - From Gear .....</b>            |                 |                |             |
|                                      |  |                 |                |             | <b>Return - To Pump .....</b>              |                 |                |             |

\* Cut From C.P.E. 3/8" I.D. Hose: 71350 (48"), 81352 (25').  
 † Cut From S.A.E. 11/32" I.D. Hose: 80062 (12"), 80063 (24"), 80064 (36"), 81353 (25').  
 ★ Cut From S.A.E. 3/8" I.D. Hose: 71224 (24"), 71236 (36"), 71206 (48"), 81206 (25'). May Also Use 3/8" C.P.E.  
 † Cut From S.A.E. 5/8" I.D. Hose: 71351 (36").  
 □ Cut From 1/2" I.D. Suction Hose: 71296 (36"), 81354 (10').  
 † Cut From 5/8" I.D. Suction Hose: 71207 (42"), 81355 (10').  
 \* Cut From 3/4" I.D. Suction Hose: 71297 (36"), 81356 (10').  
 ☆ See Page A14 For Pump or Gear Identification.

② Two Required.  
 ③ Three Required.  
 ④ Four Required.  
 † Cut To Fit.  
 \* Replaces Both Upper and Lower Hose.  
 † 252660 Adaptor Required For Some Models.  
 † See Page A6 For Installation Procedure.

# Power Steering Hose for Passenger Cars

| Application  | Assembly Number | Multi-Use Hose | End Fitting | Application                           | Assembly Number | Multi-Use Hose | End Fitting |
|--|-----------------|----------------|-------------|---------------------------------------|-----------------|----------------|-------------|
| <b>TOYOTA - Continued</b>                          |                 |                |             | <b>TOYOTA - Continued</b>             |                 |                |             |
| <b>CAMRY - Continued</b>                           |                 |                |             | <b>CELICA - Continued</b>             |                 |                |             |
| <b>1991-1988 - Continued</b>                       |                 |                |             | <b>1995-1994 - Continued</b>          |                 |                |             |
| <b>V-6 2.5 L ENG.</b>                              |                 |                |             | <b>4-CYL. 2.2 L ENG.</b>              |                 |                |             |
| Pressure - From Pump.....                          | 71434           |                |             | Pressure.....                         | 80106           |                |             |
| Pressure - To Gear.....                            | 91677           |                |             | Return - Cooler To Reservoir.....     |                 | ★19"           |             |
| Reservoir.....                                     |                 | ⇄31"           |             | Return - Gear To Pipe.....            |                 | ★9"            |             |
| Return - From Gear.....                            |                 | ★9"            |             | Return - Pipe To Cooler.....          |                 | ★12"           |             |
| Return - To Pump.....                              |                 | ★8"            |             |                                       |                 |                |             |
| <b>1987</b>  |                 |                |             | <b>1993-1990</b>                      |                 |                |             |
| <b>4-CYL. 2.0 L ENG.</b>                           |                 |                |             | <b>4-CYL. 1.6 L ENG.</b>              |                 |                |             |
| Pressure - From Pump.....                          | 71354           |                |             | Pressure.....                         | 80193           |                |             |
| Pressure - To Gear.....                            | 91686           |                |             | Return - Cooler To Reservoir.....     |                 | ★12"           |             |
| Reservoir.....                                     |                 | ⇄              |             | Return - Gear To Cooler.....          |                 | ★9"            |             |
| Return - From Gear.....                            | 91912           |                |             |                                       |                 |                |             |
| Return - To Pump.....                              |                 | ★8"            |             | <b>4-CYL. 2.0 L ENG.</b>              |                 |                |             |
| <b>1986</b>  |                 |                |             | Pressure - From Pump.....             |                 |                |             |
| <b>4-CYL. 2.0 L ENG.</b>                           |                 |                |             | Pressure - To Gear.....               |                 |                |             |
| Pressure - From Pump.....                          | 71292           |                |             | Pressure - From Pump.....             | 71773           |                |             |
| Pressure - To Gear.....                            | 91549           |                |             | Pressure - To Gear.....               | 91700           |                |             |
| Reservoir.....                                     |                 | ⇄19"           |             | Return - From Gear.....               |                 | ★16"           |             |
| Return - From Gear.....                            |                 | ★8"            |             | Return - To Reservoir.....            |                 | ★9"            |             |
| Return - To Reservoir.....                         |                 | ★11"           |             | <b>4-CYL. 2.2 L ENG.</b>              |                 |                |             |
| <b>4-CYL. 2.0 L DIESEL ENG.</b>                    |                 |                |             | Pressure - From Pump.....             |                 |                |             |
| Return - Gear To Pipe.....                         |                 | ★7"            |             | Pressure - To Gear.....               | 71773           |                |             |
| <b>1985</b>  |                 |                |             | Pressure - To Gear.....               |                 |                |             |
| <b>4-CYL. 1.8 L DIESEL ENG.</b>                    |                 |                |             | Return - From Gear.....               |                 |                |             |
| Return - Gear To Pipe.....                         |                 | ★7"            |             | Return - To Reservoir.....            | 91700           |                |             |
| Return - Pipe To Reservoir.....                    |                 | ★10"           |             | Return - Cooler To Pipe.....          |                 | ★10"           |             |
| <b>4-CYL. 2.0 L ENG.</b>                           |                 |                |             | Return - Gear To Cooler.....          |                 |                |             |
| Pressure - From Pump.....                          | 71292           |                |             | Return - Pipe To Pipe.....            |                 | ★12"           |             |
| Pressure - To Gear.....                            | 91549           |                |             | Return - Pipe To Reservoir.....       |                 | ★12"           |             |
| Reservoir.....                                     |                 | ⇄19"           |             |                                       |                 |                |             |
| Return - From Gear.....                            |                 | ★8"            |             | <b>1989-1988</b>                      |                 |                |             |
| Return - To Reservoir.....                         |                 | ★11"           |             | <b>4-CYL. 2.0 L ENG.</b>              |                 |                |             |
| <b>1984</b>  |                 |                |             | Pressure - From Pump; W/O Turbo.....  |                 |                |             |
| <b>4-CYL. 1.8 L DIESEL ENG.; 4-CYL. 2.0 L ENG.</b> |                 |                |             | Pressure - To Gear; W/O Turbo.....    |                 |                |             |
| Pressure - From Pump.....                          | 71292           |                |             | Reservoir.....                        |                 | ⇄              |             |
| Pressure - To Gear.....                            | 91549           |                |             | Return - Cooler To Pipe; W/O Turbo;   |                 |                |             |
| Reservoir.....                                     |                 | ⇄19"           |             | W/Variable Induction System;          |                 |                |             |
| Return - From Gear.....                            |                 | ★8"            |             | W/Anti-Lock Brake System.....         |                 | ★18"           |             |
| Return - To Reservoir.....                         |                 | ★11"           |             | Return - Gear To Pipe; W/Variable In- |                 |                |             |
| <b>1983</b>  |                 |                |             | duction System; W/Anti-Lock Brake     |                 |                |             |
| <b>4-CYL. 2.0 L ENG.</b>                           |                 |                |             | System.....                           |                 |                |             |
| Pressure - From Pump.....                          | 71292           |                |             | Return - Pipe To Cooler; W/O Turbo;   |                 | ★14"           |             |
| Pressure - To Gear.....                            | 91549           |                |             | W/Variable Induction System;          |                 |                |             |
| Reservoir.....                                     |                 | ⇄19"           |             | W/Anti-Lock Brake System.....         |                 | ★22"           |             |
| Return - From Gear.....                            |                 | ★8"            |             | Return - Pipe To Reservoir; W/O Tur-  |                 |                |             |
| Return - To Reservoir.....                         |                 | ★11"           |             | bo; W/O Variable Induction System...  |                 | ★8"            |             |
| <b>CELICA</b>                                      |                 |                |             | Return - Pipe To Reservoir; W/O Tur-  |                 |                |             |
| <b>1995-1994</b>                                   |                 |                |             | bo; W/Variable Induction System;      |                 |                |             |
| <b>4-CYL. 1.8 L ENG.</b>                           |                 |                |             | W/Anti-Lock Brake System.....         |                 |                |             |
| Pressure.....                                      | 80105           |                |             |                                       |                 | ★9"            |             |
| Return - Cooler To Reservoir.....                  |                 | ★19"           |             | <b>1987</b>                           |                 |                |             |
| Return - Gear To Pipe.....                         |                 | ★9"            |             | <b>4-CYL. 2.0 L ENG.</b>              |                 |                |             |
| Return - Pipe To Cooler.....                       |                 | ★12"           |             | Pressure - From Pump.....             | 71776           |                |             |
|  |                 |                |             | Pressure - To Gear.....               | 91591           |                |             |
|  |                 |                |             | Reservoir.....                        |                 | ⇄              |             |
|  |                 |                |             | Return - Gear To Pipe.....            |                 | ★14"           |             |
|  |                 |                |             | Return - Pipe To Reservoir; W/SOHC    |                 |                |             |
|  |                 |                |             | Eng.....                              |                 | ★8"            |             |

**SYSTEM PUMP & GEAR IDENT.**

**SYSTEM & COMPONENT IDENT.**

**PASS. CARS**

**LIGHT TRUCKS**

**MEDIUM/HEAVY TRUCKS**

**BUSES**

**HOSE NUMERICAL**

**REPAIR KITS**

**KIT NUMERICAL**

**ILLUSTRATIONS**

\* Cut From C.P.E. 3/8" I.D. Hose: 71350 (48"), 81352 (25").  
 † Cut From S.A.E. 11/32" I.D. Hose: 80062 (12"), 80063 (24"), 80064 (36"), 81353 (25").  
 ★ Cut From S.A.E. 3/8" I.D. Hose: 71224 (24"), 71236 (36"), 71206 (48"), 81206 (25"). May Also Use 3/8" C.P.E.  
 ♣ Cut From S.A.E. 5/8" I.D. Hose: 71351 (36").  
 □ Cut From 1/2" I.D. Suction Hose: 71296 (36"), 81354 (10').  
 ⇄ Cut From 5/8" I.D. Suction Hose: 71207 (42"), 81355 (10').  
 ✱ Cut From 3/4" I.D. Suction Hose: 71297 (36"), 81356 (10').  
 ☆ See Page A14 For Pump or Gear Identification.

② Two Required.  
 ③ Three Required.  
 ④ Four Required.  
 ≍ Cut To Fit.  
 ♣ Replaces Both Upper and Lower Hose.  
 ▲ 252660 Adaptor Required For Some Models.  
 ✱ See Page A6 For Installation Procedure.





# Power Steering Hose for Passenger Cars

| Application  | Assembly Number | Multi-Use Hose | End Fitting | Application  | Assembly Number | Multi-Use Hose | End Fitting |
|--|-----------------|----------------|-------------|--|-----------------|----------------|-------------|
| <b>TOYOTA - Continued</b>                                      |                 |                |             | <b>TOYOTA - Continued</b>                            |                 |                |             |
| <b>COROLLA - Continued</b>                                     |                 |                |             | <b>COROLLA - Continued</b>                           |                 |                |             |
| <b>1988 - Continued</b>  |                 |                |             | <b>1984</b>  |                 |                |             |
| <b>4-CYL. 1.6 L ENG. - Continued</b>                           |                 |                |             | <b>4-CYL. 1.6 L ENG.</b>                             |                 |                |             |
| Return - Cooler To Reservoir; Sedan; Wagon.....                |                 |                | ★12"        | Pressure; W/FWD.....                                 | 91521           |                |             |
| Return - Gear To Pipe; FX16.....                               |                 |                | ★8"         | Pressure; W/RWD.....                                 | 91522           |                |             |
| Return - Gear To Pipe; FX; SR5.....                            |                 |                | ★12"        | Reservoir; W/FWD.....                                |                 | □              |             |
| Return - Gear To Pipe; GTS.....                                |                 |                | ★10"        | Return; W/FWD.....                                   |                 | ★14"           |             |
| Return - Gear To Pipe; Sedan; Wagon..                          |                 |                | ★12"        | Return - Gear To Pipe; W/RWD.....                    |                 | ★12"           |             |
| Return - Pipe To Cooler; Sedan; Wag-<br>on.....                |                 |                | ★18"        | Return - Pipe To Reservoir; W/RWD.....               |                 | ★16"           |             |
| Return - Pipe To Pipe; GTS.....                                |                 |                | ★14"        | <b>4-CYL. 1.8 L DIESEL ENG.</b>                      |                 |                |             |
| Return - Pipe To Reservoir; FX; FX16;<br>SR5.....              |                 |                | ★10"        | Return - Gear To Pipe.....                           |                 | ★9"            |             |
| Return - Pipe To Reservoir; GTS.....                           |                 |                | ♣5"         | Return - Pipe To Reservoir.....                      |                 | ★6"            |             |
| Return - Pipe To Reservoir; W/O Cool-<br>er; Sedan; Wagon..... |                 |                | ★10"        | <b>1983</b>  |                 |                |             |
| <b>1987</b>  |                 |                |             | <b>4-CYL. 1.6 L ENG.</b>                             |                 |                |             |
| <b>4-CYL. 1.6 L ENG.</b>                                       |                 |                |             | Pressure - From Pump; W/O Pressure<br>Tube.....      | 71173           |                |             |
| Pressure; FX16.....  | 91893           |                |             | Pressure - Pump To Gear; W/Pressure<br>Tube.....     | ♣91919          |                |             |
| Pressure; FX; Sedan.....                                       | 91521           |                |             | Reservoir.....                                       |                 | ★              |             |
| Pressure; Hatchback; W/FWD.....                                | 91521           |                |             | Return - To Pump.....                                |                 | ★26"           |             |
| Pressure; Sedan.....   | 91521           |                |             | <b>1982-1980</b>                                     |                 |                |             |
| Pressure; W/RWD; SR5.....                                      | 91522           |                |             | <b>4-CYL. 1.8 L ENG.</b>                             |                 |                |             |
| Pressure - From Pump; W/RWD; GTS..                             | 91547           |                |             | Pressure - From Pump; W/O Banjo<br>Pump Fitting..... | 80178           |                |             |
| Reservoir; W/RWD; GTS.....                                     |                 | □              |             | Pressure - To Gear.....                              | 71173           |                |             |
| Return; FX.....  |                 | ★14"           |             | Return - Cooler To Reservoir.....                    |                 | ★32"           |             |
| Return; Hatchback; W/FWD.....                                  |                 | ★14"           |             | Return - Gear To Cooler.....                         |                 | ★10"           |             |
| Return; Sedan.....   |                 | ★14"           |             | <b>CORONA</b>  |                 |                |             |
| Return; W/RWD; GTS.....  |                 | ★20"           |             | <b>1982</b>  |                 |                |             |
| Return - Gear To Pipe; FX16.....                               |                 | ★8"            |             | <b>4-CYL. 2.4 L ENG.</b>                             |                 |                |             |
| Return - Gear To Pipe; W/RWD; SR5...                           |                 | ★12"           |             | Pressure.....  | 71166           |                |             |
| Return - Pipe To Reservoir; FX16.....                          |                 | ★10"           |             | Return.....  |                 | ★              |             |
| Return - Pipe To Reservoir; W/RWD;<br>SR5.....                 |                 | ★16"           |             | <b>1981</b>  |                 |                |             |
| <b>1986</b>  |                 |                |             | <b>4-CYL. 2.4 L ENG.</b>                             |                 |                |             |
| <b>4-CYL. 1.6 L ENG.</b>                                       |                 |                |             | Pressure.....  | 71166           |                |             |
| Pressure; W/FWD; GTS.....                                      | 91521           |                |             | Return.....  |                 | ★42"           |             |
| Pressure; W/RWD; SR5.....                                      | 91522           |                |             | <b>1980</b>  |                 |                |             |
| Pressure - From Pump; W/RWD; GTS..                             | 91547           |                |             | <b>4-CYL. 2.2 L ENG.</b>                             |                 |                |             |
| Reservoir; W/FWD; GTS.....                                     |                 | □              |             | Pressure.....  | 71167           |                |             |
| Reservoir; W/RWD; GTS.....                                     |                 | □              |             | Return.....  |                 | ★42"           |             |
| Return; W/FWD; GTS.....  |                 | ★14"           |             | <b>1979</b>  |                 |                |             |
| Return; W/RWD; GTS.....  |                 | ★20"           |             | <b>4-CYL. 134 ENG.</b>                               |                 |                |             |
| Return - Gear To Pipe; W/RWD; SR5...                           |                 | ★12"           |             | Pressure.....  | 71167           |                |             |
| Return - Pipe To Reservoir; W/RWD;<br>SR5.....                 |                 | ★16"           |             | Reservoir.....                                       |                 | ♣44"           |             |
| <b>1985</b>  |                 |                |             | Return.....  |                 | ★42"           |             |
| <b>4-CYL. 1.6 L ENG.</b>                                       |                 |                |             | <b>1978</b>  |                 |                |             |
| Pressure; W/FWD; GTS.....                                      | 91521           |                |             | <b>4-CYL. 134 ENG.</b>                               |                 |                |             |
| Pressure; W/RWD; SR5.....                                      | 91522           |                |             | Pressure.....  | 71109           |                |             |
| Pressure - From Pump; W/RWD; GTS..                             | 91547           |                |             | Return.....  |                 | ★12"           |             |
| Reservoir; W/FWD; GTS.....                                     |                 | □              |             | <b>1977</b>  |                 |                |             |
| Reservoir; W/RWD; GTS.....                                     |                 | □              |             | <b>4-CYL. 134 ENG.</b>                               |                 |                |             |
| Return; W/FWD; GTS.....  |                 | ★14"           |             | Pressure.....  | 71109           |                |             |
| Return; W/RWD; GTS.....  |                 | ★20"           |             | Return - Gear To Pipe.....                           |                 | ★9"            |             |
| Return - Gear To Pipe; W/RWD; SR5...                           |                 | ★12"           |             | Return - Pipe To Reservoir.....                      |                 | ★6"            |             |
| Return - Pipe To Reservoir; W/RWD;<br>SR5.....                 |                 | ★16"           |             |  |                 |                |             |

**SYSTEM PUMP & GEAR IDENT.**

**SYSTEM & COMPONENT IDENT.**

**PASS. CARS**

**LIGHT TRUCKS**

**MEDIUM/HEAVY TRUCKS**

**BUSES**

**HOSE NUMERICAL**

**REPAIR KITS**

**KIT NUMERICAL**

**ILLUSTRATIONS**

\* Cut From C.P.E. 3/8" I.D. Hose: 71350 (48"), 81352 (25").  
 † Cut From S.A.E. 11/32" I.D. Hose: 80062 (12"), 80063 (24"), 80064 (36"), 81353 (25").  
 ★ Cut From S.A.E. 3/8" I.D. Hose: 71224 (24"), 71236 (36"), 71206 (48"), 81206 (25"). May Also Use 3/8" C.P.E.  
 ♣ Cut From S.A.E. 5/8" I.D. Hose: 71351 (36").  
 □ Cut From 1/2" I.D. Suction Hose: 71296 (36"), 81354 (10').  
 ♠ Cut From 5/8" I.D. Suction Hose: 71207 (42"), 81355 (10').  
 ☆ Cut From 3/4" I.D. Suction Hose: 71297 (36"), 81356 (10').  
 ☆ See Page A14 For Pump or Gear Identification.

② Two Required.  
 ③ Three Required.  
 ④ Four Required.  
 ≡ Cut To Fit.  
 ♣ Replaces Both Upper and Lower Hose.  
 ▲ 252660 Adaptor Required For Some Models.  
 ♣ See Page A6 For Installation Procedure.

# Power Steering Hose for Passenger Cars

|                                      | Application                                 | Assembly Number | Multi-Use Hose | End Fitting | Application                                    | Assembly Number | Multi-Use Hose | End Fitting |
|--------------------------------------|---|-----------------|----------------|-------------|--|-----------------|----------------|-------------|
| <b>SYSTEM PUMP &amp; GEAR IDENT.</b> | <b>TOYOTA - Continued</b>                   |                 |                |             | <b>TOYOTA - Continued</b>                      |                 |                |             |
| <b>SYSTEM &amp; COMPONENT IDENT.</b> | <b>CRESSIDA</b>                             |                 |                |             | <b>SUPRA - Continued</b>                       |                 |                |             |
| <b>PASS. CARS</b>                    | <b>1992-1989</b>                            |                 |                |             | <b>1993</b>                                    |                 |                |             |
|                                      | <b>6-CYL. 3.0 L ENG.</b>                    |                 |                |             | <b>6-CYL. 3.0 L ENG.</b>                       |                 |                |             |
|                                      | Pressure .....                              | 91699           |                |             | Pressure; May & Newer.....                     | 91862           |                |             |
|                                      | Reservoir .....                             |                 | ✦16"           |             | Pressure; W/O Turbo; Apr. & Older.....         | 91688           |                |             |
|                                      | Return - Gear To Pipe.....                  |                 | ★6"            |             | Pressure; W/Turbo; Apr. & Older.....           | 91761           |                |             |
|                                      | Return - Pipe To Reservoir.....             |                 | ★30"           |             | Reservoir; W/Turbo; Apr. & Older.....          |                 | ✦7"            |             |
|                                      | <b>1988-1985</b>                            |                 |                |             | Return - Cooler To Reservoir; May & Newer..... |                 |                |             |
|                                      | <b>6-CYL. 2.8 L ENG.</b>                    |                 |                |             |  |                 |                |             |
|                                      | Pressure .....                              | 91592           |                |             | Return - Cooler To Reservoir; W/O Turbo.....   |                 | ★24"           |             |
|                                      | Return - Gear To Pipe.....                  |                 | ★6"            |             | Return - Cooler To Reservoir; W/Turbo.         |                 | ★8"            |             |
|                                      | Return - Pipe To Reservoir.....             |                 | ★24"           |             | Return - Gear To Cooler; Apr. & Older.         |                 | ★19"           |             |
|                                      | <b>1984-1983</b>                            |                 |                |             | Return - Gear To Cooler; May & Newer.....      |                 |                |             |
| <b>LIGHT TRUCKS</b>                  | <b>6-CYL. 2.8 L ENG.</b>                    |                 |                |             | <b>1992-1989</b>                               |                 |                |             |
|                                      | Pressure - From Pump.....                   | 91518           |                |             | <b>6-CYL. 3.0 L ENG.</b>                       |                 |                |             |
|                                      | Pressure - To Gear.....                     | 71261           |                |             | Pressure; W/O Turbo.....                       | 91688           |                |             |
|                                      | Return - Cooler To Reservoir.....           |                 | ★12"           |             | Pressure; W/Turbo.....                         | 91761           |                | ✦7"         |
|                                      | Return - Gear To Cooler.....                |                 | ★26"           |             | Reservoir; W/Turbo.....                        |                 |                |             |
| <b>MEDIUM/HEAVY TRUCKS</b>           | <b>1982-1981</b>                            |                 |                |             | Return - Cooler To Reservoir; W/O Turbo.....   |                 |                |             |
|                                      | <b>6-CYL. 2.8 L ENG.</b>                    |                 |                |             | Return - Cooler To Reservoir; W/Turbo.         |                 |                |             |
|                                      | Pressure - To Gear.....                     | 71172           |                |             | Return - Gear To Cooler.....                   |                 | ★19"           |             |
|                                      | Return - Cooler To Reservoir.....           |                 | ★16"           |             | <b>1988-1987</b>                               |                 |                |             |
|                                      | Return - Gear To Cooler.....                |                 | ★31"           |             | <b>6-CYL. 3.0 L ENG.</b>                       |                 |                |             |
| <b>BUSES</b>                         | <b>1980</b>                                 |                 |                |             | Pressure.....                                  |                 |                |             |
|                                      | <b>6-CYL. 2.6 L ENG.</b>                    |                 |                |             | Return - Cooler To Reservoir; W/O Turbo.....   |                 |                |             |
|                                      | Pressure - To Gear.....                     | 71172           |                |             | Return - Cooler To Reservoir; W/Turbo.         |                 | ★24"           |             |
|                                      | Reservoir .....                             |                 | ★              |             | Return - Gear To Cooler.....                   |                 | ★8"            |             |
|                                      | Return - From Gear.....                     |                 | ★              |             | Return - Gear To Cooler.....                   |                 | ★19"           |             |
| <b>HOSE NUMERICAL</b>                | <b>1979-1978</b>                            |                 |                |             | <b>1986</b>                                    |                 |                |             |
|                                      | <b>6-CYL. 156 ENG.</b>                      |                 |                |             | <b>6-CYL. 3.0 L ENG.</b>                       |                 |                |             |
|                                      | Pressure - To Gear.....                     | 71172           |                |             | Pressure.....                                  | 91687           |                |             |
|                                      | Reservoir .....                             |                 | ★              |             | Return - Cooler To Reservoir.....              |                 | ★24"           |             |
|                                      | Return - From Gear.....                     |                 | ★              |             | Return - Gear To Cooler.....                   |                 | ★19"           |             |
| <b>REPAIR KITS</b>                   | <b>MR2</b>                                  |                 |                |             | <b>TERCEL</b>                                  |                 |                |             |
|                                      | <b>1995-1991</b>                            |                 |                |             | <b>1995</b>                                    |                 |                |             |
|                                      | <b>4-CYL. 2.0 L ENG.; 4-CYL. 2.2 L ENG.</b> |                 |                |             | <b>4-CYL. 1.5 L ENG.</b>                       |                 |                |             |
|                                      | Return - Gear To Pipe.....                  |                 | ★6"            |             | Pressure.....                                  | 80108           |                | ★8"         |
|                                      | Return - Pipe To Reservoir.....             |                 | ★6"            |             | Return - Gear To Pipe.....                     |                 |                | ★5"         |
| <b>KIT NUMERICAL</b>                 | <b>PASEO</b>                                |                 |                |             | <b>1994-1992</b>                               |                 |                |             |
|                                      | <b>1995-1992</b>                            |                 |                |             | <b>4-CYL. 1.5 L ENG.</b>                       |                 |                |             |
|                                      | <b>4-CYL. 1.5 L ENG.</b>                    |                 |                |             | Pressure.....                                  |                 |                |             |
|                                      | Pressure.....                               | 91763           |                |             | Return - Gear To Pipe.....                     | 91763           |                | ★11"        |
|                                      | Return - Gear To Pipe.....                  |                 | ★11"           |             | Return - Pipe To Reservoir.....                |                 |                | ★5"         |
|                                      | Return - Pipe To Reservoir.....             |                 | ★5"            |             | <b>1991</b>                                    |                 |                |             |
| <b>ILLUSTRATIONS</b>                 | <b>SUPRA</b>                                |                 |                |             | <b>4-CYL. 1.5 L ENG.</b>                       |                 |                |             |
|                                      | <b>1995-1994</b>                            |                 |                |             | Pressure; Apr. 1 & Newer.....                  |                 |                |             |
|                                      | <b>6-CYL. 3.0 L ENG.</b>                    |                 |                |             | Pressure; Mar. 31 & Older.....                 |                 |                |             |
|                                      | Pressure.....                               | 91862           |                |             | Return - Gear To Pipe.....                     |                 |                | ★11"        |
|                                      | Reservoir .....                             |                 | ✦7"            |             | Return - Pipe To Reservoir.....                |                 |                | ★5"         |
|                                      | Return - Cooler To Reservoir.....           |                 | ★11"           |             | <b>1990</b>                                    |                 |                |             |
|                                      | Return - Gear To Cooler.....                |                 | ★14"           |             | <b>4-CYL. 1.5 L ENG.</b>                       |                 |                |             |
|                                      |   |                 |                |             | Pressure.....                                  | 91678           |                |             |
|                                      |   |                 |                |             | Reservoir .....                                |                 |                | ✦           |

\* Cut From C.P.E. 3/8" I.D. Hose: 71350 (48"), 81352 (25").  
 † Cut From S.A.E. 11/32" I.D. Hose: 80062 (12"), 80063 (24"), 80064 (36"), 81353 (25").  
 ★ Cut From S.A.E. 3/8" I.D. Hose: 71224 (24"), 71236 (36"), 71206 (48"), 81206 (25"). May Also Use 3/8" C.P.E.  
 ✦ Cut From S.A.E. 5/8" I.D. Hose: 71351 (36").  
 □ Cut From 1/2" I.D. Suction Hose: 71296 (36"), 81354 (10').  
 ✧ Cut From 5/8" I.D. Suction Hose: 71207 (42"), 81355 (10').  
 ✨ Cut From 3/4" I.D. Suction Hose: 71297 (36"), 81356 (10').  
 ☆ See Page A14 For Pump or Gear Identification.

② Two Required.  
 ③ Three Required.  
 ④ Four Required.  
 ✧ Cut To Fit.  
 ✨ Replaces Both Upper and Lower Hose.  
 ▲ 252660 Adaptor Required For Some Models.  
 ✦ See Page A6 For Installation Procedure.

# Power Steering Hose for Passenger Cars

| Application  | Assembly Number | Multi-Use Hose | End Fitting | Application   | Assembly Number | Multi-Use Hose | End Fitting |
|--|-----------------|----------------|-------------|---|-----------------|----------------|-------------|
| <b>TOYOTA - Continued</b>                          |                 |                |             | <b>VOLKSWAGEN - Continued</b>   |                 |                |             |
| <b>TERCEL - Continued</b>                          |                 |                |             | <b>CORRADO - Continued</b>  |                 |                |             |
| <b>1990 - Continued</b>                            |                 |                |             | <b>1991-1990</b>  |                 |                |             |
| <b>4-CYL. 1.5 L ENG. - Continued</b>               |                 |                |             | <b>4-CYL. 1.8 L ENG.</b>  |                 |                |             |
| Return - Gear To Pipe.....                         |                 | ★10"           |             | Pressure .....  | 71280           |                |             |
| Return - Pipe To Reservoir.....                    |                 | ★9"            |             | Reservoir .....   |                 | ⊕              |             |
| <b>1989</b>  |                 |                |             | Return .....  |                 |                |             |
| <b>4-CYL. 1.5 L ENG.</b>                           |                 |                |             | Return .....  |                 |                |             |
| Pressure .....                                     | 91759           |                |             | ★   |                 |                |             |
| Reservoir .....                                    |                 | ⊕              |             | <b>GOLF</b>   |                 |                |             |
| Return - Gear To Pipe.....                         |                 | ★10"           |             | <b>1995-1993</b>  |                 |                |             |
| Return - Pipe To Reservoir.....                    |                 | ★9"            |             | <b>4-CYL. 1.8 L ENG. (CANADA); 4-CYL. 2.0 L ENG.</b>                  |                 |                |             |
| <b>1988-1987</b>                                   |                 |                |             | Pressure .....  |                 |                |             |
| <b>4-CYL. 1.5 L ENG.</b>                           |                 |                |             | 92030   |                 |                |             |
| Pressure; Hatchback, Sedan .....                   | 91590           |                |             | <b>1992-1990</b>  |                 |                |             |
| Pressure - From Pump; Wagon .....                  | 91589           |                |             | <b>4-CYL. 1.6 L DIESEL ENG. (CANADA); 4-CYL. 1.8 L ENG.;</b>          |                 |                |             |
| Pressure - To Gear; Wagon .....                    | 71876           |                |             | <b>4-CYL. 2.0 L ENG.</b>  |                 |                |             |
| Reservoir; Hatchback, Sedan .....                  |                 | ⊕              |             | Pressure .....  | 71280           |                |             |
| Return - Cooler To Reservoir; Wagon...             |                 | ★13"           |             | Reservoir .....   | 80220           |                |             |
| Return - Gear To Cooler; Wagon.....                |                 | ★10"           |             | Return .....  | 80170           |                |             |
| Return - Gear To Pipe; Hatchback, Sedan.....       |                 | ★8"            |             | <b>1989-1988</b>  |                 |                |             |
| Return - Pipe To Reservoir; Hatchback, Sedan ..... |                 | ★9"            |             | <b>4-CYL. 1.6 L DIESEL ENG. (CANADA); 4-CYL. 1.8 L ENG.</b>           |                 |                |             |
| <b>1986-1983</b>                                   |                 |                |             | Pressure .....  |                 |                |             |
| <b>4-CYL. 1.5 L ENG.</b>                           |                 |                |             | 71280   |                 |                |             |
| Pressure - From Pump .....                         | 91589           |                |             | Reservoir .....   | 80220           |                |             |
| Pressure - To Gear .....                           | 71876           |                |             | Return .....  | 80170           |                |             |
| Return - Cooler To Reservoir.....                  |                 | ★13"           |             | <b>1987-1985</b>  |                 |                |             |
| Return - Gear To Cooler .....                      |                 | ★10"           |             | <b>4-CYL. 1.6 L DIESEL ENG.; 4-CYL. 1.8 L ENG.</b>                    |                 |                |             |
| <b>VOLKSWAGEN</b>                                  |                 |                |             | Pressure .....  |                 |                |             |
| <b>CABRIO</b>                                      |                 |                |             | 71280   |                 |                |             |
| <b>1995</b>  |                 |                |             | Reservoir .....   |                 |                |             |
| <b>4-CYL. 2.0 L ENG.</b>                           |                 |                |             | 80220   |                 |                |             |
| Pressure; W/Auto. Trans.....                       | 92030           |                |             | Return .....  | 80170           |                |             |
| <b>CABRIOLET</b>                                   |                 |                |             | <b>1992-1990</b>  |                 |                |             |
| <b>1993-1985</b>                                   |                 |                |             | <b>4-CYL. 1.6 L DIESEL ENG.; 4-CYL. 1.8 L ENG.; 4-CYL. 2.0 L ENG.</b> |                 |                |             |
| <b>4-CYL. 1.8 L ENG.</b>                           |                 |                |             | Pressure .....  |                 |                |             |
| Pressure .....                                     | 92080           |                |             | Reservoir .....   | 80220           |                |             |
| Reservoir .....                                    |                 | ⊕              |             | Return .....  | 80170           |                |             |
| Return .....                                       | 80175           |                |             | <b>1989</b>   |                 |                |             |
| <b>CORRADO</b>                                     |                 |                |             | <b>4-CYL. 1.6 L DIESEL ENG.; 4-CYL. 1.8 L ENG.</b>                    |                 |                |             |
| <b>1994-1993</b>                                   |                 |                |             | Pressure .....  |                 |                |             |
| <b>V-6 2.8 L ENG.</b>                              |                 |                |             | 71280   |                 |                |             |
| Pressure .....                                     | 71280           |                |             | Reservoir .....   | 80220           |                |             |
| Reservoir .....                                    |                 | ⊕              |             | Return .....  | 80170           |                |             |
| Return .....                                       |                 | ★              |             | <b>1988-1987</b>  |                 |                |             |
| <b>1992</b>  |                 |                |             | <b>4-CYL. 1.6 L DIESEL ENG. (CANADA); 4-CYL. 1.8 L ENG.</b>           |                 |                |             |
| <b>4-CYL. 1.8 L ENG.; V-6 2.8 L ENG.</b>           |                 |                |             | Pressure .....  |                 |                |             |
| Pressure .....                                     | 71280           |                |             | Reservoir .....   | 80220           |                |             |
| Reservoir .....                                    |                 | ⊕              |             | Return .....  | 80170           |                |             |
| Return .....                                       |                 | ★              |             | <b>1986-1985</b>  |                 |                |             |
| <b>1991-1990</b>                                   |                 |                |             | <b>4-CYL. 1.6 L DIESEL ENG.; 4-CYL. 1.8 L ENG.</b>                    |                 |                |             |
| <b>4-CYL. 1.8 L ENG.</b>                           |                 |                |             | Pressure .....  |                 |                |             |
| Pressure .....                                     | 71280           |                |             | Reservoir .....   | 80220           |                |             |
| Reservoir .....                                    |                 | ⊕              |             | Return .....  | 80170           |                |             |
| Return .....                                       |                 | ★              |             | <b>1985-1984</b>  |                 |                |             |

- \* Cut From C.P.E. 3/8" I.D. Hose: 71350 (48"), 81352 (25').
- † Cut From S.A.E. 11/32" I.D. Hose: 80062 (12"), 80063 (24"), 80064 (36"), 81353 (25').
- ★ Cut From S.A.E. 3/8" I.D. Hose: 71224 (24"), 71236 (36"), 71206 (48"), 81206 (25'). May Also Use 3/8" C.P.E.
- ♣ Cut From S.A.E. 5/8" I.D. Hose: 71351 (36").
- Cut From 1/2" I.D. Suction Hose: 71296 (36"), 81354 (10').
- ⊕ Cut From 5/8" I.D. Suction Hose: 71207 (42"), 81355 (10').
- ★ Cut From 3/4" I.D. Suction Hose: 71297 (36"), 81356 (10').
- ☆ See Page A14 For Pump or Gear Identification.

- ⊕ Two Required.
- ⊗ Three Required.
- ⊙ Four Required.
- ⊖ Cut To Fit.
- ⊕ Replaces Both Upper and Lower Hose.
- ▲ 252660 Adaptor Required For Some Models.
- ♣ See Page A6 For Installation Procedure.

SYSTEM PUMP & GEAR IDENT.

SYSTEM & COMPONENT IDENT.

PASS. CARS

LIGHT TRUCKS

MEDIUM/HEAVY TRUCKS

BUSES

HOSE NUMERICAL

REPAIR KITS

KIT NUMERICAL

ILLUSTRATIONS

# Power Steering Hose for Passenger Cars

|                                      | Application  | Assembly Number | Multi-Use Hose | End Fitting |  | Application  | Assembly Number                  | Multi-Use Hose | End Fitting |  |
|--------------------------------------|--|-----------------|----------------|-------------|--|--|----------------------------------|----------------|-------------|--|
| <b>SYSTEM PUMP &amp; GEAR IDENT.</b> | <b>VOLKSWAGEN - Continued</b>  |                 |                |             |  | <b>VOLKSWAGEN - Continued</b>                                  |                                  |                |             |  |
|                                      | <b>JETTA - Continued</b>   |                 |                |             |  | <b>QUANTUM - Continued</b>                                     |                                  |                |             |  |
|                                      | <b>1984</b>  |                 |                |             |  | <b>1984 - Continued</b>  |                                  |                |             |  |
|                                      | 4-CYL. 1.6 L DIESEL ENG.; 4-CYL. 1.7 L ENG.; 4-CYL. 1.8 L ENG.                                   |                 |                |             |  | 5-CYL. 2.2 L ENG. - Continued                                  |                                  |                |             |  |
| <b>SYSTEM &amp; COMPONENT IDENT.</b> | Pressure .....   | 91539           |                |             |  | Return .....   |                                  |                | ★           |  |
|                                      | Reservoir .....  |                 | ✦              |             |  |  |                                  |                |             |  |
|                                      | Return .....   |                 | ★              |             |  |  |                                  |                |             |  |
|                                      | <b>1983-1982</b>   |                 |                |             |  | <b>1983</b>  |                                  |                |             |  |
|                                      | 4-CYL. 1.6 L DIESEL ENG.; 4-CYL. 1.7 L ENG.  |                 |                |             |  | 4-CYL. 1.6 L DIESEL ENG.; 4-CYL. 1.7 L ENG.                    |                                  |                |             |  |
|                                      | Pressure .....   | 91539           |                |             |  | Return .....   |                                  |                | ★           |  |
|                                      | Reservoir .....  |                 | ✦              |             |  |  |                                  |                |             |  |
|                                      | Return .....   |                 | ★              |             |  |  |                                  |                |             |  |
| <b>PASS. CARS</b>                    | <b>PASSAT</b>  |                 |                |             |  | <b>5-CYL. 2.2 L ENG.</b>                                       |                                  |                |             |  |
|                                      | <b>1995</b>  |                 |                |             |  | Pressure .....   |                                  |                |             |  |
|                                      | 4-CYL. 2.0 L ENG.; V-6 2.8 L ENG.  |                 |                |             |  | 71380  |                                  |                |             |  |
|                                      | Pressure .....   | 92080           |                |             |  | Return .....   |                                  |                | ★           |  |
|                                      | Reservoir; W/A.C. ....   |                 | ✦12"           |             |  |  |                                  |                |             |  |
|                                      | <b>1994</b>  |                 |                |             |  | <b>1982</b>  |                                  |                |             |  |
|                                      | 4-CYL. 2.0 L ENG. (CANADA); V-6 2.8 L ENG.   |                 |                |             |  | 4-CYL. 1.6 L DIESEL ENG.; 4-CYL. 1.7 L ENG.                    |                                  |                |             |  |
|                                      | Pressure .....   | 92080           |                |             |  | Return .....   |                                  |                | ★           |  |
|                                      | Reservoir; W/A.C. ....   |                 | ✦12"           |             |  |  |                                  |                |             |  |
| <b>LIGHT TRUCKS</b>                  | <b>1993</b>  |                 |                |             |  | <b>RABBIT</b>  |                                  |                |             |  |
|                                      | 4-CYL. 1.8 L ENG. (CANADA); 4-CYL. 1.9 L DIESEL ENG. (CANADA); 4-CYL. 2.0 L ENG.; V-6 2.8 L ENG. |                 |                |             |  | <b>1984</b>  |                                  |                |             |  |
|                                      | Pressure .....   | 92080           |                |             |  | 4-CYL. 1.6 L DIESEL ENG.; 4-CYL. 1.7 L ENG.; 4-CYL. 1.8 L ENG. |                                  |                |             |  |
|                                      | Reservoir; W/A.C. ....   |                 | ✦12"           |             |  | ENG.   |                                  |                |             |  |
| <b>MEDIUM/HEAVY TRUCKS</b>           | <b>1992-1991</b>   |                 |                |             |  |  | Pressure; Convertible .....      | 92080          |             |  |
|                                      | 4-CYL. 1.8 L ENG. (CANADA); 4-CYL. 2.0 L ENG.  |                 |                |             |  |  | Pressure; Exc. Convertible ..... | 91539          |             |  |
|                                      | Pressure .....   | 92080           |                |             |  | Reservoir .....  |                                  | ✦              |             |  |
|                                      | Reservoir; W/A.C. ....   |                 | ✦12"           |             |  | Return; Convertible .....                                      | 80175                            |                |             |  |
| <b>BUSES</b>                         | <b>1990</b>  |                 |                |             |  |  | Return; Exc. Convertible .....   |                | ★           |  |
|                                      | 4-CYL. 2.0 L ENG.  |                 |                |             |  |  |                                  |                |             |  |
|                                      | Pressure .....   | 92080           |                |             |  |  |                                  |                |             |  |
|                                      | Reservoir; W/A.C. ....   |                 | ✦12"           |             |  |  |                                  |                |             |  |
| <b>HOSE NUMERICAL</b>                | <b>QUANTUM</b>   |                 |                |             |  |  |                                  |                |             |  |
|                                      | <b>1988-1986</b>   |                 |                |             |  |  |                                  |                |             |  |
|                                      | 5-CYL. 2.2 L ENG.  |                 |                |             |  |  |                                  |                |             |  |
|                                      | Pressure .....   | 71380           |                |             |  |  |                                  |                |             |  |
|                                      | Return .....   |                 | ★              |             |  |  |                                  |                |             |  |
| <b>REPAIR KITS</b>                   | <b>1985</b>  |                 |                |             |  |  |                                  |                |             |  |
|                                      | 4-CYL. 1.6 L DIESEL ENG.; 4-CYL. 1.8 L ENG.  |                 |                |             |  |  |                                  |                |             |  |
|                                      | Return .....   |                 | ★              |             |  |  |                                  |                |             |  |
|                                      | <b>5-CYL. 2.2 L ENG.</b>   |                 |                |             |  |  |                                  |                |             |  |
|                                      | Pressure .....   | 71380           |                |             |  |  |                                  |                |             |  |
|                                      | Return .....   |                 | ★              |             |  |  |                                  |                |             |  |
| <b>KIT NUMERICAL</b>                 | <b>1984</b>  |                 |                |             |  |  |                                  |                |             |  |
|                                      | 4-CYL. 1.6 L DIESEL ENG.   |                 |                |             |  |  |                                  |                |             |  |
|                                      | Return .....   |                 | ★              |             |  |  |                                  |                |             |  |
|                                      | <b>5-CYL. 2.2 L ENG.</b>   |                 |                |             |  |  |                                  |                |             |  |
|                                      | Pressure .....   | 71380           |                |             |  |  |                                  |                |             |  |

\* Cut From C.P.E. 3/8" I.D. Hose: 71350 (48"), 81352 (25").

† Cut From S.A.E. 11/32" I.D. Hose: 80062 (12"), 80063 (24"), 80064 (36"), 81353 (25").

★ Cut From S.A.E. 3/8" I.D. Hose: 71224 (24"), 71236 (36"), 71206 (48"), 81206 (25"). May Also Use 3/8" C.P.E.

✦ Cut From S.A.E. 5/8" I.D. Hose: 71351 (36").

□ Cut From 1/2" I.D. Suction Hose: 71296 (36"), 81354 (10').

✧ Cut From 5/8" I.D. Suction Hose: 71207 (42"), 81355 (10').

✧ Cut From 3/4" I.D. Suction Hose: 71297 (36"), 81356 (10').

☆ See Page A14 For Pump or Gear Identification.

⊗ Two Required.

⊙ Three Required.

⊕ Four Required.

≠ Cut To Fit.

⊗ Replaces Both Upper and Lower Hose.

▲ 252660 Adaptor Required For Some Models.

✦ See Page A6 For Installation Procedure.

# Power Steering Hose for Passenger Cars

| Application  | Assembly Number | Multi-Use Hose | End Fitting | Application                                     | Assembly Number | Multi-Use Hose | End Fitting |
|--|-----------------|----------------|-------------|---|-----------------|----------------|-------------|
| <b>VOLKSWAGEN - Continued</b>  |                 |                |             | <b>VOLVO - Continued</b>                        |                 |                |             |
| <b>SCIROCCO - Continued</b>  |                 |                |             | <b>240 - Continued</b>                          |                 |                |             |
| <b>1982</b>  |                 |                |             | <b>1981-1980 - Continued</b>                    |                 |                |             |
| <b>4-CYL. 1.7 L ENG.</b>   |                 |                |             | <b>6-CYL. 2.4 L DIESEL ENG.</b>                 |                 |                |             |
| Pressure .....   | 71380           |                |             | Pressure .....                                  | 71208           |                |             |
| Return .....   |                 | ★              |             | Return .....                                    |                 | ★18"           |             |
| <b>VOLVO</b>   |                 |                |             | <b>1979-1978</b>                                |                 |                |             |
| <b>240</b>   |                 |                |             | <b>4-CYL. 130 ENG.</b>                          |                 |                |             |
| <b>1993-1991</b>   |                 |                |             | <b>260</b>                                      |                 |                |             |
| <b>4-CYL. 2.3 L ENG.</b>   |                 |                |             | <b>1982</b>                                     |                 |                |             |
| Pressure .....   | 80181           |                |             | <b>V-6 2.8 L ENG.</b>                           |                 |                |             |
| Return .....   | 80182           |                |             | Return .....                                    |                 | ★18"           |             |
| <b>1990-1986</b>   |                 |                |             | <b>1981-1980</b>                                |                 |                |             |
| <b>4-CYL. 2.3 L ENG.</b>   |                 |                |             | <b>4-CYL. 2.1 L ENG.</b>                        |                 |                |             |
| Pressure .....   | 71287           |                |             | Pressure .....                                  | 71208           |                |             |
| Reservoir .....  |                 | ⊕15"           |             | Return .....                                    |                 | ★54"           |             |
| Return .....   |                 | ★34"           |             | <b>6-CYL. 2.4 L DIESEL ENG.; V-6 2.8 L ENG.</b> |                 |                |             |
| <b>1985</b>  |                 |                |             | <b>740</b>                                      |                 |                |             |
| <b>4-CYL. 2.1 L ENG.</b>   |                 |                |             | <b>1992-1991</b>                                |                 |                |             |
| Pressure .....   | 71208           |                |             | <b>4-CYL. 2.3 L ENG.</b>                        |                 |                |             |
| Return .....   |                 | ★20"           |             | Pressure .....                                  | 80174           |                |             |
| <b>4-CYL. 2.3 L ENG.</b>   |                 |                |             | <b>1990-1989</b>                                |                 |                |             |
| Pressure .....   | 71287           |                |             | <b>4-CYL. 2.3 L ENG.</b>                        |                 |                |             |
| Reservoir .....  |                 | ⊕20"           |             | Pressure; W/DOHC Eng. ....                      | 80179           |                |             |
| Return .....   |                 | ★34"           |             | Pressure; W/SOHC Eng. ....                      | 80174           |                |             |
| <b>6-CYL. 2.4 L DIESEL ENG.</b>  |                 |                |             | <b>1988</b>                                     |                 |                |             |
| Pressure .....   | 71208           |                |             | <b>4-CYL. 2.3 L ENG.</b>                        |                 |                |             |
| Return .....   |                 | ★26"           |             | Pressure .....                                  | 80174           |                |             |
| <b>1984</b>  |                 |                |             | <b>1987</b>                                     |                 |                |             |
| <b>4-CYL. 2.1 L ENG.</b>   |                 |                |             | <b>4-CYL. 2.3 L ENG.</b>                        |                 |                |             |
| Pressure .....   | 71208           |                |             | Pressure .....                                  | 71285           |                |             |
| Return .....   |                 | ★20"           |             | Return .....                                    |                 | ★31"           |             |
| <b>4-CYL. 2.3 L ENG.</b>   |                 |                |             | <b>1986</b>                                     |                 |                |             |
| Pressure .....   | 71208           |                |             | <b>4-CYL. 2.3 L ENG.</b>                        |                 |                |             |
| Return .....   |                 | ★18"           |             | Pressure .....                                  | 71285           |                |             |
| <b>6-CYL. 2.4 L DIESEL ENG.</b>  |                 |                |             | <b>1987</b>                                     |                 |                |             |
| Pressure .....   | 71208           |                |             | <b>4-CYL. 2.3 L ENG.</b>                        |                 |                |             |
| Return .....   |                 | ★26"           |             | Pressure .....                                  | 71285           |                |             |
| <b>1983</b>  |                 |                |             | <b>1986</b>                                     |                 |                |             |
| <b>4-CYL. 2.1 L ENG.; 4-CYL. 2.3 L ENG.; 6-CYL. 2.4 L DIESEL ENG.</b>          |                 |                |             | <b>4-CYL. 2.3 L ENG.</b>                        |                 |                |             |
| Pressure .....   | 71208           |                |             | Pressure .....                                  | 71285           |                |             |
| Return .....   |                 | ★18"           |             | Return .....                                    |                 | ★31"           |             |
| <b>1982</b>  |                 |                |             | <b>1986</b>                                     |                 |                |             |
| <b>4-CYL. 2.1 L ENG.; 4-CYL. 2.3 L ENG. (CANADA); 6-CYL. 2.4 L DIESEL ENG.</b> |                 |                |             | <b>4-CYL. 2.3 L ENG.</b>                        |                 |                |             |
| Pressure .....   | 71208           |                |             | Pressure .....                                  | 71285           |                |             |
| Return .....   |                 | ★18"           |             | Return .....                                    |                 | ★31"           |             |
| <b>1981-1980</b>   |                 |                |             | <b>6-CYL. 2.4 L DIESEL ENG.</b>                 |                 |                |             |
| <b>4-CYL. 2.1 L ENG.</b>   |                 |                |             | <b>1985</b>                                     |                 |                |             |
| Pressure .....   | 71208           |                |             | <b>4-CYL. 2.3 L ENG.</b>                        |                 |                |             |
| Return .....   |                 | ★54"           |             | Pressure .....                                  | 71285           |                |             |

|                           |
|---------------------------|
| SYSTEM PUMP & GEAR IDENT. |
| SYSTEM & COMPONENT IDENT. |
| PASS. CARS                |
| LIGHT TRUCKS              |
| MEDIUM/HEAVY TRUCKS       |
| BUSES                     |
| HOSE NUMERICAL            |
| REPAIR KITS               |
| KIT NUMERICAL             |
| ILLUSTRATIONS             |

\* Cut From C.P.E. 3/8" I.D. Hose: 71350 (48"), 81352 (25").  
 † Cut From S.A.E. 11/32" I.D. Hose: 80062 (12"), 80063 (24"), 80064 (36"), 81353 (25").  
 ★ Cut From S.A.E. 3/8" I.D. Hose: 71224 (24"), 71236 (36"), 71206 (48"), 81206 (25"). May Also Use 3/8" C.P.E.  
 ❖ Cut From S.A.E. 5/8" I.D. Hose: 71351 (36").  
 □ Cut From 1/2" I.D. Suction Hose: 71296 (36"), 81354 (10').  
 ⊕ Cut From 5/8" I.D. Suction Hose: 71207 (42"), 81355 (10').  
 ✱ Cut From 3/4" I.D. Suction Hose: 71297 (36"), 81356 (10').  
 ☆ See Page A14 For Pump or Gear Identification.

② Two Required.  
 ③ Three Required.  
 ④ Four Required.  
 ≍ Cut To Fit.  
 ⊕ Replaces Both Upper and Lower Hose.  
 ▲ 252660 Adaptor Required For Some Models.  
 ❖ See Page A6 For Installation Procedure.





# Power Steering Hose for Light Trucks

## Alphabetical Listing

Includes Truck Models Through 1 Ton Capacity

SYSTEM  
PUMP &  
GEAR  
IDENT.

| Application   | Assembly Number | Multi-Use Hose | End Fitting | Application   | Assembly Number | Multi-Use Hose | End Fitting |
|---|-----------------|----------------|-------------|---|-----------------|----------------|-------------|
| <b>CHEVROLET</b>  |                 |                |             | <b>CHEVROLET - Continued</b>                              |                 |                |             |
| IMPORTANT: PLEASE NOTE. To select correct replacement parts, it may be necessary to identify the code character for the engine by looking at the VIN (Vehicle Identification Number) located on the dash panel. For 1981 and newer cars, refer to the 8th digit of VIN for the correct engine code. For 1980 and older cars, refer to the 5th digit of VIN for the correct engine code. |                 |                |             | <b>ASTRO - Continued</b>                                  |                 |                |             |
| <b>ASTRO</b>  |                 |                |             | <b>1991</b>   |                 |                |             |
| <b>1995</b>   |                 |                |             | <b>V-6 4.3 L ENG.</b>                                     |                 |                |             |
| Pressure; Conventional System.....  | 71771           |                |             | Pressure; Conventional System.....                        | 71771           |                |             |
| Pressure - Hydroboost To Gear; Hydroboost System .....  | 80056           |                |             | Pressure - Hydroboost To Gear; Hydroboost System .....    | 71787           |                |             |
| Pressure - Pump To Hydroboost; Hydroboost System .....  | 91819           |                |             | Pressure - Pump To Hydroboost; Hydroboost System .....    | 91706           |                |             |
| Reservoir; Conventional System.....   |                 | ✚31"           |             | Reservoir; Conventional System.....                       |                 | ✚31"           |             |
| Reservoir; Hydroboost System .....  |                 | ✚28"           |             | Reservoir; Hydroboost System .....                        |                 | ✚31"           |             |
| Return; Conventional System; W/O Cooler .....   |                 | *11"           |             | Return; Conventional System; W/O Cooler .....             |                 | *11"           |             |
| Return; Hydroboost System; W/O Cooler .....   |                 | *14"           |             | Return; Hydroboost System; W/O Cooler .....               |                 | *14"           |             |
| Return - Cooler To Pump; Hydroboost System.....   |                 | *48"           |             | Return - Cooler To Pump; Hydroboost System.....           |                 | *48"           |             |
| Return - Cooler To Reservoir; Conventional System.....  |                 | *22"           |             | Return - Cooler To Reservoir; Conventional System.....    |                 | *22"           |             |
| Return - Gear To Cooler; Conventional System.....   |                 | *11"           |             | Return - Gear To Cooler; Conventional System.....         |                 | *11"           |             |
| Return - Gear To Cooler; Hydroboost System.....   |                 | *24"           |             | Return - Gear To Cooler; Hydroboost System.....           |                 | *24"           |             |
| Return - Hydroboost To Reservoir; Hydroboost System .....   |                 | *26"           |             | Return - Hydroboost To Reservoir; Hydroboost System ..... |                 | *26"           |             |
| <b>1994-1992</b>  |                 |                |             | <b>1990</b>   |                 |                |             |
| <b>V-6 4.3 L ENG.</b>   |                 |                |             | <b>4-CYL. 2.5 L ENG.</b>                                  |                 |                |             |
| Pressure; Conventional System.....  | 71771           |                |             | Pressure .....  | 70439           |                |             |
| Pressure - Hydroboost To Gear; Hydroboost System .....  | 71779           |                |             | Return; W/O Cooler .....                                  |                 | *11"           |             |
| Pressure - Pump To Hydroboost; Hydroboost System .....  | 91706           |                |             | Return - Cooler To Pump.....                              |                 | *18"           |             |
| Reservoir; Conventional System.....   |                 | ✚31"           |             | Return - Gear To Cooler .....                             |                 | *10"           |             |
| Reservoir; Hydroboost System .....  |                 | ✚31"           |             | <b>V-6 4.3 L ENG.</b>                                     |                 |                |             |
| Return; Conventional System; W/O Cooler .....   |                 | *11"           |             | Pressure; Conventional System.....                        | 71771           |                |             |
| Return; Hydroboost System; W/O Cooler .....   |                 | *14"           |             | Pressure - Hydroboost To Gear; Hydroboost System .....    | 71787           |                |             |
| Return - Cooler To Pump; Hydroboost System.....   |                 | *48"           |             | Pressure - Pump To Hydroboost; Hydroboost System .....    | 91706           |                |             |
| Return - Cooler To Reservoir; Conventional System.....  |                 | *22"           |             | Reservoir; Conventional System.....                       |                 | ✚31"           |             |
| Return - Gear To Cooler; Conventional System.....   |                 | *11"           |             | Reservoir; Hydroboost System .....                        |                 | ✚31"           |             |
| Return - Gear To Cooler; Hydroboost System.....   |                 | *24"           |             | Return; Conventional System; W/O Cooler .....             |                 | *11"           |             |
| Return - Hydroboost To Reservoir; Hydroboost System .....   |                 | *26"           |             | Return; Hydroboost System; W/O Cooler .....               |                 | *14"           |             |
|   |                 |                |             | Return - Cooler To Pump; Hydroboost System.....           |                 | *48"           |             |
|   |                 |                |             | Return - Cooler To Reservoir; Conventional System.....    |                 | *22"           |             |
|   |                 |                |             | Return - Gear To Cooler; Conventional System.....         |                 | *11"           |             |
|   |                 |                |             | Return - Gear To Cooler; Hydroboost System.....           |                 | *24"           |             |
|   |                 |                |             | Return - Hydroboost To Reservoir; Hydroboost System ..... |                 | *26"           |             |

SYSTEM &  
COM-  
ONENT  
IDENT.

PASS.  
CARS

LIGHT  
TRUCKS

MEDIUM/  
HEAVY  
TRUCKS

BUSES

HOSE  
NUMER-  
ICAL

REPAIR  
KITS

KIT  
NUMER-  
ICAL

ILLUSTRATIONS

- \* Cut From C.P.E. 3/8" I.D. Hose: 71350 (48"), 81352 (25').
- † Cut From S.A.E. 11/32" I.D. Hose: 80062 (12"), 80063 (24"), 80064 (36"), 81353 (25').
- ★ Cut From S.A.E. 3/8" I.D. Hose: 71224 (24"), 71236 (36"), 71206 (48"), 81206 (25'). May Also Use 3/8" C.P.E.
- ♣ Cut From S.A.E. 5/8" I.D. Hose: 71351 (36").
- Cut From 1/2" I.D. Suction Hose: 71296 (36"), 81354 (10').
- ✚ Cut From 5/8" I.D. Suction Hose: 71207 (42"), 81355 (10').
- \* Cut From 3/4" I.D. Suction Hose: 71297 (36"), 81356 (10').
- ☆ See Page A14 For Pump or Gear Identification.

- Ⓜ Two Required.
- Ⓝ Three Required.
- Ⓞ Four Required.
- ≠ Cut To Fit.
- ⊗ Replaces Both Upper and Lower Hose.
- ▲ 252660 Adaptor Required For Some Models.
- ♣ See Page A6 For Installation Procedure.

# Power Steering Hose for Light Trucks

|                                      | Application   | Assembly Number | Multi-Use Hose | End Fitting | Application   | Assembly Number | Multi-Use Hose | End Fitting |
|--------------------------------------|---|-----------------|----------------|-------------|---|-----------------|----------------|-------------|
| <b>SYSTEM PUMP &amp; GEAR IDENT.</b> | <b>CHEVROLET - Continued</b>                            |                 |                |             | <b>CHEVROLET - Continued</b>                            |                 |                |             |
| <b>SYSTEM &amp; COMPONENT IDENT.</b> | <b>ASTRO - Continued</b>                                |                 |                |             | <b>BLAZER - Continued</b>                               |                 |                |             |
| <b>PASS. CARS</b>                    | <b>1989-1987</b>  |                 |                |             | <b>1993-1992</b>  |                 |                |             |
|                                      | <b>4-CYL. 2.5 L ENG.</b>                                |                 |                |             | <b>V-6 4.3 L ENG.</b>                                   |                 |                |             |
|                                      | Pressure .....  | 70439           |                |             | Pressure .....  | 71404           |                |             |
|                                      | Return; W/O Cooler .....                                |                 | *11"           |             | Return; W/O Cooler .....                                |                 | *18"           | 39108       |
|                                      | Return - Cooler To Pump .....                           |                 | *18"           |             | Return - Cooler To Pump .....                           |                 | *36"           |             |
|                                      | Return - Gear To Cooler .....                           |                 | *10"           |             | Return - Gear To Cooler .....                           |                 | *30"           | 39108       |
|                                      | <b>V-6 4.3 L ENG.</b>                                   |                 |                |             | <b>V-8 5.7 L ENG.</b>                                   |                 |                |             |
|                                      | Pressure .....  | 70413           |                |             | Pressure; Conventional System .....                     | 71668           |                |             |
|                                      | Return .....  |                 | *11"           |             | Pressure - Hydroboost To Gear; Hydro-boost System ..... | 91730           |                |             |
|                                      | <b>1986</b>   |                 |                |             | <b>1991-1990</b>  |                 |                |             |
|                                      | <b>4-CYL. 2.5 L ENG.</b>                                |                 |                |             | <b>V-6 4.3 L ENG.</b>                                   |                 |                |             |
|                                      | Pressure .....  | 71274           |                |             | Pressure .....  | 71404           |                |             |
|                                      | Reservoir .....   |                 | ⊕8"            |             | Return; W/O Cooler .....                                |                 | *18"           | 39108       |
|                                      | Return .....  |                 | *17"           |             | Return - Cooler To Pump .....                           |                 | *36"           |             |
|                                      | <b>V-6 4.3 L ENG.</b>                                   |                 |                |             | <b>1991-1990</b>  |                 |                |             |
|                                      | Pressure .....  | 70408           |                |             | Return - Gear To Cooler .....                           |                 | *30"           | 39108       |
|                                      | Return .....  |                 | *10"           |             | <b>V-8 5.7 L ENG.</b>                                   |                 |                |             |
| <b>LIGHT TRUCKS</b>                  | <b>1985</b>   |                 |                |             | <b>V-6 4.3 L ENG.</b>                                   |                 |                |             |
|                                      | <b>4-CYL. 2.5 L ENG.</b>                                |                 |                |             | <b>1991-1990</b>  |                 |                |             |
|                                      | Pressure .....  | 71274           |                |             | Pressure .....  | 71404           |                |             |
|                                      | Reservoir .....   |                 | ⊕8"            |             | Return; W/O Cooler .....                                |                 | *18"           | 39108       |
|                                      | Return .....  |                 | *17"           |             | Return - Cooler To Pump .....                           |                 | *36"           |             |
|                                      | <b>V-6 4.3 L ENG.</b>                                   |                 |                |             | <b>1991-1990</b>  |                 |                |             |
|                                      | Pressure .....  | 80129           |                |             | Return - Gear To Cooler .....                           |                 | *30"           | 39108       |
|                                      | Return .....  |                 | ⊕10"           |             | <b>V-8 5.7 L ENG.</b>                                   |                 |                |             |
| <b>MEDIUM/HEAVY TRUCKS</b>           | <b>BLAZER</b>   |                 |                |             | <b>1991-1990</b>  |                 |                |             |
|                                      | <b>1995</b>   |                 |                |             | <b>V-6 4.3 L ENG.</b>                                   |                 |                |             |
|                                      | <b>V-6 4.3 L ENG.</b>                                   |                 |                |             | <b>1991-1990</b>  |                 |                |             |
|                                      | Pressure .....  | 71404           |                |             | Pressure .....  | 71404           |                |             |
|                                      | Return; W/O Cooler .....                                |                 | *18"           | 39108       | Return; W/O Cooler .....                                |                 | *18"           | 39108       |
|                                      | Return - Cooler To Pump .....                           |                 | *37"           |             | Return - Cooler To Pump .....                           |                 | *36"           |             |
|                                      | Return - Gear To Cooler .....                           |                 | *30"           | 39108       | Return - Gear To Cooler .....                           |                 | *30"           | 39108       |
|                                      | <b>1994</b>   |                 |                |             | <b>V-8 6.2 L DIESEL ENG.</b>                            |                 |                |             |
|                                      | <b>V-6 4.3 L ENG.</b>                                   |                 |                |             | <b>1991-1990</b>  |                 |                |             |
|                                      | Pressure .....  | 71404           |                |             | Pressure - Hydroboost To Gear .....                     | 71772           |                |             |
|                                      | Return; W/O Cooler .....                                |                 | *18"           | 39108       | Pressure - Pump To Hydroboost .....                     | 91697           |                |             |
|                                      | Return - Cooler To Pump .....                           |                 | *36"           |             | Return - Gear To Pump .....                             |                 | *12"           |             |
|                                      | Return - Gear To Cooler .....                           |                 | *30"           | 39108       | Return - Hydroboost To Pump .....                       |                 | *32"           |             |
|                                      | <b>V-8 5.7 L ENG.</b>                                   |                 |                |             | <b>1989</b>   |                 |                |             |
|                                      | Pressure; Conventional System .....                     | 71668           |                |             | <b>V-6 2.8 L ENG.</b>                                   |                 |                |             |
|                                      | Pressure - Hydroboost To Gear; Hydro-boost System ..... | 91730           |                |             | Pressure .....  | 70421           |                |             |
|                                      | Pressure - Pump To Hydroboost; Hydro-boost System ..... | 91651           |                |             | Return; W/O Cooler .....                                |                 | *17"           | 39108       |
|                                      | Return; Conventional System; W/O Cooler .....           | ⊖71417          |                |             | Return - Cooler To Pump .....                           |                 | *20"           |             |
|                                      | Return - Cooler To Pump; W/Finned Cooler .....          |                 | *42"           |             | Return - Gear To Cooler .....                           |                 | *20"           |             |
|                                      | Return - Hydroboost To Pump; Hydro-boost System .....   | 91818           |                |             | <b>V-6 4.3 L ENG.</b>                                   |                 |                |             |
|                                      | <b>V-8 6.5 L DIESEL ENG.</b>                            |                 |                |             | <b>1991-1990</b>  |                 |                |             |
|                                      | Pressure - Hydroboost To Gear .....                     | 91730           |                |             | Pressure .....  | 71404           |                |             |
|                                      | Pressure - Pump To Hydroboost .....                     | 91651           |                |             | Return; W/O Cooler .....                                |                 | *18"           | 39108       |
|                                      | Return - Cooler To Pump .....                           |                 | *42"           |             | Return - Cooler To Pump .....                           |                 | *36"           |             |
|                                      | Return - Hydroboost To Pump .....                       | 91818           |                |             | Return - Gear To Cooler .....                           |                 | *30"           | 39108       |

**ILLUSTRATIONS**

\* Cut From C.P.E. 3/8" I.D. Hose: 71350 (48"), 81352 (25').  
 † Cut From S.A.E. 11/32" I.D. Hose: 80062 (12"), 80063 (24"), 80064 (36"), 81353 (25').  
 ★ Cut From S.A.E. 3/8" I.D. Hose: 71224 (24"), 71236 (36"), 71206 (48"), 81206 (25'). May Also Use 3/8" C.P.E.  
 ✦ Cut From S.A.E. 5/8" I.D. Hose: 71351 (36").  
 □ Cut From 1/2" I.D. Suction Hose: 71296 (36"), 81354 (10').  
 ⊕ Cut From 5/8" I.D. Suction Hose: 71207 (42"), 81355 (10').  
 ✧ Cut From 3/4" I.D. Suction Hose: 71297 (36"), 81356 (10').  
 ☆ See Page A14 For Pump or Gear Identification.

Ⓜ Two Required.  
 Ⓝ Three Required.  
 Ⓞ Four Required.  
 ⊖ Cut To Fit.  
 ⊕ Replaces Both Upper and Lower Hose.  
 ▲ 252660 Adaptor Required For Some Models.  
 ✦ See Page A6 For Installation Procedure.

# Power Steering Hose for Light Trucks

| Application   | Assembly Number | Multi-Use Hose | End Fitting | Application   | Assembly Number | Multi-Use Hose | End Fitting |
|---|-----------------|----------------|-------------|---|-----------------|----------------|-------------|
| <b>CHEVROLET - Continued</b>                          |                 |                |             | <b>CHEVROLET - Continued</b>                          |                 |                |             |
| <b>BLAZER - Continued</b>                             |                 |                |             | <b>BLAZER - Continued</b>                             |                 |                |             |
| <b>1989 - Continued</b>                               |                 |                |             | <b>1987 - Continued</b>                               |                 |                |             |
| <b>V-8 5.7 L ENG. - Continued</b>                     |                 |                |             | <b>V-6 2.8 L ENG. - Continued</b>                     |                 |                |             |
| Return - Cooler To Pump; W/Finned Cooler.....         |                 | *42"           |             | Return - Cooler To Pump.....                          |                 | *20"           | 39108       |
| Return - Gear To Pump; Hydroboost System.....         |                 | *12"           |             | Return - Gear To Cooler.....                          |                 | *20"           |             |
| Return - Hydroboost To Pump; Hydroboost System.....   |                 | *32"           |             | <b>V-8 5.0 L ENG.</b>                                 |                 |                |             |
| <b>V-8 6.2 L DIESEL ENG.</b>                          |                 |                |             | Pressure; Optional Hose.....                          | 71402           |                |             |
| Pressure - Hydroboost To Gear.....                    | 71093           |                |             | Pressure; Preferred Hose.....                         | 71088           |                |             |
| Pressure - Pump To Hydroboost.....                    | 91697           |                |             | Return.....   |                 | *12"           |             |
| Return - Gear To Pump.....                            |                 | *12"           |             | <b>V-8 5.7 L ENG.</b>                                 |                 |                |             |
| Return - Hydroboost To Pump.....                      |                 | *32"           |             | Pressure; Conventional System; Optional Hose.....     | 71402           |                |             |
| <b>1988</b>   |                 |                |             | Pressure; Conventional System; Preferred Hose.....    | 71088           |                |             |
| <b>4-CYL. 2.5 L ENG.</b>                              |                 |                |             | Pressure - Hydroboost To Gear; Hydroboost System..... | 71093           |                |             |
| Pressure.....   | 70414           | ♣              |             | Pressure - Pump To Hydroboost; Hydroboost System..... | 91466           |                |             |
| Reservoir.....  |                 | *20"           | 39108       | Return; Conventional System.....                      |                 | *12"           |             |
| Return - Cooler To Pump.....                          |                 | *20"           |             | Return - Gear To Pump; Hydroboost System.....         |                 | *24"           |             |
| Return - From Gear.....                               |                 |                |             | Return - Hydroboost To Pump; Hydroboost System.....   |                 | *32"           |             |
| Return - Gear To Cooler.....                          |                 | *19"           |             | <b>V-8 6.2 L DIESEL ENG.</b>                          |                 |                |             |
| <b>V-6 2.8 L ENG.</b>                                 |                 |                |             | Pressure - Hydroboost To Gear.....                    | 71093           |                |             |
| Pressure.....   | 70421           |                |             | Pressure - Pump To Hydroboost.....                    | 91468           |                |             |
| Return; W/O Cooler.....                               |                 | *17"           | 39108       | Reservoir.....  |                 | ♣              |             |
| Return - Cooler To Pump.....                          |                 | *20"           |             | Return - Gear To Pump.....                            |                 | *24"           |             |
| Return - Gear To Cooler.....                          |                 | *20"           |             | Return - Hydroboost To Pump.....                      |                 | *32"           |             |
| <b>V-6 4.3 L ENG.</b>                                 |                 |                |             | <b>1986-1985</b>                                      |                 |                |             |
| Pressure.....   | 71404           |                |             | <b>4-CYL. 2.5 L ENG.</b>                              |                 |                |             |
| Return; W/O Cooler.....                               |                 | *18"           | 39108       | Pressure.....   | 71222           |                |             |
| Return - Cooler To Pump.....                          |                 | *36"           |             | Reservoir.....  |                 | ♣              |             |
| Return - Gear To Cooler.....                          |                 | *30"           | 39108       | Return.....   |                 | *17"           |             |
| <b>V-8 5.7 L ENG.</b>                                 |                 |                |             | <b>V-6 2.8 L ENG.</b>                                 |                 |                |             |
| Pressure; Conventional System; Optional Hose.....     | 71402           |                |             | Pressure.....   | 80122           |                |             |
| Pressure; Conventional System; Preferred Hose.....    | 71088           |                |             | Return.....   |                 | *18"           |             |
| Pressure - Hydroboost To Gear; Hydroboost System..... | 71093           |                |             | <b>V-8 5.0 L ENG.</b>                                 |                 |                |             |
| Pressure - Pump To Hydroboost; Hydroboost System..... | 91466           |                |             | Pressure; Optional Hose.....                          | 71402           |                |             |
| Return; W/O Cooler.....                               | 71417           |                |             | Pressure; Preferred Hose.....                         | 71088           |                |             |
| Return - Cooler To Pump; W/Finned Cooler.....         |                 | *42"           |             | Return.....   |                 | *12"           |             |
| Return - Gear To Cooler; Hydroboost System.....       |                 | *              |             | <b>V-8 5.7 L ENG.</b>                                 |                 |                |             |
| Return - Hydroboost To Pump; Hydroboost System.....   | 91818           |                |             | Pressure; Conventional System; Optional Hose.....     | 71402           |                |             |
| <b>V-8 6.2 L DIESEL ENG.</b>                          |                 |                |             | Pressure; Conventional System; Preferred Hose.....    | 71088           |                |             |
| Pressure - Hydroboost To Gear.....                    | 71093           |                |             | Pressure - Hydroboost To Gear; Hydroboost System..... | 71093           |                |             |
| Pressure - Pump To Hydroboost.....                    | 91468           |                |             | Pressure - Pump To Hydroboost; Hydroboost System..... | 91466           |                |             |
| Reservoir.....  |                 | ♣              |             | Return; Conventional System.....                      |                 | *12"           |             |
| Return - Gear To Pump.....                            |                 | *14"           |             | Return - Gear To Pump; Hydroboost System.....         |                 | *24"           |             |
| Return - Hydroboost To Pump.....                      |                 | *32"           |             | Return - Hydroboost To Pump; Hydroboost System.....   |                 | *32"           |             |
| <b>1987</b>   |                 |                |             | <b>V-8 6.2 L DIESEL ENG.</b>                          |                 |                |             |
| <b>4-CYL. 2.5 L ENG.</b>                              |                 |                |             | Pressure - Hydroboost To Gear.....                    | 71093           |                |             |
| Pressure.....   | 70414           |                |             | Pressure - Pump To Hydroboost.....                    | 91468           |                |             |
| Reservoir.....  |                 | ♣              |             | Reservoir.....  |                 | ♣              |             |
| Return.....   |                 | *17"           | 39108       | Return - Gear To Pump.....                            |                 | *24"           |             |
| Return - From Gear.....                               |                 |                |             | Return - Hydroboost To Pump.....                      |                 | *32"           |             |
| <b>V-6 2.8 L ENG.</b>                                 |                 |                |             |   |                 |                |             |
| Pressure.....   | 70421           |                |             |   |                 |                |             |
| Return; W/O Cooler.....                               |                 | *16"           | 39108       |   |                 |                |             |

|                           |
|---------------------------|
| SYSTEM PUMP & GEAR IDENT. |
| SYSTEM & COMPONENT IDENT. |
| PASS. CARS                |
| LIGHT TRUCKS              |
| MEDIUM/HEAVY TRUCKS       |
| BUSES                     |
| HOSE NUMERICAL            |
| REPAIR KITS               |
| KIT NUMERICAL             |
| ILLUSTRATIONS             |

\* Cut From C.P.E. 3/8" I.D. Hose: 71350 (48"), 81352 (25").  
 † Cut From S.A.E. 11/32" I.D. Hose: 80062 (12"), 80063 (24"), 80064 (36"), 81353 (25").  
 ★ Cut From S.A.E. 3/8" I.D. Hose: 71224 (24"), 71236 (36"), 71206 (48"), 81206 (25"). May Also Use 3/8" C.P.E.  
 ♣ Cut From S.A.E. 5/8" I.D. Hose: 71351 (36").  
 □ Cut From 1/2" I.D. Suction Hose: 71296 (36"), 81354 (10').  
 ♠ Cut From 5/8" I.D. Suction Hose: 71207 (42"), 81355 (10').  
 \* Cut From 3/4" I.D. Suction Hose: 71297 (36"), 81356 (10').  
 ☆ See Page A14 For Pump or Gear Identification.

② Two Required.  
 ③ Three Required.  
 ④ Four Required.  
 ♠ Cut To Fit.  
 ♠ Replaces Both Upper and Lower Hose.  
 ▲ 252660 Adaptor Required For Some Models.  
 ♣ See Page A6 For Installation Procedure.

# Power Steering Hose for Light Trucks

|                                      | Application  | Assembly Number | Multi-Use Hose | End Fitting | Application  | Assembly Number | Multi-Use Hose | End Fitting |
|--------------------------------------|--|-----------------|----------------|-------------|--|-----------------|----------------|-------------|
| <b>SYSTEM PUMP &amp; GEAR IDENT.</b> | <b>CHEVROLET - Continued</b>                           |                 |                |             | <b>CHEVROLET - Continued</b>                           |                 |                |             |
|                                      | <b>BLAZER - Continued</b>                              |                 |                |             | <b>BLAZER - Continued</b>                              |                 |                |             |
|                                      | <b>1984-1983</b>                                       |                 |                |             | <b>1982 - Continued</b>                                |                 |                |             |
|                                      | <b>4-CYL. 1.9 L ENG.</b>                               |                 |                |             | <b>V-8 5.7 L ENG. - Continued</b>                      |                 |                |             |
|                                      | Pressure; W/A.C. ....                                  | 71195           |                |             | Return - Gear To Pump; Hydroboost System.....          |                 |                | *24"        |
| <b>SYSTEM &amp; COMPONENT IDENT.</b> | Pressure; W/O A.C. ....                                | 80140           |                |             | Return - Hydroboost To Pump; Hydroboost System.....    |                 |                | *32"        |
|                                      | Return; W/A.C. ....                                    |                 | *14"           |             |  |                 |                |             |
|                                      | Return; W/O A.C. ....                                  |                 | *15"           |             |  |                 |                |             |
|                                      | <b>4-CYL. 2.0 L ENG.</b>                               |                 |                |             | <b>V-8 6.2 L DIESEL ENG.</b>                           |                 |                |             |
|                                      | Pressure .....   | 71203           |                |             | Pressure - Hydroboost To Gear .....                    | 71093           |                |             |
|                                      | Return .....   |                 | *13"           |             | Pressure - Pump To Hydroboost.....                     | 91468           |                |             |
|                                      | <b>V-6 2.8 L ENG.</b>                                  |                 |                |             | Reservoir .....  |                 |                | ⊛           |
| <b>PASS. CARS</b>                    | Pressure .....   | 80122           |                |             | Return - Gear To Pump.....                             |                 |                | *24"        |
|                                      | Return .....   |                 | *20"           |             | Return - Hydroboost To Pump .....                      |                 |                | *32"        |
|                                      | <b>V-8 5.0 L ENG.</b>                                  |                 |                |             | <b>1981-1980</b>                                       |                 |                |             |
|                                      | Pressure; Optional Hose.....                           | 71402           |                |             | <b>6-CYL. 4.1 L ENG.</b>                               |                 |                |             |
|                                      | Pressure; Preferred Hose .....                         | 71088           |                |             | Pressure; Conventional System.....                     | 71092           |                |             |
|                                      | Return .....   |                 | *20"           |             | Pressure - Hydroboost To Gear; Hydroboost System ..... | 71093           |                |             |
|                                      | <b>V-8 5.7 L ENG.</b>                                  |                 |                |             | Pressure - Pump To Hydroboost; Hydroboost System ..... | 91467           |                |             |
|                                      | Pressure; Conventional System; Optional Hose .....     | 71402           |                |             | Return; Conventional System .....                      |                 |                | *18"        |
| <b>LIGHT TRUCKS</b>                  | Pressure; Conventional System; Preferred Hose .....    | 71088           |                |             | Return - Gear To Pump; Hydroboost System.....          |                 |                | *24"        |
|                                      | Pressure - Hydroboost To Gear; Hydroboost System ..... | 71093           |                |             | Return - Hydroboost To Pump; Hydroboost System .....   |                 |                | *32"        |
|                                      | Pressure - Pump To Hydroboost; Hydroboost System ..... | 91466           |                |             | <b>V-8 5.0 L ENG.</b>                                  |                 |                |             |
|                                      | Return; Conventional System.....                       |                 | *20"           |             | Pressure; Optional Hose.....                           | 71402           |                |             |
|                                      | Return - Gear To Pump; Hydroboost System.....          |                 | *24"           |             | Pressure; Preferred Hose .....                         | 71088           |                |             |
| <b>MEDIUM/HEAVY TRUCKS</b>           | Return - Hydroboost To Pump; Hydroboost System .....   |                 | *32"           |             | Return .....   | ⊚70518          | *24"           | 39106       |
|                                      | <b>V-8 6.2 L DIESEL ENG.</b>                           |                 |                |             | <b>V-8 5.7 L ENG.</b>                                  |                 |                |             |
|                                      | Pressure - Hydroboost To Gear .....                    | 71093           |                |             | Pressure; Conventional System; Optional Hose .....     | 71402           |                |             |
|                                      | Pressure - Pump To Hydroboost.....                     | 91468           |                |             | Pressure; Conventional System; Preferred Hose .....    | 71088           |                |             |
|                                      | Reservoir .....  |                 | ⊛              |             | Pressure - Hydroboost To Gear; Hydroboost System ..... | 71093           |                |             |
| <b>BUSES</b>                         | Return - Gear To Pump.....                             |                 | *24"           |             | Pressure - Pump To Hydroboost; Hydroboost System ..... | 91466           |                |             |
|                                      | Return - Hydroboost To Pump .....                      |                 | *32"           |             | Return; Conventional System .....                      | ⊚70518          | *24"           | 39106       |
|                                      | <b>1982</b>  |                 |                |             | Return - Gear To Pump; Hydroboost System.....          |                 |                | *24"        |
|                                      | <b>6-CYL. 4.1 L ENG.</b>                               |                 |                |             | Return - Hydroboost To Pump; Hydroboost System .....   |                 |                | *32"        |
|                                      | Pressure; Conventional System.....                     | 71092           |                |             | <b>1979</b>  |                 |                |             |
|                                      | Pressure - Hydroboost To Gear; Hydroboost System ..... | 71093           |                |             | <b>6-CYL. 250 ENG.</b>                                 |                 |                |             |
|                                      | Pressure - Pump To Hydroboost; Hydroboost System ..... | 91467           |                |             | Pressure; Conventional System.....                     | 70910           |                |             |
|                                      | Return; Conventional System.....                       |                 | *20"           |             | Pressure - Hydroboost To Gear; Hydroboost System ..... | 70924           |                |             |
|                                      | Return - Gear To Pump; Hydroboost System.....          |                 | *24"           |             | Pressure - Pump To Hydroboost; Hydroboost System ..... | 91571           |                |             |
|                                      | Return - Hydroboost To Pump; Hydroboost System .....   |                 | *32"           |             | Return; Conventional System .....                      | ⊚70518          | *22"           | 39859       |
|                                      | <b>V-8 5.0 L ENG.</b>                                  |                 |                |             | Return - Gear To Pump; Hydroboost System.....          |                 |                | *34"        |
|                                      | Pressure; Optional Hose.....                           | 71402           |                |             | Return - Hydroboost To Pump; Hydroboost System .....   |                 |                | *42"        |
|                                      | Pressure; Preferred Hose .....                         | 71088           |                |             | <b>V-8 305 ENG.; V-8 400 ENG.</b>                      |                 |                |             |
|                                      | Return .....   |                 | *20"           |             | Pressure .....   | 70911           |                |             |
|                                      | <b>V-8 5.7 L ENG.</b>                                  |                 |                |             | Return .....   |                 |                | *22"        |
|                                      | Pressure; Conventional System; Optional Hose .....     | 71402           |                |             | <b>V-8 350 ENG.</b>                                    |                 |                |             |
|                                      | Pressure; Conventional System; Preferred Hose .....    | 71088           |                |             | Pressure; Conventional System.....                     | 70911           |                |             |
|                                      | Pressure - Hydroboost To Gear; Hydroboost System ..... | 71093           |                |             | Pressure - Hydroboost To Gear; Hydroboost System ..... | 70924           |                |             |
|                                      | Pressure - Pump To Hydroboost; Hydroboost System ..... | 91466           |                |             |  |                 |                |             |
|                                      | Return; Conventional System.....                       |                 | *20"           |             |  |                 |                |             |

**ILLUSTRATIONS**

- \* Cut From C.P.E. 3/8" I.D. Hose: 71350 (48"), 81352 (25').
- † Cut From S.A.E. 11/32" I.D. Hose: 80062 (12"), 80063 (24"), 80064 (36"), 81353 (25').
- ★ Cut From S.A.E. 3/8" I.D. Hose: 71224 (24"), 71236 (36"), 71206 (48"), 81206 (25'). May Also Use 3/8" C.P.E.
- ♣ Cut From S.A.E. 5/8" I.D. Hose: 71351 (36").
- Cut From 1/2" I.D. Suction Hose: 71296 (36"), 81354 (10').
- ♣ Cut From 5/8" I.D. Suction Hose: 71207 (42"), 81355 (10').
- ✱ Cut From 3/4" I.D. Suction Hose: 71297 (36"), 81356 (10').
- ☆ See Page A14 For Pump or Gear Identification.

- ⊚ Two Required.
- ⊛ Three Required.
- ⊜ Four Required.
- ⊚ Cut To Fit.
- ⊛ Replaces Both Upper and Lower Hose.
- ▲ 252660 Adaptor Required For Some Models.
- ♣ See Page A6 For Installation Procedure.



# Power Steering Hose for Light Trucks

| Application  | Assembly Number | Multi-Use Hose | End Fitting | Application   | Assembly Number | Multi-Use Hose | End Fitting |
|--|-----------------|----------------|-------------|---|-----------------|----------------|-------------|
| <b>CHEVROLET - Continued</b>                                   |                 |                |             | <b>CHEVROLET - Continued</b>                          |                 |                |             |
| <b>BLAZER - Continued</b>                                      |                 |                |             | <b>BLAZER - Continued</b>                             |                 |                |             |
| <b>1979 - Continued</b>  |                 |                |             | <b>1977 - Continued</b>                               |                 |                |             |
| <b>V-8 350 ENG. - Continued</b>                                |                 |                |             | <b>V-8 350 ENG. - Continued</b>                       |                 |                |             |
| Pressure - Pump To Hydroboost; Hydroboost System.....          | 91570           |                |             | Return; Conventional System.....                      | ≈<70518         | ★22"           | 39135       |
| Return; Conventional System.....                               |                 | ★22"           | 39135       | Return - Gear To Pump; Hydroboost System.....         |                 | ★34"           |             |
| Return - Gear To Pump; Hydroboost System.....                  |                 | ★34"           |             | Return - Hydroboost To Pump; Hydroboost System.....   |                 | ★42"           |             |
| Return - Hydroboost To Pump; Hydroboost System.....            |                 | ★42"           |             |   |                 |                |             |
| <b>1978</b>  |                 |                |             | <b>1976-1975</b>                                      |                 |                |             |
| <b>6-CYL. 250 ENG.</b>   |                 |                |             | <b>6-CYL. 250 ENG.</b>                                |                 |                |             |
| Pressure; Conventional System; W/Calif. Emission System.....   | 70260           |                |             | Pressure; Conventional System.....                    | 70910           |                |             |
| Pressure; Conventional System; W/O Calif. Emission System..... | 70910           |                |             | Pressure - Hydroboost To Gear; Hydroboost System..... | 70924           |                |             |
| Pressure - Hydroboost To Gear; Hydroboost System.....          | 70924           |                |             | Pressure - Pump To Hydroboost; Hydroboost System..... | 91571           |                |             |
| Pressure - Pump To Hydroboost; Hydroboost System.....          | 91571           |                |             | Return; Conventional System.....                      | ≈<70629         | ★22"           | 39859       |
| Return; Conventional System; W/Calif. Emission System.....     |                 | ★18"           |             | Return - Cooler To Tee; Hydroboost System.....        |                 | ★              |             |
| Return; Conventional System; W/O Calif. Emission System.....   | ≈<70518         | ★22"           | 39859       | Return - Gear To Cooler; Hydroboost System.....       |                 | ★              |             |
| Return - Gear To Pump; Hydroboost System.....                  |                 | ★34"           |             | Return - Hydroboost To Tee; Hydroboost System.....    |                 | ★30"           |             |
| Return - Hydroboost To Pump; Hydroboost System.....            |                 | ★42"           |             | Return - Tee To Pump; Hydroboost System.....          |                 | ★12"           |             |
| <b>V-8 305 ENG.; V-8 400 ENG.</b>                              |                 |                |             | <b>V-8 350 ENG.</b>                                   |                 |                |             |
| Pressure.....  | 70911           |                |             | Pressure; Conventional System.....                    | 70911           |                |             |
| Return.....  | ≈<70518         | ★22"           | 39135       | Pressure - Hydroboost To Gear; Hydroboost System..... | 70924           |                |             |
| <b>V-8 350 ENG.</b>  |                 |                |             | <b>V-8 350 ENG.</b>                                   |                 |                |             |
| Pressure; Conventional System.....                             | 70911           |                |             | Pressure - Pump To Hydroboost; Hydroboost System..... | 91570           |                |             |
| Pressure - Hydroboost To Gear; Hydroboost System.....          | 70924           |                |             | Return; Conventional System.....                      | ≈<70518         | ★22"           | 39135       |
| Pressure - Pump To Hydroboost; Hydroboost System.....          | 91570           |                |             | Return - Cooler To Tee; Hydroboost System.....        |                 | ★              |             |
| Return; Conventional System.....                               | ≈<70518         | ★22"           | 39135       | Return - Gear To Cooler; Hydroboost System.....       |                 | ★              |             |
| Return - Gear To Pump; Hydroboost System.....                  |                 | ★34"           |             | Return - Hydroboost To Tee; Hydroboost System.....    |                 | ★30"           |             |
| Return - Hydroboost To Pump; Hydroboost System.....            |                 | ★42"           |             | Return - Tee To Pump; Hydroboost System.....          |                 | ★12"           |             |
| <b>1977</b>  |                 |                |             | <b>V-8 400 ENG.</b>                                   |                 |                |             |
| <b>6-CYL. 250 ENG.</b>   |                 |                |             | <b>1974</b>   |                 |                |             |
| Pressure; Conventional System.....                             | 70910           |                |             | <b>6-CYL. 250 ENG.</b>                                |                 |                |             |
| Pressure - Hydroboost To Gear; Hydroboost System.....          | 70924           |                |             | Pressure; Conventional System.....                    | 70910           |                |             |
| Pressure - Pump To Hydroboost; Hydroboost System.....          | 91571           |                |             | Pressure - Hydroboost To Gear; Hydroboost System..... | 70924           |                |             |
| Return; Conventional System.....                               | ≈<70518         | ★22"           | 39859       | Pressure - Pump To Hydroboost; Hydroboost System..... | 91569           |                |             |
| Return - Gear To Pump; Hydroboost System.....                  |                 | ★34"           |             | Return; Conventional System.....                      | ≈<70629         | ★22"           | 39859       |
| Return - Hydroboost To Pump; Hydroboost System.....            |                 | ★42"           |             | Return - Cooler To Tee; Hydroboost System.....        |                 | ★              |             |
| <b>V-8 305 ENG.; V-8 400 ENG.</b>                              |                 |                |             | <b>V-8 400 ENG.</b>                                   |                 |                |             |
| Pressure.....  | 70911           |                |             | Pressure.....   | 70911           |                |             |
| Return.....  | ≈<70518         | ★22"           | 39135       | Return.....   | ≈<70551         | ★22"           | 39135       |
| <b>V-8 350 ENG.</b>  |                 |                |             | <b>V-8 350 ENG.</b>                                   |                 |                |             |
| Pressure; Conventional System.....                             | 70911           |                |             | Pressure; Conventional System.....                    | 70911           |                |             |
| Pressure - Hydroboost To Gear; Hydroboost System.....          | 70924           |                |             | Pressure - Hydroboost To Gear; Hydroboost System..... | 70924           |                |             |
| Pressure - Pump To Hydroboost; Hydroboost System.....          | 91570           |                |             | Pressure - Pump To Hydroboost; Hydroboost System..... | 91569           |                |             |

**SYSTEM PUMP & GEAR IDENT.**

**SYSTEM & COMPONENT IDENT.**

**PASS. CARS**

**LIGHT TRUCKS**

**MEDIUM/HEAVY TRUCKS**

**BUSES**

**HOSE NUMERICAL**

**REPAIR KITS**

**KIT NUMERICAL**

**ILLUSTRATIONS**

\* Cut From C.P.E. 3/8" I.D. Hose: 71350 (48"), 81352 (25").  
 † Cut From S.A.E. 11/32" I.D. Hose: 80062 (12"), 80063 (24"), 80064 (36"), 81353 (25").  
 ★ Cut From S.A.E. 3/8" I.D. Hose: 71224 (24"), 71236 (36"), 71206 (48"), 81206 (25"). May Also Use 3/8" C.P.E.  
 ❖ Cut From S.A.E. 5/8" I.D. Hose: 71351 (36").  
 □ Cut From 1/2" I.D. Suction Hose: 71296 (36"), 81354 (10').  
 ❖ Cut From 5/8" I.D. Suction Hose: 71207 (42"), 81355 (10').  
 \* Cut From 3/4" I.D. Suction Hose: 71297 (36"), 81356 (10').  
 ☆ See Page A14 For Pump or Gear Identification.

② Two Required.  
 ③ Three Required.  
 ④ Four Required.  
 ≈< Cut To Fit.  
 \* Replaces Both Upper and Lower Hose.  
 ▲ 252660 Adaptor Required For Some Models.  
 ❖ See Page A6 For Installation Procedure.

# Power Steering Hose for Light Trucks

|                                      | Application  | Assembly Number | Multi-Use Hose | End Fitting | Application  | Assembly Number | Multi-Use Hose | End Fitting |
|--------------------------------------|--|-----------------|----------------|-------------|--|-----------------|----------------|-------------|
| <b>SYSTEM PUMP &amp; GEAR IDENT.</b> | <b>CHEVROLET - Continued</b>                           |                 |                |             | <b>CHEVROLET - Continued</b>                                       |                 |                |             |
|                                      | <b>BLAZER - Continued</b>                              |                 |                |             | <b>C &amp; K SERIES PICKUP - Continued</b>                         |                 |                |             |
|                                      | <b>1974 - Continued</b>                                |                 |                |             | <b>1995 - Continued</b>  |                 |                |             |
|                                      | <b>V-8 350 ENG. - Continued</b>                        |                 |                |             | <b>V-6 4.3 L ENG. - Continued</b>                                  |                 |                |             |
| <b>SYSTEM &amp; COMPONENT IDENT.</b> | Return; Conventional System.....                       | ≧70551          | ★22"           | 39135       | Return; W/O Cooler.....  | ≧71417          |                |             |
|                                      | Return - Cooler To Tee; Hydroboost System.....         |                 | ★              |             | Return - Cooler To Pump; W/Finned Cooler.....                      |                 | ★42"           |             |
|                                      | Return - Gear To Cooler; Hydroboost System.....        |                 | ★              |             | <b>V-8 5.0 L ENG.</b>  |                 |                |             |
|                                      | Return - Hydroboost To Tee; Hydroboost System.....     |                 | ★              |             | Pressure.....  | 71668           |                |             |
|                                      | Return - Tee To Pump; Hydroboost System.....           |                 | ★              |             | Return; W/O Cooler.....  | ≧71417          |                |             |
| <b>PASS. CARS</b>                    | <b>1973</b>  |                 |                |             | Return - Cooler To Pump; W/Finned Cooler.....                      |                 | ★38"           |             |
|                                      | <b>6-CYL. 250 ENG.</b>                                 |                 |                |             | <b>V-8 5.7 L ENG.</b>  |                 |                |             |
|                                      | Pressure; Conventional System.....                     | 70910           |                |             | Pressure; Conventional System.....                                 | 71668           |                |             |
|                                      | Pressure - Hydroboost To Gear; Hydroboost System.....  | 70924           |                |             | Pressure - Hydroboost To Gear; Hydroboost System; 3500HD.....      | 91817           |                |             |
|                                      | Pressure - Pump To Hydroboost; Hydroboost System.....  | 91569           |                |             | Pressure - Hydroboost To Gear; Hydroboost System; Exc. 3500HD..... | 91814           |                |             |
|                                      | Return; Conventional System.....                       | ≧70629          | ★22"           | 39859       | Pressure - Pump To Hydroboost; Hydroboost System.....              | 91815           |                |             |
| <b>LIGHT TRUCKS</b>                  | Return - Cooler To Tee; Hydroboost System.....         |                 | ★              |             | Return; W/O Cooler.....  | ≧71417          |                |             |
|                                      | Return - Gear To Cooler; Hydroboost System.....        |                 | ★              |             | Return - Cooler To Pump; W/Finned Cooler.....                      |                 | ★42"           |             |
|                                      | Return - Hydroboost To Tee; Hydroboost System.....     |                 | ★              |             | Return - Hydroboost To Pump; Hydroboost System.....                | 91816           |                |             |
|                                      | Return - Tee To Pump; Hydroboost System.....           |                 | ★              |             | <b>V-8 6.5 L DIESEL ENG.</b>                                       |                 |                |             |
| <b>MEDIUM/HEAVY TRUCKS</b>           | <b>V-8 307 ENG.; V-8 350 ENG.</b>                      |                 |                |             | Pressure - Hydroboost To Gear; 3500HD.....                         | 91817           |                |             |
|                                      | Pressure; Conventional System.....                     | 70911           |                |             | Pressure - Hydroboost To Gear; Exc. 3500HD.....                    | 91814           |                |             |
|                                      | Pressure - Hydroboost To Gear; Hydroboost System.....  | 70924           |                |             | Pressure - Pump To Hydroboost.....                                 | 91813           |                | ★42"        |
|                                      | Pressure - Pump To Hydroboost; Hydroboost System.....  | 91569           |                |             | Return - Cooler To Pump.....                                       |                 |                |             |
|                                      | Return; Conventional System.....                       | ≧70551          | ★22"           | 39135       | Return - Hydroboost To Pump.....                                   | 91816           |                |             |
| <b>BUSES</b>                         | Return - Cooler To Tee; Hydroboost System.....         |                 | ★              |             | <b>V-8 7.4 L ENG.</b>  |                 |                |             |
|                                      | Return - Gear To Cooler; Hydroboost System.....        |                 | ★              |             | Pressure; Conventional System.....                                 | 71094           |                |             |
|                                      | Return - Hydroboost To Tee; Hydroboost System.....     |                 | ★              |             | Pressure - Hydroboost To Gear; Hydroboost System; 3500HD.....      | 91817           |                |             |
|                                      | Return - Tee To Pump; Hydroboost System.....           |                 | ★              |             | Pressure - Hydroboost To Gear; Hydroboost System; Exc. 3500HD..... | 91814           |                |             |
| <b>HOSE NUMERICAL</b>                | <b>1972-1970</b>                                       |                 |                |             | Pressure - Pump To Hydroboost; Hydroboost System.....              | 91813           |                |             |
|                                      | <b>6-CYL. 250 ENG.; V-8 307 ENG.; V-8 350 ENG.</b>     |                 |                |             | Return - Cooler To Pump; W/Finned Cooler.....                      |                 | ★42"           |             |
|                                      | Pressure; W/Female Pressure Port.....                  | 70917           |                |             | Return - Hydroboost To Pump; Hydroboost System.....                | 91816           |                |             |
|                                      | Pressure; W/Male Pressure Port.....                    | 71065           |                |             | <b>1994</b>  |                 |                |             |
|                                      | Return; W/2WD.....                                     |                 | ★30"           |             | <b>V-6 4.3 L ENG.</b>  |                 |                |             |
|                                      | Return; W/4WD.....                                     |                 | ★28"           |             | Pressure.....  | 71667           |                |             |
| <b>REPAIR KITS</b>                   | <b>1969</b>  |                 |                |             | Return; W/O Cooler.....  | ≧71417          |                |             |
|                                      | <b>6-CYL. 250 ENG.; V-8 307 ENG.; V-8 350 ENG.</b>     |                 |                |             | Return - Cooler To Pump; W/Finned Cooler.....                      |                 | ★42"           |             |
|                                      | Pressure; W/Integral P.S.; W/Female Pressure Port..... | 70917           |                |             | <b>V-8 5.0 L ENG.</b>  |                 |                |             |
|                                      | Pressure; W/Integral P.S.; W/Male Pressure Port.....   | 71065           |                |             | Pressure.....  | 71668           |                |             |
|                                      | Return; W/2WD; W/Integral P.S.....                     |                 | ★30"           |             | Return; W/O Cooler.....  | ≧71417          |                |             |
|                                      | Return; W/4WD; W/Integral P.S.....                     |                 | ★28"           |             | Return - Cooler To Pump; W/Finned Cooler.....                      |                 | ★38"           |             |
| <b>KIT NUMERICAL</b>                 | <b>C &amp; K SERIES PICKUP</b>                         |                 |                |             | <b>V-8 5.7 L ENG.</b>  |                 |                |             |
|                                      | <b>1995</b>  |                 |                |             | Pressure; Conventional System.....                                 | 71668           |                |             |
|                                      | <b>V-6 4.3 L ENG.</b>                                  |                 |                |             | Pressure - Hydroboost To Gear; Hydroboost System; 3500HD.....      | 91731           |                |             |
|                                      | Pressure.....  | 71667           |                |             | Pressure - Hydroboost To Gear; Hydroboost System; Exc. 3500HD..... | 91730           |                |             |
|                                      |  |                 |                |             | Pressure - Pump To Hydroboost; Hydroboost System; 3500HD.....      | 91732           |                |             |

**ILLUSTRATIONS**

\* Cut From C.P.E. 3/8" I.D. Hose: 71350 (48"), 81352 (25').  
 † Cut From S.A.E. 1 1/32" I.D. Hose: 80062 (12"), 80063 (24"), 80064 (36"), 81353 (25').  
 ★ Cut From S.A.E. 3/8" I.D. Hose: 71224 (24"), 71236 (36"), 71206 (48"), 81206 (25'). May Also Use 3/8" C.P.E.  
 ❖ Cut From S.A.E. 5/8" I.D. Hose: 71351 (36").  
 □ Cut From 1/2" I.D. Suction Hose: 71296 (36"), 81354 (10').  
 ❖ Cut From 5/8" I.D. Suction Hose: 71207 (42"), 81355 (10').  
 ✱ Cut From 3/4" I.D. Suction Hose: 71297 (36"), 81356 (10').  
 ☆ See Page A14 For Pump or Gear Identification.

② Two Required.  
 ③ Three Required.  
 ④ Four Required.  
 ≧ Cut To Fit.  
 ✪ Replaces Both Upper and Lower Hose.  
 ▲ 252660 Adaptor Required For Some Models.  
 ❖ See Page A6 For Installation Procedure.

# Power Steering Hose for Light Trucks

| Application   | Assembly Number | Multi-Use Hose | End Fitting | Application   | Assembly Number | Multi-Use Hose | End Fitting |                                      |                                      |                   |
|---|-----------------|----------------|-------------|---|-----------------|----------------|-------------|--------------------------------------|--------------------------------------|-------------------|
| <b>CHEVROLET - Continued</b>  |                 |                |             | <b>CHEVROLET - Continued</b>  |                 |                |             | <b>SYSTEM PUMP &amp; GEAR IDENT.</b> |                                      |                   |
| <b>C &amp; K SERIES PICKUP - Continued</b>                          |                 |                |             | <b>C &amp; K SERIES PICKUP - Continued</b>                          |                 |                |             |                                      | <b>SYSTEM &amp; COMPONENT IDENT.</b> |                   |
| <b>1994 - Continued</b>   |                 |                |             | <b>1993-1992 - Continued</b>  |                 |                |             |                                      |                                      | <b>PASS. CARS</b> |
| <b>V-8 5.7 L ENG. - Continued</b>                                   |                 |                |             | <b>V-8 6.2 L DIESEL ENG.; V-8 6.5 L DIESEL ENG. - Continued</b>     |                 |                |             |                                      |                                      |                   |
| Pressure - Pump To Hydroboost; Hydroboost System; Exc. 3500HD ..... | 91651           |                |             | Return - Cooler To Pump .....                                       |                 | *42"           |             |                                      |                                      |                   |
| Return; W/O Cooler .....  | ≧71417          |                |             | Return - Hydroboost To Pump .....                                   | 91818           |                |             |                                      |                                      |                   |
| Return - Cooler To Pump; W/Finned Cooler .....                      |                 | *42"           |             | <b>V-8 7.4 L ENG.</b>   |                 |                |             |                                      |                                      |                   |
| Return - Hydroboost To Pump; Hydroboost System .....                | 91818           |                |             | Pressure; Conventional System .....                                 | 71094           |                |             |                                      |                                      |                   |
| <b>V-8 6.5 L DIESEL ENG.</b>  |                 |                |             | Pressure - Hydroboost To Gear; Hydroboost System; 3500HD .....      | 91731           |                |             |                                      |                                      |                   |
| Pressure - Hydroboost To Gear .....                                 | 91730           |                |             | Pressure - Hydroboost To Gear; Hydroboost System; Exc. 3500HD ..... | 91730           |                |             |                                      |                                      |                   |
| Pressure - Pump To Hydroboost; 3500HD .....                         | 91733           |                |             | Pressure - Pump To Hydroboost; Hydroboost System; 3500HD .....      | 91733           |                |             |                                      |                                      |                   |
| Pressure - Pump To Hydroboost; Exc. 3500HD .....                    | 91651           |                |             | Pressure - Pump To Hydroboost; Hydroboost System; Exc. 3500HD ..... | 91651           |                |             |                                      |                                      |                   |
| Return - Cooler To Pump .....                                       |                 | *42"           |             | Return - Cooler To Pump; W/Finned Cooler .....                      |                 | *42"           |             |                                      |                                      |                   |
| Return - Hydroboost To Pump .....                                   | 91818           |                |             | Return - Hydroboost To Pump; Hydroboost System .....                | 91818           |                |             |                                      |                                      |                   |
| <b>V-8 7.4 L ENG.</b>   |                 |                |             | <b>1991</b>   |                 |                |             |                                      |                                      |                   |
| Pressure; Conventional System .....                                 | 71094           |                |             | <b>V-6 4.3 L ENG.</b>   |                 |                |             |                                      |                                      |                   |
| Pressure - Hydroboost To Gear; Hydroboost System; 3500HD .....      | 91731           |                |             | Pressure; Conventional System .....                                 | 71667           |                |             |                                      |                                      |                   |
| Pressure - Hydroboost To Gear; Hydroboost System; Exc. 3500HD ..... | 91730           |                |             | Pressure - Hydroboost To Gear; Hydroboost System; 3500HD .....      | 91696           |                |             |                                      |                                      |                   |
| Pressure - Pump To Hydroboost; Hydroboost System; 3500HD .....      | 91733           |                |             | Pressure - Hydroboost To Gear; Hydroboost System; Exc. 3500HD ..... | 91659           |                |             |                                      |                                      |                   |
| Pressure - Pump To Hydroboost; Hydroboost System; Exc. 3500HD ..... | 91651           |                |             | Pressure - Pump To Hydroboost; Hydroboost System .....              | 91651           |                |             |                                      |                                      |                   |
| Return - Cooler To Pump; W/Finned Cooler .....                      |                 | *42"           |             | Return; W/O Cooler .....  | ≧71417          |                |             |                                      |                                      |                   |
| Return - Hydroboost To Pump; Hydroboost System .....                | 91818           |                |             | Return - Cooler To Pump; W/Finned Cooler .....                      |                 | *42"           |             |                                      |                                      |                   |
| <b>1993-1992</b>  |                 |                |             | Return - Gear To Cooler; Hydroboost System .....                    |                 | *              |             |                                      |                                      |                   |
| <b>V-6 4.3 L ENG.</b>   |                 |                |             | Return - Hydroboost To Pump; Hydroboost System .....                | 91818           |                |             |                                      |                                      |                   |
| Pressure .....  | 71667           |                |             | <b>V-8 5.0 L ENG.; V-8 5.7 L ENG.</b>                               |                 |                |             |                                      |                                      |                   |
| Return; W/O Cooler .....  | ≧71417          |                |             | Pressure; Conventional System .....                                 | 71668           |                |             |                                      |                                      |                   |
| Return - Cooler To Pump; W/Finned Cooler .....                      |                 | *42"           |             | Pressure - Hydroboost To Gear; Hydroboost System; 3500HD .....      | 91696           |                |             |                                      |                                      |                   |
| <b>V-8 5.0 L ENG.</b>   |                 |                |             | Pressure - Hydroboost To Gear; Hydroboost System; Exc. 3500HD ..... | 91659           |                |             |                                      |                                      |                   |
| Pressure .....  | 71668           |                |             | Pressure - Pump To Hydroboost; Hydroboost System .....              | 91651           |                |             |                                      |                                      |                   |
| Return; W/O Cooler .....  | ≧71417          |                |             | Return; W/O Cooler .....  | ≧71417          |                |             |                                      |                                      |                   |
| Return - Cooler To Pump; W/Finned Cooler .....                      |                 | *38"           |             | Return - Cooler To Pump; W/Finned Cooler .....                      |                 | *42"           |             |                                      |                                      |                   |
| <b>V-8 5.7 L ENG.</b>   |                 |                |             | Return - Gear To Cooler; Hydroboost System .....                    |                 | *              |             |                                      |                                      |                   |
| Pressure; Conventional System .....                                 | 71668           |                |             | Return - Hydroboost To Pump; Hydroboost System .....                | 91818           |                |             |                                      |                                      |                   |
| Pressure - Hydroboost To Gear; Hydroboost System; 3500HD .....      | 91731           |                |             | <b>V-8 6.2 L DIESEL ENG.</b>  |                 |                |             |                                      |                                      |                   |
| Pressure - Hydroboost To Gear; Hydroboost System; Exc. 3500HD ..... | 91730           |                |             | Pressure - Hydroboost To Gear; 3500HD .....                         | 91696           |                |             |                                      |                                      |                   |
| Pressure - Pump To Hydroboost; Hydroboost System; 3500HD .....      | 91732           |                |             | Pressure - Hydroboost To Gear; Exc. 3500HD .....                    | 91659           |                |             |                                      |                                      |                   |
| Pressure - Pump To Hydroboost; Hydroboost System; Exc. 3500HD ..... | 91651           |                |             | Pressure - Pump To Hydroboost .....                                 | 91651           |                |             |                                      |                                      |                   |
| Return; W/O Cooler .....  | ≧71417          |                |             | Return; W/O Cooler .....  | 71417           |                |             |                                      |                                      |                   |
| Return - Cooler To Pump; W/Finned Cooler .....                      |                 | *42"           |             | Return - Cooler To Pump .....                                       |                 | *42"           |             |                                      |                                      |                   |
| Return - Hydroboost To Pump; Hydroboost System .....                | 91818           |                |             | Return - Gear To Cooler .....                                       |                 | *              |             |                                      |                                      |                   |
| <b>V-8 6.2 L DIESEL ENG.; V-8 6.5 L DIESEL ENG.</b>                 |                 |                |             | Return - Hydroboost To Pump .....                                   | 91818           |                |             |                                      |                                      |                   |
| Pressure - Hydroboost To Gear .....                                 | 91730           |                |             | <b>V-8 7.4 L ENG.</b>   |                 |                |             |                                      |                                      |                   |
| Pressure - Pump To Hydroboost; 3500HD .....                         | 91733           |                |             | Pressure; Conventional System .....                                 | 71094           |                |             |                                      |                                      |                   |
| Pressure - Pump To Hydroboost; Exc. 3500HD .....                    | 91651           |                |             | Pressure - Hydroboost To Gear; Hydroboost System; 3500HD .....      | 91696           |                |             |                                      |                                      |                   |

\* Cut From C.P.E. 3/8" I.D. Hose: 71350 (48"), 81352 (25').  
 † Cut From S.A.E. 1 1/32" I.D. Hose: 80062 (12"), 80063 (24"), 80064 (36"), 81353 (25').  
 ★ Cut From S.A.E. 3/8" I.D. Hose: 71224 (24"), 71236 (36"), 71206 (48"), 81206 (25'). May Also Use 3/8" C.P.E.  
 ♣ Cut From S.A.E. 5/8" I.D. Hose: 71351 (36").  
 □ Cut From 1/2" I.D. Suction Hose: 71296 (36"), 81354 (10').  
 ❖ Cut From 5/8" I.D. Suction Hose: 71207 (42"), 81355 (10').  
 ✱ Cut From 3/4" I.D. Suction Hose: 71297 (36"), 81356 (10').  
 ☆ See Page A14 For Pump or Gear Identification.

Ⓜ Two Required.  
 Ⓝ Three Required.  
 Ⓞ Four Required.  
 ≧ Cut To Fit.  
 ⚙ Replaces Both Upper and Lower Hose.  
 ▲ 252660 Adaptor Required For Some Models.  
 ♣ See Page A6 For Installation Procedure.

**SYSTEM PUMP & GEAR IDENT.**

**SYSTEM & COMPONENT IDENT.**

**PASS. CARS**

**LIGHT TRUCKS**

**MEDIUM/HEAVY TRUCKS**

**BUSES**

**HOSE NUMERICAL**

**REPAIR KITS**

**KIT NUMERICAL**

**ILLUSTRATIONS**

# Power Steering Hose for Light Trucks

|                                      | Application   | Assembly Number | Multi-Use Hose | End Fitting | Application  | Assembly Number | Multi-Use Hose | End Fitting |
|--------------------------------------|---|-----------------|----------------|-------------|--|-----------------|----------------|-------------|
| <b>SYSTEM PUMP &amp; GEAR IDENT.</b> | <b>CHEVROLET - Continued</b>  |                 |                |             | <b>CHEVROLET - Continued</b>                           |                 |                |             |
| <b>SYSTEM &amp; COMPONENT IDENT.</b> | <b>C &amp; K SERIES PICKUP - Continued</b>                          |                 |                |             | <b>C &amp; K SERIES PICKUP - Continued</b>             |                 |                |             |
| <b>PASS. CARS</b>                    | <b>1991 - Continued</b>   |                 |                |             | <b>1989 - Continued</b>                                |                 |                |             |
| <b>LIGHT TRUCKS</b>                  | <b>V-8 7.4 L ENG. - Continued</b>                                   |                 |                |             | <b>V-6 4.3 L ENG. - Continued</b>                      |                 |                |             |
|                                      | Pressure - Hydroboost To Gear; Hydroboost System; Exc. 3500HD ..... | 91659           |                |             | Pressure - Pump To Hydroboost; Hydroboost System ..... | 91651           |                |             |
|                                      | Pressure - Pump To Hydroboost; Hydroboost System .....              | 91651           |                |             | Return; W/O Cooler .....                               | ②<71417         |                |             |
|                                      | Return - Cooler To Pump; W/Finned Cooler .....                      |                 | *42"           |             | Return - Cooler To Pump; W/Finned Cooler .....         |                 | *42"           |             |
|                                      | Return - Gear To Cooler; Hydroboost System .....                    |                 | *              |             | Return - Gear To Cooler; Hydroboost System .....       |                 | *              |             |
|                                      | Return - Hydroboost To Pump; Hydroboost System .....                | 91818           |                |             | Return - Hydroboost To Pump; Hydroboost System .....   | 91818           |                |             |
| <b>MEDIUM/HEAVY TRUCKS</b>           | <b>1990</b>   |                 |                |             | <b>V-8 5.0 L ENG.; V-8 5.7 L ENG.</b>                  |                 |                |             |
|                                      | <b>V-6 4.3 L ENG.</b>   |                 |                |             | Pressure; Conventional System .....                    | 71668           |                |             |
|                                      | Pressure - Conventional System .....                                | 71667           |                |             | Pressure - Hydroboost To Gear; Hydroboost System ..... | 91659           |                |             |
|                                      | Pressure - Hydroboost To Gear; Hydroboost System .....              | 91659           |                |             | Pressure - Pump To Hydroboost; Hydroboost System ..... | 91651           |                |             |
|                                      | Pressure - Pump To Hydroboost; Hydroboost System .....              | 91651           |                |             | Return; W/O Cooler .....                               | ②<71417         |                |             |
|                                      | Return; W/O Cooler .....  | ②<71417         |                |             | Return - Cooler To Pump; W/Finned Cooler .....         |                 | *42"           |             |
|                                      | Return - Cooler To Pump; W/Finned Cooler .....                      |                 | *42"           |             | Return - Gear To Cooler; Hydroboost System .....       |                 | *              |             |
|                                      | Return - Gear To Cooler; Hydroboost System .....                    |                 | *              |             | Return - Hydroboost To Pump; Hydroboost System .....   | 91818           |                |             |
|                                      | Return - Hydroboost To Pump; Hydroboost System .....                | 91818           |                |             | <b>V-8 6.2 L DIESEL ENG.</b>                           |                 |                |             |
| <b>BUSES</b>                         | <b>V-8 5.0 L ENG.; V-8 5.7 L ENG.</b>                               |                 |                |             | Pressure - Hydroboost To Gear; Exc. 3500HD .....       |                 |                |             |
|                                      | Pressure; Conventional System .....                                 | 71668           |                |             | 3500HD .....   | 91659           |                |             |
|                                      | Pressure - Hydroboost To Gear; Hydroboost System .....              | 91659           |                |             | Pressure - Pump To Hydroboost .....                    | 91651           |                |             |
|                                      | Pressure - Pump To Hydroboost; Hydroboost System .....              | 91651           |                |             | Return; W/O Cooler .....                               | 71417           |                |             |
|                                      | Return; W/O Cooler .....  | ②<71417         |                |             | Return - Cooler To Pump .....                          |                 | *42"           |             |
|                                      | Return - Cooler To Pump; W/Finned Cooler .....                      |                 | *42"           |             | Return - Gear To Cooler .....                          |                 | *              |             |
|                                      | Return - Gear To Cooler; Hydroboost System .....                    |                 | *              |             | Return - Hydroboost To Pump .....                      | 91818           |                |             |
|                                      | Return - Hydroboost To Pump; Hydroboost System .....                | 91818           |                |             | <b>V-8 7.4 L ENG.</b>                                  |                 |                |             |
| <b>HOSE NUMERICAL</b>                | <b>V-8 6.2 L DIESEL ENG.</b>  |                 |                |             | Pressure; Conventional System .....                    |                 |                |             |
|                                      | Pressure - Hydroboost To Gear .....                                 | 91659           |                |             | Pressure - Hydroboost To Gear; Hydroboost System ..... | 71094           |                |             |
|                                      | Pressure - Pump To Hydroboost .....                                 | 91651           |                |             | Pressure - Hydroboost To Gear; Hydroboost System ..... | 91659           |                |             |
|                                      | Return; W/O Cooler .....  | 71417           |                |             | Pressure - Pump To Hydroboost; Hydroboost System ..... | 91651           |                |             |
|                                      | Return - Cooler To Pump .....                                       |                 | *42"           |             | Return - Cooler To Pump; W/Finned Cooler .....         |                 | *42"           |             |
|                                      | Return - Gear To Cooler .....                                       |                 | *              |             | Return - Gear To Cooler; Hydroboost System .....       |                 | *              |             |
|                                      | Return - Hydroboost To Pump .....                                   | 91818           |                |             | Return - Hydroboost To Pump; Hydroboost System .....   | 91818           |                |             |
| <b>REPAIR KITS</b>                   | <b>V-8 7.4 L ENG.</b>   |                 |                |             | <b>1988</b>  |                 |                |             |
|                                      | Pressure; Conventional System .....                                 | 71094           |                |             | <b>V-6 4.3 L ENG.</b>                                  |                 |                |             |
|                                      | Pressure - Hydroboost To Gear; Hydroboost System .....              | 91659           |                |             | Pressure; Conventional System .....                    | 71667           |                |             |
|                                      | Pressure - Pump To Hydroboost; Hydroboost System .....              | 91651           |                |             | Pressure - Hydroboost To Gear; Hydroboost System ..... | 91659           |                |             |
|                                      | Return - Cooler To Pump; W/Finned Cooler .....                      |                 | *42"           |             | Pressure - Pump To Hydroboost; Hydroboost System ..... | 91651           |                |             |
|                                      | Return - Gear To Cooler; Hydroboost System .....                    |                 | *              |             | Return; W/O Cooler .....                               | ②<71417         |                |             |
|                                      | Return - Hydroboost To Pump; Hydroboost System .....                | 91818           |                |             | Return - Cooler To Pump; W/Finned Cooler .....         |                 | *42"           |             |
| <b>KIT NUMERICAL</b>                 | <b>1989</b>   |                 |                |             | Return - Gear To Cooler; Hydroboost System .....       |                 |                |             |
|                                      | <b>V-6 4.3 L ENG.</b>   |                 |                |             | Return - Hydroboost To Pump; Hydroboost System .....   | 91818           |                |             |
|                                      | Pressure; Conventional System .....                                 | 71667           |                |             | <b>V-8 5.0 L ENG.; V-8 5.7 L ENG.</b>                  |                 |                |             |
|                                      | Pressure - Hydroboost To Gear; Hydroboost System; Exc. 3500HD ..... | 91659           |                |             | Pressure; Conventional System; Early ...               | 71094           |                |             |
|                                      |   |                 |                |             | Pressure; Conventional System; Late ...                | 71668           |                |             |
|                                      |   |                 |                |             | Pressure - Hydroboost To Gear; Hydroboost System ..... | 91659           |                |             |

|  |  |
|--|--|
| <p>             * Cut From C.P.E. 3/8" I.D. Hose: 71350 (48"), 81352 (25').<br/>             † Cut From S.A.E. 11/32" I.D. Hose: 80062 (12"), 80063 (24"), 80064 (36"), 81353 (25').<br/>             ★ Cut From S.A.E. 3/8" I.D. Hose: 71224 (24"), 71236 (36"), 71206 (48"), 81206 (25'). May Also Use 3/8" C.P.E.<br/>             ♣ Cut From S.A.E. 5/8" I.D. Hose: 71351 (36").<br/>             □ Cut From 1/2" I.D. Suction Hose: 71296 (36"), 81354 (10').<br/>             ✦ Cut From 5/8" I.D. Suction Hose: 71207 (42"), 81355 (10').<br/>             ✧ Cut From 3/4" I.D. Suction Hose: 71297 (36"), 81356 (10').<br/>             ☆ See Page A14 For Pump or Gear Identification.         </p> | <p>             ② Two Required.<br/>             ③ Three Required.<br/>             ④ Four Required.<br/>             ②&lt; Cut To Fit.<br/>             ♣ Replaces Both Upper and Lower Hose.<br/>             ▲ 252660 Adaptor Required For Some Models.<br/>             ♣ See Page A6 For Installation Procedure.         </p> |
|--|--|

# Power Steering Hose for Light Trucks

| Application  | Assembly Number | Multi-Use Hose | End Fitting | Application  | Assembly Number | Multi-Use Hose | End Fitting |                                      |
|--|-----------------|----------------|-------------|--|-----------------|----------------|-------------|--------------------------------------|
| <b>CHEVROLET - Continued</b>                           |                 |                |             | <b>CHEVROLET - Continued</b>                           |                 |                |             | <b>SYSTEM PUMP &amp; GEAR IDENT.</b> |
| <b>C &amp; K SERIES PICKUP - Continued</b>             |                 |                |             | <b>C &amp; K SERIES PICKUP - Continued</b>             |                 |                |             |                                      |
| <b>1988 - Continued</b>                                |                 |                |             | <b>1986-1985 - Continued</b>                           |                 |                |             | <b>SYSTEM &amp; COMPONENT IDENT.</b> |
| <b>V-8 5.0 L ENG.; V-8 5.7 L ENG. - Continued</b>      |                 |                |             | <b>V-8 6.2 L DIESEL ENG.</b>                           |                 |                |             |                                      |
| Pressure - Pump To Hydroboost; Hydroboost System ..... | 91651           |                |             | Pressure - Hydroboost To Gear .....                    | 71093           |                |             |                                      |
| Return; W/O Cooler .....                               | 91417           |                |             | Pressure - Pump To Hydroboost .....                    | 91866           |                |             |                                      |
| Return - Cooler To Pump; W/Finned Cooler .....         |                 | *42"           |             | Reservoir .....  |                 | ☼              | *24"        |                                      |
| Return - Gear To Cooler; Hydroboost System .....       |                 | *              |             | Return - Gear To Pump .....                            |                 |                | *32"        |                                      |
| Return - Hydroboost To Pump; Hydroboost System .....   | 91818           |                |             | Return - Hydroboost To Pump .....                      |                 |                |             |                                      |
| <b>V-8 6.2 L DIESEL ENG.</b>                           |                 |                |             | <b>V-8 7.4 L ENG.</b>                                  |                 |                |             | <b>PASS. CARS</b>                    |
| Pressure - Hydroboost To Gear .....                    | 91659           |                |             | Pressure; Conventional System .....                    | 71148           |                |             |                                      |
| Pressure - Pump To Hydroboost .....                    | 91651           |                |             | Pressure - Hydroboost To Gear; Hydroboost System ..... | 71093           |                |             |                                      |
| Return; W/O Cooler .....                               | 71417           |                |             | Pressure - Pump To Hydroboost; Hydroboost System ..... | 91469           |                |             |                                      |
| Return - Cooler To Pump .....                          |                 | *42"           |             | Reservoir; Hydroboost System .....                     |                 | ☼              | *13"        |                                      |
| Return - Gear To Cooler .....                          |                 | *              |             | Return; Conventional System .....                      |                 |                | *24"        |                                      |
| Return - Hydroboost To Pump .....                      | 91818           |                |             | Return - Gear To Pump; Hydroboost System .....         |                 |                | *24"        |                                      |
| <b>V-8 7.4 L ENG.</b>                                  |                 |                |             | Return - Hydroboost To Pump; Hydroboost System .....   |                 |                |             | *32"                                 |
| Pressure; Conventional System .....                    | 71094           |                |             | <b>1984-1982</b>                                       |                 |                |             | <b>LIGHT TRUCKS</b>                  |
| Pressure - Hydroboost To Gear; Hydroboost System ..... | 91659           |                |             | <b>6-CYL. 4.1 L ENG.</b>                               |                 |                |             |                                      |
| Pressure - Pump To Hydroboost; Hydroboost System ..... | 91651           |                |             | Pressure; Conventional System; W/Chassis Cab .....     | 71094           |                |             |                                      |
| Return - Cooler To Pump; W/Finned Cooler .....         |                 | *42"           |             | Pressure; Conventional System; W/O Chassis Cab .....   | 71092           |                |             |                                      |
| Return - Gear To Cooler; Hydroboost System .....       |                 | *              |             | Pressure - Hydroboost To Gear; Hydroboost System ..... | 71093           |                |             |                                      |
| Return - Hydroboost To Pump; Hydroboost System .....   | 91818           |                |             | Pressure - Pump To Hydroboost; Hydroboost System ..... | 91467           |                |             |                                      |
| <b>1986-1985</b>                                       |                 |                |             | Return; Conventional System .....                      |                 |                |             | *20"                                 |
| <b>6-CYL. 4.8 L ENG.</b>                               |                 |                |             | Return - Gear To Pump; Hydroboost System .....         |                 |                |             | *24"                                 |
| Pressure; Conventional System .....                    | 71094           |                |             | Return - Hydroboost To Pump; Hydroboost System .....   |                 |                | *32"        |                                      |
| Pressure - Hydroboost To Gear; Hydroboost System ..... | 71093           |                |             | <b>6-CYL. 4.8 L ENG.</b>                               |                 |                |             | <b>BUSES</b>                         |
| Pressure - Pump To Hydroboost; Hydroboost System ..... | 91467           |                |             | Pressure; Conventional System .....                    | 71094           |                |             |                                      |
| Return; Conventional System .....                      |                 | *14"           |             | Pressure - Hydroboost To Gear; Hydroboost System ..... | 71093           |                |             |                                      |
| Return - Gear To Pump; Hydroboost System .....         |                 | *24"           |             | Pressure - Pump To Hydroboost; Hydroboost System ..... | 91467           |                |             |                                      |
| Return - Hydroboost To Pump; Hydroboost System .....   |                 | *32"           |             | Return; Conventional System .....                      |                 |                | *20"        |                                      |
| <b>V-6 4.3 L ENG.</b>                                  |                 |                |             | Return - Gear To Pump; Hydroboost System .....         |                 |                |             | *24"                                 |
| Pressure .....   | 71270           |                |             | Return - Hydroboost To Pump; Hydroboost System .....   |                 |                | *32"        |                                      |
| Return .....   |                 | *18"           |             | <b>V-8 5.0 L ENG.</b>                                  |                 |                |             | <b>HOSE NUMERICAL</b>                |
| <b>V-8 5.0 L ENG.</b>                                  |                 |                |             | Pressure; Optional Hose .....                          |                 |                |             |                                      |
| Pressure; Preferred Hose .....                         | 71088           |                |             | Pressure; Preferred Hose .....                         | 71088           |                |             |                                      |
| Return .....   |                 | *12"           |             | Return .....   |                 |                | *20"        |                                      |
| <b>V-8 5.7 L ENG.</b>                                  |                 |                |             | <b>V-8 5.7 L ENG.</b>                                  |                 |                |             | <b>REPAIR KITS</b>                   |
| Pressure; Conventional System; Optional Hose .....     | 71402           |                |             | Pressure; Conventional System; Optional Hose .....     | 71402           |                |             |                                      |
| Pressure; Conventional System; Preferred Hose .....    | 71088           |                |             | Pressure; Conventional System; Preferred Hose .....    | 71088           |                |             |                                      |
| Pressure - Hydroboost To Gear; Hydroboost System ..... | 71093           |                |             | Pressure - Hydroboost To Gear; Hydroboost System ..... | 71093           |                |             |                                      |
| Pressure - Pump To Hydroboost; Hydroboost System ..... | 91466           |                |             | Pressure - Pump To Hydroboost; Hydroboost System ..... | 91466           |                |             |                                      |
| Return; Conventional System .....                      |                 | *12"           |             | Return; Conventional System .....                      |                 |                | *20"        |                                      |
| Return - Gear To Pump; Hydroboost System .....         |                 | *24"           |             | Return - Gear To Pump; Hydroboost System .....         |                 |                | *24"        |                                      |
| Return - Hydroboost To Pump; Hydroboost System .....   |                 | *32"           |             | Return - Hydroboost To Pump; Hydroboost System .....   |                 |                | *32"        |                                      |

- \* Cut From C.P.E. 3/8" I.D. Hose: 71350 (48"), 81352 (25').
- † Cut From S.A.E. 11/32" I.D. Hose: 80062 (12"), 80063 (24"), 80064 (36"), 81353 (25').
- ★ Cut From S.A.E. 3/8" I.D. Hose: 71224 (24"), 71236 (36"), 71206 (48"), 81206 (25'). May Also Use 3/8" C.P.E.
- ♣ Cut From S.A.E. 5/8" I.D. Hose: 71351 (36").
- Cut From 1/2" I.D. Suction Hose: 71296 (36"), 81354 (10').
- ♠ Cut From 5/8" I.D. Suction Hose: 71207 (42"), 81355 (10').
- ✱ Cut From 3/4" I.D. Suction Hose: 71297 (36"), 81356 (10').
- ☆ See Page A14 For Pump or Gear Identification.

- Ⓜ Two Required.
- Ⓝ Three Required.
- Ⓞ Four Required.
- ⊂ Cut To Fit.
- ☼ Replaces Both Upper and Lower Hose.
- ▲ 252660 Adaptor Required For Some Models.
- ♣ See Page A6 For Installation Procedure.

**ILLUSTRATIONS**



# Power Steering Hose for Light Trucks

|                                      | Application  | Assembly Number | Multi-Use Hose | End Fitting | Application  | Assembly Number | Multi-Use Hose | End Fitting |
|--------------------------------------|--|-----------------|----------------|-------------|--|-----------------|----------------|-------------|
| <b>SYSTEM PUMP &amp; GEAR IDENT.</b> | <b>CHEVROLET - Continued</b>                           |                 |                |             | <b>CHEVROLET - Continued</b>                           |                 |                |             |
|                                      | <b>C &amp; K SERIES PICKUP - Continued</b>             |                 |                |             | <b>C &amp; K SERIES PICKUP - Continued</b>             |                 |                |             |
|                                      | <b>1984-1982 - Continued</b>                           |                 |                |             | <b>1981 - Continued</b>                                |                 |                |             |
|                                      | <b>V-8 6.2 L DIESEL ENG.</b>                           |                 |                |             | <b>V-8 5.7 L DIESEL ENG. - Continued</b>               |                 |                |             |
| <b>SYSTEM &amp; COMPONENT IDENT.</b> | Pressure - Hydroboost To Gear.....                     | 71093           |                |             | Return - Gear To Pump.....                             |                 | *24"           |             |
|                                      | Pressure - Pump To Hydroboost.....                     | 91866           |                |             | Return - Hydroboost To Pump.....                       |                 | *32"           |             |
|                                      | Reservoir .....  |                 |                |             |  |                 |                |             |
|                                      | Return - Gear To Pump.....                             |                 | *24"           |             |  |                 |                |             |
|                                      | Return - Hydroboost To Pump .....                      |                 | *32"           |             |  |                 |                |             |
|                                      | <b>V-8 7.4 L ENG.</b>                                  |                 |                |             | <b>V-8 7.4 L ENG.</b>                                  |                 |                |             |
|                                      | Pressure; Conventional System.....                     | 71148           |                |             | Pressure; Conventional System.....                     | 71148           |                |             |
|                                      | Pressure - Hydroboost To Gear; Hydroboost System ..... | 71093           |                |             | Pressure - Hydroboost To Gear; Hydroboost System ..... | 71093           |                |             |
| <b>PASS. CARS</b>                    | Pressure - Pump To Hydroboost; Hydroboost System ..... | 91469           |                |             | Pressure - Pump To Hydroboost; Hydroboost System ..... | 91469           |                |             |
|                                      | Reservoir; Hydroboost System .....                     |                 | *24"           |             | Reservoir; Hydroboost System .....                     |                 | *24"           | 39106       |
|                                      | Return; Conventional System .....                      |                 | *13"           |             | Return; Conventional System .....                      |                 | *24"           |             |
|                                      | Return - Gear To Pump; Hydroboost System.....          |                 | *24"           |             | Return - Gear To Pump; Hydroboost System.....          |                 | *24"           |             |
|                                      | Return - Hydroboost To Pump; Hydroboost System .....   |                 | *32"           |             | Return - Hydroboost To Pump; Hydroboost System .....   |                 | *32"           |             |
|                                      | <b>1981</b>  |                 |                |             | <b>1980</b>  |                 |                |             |
| <b>LIGHT TRUCKS</b>                  | <b>6-CYL. 4.1 L ENG.</b>                               |                 |                |             | <b>6-CYL. 4.1 L ENG.</b>                               |                 |                |             |
|                                      | Pressure; Conventional System.....                     | 71092           |                |             | Pressure; Conventional System.....                     | 71092           |                |             |
|                                      | Pressure - Hydroboost To Gear; Hydroboost System ..... | 71093           |                |             | Pressure - Hydroboost To Gear; Hydroboost System ..... | 71093           |                |             |
|                                      | Pressure - Pump To Hydroboost; Hydroboost System ..... | 91467           |                |             | Pressure - Pump To Hydroboost; Hydroboost System ..... | 91467           |                |             |
|                                      | Return; Conventional System .....                      |                 | *18"           |             | Return; Conventional System .....                      |                 | *18"           |             |
|                                      | Return - Gear To Pump; Hydroboost System.....          |                 | *24"           |             | Return - Gear To Pump; Hydroboost System.....          |                 | *24"           |             |
|                                      | Return - Hydroboost To Pump; Hydroboost System .....   |                 | *32"           |             | Return - Hydroboost To Pump; Hydroboost System .....   |                 | *32"           |             |
| <b>MEDIUM/HEAVY TRUCKS</b>           | <b>6-CYL. 4.8 L ENG.</b>                               |                 |                |             | <b>6-CYL. 4.8 L ENG.</b>                               |                 |                |             |
|                                      | Pressure; Conventional System.....                     | 71094           |                |             | Pressure; Conventional System.....                     | 71094           |                |             |
|                                      | Pressure - Hydroboost To Gear; Hydroboost System ..... | 71093           |                |             | Pressure - Hydroboost To Gear; Hydroboost System ..... | 71093           |                |             |
|                                      | Pressure - Pump To Hydroboost; Hydroboost System ..... | 91467           |                |             | Pressure - Pump To Hydroboost; Hydroboost System ..... | 91467           |                |             |
|                                      | Return; Conventional System .....                      |                 | *18"           |             | Return; Conventional System .....                      |                 | *18"           |             |
|                                      | Return - Gear To Pump; Hydroboost System.....          |                 | *24"           |             | Return - Gear To Pump; Hydroboost System.....          |                 | *24"           |             |
|                                      | Return - Hydroboost To Pump; Hydroboost System .....   |                 | *32"           |             | Return - Hydroboost To Pump; Hydroboost System .....   |                 | *32"           |             |
| <b>BUSES</b>                         | <b>6-CYL. 4.8 L ENG.</b>                               |                 |                |             | <b>6-CYL. 4.8 L ENG.</b>                               |                 |                |             |
|                                      | Pressure; Conventional System.....                     | 71094           |                |             | Pressure; Conventional System.....                     | 71094           |                |             |
|                                      | Pressure - Hydroboost To Gear; Hydroboost System ..... | 71093           |                |             | Pressure - Hydroboost To Gear; Hydroboost System ..... | 71093           |                |             |
|                                      | Pressure - Pump To Hydroboost; Hydroboost System ..... | 91467           |                |             | Pressure - Pump To Hydroboost; Hydroboost System ..... | 91467           |                |             |
|                                      | Return; Conventional System .....                      |                 | *18"           |             | Return; Conventional System .....                      |                 | *18"           |             |
|                                      | Return - Gear To Pump; Hydroboost System.....          |                 | *24"           |             | Return - Gear To Pump; Hydroboost System.....          |                 | *24"           |             |
|                                      | Return - Hydroboost To Pump; Hydroboost System .....   |                 | *32"           |             | Return - Hydroboost To Pump; Hydroboost System .....   |                 | *32"           |             |
|                                      | <b>V-8 5.0 L ENG.; V-8 6.6 L ENG. (CANADA)</b>         |                 |                |             | <b>V-8 5.0 L ENG.; V-8 6.6 L ENG.</b>                  |                 |                |             |
|                                      | Pressure; Optional Hose.....                           | 71402           |                |             | Pressure; Optional Hose.....                           | 71402           |                |             |
|                                      | Pressure; Preferred Hose .....                         | 71088           |                |             | Pressure; Preferred Hose .....                         | 71088           |                |             |
|                                      | Return .....   |                 | *24"           | 39106       | Return .....   |                 | *24"           | 39106       |
|                                      | <b>V-8 5.7 L ENG.</b>                                  |                 |                |             | <b>V-8 5.7 L ENG.</b>                                  |                 |                |             |
|                                      | Pressure; Conventional System; Optional Hose .....     | 71402           |                |             | Pressure; Conventional System; Optional Hose .....     | 71402           |                |             |
|                                      | Pressure; Conventional System; Preferred Hose .....    | 71088           |                |             | Pressure; Conventional System; Preferred Hose .....    | 71088           |                |             |
|                                      | Pressure - Hydroboost To Gear; Hydroboost System ..... | 71093           |                |             | Pressure - Hydroboost To Gear; Hydroboost System ..... | 71093           |                |             |
|                                      | Pressure - Pump To Hydroboost; Hydroboost System ..... | 91466           |                |             | Pressure - Pump To Hydroboost; Hydroboost System ..... | 91466           |                |             |
|                                      | Return; Conventional System .....                      |                 | *24"           | 39106       | Return; Conventional System .....                      |                 | *24"           | 39106       |
|                                      | Return - Gear To Pump; Hydroboost System.....          |                 | *24"           |             | Return - Gear To Pump; Hydroboost System.....          |                 | *24"           |             |
|                                      | Return - Hydroboost To Pump; Hydroboost System .....   |                 | *32"           |             | Return - Hydroboost To Pump; Hydroboost System .....   |                 | *32"           |             |
|                                      | <b>V-8 5.7 L DIESEL ENG.</b>                           |                 |                |             | <b>V-8 5.7 L DIESEL ENG.</b>                           |                 |                |             |
|                                      | Pressure - Hydroboost To Gear.....                     | 71093           |                |             | Pressure - Hydroboost To Gear.....                     | 71093           |                |             |
|                                      | Pressure - Pump To Hydroboost.....                     | 91468           |                |             | Pressure - Pump To Hydroboost.....                     | 91468           |                |             |
|                                      | Return - Gear To Pump.....                             |                 | *24"           |             | Return - Gear To Pump.....                             |                 | *24"           |             |
|                                      | Return - Hydroboost To Pump .....                      |                 | *32"           |             | Return - Hydroboost To Pump .....                      |                 | *32"           |             |

**ILLUSTRATIONS**

\* Cut From C.P.E. 3/8" I.D. Hose: 71350 (48"), 81352 (25').  
 † Cut From S.A.E. 1 1/32" I.D. Hose: 80062 (12"), 80063 (24"), 80064 (36"), 81353 (25').  
 ★ Cut From S.A.E. 3/8" I.D. Hose: 71224 (24"), 71236 (36"), 71206 (48"), 81206 (25'). May Also Use 3/8" C.P.E.  
 ♣ Cut From S.A.E. 5/8" I.D. Hose: 71351 (36").  
 □ Cut From 1/2" I.D. Suction Hose: 71296 (36"), 81354 (10').  
 ✦ Cut From 5/8" I.D. Suction Hose: 71207 (42"), 81355 (10').  
 ✧ Cut From 3/4" I.D. Suction Hose: 71297 (36"), 81356 (10').  
 ☆ See Page A14 For Pump or Gear Identification.

Ⓜ Two Required.  
 Ⓝ Three Required.  
 Ⓞ Four Required.  
 ≍ Cut To Fit.  
 Ⓢ Replaces Both Upper and Lower Hose.  
 ▲ 252660 Adaptor Required For Some Models.  
 ♣ See Page A6 For Installation Procedure.

# Power Steering Hose for Light Trucks

| Application   | Assembly Number | Multi-Use Hose | End Fitting | Application   | Assembly Number | Multi-Use Hose | End Fitting |                                      |                                      |                   |
|---|-----------------|----------------|-------------|---|-----------------|----------------|-------------|--------------------------------------|--------------------------------------|-------------------|
| <b>CHEVROLET - Continued</b>                            |                 |                |             | <b>CHEVROLET - Continued</b>                                    |                 |                |             | <b>SYSTEM PUMP &amp; GEAR IDENT.</b> |                                      |                   |
| <b>C &amp; K SERIES PICKUP - Continued</b>              |                 |                |             | <b>C &amp; K SERIES PICKUP - Continued</b>                      |                 |                |             |                                      | <b>SYSTEM &amp; COMPONENT IDENT.</b> |                   |
| <b>1980 - Continued</b>                                 |                 |                |             | <b>1978</b>   |                 |                |             |                                      |                                      | <b>PASS. CARS</b> |
| <b>V-8 7.4 L ENG.</b>                                   |                 |                |             | <b>6-CYL. 250 ENG.; 6-CYL. 292 ENG.</b>                         |                 |                |             |                                      |                                      |                   |
| Pressure; Conventional System.....                      | 71148           |                |             | Pressure; Conventional System;<br>W/Calif. Emission System..... | 70260           |                |             |                                      |                                      |                   |
| Pressure - Hydroboost To Gear; Hydro-boost System ..... | 71093           |                |             | Pressure; Conventional System; W/O Calif. Emission System ..... | 70910           |                |             |                                      |                                      |                   |
| Pressure - Pump To Hydroboost; Hydroboost System .....  | 91469           |                |             | Pressure - Hydroboost To Gear; Hydroboost System .....          | 70924           |                |             |                                      |                                      |                   |
| Reservoir; Hydroboost System .....                      |                 | ✳              | 39106       | Pressure - Pump To Hydroboost; Hydroboost System .....          | 91571           |                |             |                                      |                                      |                   |
| Return; Conventional System .....                       |                 | ✳24"           |             | Return; Conventional System; W/Calif. Emission System.....      |                 | ★18"           |             |                                      |                                      |                   |
| Return - Gear To Pump; Hydroboost System.....           |                 | ✳24"           |             | Return; Conventional System; W/O Calif. Emission System .....   | ✳<70518         | ★22"           | 39859       |                                      |                                      |                   |
| Return - Hydroboost To Pump; Hydroboost System .....    |                 | ✳32"           |             | Return - Gear To Pump; Hydroboost System.....                   |                 | ★34"           |             |                                      |                                      |                   |
| <b>1979</b>   |                 |                |             | <b>V-8 305 ENG.; V-8 400 ENG.</b>                               |                 |                |             | <b>LIGHT TRUCKS</b>                  |                                      |                   |
| <b>6-CYL. 250 ENG.; 6-CYL. 292 ENG.</b>                 |                 |                |             | <b>V-8 350 ENG.</b>   |                 |                |             |                                      |                                      |                   |
| Pressure; Conventional System.....                      | 70910           |                |             | Pressure; Conventional System.....                              | 70911           |                |             |                                      |                                      |                   |
| Pressure - Hydroboost To Gear; Hydroboost System .....  | 70924           |                |             | Pressure - Hydroboost To Gear; Hydroboost System .....          | 70924           |                |             |                                      |                                      |                   |
| Pressure - Pump To Hydroboost; Hydroboost System .....  | 91571           |                |             | Pressure - Pump To Hydroboost; Hydroboost System .....          | 91570           |                |             |                                      |                                      |                   |
| Return; Conventional System .....                       | ✳<70518         | ★22"           | 39859       | Return; Conventional System .....                               | ✳<70518         | ★22"           | 39135       |                                      |                                      |                   |
| Return - Gear To Pump; Hydroboost System.....           |                 | ★34"           |             | Return - Gear To Pump; Hydroboost System.....                   |                 | ★34"           |             |                                      |                                      |                   |
| Return - Hydroboost To Pump; Hydroboost System .....    |                 | ★42"           |             | Return - Hydroboost To Pump; Hydroboost System .....            |                 | ★42"           |             |                                      |                                      |                   |
| <b>V-8 305 ENG.; V-8 400 ENG.</b>                       |                 |                |             | <b>V-8 350 DIESEL ENG.</b>                                      |                 |                |             |                                      |                                      |                   |
| Pressure .....  | 80147           |                |             | Pressure; Conventional System.....                              | 70911           |                |             |                                      |                                      |                   |
| Return .....  | ✳<70518         | ★22"           | 39135       | Pressure - Hydroboost To Gear; Hydroboost System .....          | 70924           |                |             |                                      |                                      |                   |
| <b>V-8 350 ENG.</b>                                     |                 |                |             | <b>V-8 454 ENG.</b>   |                 |                |             |                                      |                                      |                   |
| Pressure; Conventional System.....                      | 80147           |                |             | Pressure; Conventional System.....                              | 71032           |                |             |                                      |                                      |                   |
| Pressure - Hydroboost To Gear; Hydroboost System .....  | 70924           |                |             | Pressure - Hydroboost To Gear; Hydroboost System .....          | 70924           |                |             |                                      |                                      |                   |
| Pressure - Pump To Hydroboost; Hydroboost System .....  | 91570           |                |             | Pressure - Pump To Hydroboost; Hydroboost System .....          | 91571           |                |             |                                      |                                      |                   |
| Return; Conventional System .....                       | ✳<70518         | ★22"           | 39135       | Return; Conventional System .....                               | ✳<70177         | ★9"            | 39135       |                                      |                                      |                   |
| Return - Gear To Pump; Hydroboost System.....           |                 | ★34"           |             | Return - Gear To Pump; Hydroboost System.....                   |                 | ★34"           |             |                                      |                                      |                   |
| Return - Hydroboost To Pump; Hydroboost System .....    |                 | ★42"           |             | Return - Hydroboost To Pump; Hydroboost System .....            |                 | ★42"           |             |                                      |                                      |                   |
| <b>V-8 350 DIESEL ENG.</b>                              |                 |                |             | <b>1977</b>   |                 |                |             | <b>HOSE NUMERICAL</b>                |                                      |                   |
| <b>V-8 454 ENG.</b>                                     |                 |                |             | <b>6-CYL. 250 ENG.; 6-CYL. 292 ENG.</b>                         |                 |                |             |                                      |                                      |                   |
| Pressure; Conventional System.....                      | 80147           |                |             | Pressure; Conventional System.....                              | 70910           |                |             |                                      |                                      |                   |
| Pressure - Hydroboost To Gear; Hydroboost System .....  | 70924           |                |             | Pressure - Hydroboost To Gear; Hydroboost System .....          | 70924           |                |             |                                      |                                      |                   |
| Pressure - Pump To Hydroboost; Hydroboost System .....  | 91494           |                |             | Pressure - Pump To Hydroboost; Hydroboost System .....          | 91571           |                |             |                                      |                                      |                   |
| Return; Conventional System .....                       | ✳<70518         | ★22"           | 39135       | Return; Conventional System .....                               | ✳<70177         | ★9"            | 39135       |                                      |                                      |                   |
| Return - Gear To Pump; Hydroboost System.....           |                 | ★34"           |             | Return - Gear To Pump; Hydroboost System.....                   |                 | ★34"           |             |                                      |                                      |                   |
| Return - Hydroboost To Pump; Hydroboost System .....    |                 | ★42"           |             | Return - Hydroboost To Pump; Hydroboost System .....            |                 | ★42"           |             |                                      |                                      |                   |
| <b>V-8 350 DIESEL ENG.</b>                              |                 |                |             | <b>1977</b>   |                 |                |             |                                      | <b>REPAIR KITS</b>                   |                   |
| <b>V-8 454 ENG.</b>                                     |                 |                |             | <b>6-CYL. 250 ENG.; 6-CYL. 292 ENG.</b>                         |                 |                |             |                                      |                                      |                   |
| Pressure; Conventional System.....                      | 71032           |                |             | Pressure; Conventional System.....                              | 70910           |                |             |                                      |                                      |                   |
| Pressure - Hydroboost To Gear; Hydroboost System .....  | 70924           |                |             | Pressure - Hydroboost To Gear; Hydroboost System .....          | 70924           |                |             |                                      |                                      |                   |
| Pressure - Pump To Hydroboost; Hydroboost System .....  | 91494           |                |             | Pressure - Pump To Hydroboost; Hydroboost System .....          | 91571           |                |             |                                      |                                      |                   |
| Return; Conventional System .....                       | ✳<70518         | ★22"           | 39135       | Return; Conventional System .....                               | ✳<70177         | ★9"            | 39135       |                                      |                                      |                   |
| Return - Gear To Pump; Hydroboost System.....           |                 | ★34"           |             | Return - Gear To Pump; Hydroboost System.....                   |                 | ★34"           |             |                                      |                                      |                   |
| Return - Hydroboost To Pump; Hydroboost System .....    |                 | ★42"           |             | Return - Hydroboost To Pump; Hydroboost System .....            |                 | ★42"           |             |                                      |                                      |                   |
| <b>V-8 350 DIESEL ENG.</b>                              |                 |                |             | <b>1977</b>   |                 |                |             | <b>KIT NUMERICAL</b>                 |                                      |                   |
| <b>V-8 454 ENG.</b>                                     |                 |                |             | <b>6-CYL. 250 ENG.; 6-CYL. 292 ENG.</b>                         |                 |                |             |                                      |                                      |                   |
| Pressure; Conventional System.....                      | 71032           |                |             | Pressure; Conventional System.....                              | 70910           |                |             |                                      |                                      |                   |
| Pressure - Hydroboost To Gear; Hydroboost System .....  | 70924           |                |             | Pressure - Hydroboost To Gear; Hydroboost System .....          | 70924           |                |             |                                      |                                      |                   |
| Pressure - Pump To Hydroboost; Hydroboost System .....  | 91571           |                |             | Pressure - Pump To Hydroboost; Hydroboost System .....          | 91571           |                |             |                                      |                                      |                   |
| Return; Conventional System .....                       | ✳<70177         | ★9"            | 39135       | Return; Conventional System .....                               | ✳<70518         | ★22"           | 39859       |                                      |                                      |                   |
| Return - Gear To Pump; Hydroboost System.....           |                 | ★34"           |             | Return - Gear To Pump; Hydroboost System.....                   |                 | ★34"           |             |                                      |                                      |                   |
| Return - Hydroboost To Pump; Hydroboost System .....    |                 | ★42"           |             | Return - Hydroboost To Pump; Hydroboost System .....            |                 | ★42"           |             |                                      |                                      |                   |

✳ Cut From C.P.E. 3/8" I.D. Hose: 71350 (48"), 81352 (25").  
 † Cut From S.A.E. 11/32" I.D. Hose: 80062 (12"), 80063 (24"), 80064 (36"), 81353 (25").  
 ★ Cut From S.A.E. 3/8" I.D. Hose: 71224 (24"), 71236 (36"), 71206 (48"), 81206 (25"). May Also Use 3/8" C.P.E.  
 ✧ Cut From S.A.E. 5/8" I.D. Hose: 71351 (36").  
 □ Cut From 1/2" I.D. Suction Hose: 71296 (36"), 81354 (10').  
 ✧ Cut From 5/8" I.D. Suction Hose: 71207 (42"), 81355 (10').  
 ✳ Cut From 3/4" I.D. Suction Hose: 71297 (36"), 81356 (10').  
 ☆ See Page A14 For Pump or Gear Identification.

② Two Required.  
 ③ Three Required.  
 ④ Four Required.  
 ✳< Cut To Fit.  
 ✳ Replaces Both Upper and Lower Hose.  
 ▲ 252660 Adaptor Required For Some Models.  
 ✧ See Page A6 For Installation Procedure.

**ILLUSTRATIONS**

# Power Steering Hose for Light Trucks

|                                      | Application   | Assembly Number | Multi-Use Hose | End Fitting | Application   | Assembly Number | Multi-Use Hose | End Fitting |
|--------------------------------------|---|-----------------|----------------|-------------|---|-----------------|----------------|-------------|
| <b>SYSTEM PUMP &amp; GEAR IDENT.</b> | <b>CHEVROLET - Continued</b>  |                 |                |             | <b>CHEVROLET - Continued</b>  |                 |                |             |
|                                      | <b>C &amp; K SERIES PICKUP - Continued</b>  |                 |                |             | <b>C &amp; K SERIES PICKUP - Continued</b>  |                 |                |             |
|                                      | <b>1977 - Continued</b>   |                 |                |             | <b>1976-1975 - Continued</b>  |                 |                |             |
|                                      | <b>6-CYL. 250 ENG.; 6-CYL. 292 ENG. - Continued</b>   |                 |                |             | <b>V-8 400 ENG.</b>   |                 |                |             |
| <b>SYSTEM &amp; COMPONENT IDENT.</b> | Return - Gear To Pump; Hydroboost System.....   |                 | ★34"           |             | Pressure .....  | 70911           |                |             |
|                                      | Return - Hydroboost To Pump; Hydroboost System .....  |                 | ★42"           |             | Return .....  | ≧70551          | ★22"           | 39135       |
|                                      | <b>V-8 305 ENG.; V-8 400 ENG.</b>   |                 |                |             | <b>V-8 454 ENG.</b>   |                 |                |             |
|                                      | Pressure .....  | 70911           |                |             | Pressure; Conventional System.....  | 70911           |                |             |
|                                      | Return .....  | ≧70518          | ★22"           | 39135       | Pressure - Hydroboost To Gear; Hydroboost System .....  | 70924           |                |             |
| <b>PASS. CARS</b>                    | <b>V-8 350 ENG.</b>   |                 |                |             | <b>1974</b>   |                 |                |             |
|                                      | Pressure; Conventional System.....  | 70911           |                |             | Return; Conventional System .....   | 91571           |                |             |
|                                      | Pressure - Hydroboost To Gear; Hydroboost System .....  | 70924           |                |             | Return - Cooler To Tee; Hydroboost System.....  | ≧70551          | ★22"           | 39135       |
|                                      | Pressure - Pump To Hydroboost; Hydroboost System .....  | 91570           |                |             | Return - Gear To Cooler; Hydroboost System.....   |                 | ★              |             |
|                                      | Return; Conventional System .....   | ≧70518          | ★22"           | 39135       | Return - Hydroboost To Tee; Hydroboost System .....   |                 | ★              |             |
|                                      | Return - Gear To Pump; Hydroboost System.....   |                 | ★34"           |             | Return - Tee To Pump; Hydroboost System.....  |                 | ★12"           |             |
|                                      | Return - Hydroboost To Pump; Hydroboost System .....  |                 | ★42"           |             | <b>1974</b>   |                 |                |             |
| <b>LIGHT TRUCKS</b>                  | <b>V-8 454 ENG.</b>   |                 |                |             | <b>6-CYL. 250 ENG.; 6-CYL. 292 ENG.</b>   |                 |                |             |
|                                      | Pressure; Conventional System.....  | 71032           |                |             | Pressure; Conventional System.....  | 70910           |                |             |
|                                      | Pressure - Hydroboost To Gear; Hydroboost System .....  | 70924           |                |             | Pressure - Hydroboost To Gear; Hydroboost System .....  | 70924           |                |             |
|                                      | Pressure - Pump To Hydroboost; Hydroboost System .....  | 91571           |                |             | Pressure - Pump To Hydroboost; Hydroboost System .....  | 91569           |                |             |
|                                      | Return; Conventional System .....   | ≧70177          | ★9"            | 39135       | Return; Conventional System .....   | ≧70629          | ★22"           | 39859       |
|                                      | Return - Gear To Pump; Hydroboost System.....   |                 | ★34"           |             | Return - Cooler To Tee; Hydroboost System.....  |                 | ★              |             |
|                                      | Return - Hydroboost To Pump; Hydroboost System .....  |                 | ★42"           |             | Return - Gear To Cooler; Hydroboost System.....   |                 | ★              |             |
| <b>MEDIUM/HEAVY TRUCKS</b>           | <b>1976-1975</b>  |                 |                |             | <b>V-8 350 ENG.; V-8 454 ENG.</b>   |                 |                |             |
|                                      | <b>6-CYL. 250 ENG.; 6-CYL. 292 ENG.</b>   |                 |                |             | <b>1973</b>   |                 |                |             |
|                                      | Pressure; Conventional System.....  | 70910           |                |             | <b>6-CYL. 250 ENG.; 6-CYL. 292 ENG.</b>   |                 |                |             |
| <b>BUSES</b>                         | Pressure - Hydroboost To Gear; Hydroboost System .....  | 70924           |                |             | Pressure; Conventional System.....  | 70910           |                |             |
|                                      | Pressure - Pump To Hydroboost; Hydroboost System .....  | 91571           |                |             | Pressure - Hydroboost To Gear; Hydroboost System .....  | 70924           |                |             |
|                                      | Return; Conventional System .....   | ≧70629          | ★22"           | 39859       | Pressure - Pump To Hydroboost; Hydroboost System .....  | 91569           |                |             |
|                                      | Return - Cooler To Tee; Hydroboost System.....  |                 | ★              |             | Return; Conventional System .....   | ≧70551          | ★22"           | 39135       |
| <b>HOSE NUMERICAL</b>                | Return - Gear To Cooler; Hydroboost System.....   |                 | ★              |             | Return - Cooler To Tee; Hydroboost System.....  |                 | ★              |             |
|                                      | Return - Hydroboost To Tee; Hydroboost System .....   |                 | ★30"           |             | Return - Gear To Cooler; Hydroboost System.....   |                 | ★              |             |
|                                      | Return - Tee To Pump; Hydroboost System.....  |                 | ★12"           |             | Return - Hydroboost To Tee; Hydroboost System .....   |                 | ★              |             |
| <b>REPAIR KITS</b>                   | <b>V-8 350 ENG.</b>   |                 |                |             | <b>1973</b>   |                 |                |             |
|                                      | Pressure; Conventional System.....  | 70911           |                |             | <b>6-CYL. 250 ENG.; 6-CYL. 292 ENG.</b>   |                 |                |             |
|                                      | Pressure - Hydroboost To Gear; Hydroboost System .....  | 70924           |                |             | Pressure; Conventional System.....  | 70910           |                |             |
|                                      | Pressure - Pump To Hydroboost; Hydroboost System .....  | 91570           |                |             | Pressure - Hydroboost To Gear; Hydroboost System .....  | 70924           |                |             |
|                                      | Return; Conventional System .....   | ≧70551          | ★22"           | 39135       | Pressure - Pump To Hydroboost; Hydroboost System .....  | 91569           |                |             |
|                                      | Return - Cooler To Tee; Hydroboost System.....  |                 | ★              |             | Return; Conventional System .....   | ≧70629          | ★22"           | 39859       |
|                                      | Return - Gear To Cooler; Hydroboost System.....   |                 | ★              |             | Return - Cooler To Tee; Hydroboost System.....  |                 | ★              |             |
|                                      | Return - Hydroboost To Tee; Hydroboost System .....   |                 | ★30"           |             | Return - Gear To Cooler; Hydroboost System.....   |                 | ★              |             |
|                                      | Return - Tee To Pump; Hydroboost System.....  |                 | ★12"           |             | Return - Hydroboost To Tee; Hydroboost System .....   |                 | ★              |             |
| <b>KIT NUMERICAL</b>                 | <b>V-8 350 ENG.</b>   |                 |                |             | <b>1973</b>   |                 |                |             |
|                                      | Pressure; Conventional System.....  | 70911           |                |             | <b>6-CYL. 250 ENG.; 6-CYL. 292 ENG.</b>   |                 |                |             |
|                                      | Pressure - Hydroboost To Gear; Hydroboost System .....  | 70924           |                |             | Pressure; Conventional System.....  | 70910           |                |             |
|                                      | Pressure - Pump To Hydroboost; Hydroboost System .....  | 91570           |                |             | Pressure - Hydroboost To Gear; Hydroboost System .....  | 70924           |                |             |
|                                      | Return; Conventional System .....   | ≧70551          | ★22"           | 39135       | Pressure - Pump To Hydroboost; Hydroboost System .....  | 91569           |                |             |
|                                      | Return - Cooler To Tee; Hydroboost System.....  |                 | ★              |             | Return; Conventional System .....   | ≧70629          | ★22"           | 39859       |
|                                      | Return - Gear To Cooler; Hydroboost System.....   |                 | ★              |             | Return - Cooler To Tee; Hydroboost System.....  |                 | ★              |             |
|                                      | Return - Hydroboost To Tee; Hydroboost System .....   |                 | ★30"           |             | Return - Gear To Cooler; Hydroboost System.....   |                 | ★              |             |
|                                      | Return - Tee To Pump; Hydroboost System.....  |                 | ★12"           |             | Return - Hydroboost To Tee; Hydroboost System .....   |                 | ★              |             |
| <b>ILLUSTRATIONS</b>                 | <ul style="list-style-type: none"> <li>* Cut From C.P.E. 3/8" I.D. Hose: 71350 (48"), 81352 (25').</li> <li>† Cut From S.A.E. 11/32" I.D. Hose: 80062 (12"), 80063 (24"), 80064 (36"), 81353 (25').</li> <li>★ Cut From S.A.E. 3/8" I.D. Hose: 71224 (24"), 71236 (36"), 71206 (48"), 81206 (25'). May Also Use 3/8" C.P.E.</li> <li>♣ Cut From S.A.E. 5/8" I.D. Hose: 71351 (36").</li> <li>□ Cut From 1/2" I.D. Suction Hose: 71296 (36"), 81354 (10').</li> <li>♠ Cut From 5/8" I.D. Suction Hose: 71207 (42"), 81355 (10').</li> <li>✱ Cut From 3/4" I.D. Suction Hose: 71297 (36"), 81356 (10').</li> <li>☆ See Page A14 For Pump or Gear Identification.</li> </ul> |                 |                |             | <ul style="list-style-type: none"> <li>Ⓜ Two Required.</li> <li>Ⓝ Three Required.</li> <li>Ⓞ Four Required.</li> <li>≧ Cut To Fit.</li> <li>⊗ Replaces Both Upper and Lower Hose.</li> <li>▲ 252660 Adaptor Required For Some Models.</li> <li>♣ See Page A6 For Installation Procedure.</li> </ul> |                 |                |             |

# Power Steering Hose for Light Trucks

| Application   | Assembly Number | Multi-Use Hose | End Fitting | Application  | Assembly Number | Multi-Use Hose | End Fitting |                                      |
|---|-----------------|----------------|-------------|--|-----------------|----------------|-------------|--------------------------------------|
| <b>CHEVROLET - Continued</b>  |                 |                |             | <b>CHEVROLET - Continued</b>   |                 |                |             | <b>SYSTEM PUMP &amp; GEAR IDENT.</b> |
| <b>C &amp; K SERIES PICKUP - Continued</b>  |                 |                |             | <b>C &amp; K SERIES PICKUP - Continued</b>   |                 |                |             |                                      |
| <b>1973 - Continued</b>   |                 |                |             | <b>1969</b>  |                 |                |             | <b>SYSTEM &amp; COMPONENT IDENT.</b> |
| <b>6-CYL. 250 ENG.; 6-CYL. 292 ENG. - Continued</b>                               |                 |                |             | <b>6-CYL. 250 ENG.; 6-CYL. 292 ENG.; V-8 307 ENG.; V-8 350 ENG.; V-8 396 ENG.</b>    |                 |                |             |                                      |
| Return - Hydroboost To Tee; Hydroboost System .....                               |                 | ★              |             | Pressure; W/Integral P.S.; W/Female Pressure Port .....                              | 70917           |                |             |                                      |
| Return - Tee To Pump; Hydroboost System .....                                     |                 | ★              |             | Pressure; W/Integral P.S.; W/Male Pressure Port .....                                | 71065           |                |             |                                      |
| <b>V-8 307 ENG.; V-8 350 ENG.; V-8 454 ENG.</b>                                   |                 |                |             | <b>1968</b>  |                 |                |             | <b>PASS. CARS</b>                    |
| Pressure; Conventional System .....   | 70911           |                |             | <b>6-CYL. 250 ENG.; 6-CYL. 292 ENG.; V-8 307 ENG.; V-8 327 ENG.; V-8 396 ENG.</b>    |                 |                |             |                                      |
| Pressure - Hydroboost To Gear; Hydroboost System .....                            | 70924           |                |             | Pressure; W/Integral P.S.; W/Female Pressure Port .....                              | 70917           |                |             |                                      |
| Pressure - Pump To Hydroboost; Hydroboost System .....                            | 91569           |                |             | Pressure; W/Integral P.S.; W/Male Pressure Port .....                                | 71065           |                |             |                                      |
| Return; Conventional System .....   | 70551           | ★22"           | 39135       | Return .....   |                 | ★              |             |                                      |
| Return - Cooler To Tee; Hydroboost System .....                                   |                 | ★              |             | <b>1967</b>  |                 |                |             |                                      |
| Return - Gear To Cooler; Hydroboost System .....                                  |                 | ★              |             | <b>6-CYL. 250 ENG.; 6-CYL. 292 ENG.; V-8 283 ENG.; V-8 327 ENG.</b>                  |                 |                |             |                                      |
| Return - Hydroboost To Tee; Hydroboost System .....                               |                 | ★              |             | Return .....   |                 | ★              |             |                                      |
| Return - Tee To Pump; Hydroboost System .....                                     |                 | ★              |             | <b>1966</b>  |                 |                |             |                                      |
| <b>1972</b>   |                 |                |             | <b>6-CYL. 230 ENG.; 6-CYL. 250 ENG.; 6-CYL. 292 ENG.; V-8 283 ENG.; V-8 327 ENG.</b> |                 |                |             | <b>MEDIUM/HEAVY TRUCKS</b>           |
| <b>6-CYL. 250 ENG.</b>  |                 |                |             | <b>1965</b>  |                 |                |             |                                      |
| Pressure; W/Female Pressure Port .....  | 70917           |                |             | <b>6-CYL. 230 ENG.; 6-CYL. 292 ENG.; V-8 283 ENG.; V-8 327 ENG.</b>                  |                 |                |             |                                      |
| Pressure; W/Male Pressure Port .....  | 71065           |                |             | Return .....   |                 | ★              |             |                                      |
| Return; C Series .....  |                 | ★30"           |             | <b>1964</b>  |                 |                |             |                                      |
| Return; K Series .....  |                 | ★28"           |             | <b>6-CYL. 230 ENG.; 6-CYL. 292 ENG.; V-8 283 ENG.</b>                                |                 |                |             |                                      |
| <b>6-CYL. 292 ENG.</b>  |                 |                |             | <b>1963</b>  |                 |                |             | <b>HOSE NUMERICAL</b>                |
| Pressure; W/Female Pressure Port .....  | 70917           |                |             | <b>6-CYL. 230 ENG.; 6-CYL. 261 ENG.; 6-CYL. 292 ENG.; V-8 283 ENG.</b>               |                 |                |             |                                      |
| Pressure; W/Male Pressure Port .....  | 71065           |                |             | Return .....   |                 | ★              |             |                                      |
| Return; C Series .....  |                 | ★30"           |             | <b>EL CAMINO</b>   |                 |                |             |                                      |
| Return; K Series .....  |                 | ★30"           |             | <b>1987-1986</b>   |                 |                |             |                                      |
| <b>V-8 307 ENG.; V-8 350 ENG.; V-8 402 ENG.</b>                                   |                 |                |             | <b>V-6 4.3 L ENG.</b>  |                 |                |             | <b>REPAIR KITS</b>                   |
| Pressure; W/Female Pressure Port .....  | 70917           |                |             | Pressure; W/A.C. ....  | 70419           |                |             |                                      |
| Pressure; W/Male Pressure Port .....  | 71065           |                |             | Pressure; W/O A.C. ....  | 71043           |                |             |                                      |
| Return; C Series .....  |                 | ★30"           |             | Return .....   |                 | ★12"           |             |                                      |
| Return; K Series .....  |                 | ★28"           |             | <b>V-8 5.0 L ENG.</b>  |                 |                |             |                                      |
| <b>1971</b>   |                 |                |             | <b>1963</b>  |                 |                |             | <b>KIT NUMERICAL</b>                 |
| <b>6-CYL. 250 ENG.; 6-CYL. 292 ENG.; V-8 307 ENG.; V-8 350 ENG.; V-8 402 ENG.</b> |                 |                |             | <b>6-CYL. 230 ENG.; 6-CYL. 261 ENG.; 6-CYL. 292 ENG.; V-8 283 ENG.</b>               |                 |                |             |                                      |
| Pressure; W/Female Pressure Port .....  | 70917           |                |             | Return .....   |                 | ★              |             |                                      |
| Pressure; W/Male Pressure Port .....  | 71065           |                |             | <b>1985</b>  |                 |                |             |                                      |
| Return; C Series .....  |                 | ★30"           |             | <b>V-6 4.3 L ENG.</b>  |                 |                |             |                                      |
| Return; K Series .....  |                 | ★28"           |             | Pressure .....   | 71043           |                |             |                                      |
| <b>1970</b>   |                 |                |             | <b>1987-1986</b>   |                 |                |             | <b>REPAIR KITS</b>                   |
| <b>6-CYL. 250 ENG.; 6-CYL. 292 ENG.; V-8 307 ENG.; V-8 350 ENG.</b>               |                 |                |             | <b>V-6 4.3 L ENG.</b>  |                 |                |             |                                      |
| Pressure; W/Female Pressure Port .....  | 70917           |                |             | Pressure; W/A.C. ....  | 70419           |                |             |                                      |
| Pressure; W/Male Pressure Port .....  | 71065           |                |             | Pressure; W/O A.C. ....  | 71043           |                |             |                                      |
| Return; C Series .....  |                 | ★30"           |             | Return .....   |                 | ★12"           |             |                                      |
| Return; K Series .....  |                 | ★28"           |             | <b>V-8 5.0 L ENG.</b>  |                 |                |             |                                      |
| <b>V-8 396 ENG.; V-8 400 ENG.</b>   |                 |                |             | <b>1985</b>  |                 |                |             | <b>KIT NUMERICAL</b>                 |
| Pressure; C Series; W/Female Pressure Port .....                                  | 70917           |                |             | <b>V-6 4.3 L ENG.</b>  |                 |                |             |                                      |
| Pressure; C Series; W/Male Pressure Port .....                                    | 71308           |                |             | Pressure .....   | 71043           |                |             |                                      |
| Pressure; K Series .....  | 71065           |                |             | Return .....   |                 | ★12"           |             |                                      |
| Return; C Series .....  |                 | ★30"           |             | Return - Pump To Tee; W/A.C. ....  |                 | ★11"           |             |                                      |
| Return; K Series .....  |                 | ★28"           |             | <b>1985</b>  |                 |                |             |                                      |

- \* Cut From C.P.E. 3/8" I.D. Hose: 71350 (48"), 81352 (25').
- † Cut From S.A.E. 11/32" I.D. Hose: 80062 (12"), 80063 (24"), 80064 (36"), 81353 (25').
- ★ Cut From S.A.E. 3/8" I.D. Hose: 71224 (24"), 71236 (36"), 71206 (48"), 81206 (25'). May Also Use 3/8" C.P.E.
- ♣ Cut From S.A.E. 5/8" I.D. Hose: 71351 (36").
- Cut From 1/2" I.D. Suction Hose: 71296 (36"), 81354 (10').
- ♣ Cut From 5/8" I.D. Suction Hose: 71207 (42"), 81355 (10').
- ✱ Cut From 3/4" I.D. Suction Hose: 71297 (36"), 81356 (10').
- ☆ See Page A14 For Pump or Gear Identification.

- Ⓜ Two Required.
- Ⓝ Three Required.
- Ⓞ Four Required.
- ≠ Cut To Fit.
- ⊙ Replaces Both Upper and Lower Hose.
- ▲ 252660 Adaptor Required For Some Models.
- ♣ See Page A6 For Installation Procedure.

**SYSTEM PUMP & GEAR IDENT.**

**SYSTEM & COMPONENT IDENT.**

**PASS. CARS**

**LIGHT TRUCKS**

**MEDIUM/HEAVY TRUCKS**

**BUSES**

**HOSE NUMERICAL**

**REPAIR KITS**

**KIT NUMERICAL**

**ILLUSTRATIONS**

# Power Steering Hose for Light Trucks

|                                      | Application   | Assembly Number | Multi-Use Hose | End Fitting | Application   | Assembly Number | Multi-Use Hose | End Fitting |
|--------------------------------------|---|-----------------|----------------|-------------|---|-----------------|----------------|-------------|
| <b>SYSTEM PUMP &amp; GEAR IDENT.</b> | <b>CHEVROLET - Continued</b>  |                 |                |             | <b>CHEVROLET - Continued</b>                        |                 |                |             |
|                                      | <b>EL CAMINO - Continued</b>  |                 |                |             | <b>EL CAMINO - Continued</b>                        |                 |                |             |
|                                      | <b>1985 - Continued</b>   |                 |                |             | <b>1980 - Continued</b>                             |                 |                |             |
|                                      | <b>V-6 4.3 L ENG. - Continued</b>   |                 |                |             | <b>V-6 3.8 L ENG. - Continued</b>                   |                 |                |             |
|                                      | Return .....  |                 |                | *12"        | Return; Eng. VIN A; W/Calif. Emission System.....   |                 |                | *18"        |
| <b>SYSTEM &amp; COMPONENT IDENT.</b> | <b>V-8 5.0 L ENG.</b>   |                 |                |             | Return; Eng. VIN K; W/O Calif. Emission System..... |                 |                |             |
|                                      | Pressure .....  | 71074           |                | *12"        | Return .....  | 71074           |                | *30" 39106  |
|                                      | Return .....  |                 |                | *12"        | <b>V-8 4.4 L ENG.; V-8 5.0 L ENG.</b>               |                 |                |             |
|                                      | <b>1984-1983</b>  |                 |                |             | Pressure .....                                      |                 |                |             |
|                                      | <b>V-6 3.8 L ENG.</b>   |                 |                |             | Return .....  |                 |                |             |
|                                      | Pressure; Eng. VIN 9; W/O Calif. Emission System.....                           | 71043           |                |             | Pressure .....                                      | 71074           |                | *20" 39106  |
|                                      | Pressure; Eng. VIN A; W/Calif. Emission System.....                             | 80138           |                |             | <b>1979</b>   |                 |                |             |
| <b>PASS. CARS</b>                    | Return; Eng. VIN 9; W/O Calif. Emission System.....                             |                 |                | *18"        | <b>V-6 200 ENG.</b>                                 |                 |                |             |
|                                      | Return; Eng. VIN A; W/Calif. Emission System.....                               |                 |                | *13"        | Pressure; W/Flared Fitting .....                    | 80116           |                |             |
|                                      | <b>V-8 5.0 L ENG.</b>   |                 |                |             | Pressure; W/O-Ring Fitting .....                    |                 |                |             |
|                                      | Pressure .....  | 71074           |                |             | Return .....  | 71043           |                |             |
|                                      | Return .....  |                 |                | *12"        | Return .....  | 71043           |                | *18" 39859  |
|                                      | <b>V-8 5.7 L DIESEL ENG.</b>  |                 |                |             | <b>V-6 231 ENG.</b>                                 |                 |                |             |
|                                      | Pressure - Hydroboost To Gear .....   | 71226           |                |             | Pressure .....                                      | 71072           |                |             |
|                                      | Pressure - Pump To Hydroboost.....  | 71225           |                |             | Return .....  | 710177          |                | *18" 39859  |
| <b>LIGHT TRUCKS</b>                  | Return - Gear To Pump.....  |                 |                | *13"        | <b>V-8 267 ENG.; V-8 305 ENG.; V-8 350 ENG.</b>     |                 |                |             |
|                                      | Return - Hydroboost To Pump .....   |                 |                | *42"        | Pressure; W/A.C.....                                | 80141           |                |             |
|                                      | <b>1982</b>   |                 |                |             | Pressure; W/O A.C. ....                             | 70260           |                |             |
|                                      | <b>V-6 3.8 L ENG.</b>   |                 |                |             | Return .....  | 70551           |                | *20" 39135  |
|                                      | Pressure; Eng. VIN A; W/Calif. Emission System.....                             | 80138           |                |             | <b>1978</b>   |                 |                |             |
|                                      | Pressure; Eng. VIN K; W/O Calif. Emission System.....                           | 71043           |                |             | <b>V-6 200 ENG.</b>                                 |                 |                |             |
|                                      | Return; Eng. VIN A; W/Calif. Emission System.....                               |                 |                | *13"        | Pressure .....                                      | 70247           |                |             |
|                                      | Return; Eng. VIN K; W/O Calif. Emission System.....                             |                 |                | *18"        | Return .....  | 70551           |                | *20" 39135  |
| <b>MEDIUM/HEAVY TRUCKS</b>           | <b>V-8 4.4 L ENG.; V-8 5.0 L ENG.</b>   |                 |                |             | <b>V-6 231 ENG.</b>                                 |                 |                |             |
|                                      | Pressure .....  | 71074           |                | *12"        | Pressure; W/A.P.....                                | 80137           |                |             |
|                                      | Return .....  |                 |                | *12"        | Pressure; W/O A.P.....                              | 70247           |                |             |
|                                      | <b>1981</b>   |                 |                |             | Return .....  | 70177           |                | *18" 39859  |
|                                      | <b>V-6 3.8 L ENG.</b>   |                 |                |             | <b>V-8 305 ENG.; V-8 350 ENG.</b>                   |                 |                |             |
|                                      | Pressure; Eng. VIN A; W/Calif. Emission System.....                             | 71072           |                |             | Pressure; W/A.C.....                                | 80141           |                |             |
|                                      | Pressure; Eng. VIN K; W/O Calif. Emission System.....                           | 71043           |                |             | Pressure; W/O A.C. ....                             | 70260           |                |             |
|                                      | Return .....  |                 |                | *18" 39106  | Return .....  | 70551           |                | *20" 39135  |
| <b>BUSES</b>                         | <b>V-8 4.4 L ENG.; V-8 5.0 L ENG.</b>   |                 |                |             | <b>1977</b>   |                 |                |             |
|                                      | Pressure .....  | 71074           |                | *12"        | <b>6-CYL. 250 ENG.</b>                              |                 |                |             |
|                                      | Return .....  |                 |                | *12"        | Pressure; W/A.P.....                                | 80133           |                |             |
|                                      | <b>1981</b>   |                 |                |             | Pressure; W/O A.P.....                              | 80132           |                |             |
|                                      | <b>V-6 3.8 L ENG.</b>   |                 |                |             | Return .....  | 70518           |                | *16" 39859  |
|                                      | Pressure; Eng. VIN A; W/Calif. Emission System.....                             | 71072           |                |             | <b>V-8 305 ENG.; V-8 350 ENG.</b>                   |                 |                |             |
|                                      | Pressure; Eng. VIN K; W/O Calif. Emission System.....                           | 71043           |                |             | Pressure .....                                      | 80116           |                |             |
|                                      | Return .....  |                 |                | *18" 39106  | Return .....  | 70518           |                | *20" 39135  |
| <b>HOSE NUMERICAL</b>                | <b>V-8 4.4 L ENG.; V-8 5.0 L ENG.</b>   |                 |                |             | <b>1976</b>   |                 |                |             |
|                                      | Pressure .....  | 71074           |                |             | <b>6-CYL. 250 ENG.</b>                              |                 |                |             |
|                                      | Return .....  |                 |                | *24" 39106  | Pressure; W/A.P.....                                | 80133           |                |             |
|                                      | <b>1980</b>   |                 |                |             | Pressure; W/O A.P.....                              | 80132           |                |             |
|                                      | <b>V-6 3.8 L ENG.</b>   |                 |                |             | Return .....  |                 |                | *           |
|                                      | Pressure; Eng. VIN K; W/O Calif. Emission System.....                           | 71043           |                |             | <b>V-8 305 ENG.; V-8 350 ENG.; V-8 400 ENG.</b>     |                 |                |             |
|                                      | Pressure; W/A.P.; Eng. VIN A; W/Calif. Emission System.....                     | 71072           |                |             | Pressure .....                                      | 80123           |                |             |
|                                      | Pressure; W/O A.P.; W/Flared Fitting; Eng. VIN A; W/Calif. Emission System..... | 70247           |                |             | Return .....  | 70518           |                | *24" 39135  |
|                                      | Pressure; W/O A.P.; W/O-Ring Fitting; Eng. VIN A; W/Calif. Emission System..... | 71042           |                |             | <b>1975</b>   |                 |                |             |
| <b>REPAIR KITS</b>                   | <b>1980</b>   |                 |                |             | <b>6-CYL. 250 ENG.</b>                              |                 |                |             |
|                                      | <b>V-6 3.8 L ENG.</b>   |                 |                |             | Pressure .....                                      |                 |                |             |
|                                      | Pressure; Eng. VIN K; W/O Calif. Emission System.....                           | 71043           |                |             | Return .....  | 71058           |                |             |
|                                      | Pressure; W/A.P.; Eng. VIN A; W/Calif. Emission System.....                     | 71072           |                |             | Return .....  | 70629           |                | *22" 39859  |
|                                      | Pressure; W/O A.P.; W/Flared Fitting; Eng. VIN A; W/Calif. Emission System..... | 70247           |                |             | <b>V-8 350 ENG.; V-8 400 ENG.</b>                   |                 |                |             |
|                                      | Pressure; W/O A.P.; W/O-Ring Fitting; Eng. VIN A; W/Calif. Emission System..... | 71042           |                |             | Pressure .....                                      | 80123           |                |             |
| <b>KIT NUMERICAL</b>                 | <b>1980</b>   |                 |                |             | Return .....  | 70518           |                | *24" 39135  |
|                                      | <b>V-6 3.8 L ENG.</b>   |                 |                |             | <b>1975</b>   |                 |                |             |
|                                      | Pressure; Eng. VIN K; W/O Calif. Emission System.....                           | 71043           |                |             | <b>6-CYL. 250 ENG.</b>                              |                 |                |             |
|                                      | Pressure; W/A.P.; Eng. VIN A; W/Calif. Emission System.....                     | 71072           |                |             | Pressure .....                                      | 71058           |                |             |
|                                      | Pressure; W/O A.P.; W/Flared Fitting; Eng. VIN A; W/Calif. Emission System..... | 70247           |                |             | Return .....  | 70629           |                | *22" 39859  |
|                                      | Pressure; W/O A.P.; W/O-Ring Fitting; Eng. VIN A; W/Calif. Emission System..... | 71042           |                |             | <b>V-8 350 ENG.; V-8 400 ENG.</b>                   |                 |                |             |
|                                      | Pressure; W/O A.P.; W/O-Ring Fitting; Eng. VIN A; W/Calif. Emission System..... | 71042           |                |             | Pressure .....                                      | 80123           |                |             |
| <b>ILLUSTRATIONS</b>                 | <b>1980</b>   |                 |                |             | Return .....  | 70518           |                | *24" 39135  |
|                                      | <b>V-6 3.8 L ENG.</b>   |                 |                |             | <b>1975</b>   |                 |                |             |
|                                      | Pressure; Eng. VIN K; W/O Calif. Emission System.....                           | 71043           |                |             | <b>6-CYL. 250 ENG.</b>                              |                 |                |             |
|                                      | Pressure; W/A.P.; Eng. VIN A; W/Calif. Emission System.....                     | 71072           |                |             | Pressure .....                                      | 71058           |                |             |
|                                      | Pressure; W/O A.P.; W/Flared Fitting; Eng. VIN A; W/Calif. Emission System..... | 70247           |                |             | Return .....  | 70629           |                | *22" 39859  |
|                                      | Pressure; W/O A.P.; W/O-Ring Fitting; Eng. VIN A; W/Calif. Emission System..... | 71042           |                |             | <b>V-8 350 ENG.; V-8 400 ENG.</b>                   |                 |                |             |
|                                      | Pressure; W/O A.P.; W/O-Ring Fitting; Eng. VIN A; W/Calif. Emission System..... | 71042           |                |             | Pressure .....                                      | 80123           |                |             |
|                                      | Pressure; W/O A.P.; W/O-Ring Fitting; Eng. VIN A; W/Calif. Emission System..... | 71042           |                |             | Return .....  | 70518           |                | *24" 39135  |

\* Cut From C.P.E. 3/8" I.D. Hose: 71350 (48"), 81352 (25').  
 † Cut From S.A.E. 11/32" I.D. Hose: 80062 (12"), 80063 (24"), 80064 (36"), 81353 (25').  
 ★ Cut From S.A.E. 3/8" I.D. Hose: 71224 (24"), 71236 (36"), 71206 (48"), 81206 (25'). May Also Use 3/8" C.P.E.  
 † Cut From S.A.E. 5/8" I.D. Hose: 71351 (36').  
 □ Cut From 1/2" I.D. Suction Hose: 71296 (36"), 81354 (10').  
 † Cut From 5/8" I.D. Suction Hose: 71207 (42"), 81355 (10').  
 † Cut From 3/4" I.D. Suction Hose: 71297 (36"), 81356 (10').  
 ☆ See Page A14 For Pump or Gear Identification.

Ⓜ Two Required.  
 Ⓝ Three Required.  
 Ⓞ Four Required.  
 † Cut To Fit.  
 Ⓢ Replaces Both Upper and Lower Hose.  
 ▲ 252660 Adaptor Required For Some Models.  
 † See Page A6 For Installation Procedure.



# Power Steering Hose for Light Trucks

| Application                       | Assembly Number | Multi-Use Hose | End Fitting | Application                                     | Assembly Number | Multi-Use Hose | End Fitting |                                      |
|-----------------------------------|-----------------|----------------|-------------|---|-----------------|----------------|-------------|--------------------------------------|
| <b>CHEVROLET - Continued</b>      |                 |                |             | <b>CHEVROLET - Continued</b>                    |                 |                |             | <b>SYSTEM PUMP &amp; GEAR IDENT.</b> |
| <b>EL CAMINO - Continued</b>      |                 |                |             | <b>EL CAMINO - Continued</b>                    |                 |                |             |                                      |
| <b>1975 - Continued</b>           |                 |                |             | <b>1970 - Continued</b>                         |                 |                |             | <b>SYSTEM &amp; COMPONENT IDENT.</b> |
| <b>V-8 454 ENG.</b>               |                 |                |             | <b>V-8 396 ENG.; V-8 402 ENG.; V-8 454 ENG.</b> |                 |                |             |                                      |
| Pressure .....                    | 70263           |                |             | Pressure .....                                  | 70269           |                |             |                                      |
| Return .....                      | ✕70518          | ★24"           | 39135       | Return .....                                    | ✕70551          | ★28"           | 39135       |                                      |
| <b>1974</b>                       |                 |                |             | <b>1969</b>                                     |                 |                |             | <b>PASS. CARS</b>                    |
| <b>V-8 350 ENG.; V-8 400 ENG.</b> |                 |                |             | <b>6-CYL. 230 ENG.; 6-CYL. 250 ENG.</b>         |                 |                |             |                                      |
| Pressure .....                    | 80123           |                |             | Pressure .....                                  | 71058           |                |             |                                      |
| Return .....                      | ✕70518          | ★24"           | 39135       | Return .....                                    | ✕70551          | ★22"           | 39135       |                                      |
| <b>V-8 454 ENG.</b>               |                 |                |             | <b>V-8 307 ENG.; V-8 350 ENG.</b>               |                 |                |             | <b>LIGHT TRUCKS</b>                  |
| Pressure .....                    | 70263           |                |             | Pressure .....                                  | 70253           |                |             |                                      |
| Return .....                      | ✕70518          | ★24"           | 39135       | Return .....                                    | ✕70551          | ★25"           | 39135       |                                      |
| <b>1973</b>                       |                 |                |             | <b>V-8 396 ENG.</b>                             |                 |                |             | <b>MEDIUM/HEAVY TRUCKS</b>           |
| <b>6-CYL. 250 ENG.</b>            |                 |                |             | <b>6-CYL. 230 ENG.; 6-CYL. 250 ENG.</b>         |                 |                |             |                                      |
| Pressure .....                    | ▲71058          |                |             | Pressure .....                                  | 71058           |                |             |                                      |
| Return .....                      | ✕70629          | ★22"           | 39859       | Return .....                                    | ✕70551          | ★15"           | 39135       |                                      |
| <b>V-8 307 ENG.</b>               |                 |                |             | <b>V-8 307 ENG.; V-8 327 ENG.</b>               |                 |                |             | <b>BUSES</b>                         |
| Pressure .....                    | 70260           |                |             | Pressure .....                                  | 70213           |                |             |                                      |
| Return .....                      | ✕70518          | ★24"           | 39135       | Return .....                                    |                 | ★25"           |             |                                      |
| <b>V-8 350 ENG.</b>               |                 |                |             | <b>V-8 396 ENG.</b>                             |                 |                |             | <b>HOSE NUMERICAL</b>                |
| Pressure .....                    | 80123           |                |             | Pressure .....                                  | 80112           |                |             |                                      |
| Return .....                      | ✕70518          | ★24"           | 39135       | Return .....                                    |                 | ★25"           |             |                                      |
| <b>V-8 454 ENG.</b>               |                 |                |             | <b>1967</b>                                     |                 |                |             | <b>REPAIR KITS</b>                   |
| Pressure .....                    | 70263           |                |             | <b>6-CYL. 230 ENG.</b>                          |                 |                |             |                                      |
| Return .....                      | ✕70518          | ★24"           | 39135       | Return .....                                    |                 | ★24"           |             |                                      |
| <b>1972</b>                       |                 |                |             | <b>6-CYL. 250 ENG.</b>                          |                 |                |             | <b>KIT NUMERICAL</b>                 |
| <b>6-CYL. 250 ENG.</b>            |                 |                |             | <b>6-CYL. 194 ENG.; 6-CYL. 230 ENG.</b>         |                 |                |             |                                      |
| Pressure .....                    | ▲71058          |                |             | Return .....                                    |                 | ★24"           |             |                                      |
| Return .....                      | ✕70629          | ★22"           | 39859       | <b>V-8 283 ENG.; V-8 327 ENG.</b>               |                 |                |             |                                      |
| <b>V-8 307 ENG.</b>               |                 |                |             | <b>V-8 283 ENG.; V-8 327 ENG.; V-8 396 ENG.</b> |                 |                |             | <b>REPAIR KITS</b>                   |
| Pressure .....                    | 70260           |                |             | Pressure .....                                  | 71058           |                |             |                                      |
| Return .....                      | ✕70518          | ★24"           | 39135       | Return .....                                    | ✕70551          | ★15"           | 39135       |                                      |
| <b>V-8 350 ENG.</b>               |                 |                |             | <b>1966-1965</b>                                |                 |                |             | <b>REPAIR KITS</b>                   |
| Pressure .....                    | 80123           |                |             | <b>6-CYL. 194 ENG.; 6-CYL. 230 ENG.</b>         |                 |                |             |                                      |
| Return .....                      | ✕70518          | ★24"           | 39135       | Return .....                                    |                 | ★24"           |             |                                      |
| <b>V-8 402 ENG.; V-8 454 ENG.</b> |                 |                |             | <b>V-8 283 ENG.; V-8 327 ENG.</b>               |                 |                |             | <b>REPAIR KITS</b>                   |
| Pressure .....                    | 70263           |                |             | Pressure .....                                  | 70213           |                |             |                                      |
| Return .....                      | ✕70518          | ★24"           | 39135       | Return .....                                    |                 | ★25"           |             |                                      |
| <b>1971</b>                       |                 |                |             | <b>1964</b>                                     |                 |                |             | <b>REPAIR KITS</b>                   |
| <b>6-CYL. 250 ENG.</b>            |                 |                |             | <b>6-CYL. 194 ENG.; 6-CYL. 230 ENG.</b>         |                 |                |             |                                      |
| Pressure .....                    | ▲71058          |                |             | Return .....                                    |                 | ★24"           |             |                                      |
| Return .....                      | ✕70551          | ★22"           | 39135       | <b>V-8 283 ENG.; V-8 327 ENG.</b>               |                 |                |             |                                      |
| <b>V-8 307 ENG.; V-8 350 ENG.</b> |                 |                |             | <b>V-8 396 ENG.</b>                             |                 |                |             | <b>REPAIR KITS</b>                   |
| Pressure .....                    | 70263           |                |             | Return .....                                    |                 | ★              |             |                                      |
| Return .....                      | ✕70518          | ★28"           | 39135       | <b>1964</b>                                     |                 |                |             |                                      |
| <b>V-8 402 ENG.; V-8 454 ENG.</b> |                 |                |             | <b>6-CYL. 194 ENG.; 6-CYL. 230 ENG.</b>         |                 |                |             | <b>REPAIR KITS</b>                   |
| Pressure .....                    | 70269           |                |             | Return .....                                    |                 | ★24"           |             |                                      |
| Return .....                      | ✕70551          | ★28"           | 39135       | <b>V-8 283 ENG.; V-8 327 ENG.</b>               |                 |                |             |                                      |
| <b>1970</b>                       |                 |                |             | <b>G SERIES VAN</b>                             |                 |                |             | <b>REPAIR KITS</b>                   |
| <b>6-CYL. 250 ENG.</b>            |                 |                |             | <b>1995-1994</b>                                |                 |                |             |                                      |
| Pressure .....                    | ▲71058          |                |             | <b>V-6 4.3 L ENG.</b>                           |                 |                |             |                                      |
| Return .....                      | ✕70551          | ★22"           | 39135       | Pressure .....                                  | 71790           |                |             |                                      |
| <b>V-8 307 ENG.; V-8 350 ENG.</b> |                 |                |             | Return; W/O Cooler .....                        | 80054           |                |             |                                      |
| Pressure .....                    | 70263           |                |             | <b>G SERIES VAN</b>                             |                 |                |             |                                      |
| Return .....                      | ✕70518          | ★28"           | 39135       | <b>1995-1994</b>                                |                 |                |             |                                      |

\* Cut From C.P.E. 3/8" I.D. Hose: 71350 (48"), 81352 (25").  
 † Cut From S.A.E. 11/32" I.D. Hose: 80062 (12"), 80063 (24"), 80064 (36"), 81353 (25").  
 ★ Cut From S.A.E. 3/8" I.D. Hose: 71224 (24"), 71236 (36"), 71206 (48"), 81206 (25"). May Also Use 3/8" C.P.E.  
 ❖ Cut From S.A.E. 5/8" I.D. Hose: 71351 (36").  
 □ Cut From 1/2" I.D. Suction Hose: 71296 (36"), 81354 (10').  
 ❖ Cut From 5/8" I.D. Suction Hose: 71207 (42"), 81355 (10').  
 \* Cut From 3/4" I.D. Suction Hose: 71297 (36"), 81356 (10').  
 ☆ See Page A14 For Pump or Gear Identification.

② Two Required.  
 ③ Three Required.  
 ④ Four Required.  
 ✕ Cut To Fit.  
 \* Replaces Both Upper and Lower Hose.  
 ▲ 252660 Adaptor Required For Some Models.  
 ❖ See Page A6 For Installation Procedure.

**ILLUSTRATIONS**

# Power Steering Hose for Light Trucks

|                                      | Application   | Assembly Number | Multi-Use Hose | End Fitting | Application   | Assembly Number | Multi-Use Hose | End Fitting |
|--------------------------------------|---|-----------------|----------------|-------------|---|-----------------|----------------|-------------|
| <b>SYSTEM PUMP &amp; GEAR IDENT.</b> | <b>CHEVROLET - Continued</b>  |                 |                |             | <b>CHEVROLET - Continued</b>  |                 |                |             |
|                                      | <b>G SERIES VAN - Continued</b>   |                 |                |             | <b>G SERIES VAN - Continued</b>   |                 |                |             |
|                                      | <b>1995-1994 - Continued</b>  |                 |                |             | <b>1993-1992 - Continued</b>  |                 |                |             |
|                                      | <b>V-8 5.0 L ENG.</b>   |                 |                |             | <b>V-8 5.7 L ENG.</b>   |                 |                |             |
| <b>SYSTEM &amp; COMPONENT IDENT.</b> | Pressure .....  | 71789           |                |             | Pressure; Conventional System.....  | 71789           |                |             |
|                                      | Reservoir .....   | 80168           |                |             | Pressure - Hydroboost To Gear; Hydro-boost System .....   | 71788           |                |             |
|                                      | Return; W/Cooler .....  |                 | *18"           |             | Pressure - Pump To Hydroboost; Hydroboost System; W/Brake Warning System.....   | 70405           |                |             |
|                                      | Return; W/O Cooler .....  | 80054           |                |             | Pressure - Pump To Hydroboost; Hydroboost System; W/O Brake Warning System .....  | 70407           |                |             |
| <b>PASS. CARS</b>                    | <b>V-8 5.7 L ENG.</b>   |                 |                |             | <b>V-8 6.2 L DIESEL ENG.</b>  |                 |                |             |
|                                      | Pressure; Conventional System.....  | 71789           |                |             | Pressure - Hydroboost To Gear .....   | 71788           |                |             |
|                                      | Pressure - Hydroboost To Gear; Hydro-boost System .....   | 71788           |                |             | Pressure - Pump To Hydroboost; W/Brake Warning System.....  | 70402           |                |             |
|                                      | Pressure - Pump To Hydroboost; Hydroboost System; W/Brake Warning System.....   | 80055           |                |             | Pressure - Pump To Hydroboost; W/O Brake Warning System .....   | 71786           |                |             |
|                                      | Pressure - Pump To Hydroboost; Hydroboost System; W/O Brake Warning System .....  | 70407           |                |             | Return - Gear To Pump.....  |                 | *18"           |             |
|                                      | Reservoir; Conventional System.....   | 80168           |                |             | Return - Hydroboost To Reservoir .....  |                 |                | *12"        |
|                                      | Return; Conventional System; W/Cooler   |                 | *18"           |             |   |                 |                |             |
|                                      | Return; Conventional System; W/O Cooler .....   | 80054           |                |             |   |                 |                |             |
| <b>LIGHT TRUCKS</b>                  | Return - Cooler To Pump; Hydroboost System.....   |                 | *42"           |             | <b>V-8 7.4 L ENG.</b>   |                 |                |             |
|                                      | Return - Gear To Pump; Hydroboost System; W/O Cooler .....  |                 | *18"           |             | Pressure; Conventional System.....  | 71789           |                |             |
|                                      | Return - Hydroboost To Reservoir; Hydroboost System .....   |                 | *12"           |             | Pressure - Hydroboost To Gear; Hydro-boost System .....   | 71788           |                |             |
|                                      | Return - Sensor To Pump; Hydroboost System.....   |                 | *2"            |             | Pressure - Pump To Hydroboost; Hydroboost System; W/Brake Warning System.....   | 70405           |                |             |
| <b>MEDIUM/HEAVY TRUCKS</b>           | <b>V-8 6.5 L DIESEL ENG.</b>  |                 |                |             | <b>V-8 7.4 L ENG.</b>   |                 |                |             |
|                                      | Pressure - Hydroboost To Gear .....   | 71788           |                |             | Pressure - Pump To Hydroboost; Hydroboost System; W/O Brake Warning System .....  | 70407           |                |             |
|                                      | Pressure - Pump To Hydroboost.....  | 80055           |                |             | Return; Conventional System; W/Cooler   |                 | *18"           |             |
|                                      | Return - Cooler To Pump .....   |                 | *42"           |             | Return - Cooler To Pump; Hydroboost System.....   |                 |                | *15"        |
|                                      | Return - Hydroboost To Reservoir .....  |                 | *12"           |             | Return - Gear To Pump; Hydroboost System; W/O Cooler .....  |                 |                | *18"        |
|                                      | Return - Sensor To Pump .....   |                 | *2"            |             | Return - Hydroboost To Reservoir; Hydroboost System .....   |                 |                | *12"        |
| <b>BUSES</b>                         | <b>V-8 7.4 L ENG.</b>   |                 |                |             | <b>1991-1990</b>  |                 |                |             |
|                                      | Pressure; Conventional System.....  | 71789           |                |             | <b>V-6 4.3 L ENG.</b>   |                 |                |             |
|                                      | Pressure - Hydroboost To Gear; Hydro-boost System .....   | 71788           |                |             | Pressure .....  | 71669           |                |             |
|                                      | Pressure - Pump To Hydroboost; Hydroboost System; W/Brake Warning System.....   | 80055           |                |             | Return .....  |                 | *11"           |             |
|                                      | Pressure - Pump To Hydroboost; Hydroboost System; W/O Brake Warning System .....  | 70407           |                |             | <b>V-8 5.0 L ENG.</b>   |                 |                |             |
|                                      | Return; Conventional System; W/Cooler   |                 | *18"           |             | Pressure .....  | 70422           |                |             |
|                                      | Return - Cooler To Pump; Hydroboost System.....   |                 | *42"           |             | Reservoir .....   | 80168           |                |             |
|                                      | Return - Gear To Pump; Hydroboost System; W/O Cooler .....  |                 | *18"           |             | Return .....  |                 | *14"           |             |
|                                      | Return - Hydroboost To Reservoir; Hydroboost System .....   |                 | *12"           |             | <b>V-8 5.7 L ENG.</b>   |                 |                |             |
|                                      | Return - Sensor To Pump; Hydroboost System.....   |                 | *2"            |             | Pressure; Conventional System.....  | 70422           |                |             |
| <b>REPAIR KITS</b>                   | <b>1993-1992</b>  |                 |                |             | <b>V-8 5.7 L ENG.</b>   |                 |                |             |
|                                      | <b>V-6 4.3 L ENG.</b>   |                 |                |             | <b>V-8 5.7 L ENG.</b>   |                 |                |             |
|                                      | Pressure .....  | 71790           |                |             | Pressure - Hydroboost To Gear; Hydro-boost System .....   | 71770           |                |             |
|                                      | Return; W/O Cooler .....  | 80054           |                |             | Pressure - Pump To Hydroboost; Hydroboost System; W/Brake Warning System.....   | 70405           |                |             |
|                                      | <b>V-8 5.0 L ENG.</b>   |                 |                |             |   |                 |                |             |
|                                      | Pressure .....  | 71789           |                |             |   |                 |                |             |
|                                      | Reservoir .....   | 80168           |                |             |   |                 |                |             |
|                                      | Return; W/Cooler.....   |                 | *18"           |             |   |                 |                |             |
|                                      | Return; W/O Cooler .....  | 80054           |                |             |   |                 |                |             |
| <b>KIT NUMERICAL</b>                 |   |                 |                |             |   |                 |                |             |
| <b>ILLUSTRATIONS</b>                 | <ul style="list-style-type: none"> <li>* Cut From C.P.E. 3/8" I.D. Hose: 71350 (48"), 81352 (25').</li> <li>† Cut From S.A.E. 11/32" I.D. Hose: 80062 (12"), 80063 (24"), 80064 (36"), 81353 (25').</li> <li>★ Cut From S.A.E. 3/8" I.D. Hose: 71224 (24"), 71236 (36"), 71206 (48"), 81206 (25'). May Also Use 3/8" C.P.E.</li> <li>♣ Cut From S.A.E. 5/8" I.D. Hose: 71351 (36').</li> <li>□ Cut From 1/2" I.D. Suction Hose: 71296 (36"), 81354 (10').</li> <li>♠ Cut From 5/8" I.D. Suction Hose: 71207 (42"), 81355 (10').</li> <li>✱ Cut From 3/4" I.D. Suction Hose: 71297 (36"), 81356 (10').</li> <li>☆ See Page A14 For Pump or Gear Identification.</li> </ul> |                 |                |             | <ul style="list-style-type: none"> <li>Ⓜ Two Required.</li> <li>Ⓝ Three Required.</li> <li>Ⓞ Four Required.</li> <li>≠ Cut To Fit.</li> <li>⊙ Replaces Both Upper and Lower Hose.</li> <li>▲ 252660 Adaptor Required For Some Models.</li> <li>♣ See Page A6 For Installation Procedure.</li> </ul> |                 |                |             |

# Power Steering Hose for Light Trucks

| Application  | Assembly Number | Multi-Use Hose | End Fitting | Application  | Assembly Number | Multi-Use Hose | End Fitting |
|--|-----------------|----------------|-------------|--|-----------------|----------------|-------------|
| <b>CHEVROLET - Continued</b>   |                 |                |             | <b>CHEVROLET - Continued</b>   |                 |                |             |
| <b>G SERIES VAN - Continued</b>  |                 |                |             | <b>G SERIES VAN - Continued</b>  |                 |                |             |
| <b>1991-1990 - Continued</b>   |                 |                |             | <b>1989 - Continued</b>  |                 |                |             |
| <b>V-8 5.7 L ENG. - Continued</b>  |                 |                |             | <b>V-8 5.7 L ENG. - Continued</b>  |                 |                |             |
| Pressure - Pump To Hydroboost; Hydroboost System; W/O Brake Warning System ..... | 70407           |                |             | Return - Cooler To Pump; Conventional System.....  | 91899           |                |             |
| Reservoir; Conventional System.....  | 80168           |                |             | Return - Gear To Pump; Hydroboost System; W/Cooler .....                                     | 91899           |                |             |
| Return; Conventional System; W/O Cooler .....                                    |                 | *14"           |             | Return - Gear To Pump; Hydroboost System; W/O Cooler .....                                   |                 | *16"           |             |
| Return - Cooler To Pump; Conventional System.....                                | 91899           |                |             | Return - Hydroboost To Reservoir; Hydroboost System .....                                    |                 | *12"           |             |
| Return - Gear To Pump; Hydroboost System; W/Cooler .....                         | 91899           |                |             | <b>V-8 6.2 L DIESEL ENG.</b>   |                 |                |             |
| Return - Gear To Pump; Hydroboost System; W/O Cooler .....                       |                 | *16"           |             | Pressure - Hydroboost To Gear.....   | 71232           |                |             |
| Return - Hydroboost To Reservoir; Hydroboost System .....                        |                 | *12"           |             | Pressure - Pump To Hydroboost; W/Brake Warning System.....                                   | 70402           |                |             |
| <b>V-8 6.2 L DIESEL ENG.</b>   |                 |                |             | Pressure - Pump To Hydroboost; W/O Brake Warning System.....                                 | 70406           |                |             |
| Pressure - Hydroboost To Gear.....   | 71770           |                |             | Return - Gear To Pump.....   |                 | *18"           |             |
| Pressure - Pump To Hydroboost; W/Brake Warning System.....                       | 70402           |                |             | Return - Hydroboost To Reservoir .....   |                 | *12"           |             |
| Pressure - Pump To Hydroboost; W/O Brake Warning System.....                     | 70406           |                |             | <b>V-8 7.4 L ENG.</b>  |                 |                |             |
| Return - Gear To Pump.....   |                 | *18"           |             | Pressure; Conventional System.....   | 70422           |                |             |
| Return - Hydroboost To Reservoir .....   |                 | *12"           |             | Pressure - Hydroboost To Gear; Hydroboost System .....                                       | 71232           |                |             |
| <b>V-8 7.4 L ENG.</b>  |                 |                |             | Pressure - Pump To Hydroboost; Hydroboost System; W/Brake Warning System.....                | 70405           |                |             |
| Pressure; Conventional System.....   | 70422           |                |             | Pressure - Pump To Hydroboost; Hydroboost System; W/O Brake Warning System .....             | 70407           |                |             |
| Pressure - Hydroboost To Gear; Hydroboost System .....                           | 71770           |                |             | Return; Conventional System; W/O Cooler .....  |                 | *14"           |             |
| Pressure - Pump To Hydroboost; Hydroboost System; W/Brake Warning System.....    | 70405           |                |             | Return - Cooler To Pump; Conventional System.....  |                 | *16"           |             |
| Pressure - Pump To Hydroboost; Hydroboost System; W/O Brake Warning System ..... | 70407           |                |             | Return - Gear To Pump; Hydroboost System; W/O Cooler .....                                   |                 | *16"           |             |
| Return; Conventional System; W/O Cooler .....                                    |                 | *14"           |             | Return - Hydroboost To Reservoir; Hydroboost System .....                                    |                 | *12"           |             |
| Return - Cooler To Pump; Conventional System.....                                |                 | *16"           |             | <b>1988</b>  |                 |                |             |
| Return - Gear To Pump; Hydroboost System; W/O Cooler .....                       |                 | *16"           |             | <b>V-6 4.3 L ENG.</b>  |                 |                |             |
| Return - Hydroboost To Reservoir; Hydroboost System .....                        |                 | *12"           |             | Pressure .....   | 71669           |                |             |
| <b>1989</b>  |                 |                |             | Return .....   |                 | *19"           |             |
| <b>V-6 4.3 L ENG.</b>  |                 |                |             | <b>V-8 5.0 L ENG.</b>  |                 |                |             |
| Pressure .....   | 71669           |                |             | Pressure .....   | 70422           |                |             |
| Return .....   |                 | *19"           |             | Reservoir .....  | 80168           |                |             |
| <b>V-8 5.0 L ENG.</b>  |                 |                |             | Return .....   |                 | *14"           |             |
| Pressure .....   | 70422           |                |             | <b>V-8 5.7 L ENG.</b>  |                 |                |             |
| Reservoir .....  | 80168           |                |             | Pressure; Conventional System.....   | 70422           |                |             |
| Return .....   |                 | *14"           |             | Pressure - Hydroboost To Gear; Hydroboost System .....                                       | 71232           |                |             |
| <b>V-8 5.7 L ENG.</b>  |                 |                |             | Pressure - Pump To Hydroboost; Hydroboost System; Eng. VIN M.....                            | 70416           |                |             |
| Pressure; Conventional System.....   | 70422           |                |             | Pressure - Pump To Hydroboost; Hydroboost System; W/Brake Warning System; Eng. VIN K.....    | 70405           |                |             |
| Pressure - Hydroboost To Gear; Hydroboost System .....                           | 71232           |                |             | Pressure - Pump To Hydroboost; Hydroboost System; W/O Brake Warning System; Eng. VIN K ..... | 70407           |                |             |
| Pressure - Pump To Hydroboost; Hydroboost System; W/Brake Warning System.....    | 70405           |                |             | Reservoir; Conventional System.....  | 80168           |                |             |
| Pressure - Pump To Hydroboost; Hydroboost System; W/O Brake Warning System ..... | 70407           |                |             | Return; Conventional System; W/O Cooler .....  |                 | *14"           |             |
| Reservoir; Conventional System.....  | 80168           |                |             | Return - Cooler To Pump; Conventional System.....  | 91899           |                |             |
| Return; Conventional System; W/O Cooler .....                                    |                 | *14"           |             | Return - Gear To Pump; Hydroboost System; W/Cooler .....                                     | 91899           |                |             |

- \* Cut From C.P.E. 3/8" I.D. Hose: 71350 (48"), 81352 (25).
- † Cut From S.A.E. 1 1/32" I.D. Hose: 80062 (12"), 80063 (24"), 80064 (36"), 81353 (25).
- ★ Cut From S.A.E. 3/8" I.D. Hose: 71224 (24"), 71236 (36"), 71206 (48"), 81206 (25). May Also Use 3/8" C.P.E.
- ♣ Cut From S.A.E. 5/8" I.D. Hose: 71351 (36").
- Cut From 1/2" I.D. Suction Hose: 71296 (36"), 81354 (10').
- ♣ Cut From 5/8" I.D. Suction Hose: 71207 (42"), 81355 (10').
- \* Cut From 3/4" I.D. Suction Hose: 71297 (36"), 81356 (10').
- ☆ See Page A14 For Pump or Gear Identification.

- Ⓜ Two Required.
- Ⓝ Three Required.
- Ⓞ Four Required.
- ≠ Cut To Fit.
- ⊗ Replaces Both Upper and Lower Hose.
- ▲ 252660 Adaptor Required For Some Models.
- ♣ See Page A6 For Installation Procedure.

SYSTEM PUMP & GEAR IDENT.

SYSTEM & COMPONENT IDENT.

PASS. CARS

LIGHT TRUCKS

MEDIUM/HEAVY TRUCKS

BUSES

HOSE NUMERICAL

REPAIR KITS

KIT NUMERICAL

ILLUSTRATIONS

# Power Steering Hose for Light Trucks

|                                      | Application   | Assembly Number | Multi-Use Hose | End Fitting | Application   | Assembly Number | Multi-Use Hose | End Fitting |
|--------------------------------------|---|-----------------|----------------|-------------|---|-----------------|----------------|-------------|
| <b>SYSTEM PUMP &amp; GEAR IDENT.</b> | <b>CHEVROLET - Continued</b>  |                 |                |             | <b>CHEVROLET - Continued</b>  |                 |                |             |
|                                      | <b>G SERIES VAN - Continued</b>   |                 |                |             | <b>G SERIES VAN - Continued</b>   |                 |                |             |
|                                      | <b>1988 - Continued</b>   |                 |                |             | <b>1987 - Continued</b>   |                 |                |             |
|                                      | <b>V-8 5.7 L ENG. - Continued</b>   |                 |                |             | <b>V-8 6.2 L DIESEL ENG. - Continued</b>  |                 |                |             |
| <b>SYSTEM &amp; COMPONENT IDENT.</b> | Return - Gear To Pump; Hydroboost System; W/O Cooler.....                                   |                 | *16"           |             | Pressure - Pump To Hydroboost; W/O Brake Warning System.....                    | 70406           |                | *18"        |
|                                      | Return - Hydroboost To Reservoir; Hydroboost System.....                                    |                 | *12"           |             | Return - Gear To Pump.....  |                 |                | *12"        |
|                                      | <b>V-8 6.2 L DIESEL ENG.</b>  |                 |                |             | <b>1986</b>   |                 |                |             |
|                                      | Pressure - Hydroboost To Gear.....  | 71232           |                |             | <b>V-6 4.3 L ENG.</b>   |                 |                |             |
|                                      | Pressure - Pump To Hydroboost; W/Brake Warning System.....                                  | 70402           |                |             | Pressure.....   | 71268           |                |             |
| <b>PASS. CARS</b>                    | Pressure - Pump To Hydroboost; W/O Brake Warning System.....                                | 70406           |                |             | Reservoir.....  |                 | ❖29"           | *16"        |
|                                      | Return - Gear To Pump.....  |                 | *18"           |             | Return.....   |                 |                |             |
|                                      | Return - Hydroboost To Reservoir.....   |                 | *12"           |             | <b>V-8 5.0 L ENG.</b>   |                 |                |             |
|                                      | <b>V-8 7.4 L ENG.</b>   |                 |                |             | Pressure; W/Auto. Trans.; Eng. VIN H..  | 71231           |                |             |
|                                      | Pressure; Conventional System.....  | 70422           |                |             | Pressure; W/Man. Trans.; Eng. VIN H...  | 71265           |                |             |
|                                      | Pressure - Hydroboost To Gear; Hydroboost System.....                                       | 71232           |                |             | Pressure; W/O Vacuum Disc Brakes; Eng. VIN F.....                               | 71231           |                |             |
| <b>LIGHT TRUCKS</b>                  | Pressure - Pump To Hydroboost; Hydroboost System; W/Brake Warning System.....               | 70405           |                |             | Pressure; W/Vacuum Disc Brakes; Eng. VIN F.....                                 | 71265           |                | *17"        |
|                                      | Pressure - Pump To Hydroboost; Hydroboost System; W/O Brake Warning System.....             | 70407           |                |             | Return; Eng. VIN F.....   |                 | *16"           | *16"        |
|                                      | Return; Conventional System; W/O Cooler.....  |                 | *14"           |             | Return; W/Auto. Trans.; Eng. VIN H.....   |                 | *              |             |
|                                      | Return - Cooler To Pump; Conventional System.....   |                 | *16"           |             | Return; W/Man. Trans.; Eng. VIN H.....  |                 |                |             |
|                                      | Return - Gear To Pump; Hydroboost System; W/O Cooler.....                                   |                 | *16"           |             | <b>V-8 5.7 L ENG.</b>   |                 |                |             |
|                                      | Return - Hydroboost To Reservoir; Hydroboost System.....                                    |                 | *12"           |             | Pressure; Conventional System; Eng. VIN M.....                                  | 71265           |                |             |
| <b>MEDIUM/HEAVY TRUCKS</b>           | <b>1987</b>   |                 |                |             | Pressure; Conventional System; W/O Vacuum Disc Brakes; Eng. VIN L.....          | 71231           |                |             |
|                                      | <b>V-6 4.3 L ENG.</b>   |                 |                |             | Pressure; Conventional System; W/Vacuum Disc Brakes; Eng. VIN L.                | 71265           |                |             |
|                                      | Pressure.....   | 71669           |                |             | Pressure - Hydroboost To Gear; Hydroboost System.....                           | 71232           |                |             |
|                                      | Return.....   |                 | *19"           |             | Pressure - Pump To Hydroboost; Hydroboost System; W/Brake Warning System.....   | 71056           |                |             |
|                                      | <b>V-8 5.0 L ENG.</b>   |                 |                |             | Pressure - Pump To Hydroboost; Hydroboost System; W/O Brake Warning System..... | 70416           |                | *17"        |
| <b>BUSES</b>                         | Pressure.....   | 70422           |                |             | Return; Conventional System.....  |                 |                |             |
|                                      | Reservoir.....  | 80168           |                |             | Return - Gear To Pump; Hydroboost System.....                                   |                 | *16"           |             |
|                                      | Return.....   |                 | *14"           |             | Return - Hydroboost To Reservoir; Hydroboost System.....                        |                 | *12"           |             |
|                                      | <b>V-8 5.7 L ENG.</b>   |                 |                |             | <b>V-8 6.2 L DIESEL ENG.</b>  |                 |                |             |
|                                      | Pressure; Conventional System.....  | 70422           |                |             | Pressure - Hydroboost To Gear; Hydroboost System.....                           | 71232           |                |             |
|                                      | Pressure - Hydroboost To Gear; Hydroboost System.....                                       | 71232           |                |             | Pressure - Pump To Hydroboost; Hydroboost System; W/Brake Warning System.....   | 70416           |                |             |
|                                      | Pressure - Pump To Hydroboost; Hydroboost System; Eng. VIN M.....                           | 70416           |                |             | Pressure - Pump To Hydroboost; Hydroboost System; W/O Brake Warning System..... | 70406           |                | *17"        |
|                                      | Pressure - Pump To Hydroboost; Hydroboost System; W/Brake Warning System; Eng. VIN K.....   | 70405           |                |             | Return - Gear To Pump.....  |                 |                | *12"        |
|                                      | Pressure - Pump To Hydroboost; Hydroboost System; W/O Brake Warning System; Eng. VIN K..... | 70407           |                |             | <b>1985</b>   |                 |                |             |
|                                      | Reservoir; Conventional System.....   | 80168           |                |             | <b>V-6 4.3 L ENG.</b>   |                 |                |             |
|                                      | Return; Conventional System.....  |                 | *14"           |             | Pressure.....   | 71268           |                |             |
|                                      | Return - Gear To Pump; Hydroboost System.....   |                 | *16"           |             | Reservoir.....  |                 | ❖29"           | *16"        |
|                                      | Return - Hydroboost To Reservoir; Hydroboost System.....                                    |                 | *12"           |             | Return.....   |                 |                |             |
|                                      | <b>V-8 6.2 L DIESEL ENG.</b>  |                 |                |             | <b>V-8 5.0 L ENG.</b>   |                 |                |             |
|                                      | Pressure - Hydroboost To Gear.....  | 71232           |                |             | Pressure; W/Auto. Trans.; Eng. VIN H..  | 71231           |                |             |
|                                      | Pressure - Pump To Hydroboost; W/Brake Warning System.....                                  | 70402           |                |             | Pressure; W/Man. Trans.; Eng. VIN H...  | 71265           |                |             |

**ILLUSTRATIONS**

- \* Cut From C.P.E. 3/8" I.D. Hose: 71350 (48"), 81352 (25').
- † Cut From S.A.E. 11/32" I.D. Hose: 80062 (12"), 80063 (24"), 80064 (36"), 81353 (25').
- ★ Cut From S.A.E. 3/8" I.D. Hose: 71224 (24"), 71236 (36"), 71206 (48"), 81206 (25'). May Also Use 3/8" C.P.E.
- ❖ Cut From S.A.E. 5/8" I.D. Hose: 71351 (36").
- Cut From 1/2" I.D. Suction Hose: 71296 (36"), 81354 (10').
- ❖ Cut From 5/8" I.D. Suction Hose: 71207 (42"), 81355 (10').
- \* Cut From 3/4" I.D. Suction Hose: 71297 (36"), 81356 (10').
- ☆ See Page A14 For Pump or Gear Identification.

- Ⓜ Two Required.
- Ⓝ Three Required.
- Ⓞ Four Required.
- Ⓟ Cut To Fit.
- Ⓠ Replaces Both Upper and Lower Hose.
- ▲ 252660 Adaptor Required For Some Models.
- ❖ See Page A6 For Installation Procedure.

# Power Steering Hose for Light Trucks

| Application   | Assembly Number | Multi-Use Hose | End Fitting | Application   | Assembly Number | Multi-Use Hose | End Fitting |
|---|-----------------|----------------|-------------|---|-----------------|----------------|-------------|
| <b>CHEVROLET - Continued</b>  |                 |                |             | <b>CHEVROLET - Continued</b>  |                 |                |             |
| <b>G SERIES VAN - Continued</b>   |                 |                |             | <b>G SERIES VAN - Continued</b>   |                 |                |             |
| <b>1985 - Continued</b>   |                 |                |             | <b>1984 - Continued</b>   |                 |                |             |
| <b>V-8 5.0 L ENG. - Continued</b>   |                 |                |             | <b>V-8 6.2 L DIESEL ENG. - Continued</b>  |                 |                |             |
| Pressure; W/O Vacuum Disc Brakes; Eng. VIN F .....  | 71231           |                |             | Pressure - Pump To Hydroboost; W/Brake Warning System.....                      | 71255           |                |             |
| Pressure; W/Vacuum Disc Brakes; Eng. VIN F .....  | 71265           |                |             | Pressure - Pump To Hydroboost; W/O Brake Warning System.....                    | 71233           |                |             |
| Return; Eng. VIN F .....  |                 | *17"           |             | Return - Gear To Pump.....  |                 | *18"           |             |
| Return; W/Auto. Trans.; Eng. VIN H.....   |                 | *16"           |             | Return - Hydroboost To Pump.....  |                 | *16"           |             |
| Return; W/Man. Trans.; Eng. VIN H .....   |                 | *              |             |   |                 |                |             |
| <b>V-8 5.7 L ENG.</b>   |                 |                |             | <b>1983</b>   |                 |                |             |
| Pressure; Conventional System; Eng. VIN M .....   | 71265           |                |             | <b>6-CYL. 4.1 L ENG.</b>  |                 |                |             |
| Pressure; Conventional System; W/O Vacuum Disc Brakes; Eng. VIN L.....                    | 71231           |                |             | Pressure; W/Calif. Emission System.....   | 71239           |                |             |
| Pressure; Conventional System; W/Vacuum Disc Brakes; Eng. VIN L.                          | 71265           |                |             | Pressure; W/O Calif. Emission System..  | 71230           |                | *16"        |
| Pressure - Hydroboost To Gear; Hydroboost System .....                                    | 71232           |                |             | Return .....  |                 |                |             |
| Pressure - Pump To Hydroboost; Hydroboost System; G20; G25.....                           | 71266           |                |             | <b>V-8 5.0 L ENG.</b>   |                 |                |             |
| Pressure - Pump To Hydroboost; Hydroboost System; W/Brake Warning System; G30; G35 .....  | 71056           |                |             | Pressure .....  | 71231           |                | *18"        |
| Pressure - Pump To Hydroboost; Hydroboost System; W/O Brake Warning System; G30; G35..... | 71145           |                | *17"        | Return .....  |                 |                |             |
| Return; Conventional System .....   |                 |                | *16"        | <b>V-8 5.7 L ENG.</b>   |                 |                |             |
| Return - Gear To Pump; Hydroboost System.....   |                 |                | *12"        | Pressure; Conventional System.....  | 71231           |                |             |
| Return - Hydroboost To Reservoir; Hydroboost System .....                                 |                 |                |             | Pressure - Hydroboost To Gear; Hydroboost System .....                          | 71232           |                |             |
|   |                 |                |             | Pressure - Pump To Hydroboost; Hydroboost System; W/Brake Warning System.....   | 71056           |                |             |
| <b>V-8 6.2 L DIESEL ENG.</b>  |                 |                |             | Pressure - Pump To Hydroboost; Hydroboost System; W/O Brake Warning System..... | 71145           |                | *18"        |
| Pressure - Hydroboost To Gear.....  | 71232           |                |             | Return; Conventional System .....   |                 |                | *21"        |
| Pressure - Pump To Hydroboost; W/Brake Warning System.....                                | 71255           |                |             | Return - Gear To Pump; Hydroboost System.....                                   |                 |                | *17"        |
| Pressure - Pump To Hydroboost; W/O Brake Warning System.....                              | 70406           |                | *17"        | Return - Hydroboost To Pump; Hydroboost System .....                            |                 |                | *17"        |
| Return - Gear To Pump.....  |                 |                | *16"        |   |                 |                |             |
| Return - Hydroboost To Pump .....   |                 |                |             | <b>V-8 6.2 L DIESEL ENG.</b>  |                 |                |             |
|   |                 |                |             | Pressure - Hydroboost To Gear .....   | 71232           |                |             |
| <b>1984</b>   |                 |                |             | Pressure - Pump To Hydroboost; W/Brake Warning System.....                      | 71255           |                |             |
| <b>6-CYL. 4.1 L ENG.</b>  |                 |                |             | Pressure - Pump To Hydroboost; W/O Brake Warning System .....                   | 71233           |                | *18"        |
| Pressure .....  | 71239           |                | *20"        | Return - Gear To Pump.....  |                 |                | *16"        |
| Return .....  |                 |                |             | Return - Hydroboost To Pump .....   |                 |                |             |
| <b>V-8 5.0 L ENG.</b>   |                 |                |             |   |                 |                |             |
| Pressure .....  | 71231           |                | *17"        | <b>1982</b>   |                 |                |             |
| Return .....  |                 |                |             | <b>6-CYL. 4.1 L ENG.</b>  |                 |                |             |
| <b>V-8 5.7 L ENG.</b>   |                 |                |             | Pressure; Conventional System; W/Calif. Emission System.....                    | 71158           |                |             |
| Pressure; Conventional System.....  | 71231           |                |             | Pressure; Conventional System; W/O Calif. Emission System .....                 | 71098           |                |             |
| Pressure - Hydroboost To Gear; Hydroboost System .....                                    | 71232           |                |             | Pressure - Hydroboost To Gear; Hydroboost System .....                          | 71091           |                |             |
| Pressure - Pump To Hydroboost; Hydroboost System; W/Brake Warning System.....             | 71056           |                |             | Pressure - Pump To Hydroboost; Hydroboost System .....                          | 71145           |                | *24"        |
| Pressure - Pump To Hydroboost; Hydroboost System; W/O Brake Warning System .....          | 71145           |                | *17"        | Return; Conventional System .....   |                 |                | *17"        |
| Return; Conventional System .....   |                 |                | *21"        | Return - Gear To Pump; Hydroboost System.....                                   |                 |                | *12"        |
| Return - Gear To Pump; Hydroboost System.....   |                 |                | *17"        | Return - Hydroboost To Pump; Hydroboost System .....                            |                 |                |             |
| <b>V-8 6.2 L DIESEL ENG.</b>  |                 |                |             | <b>V-8 5.0 L ENG.; V-8 5.7 L ENG.</b>   |                 |                |             |
| Pressure - Hydroboost To Gear.....  | 71232           |                |             | Pressure; Conventional System.....  | 71097           |                |             |
|   |                 |                |             | Pressure - Hydroboost To Gear; Hydroboost System .....                          | 71091           |                |             |
|   |                 |                |             | Pressure - Pump To Hydroboost; Hydroboost System .....                          | 71145           |                | *24"        |
|   |                 |                |             | Return; Conventional System .....   |                 |                |             |

- \* Cut From C.P.E. 3/8" I.D. Hose: 71350 (48"), 81352 (25').
- † Cut From S.A.E. 1 1/32" I.D. Hose: 80062 (12"), 80063 (24"), 80064 (36"), 81353 (25').
- ★ Cut From S.A.E. 3/8" I.D. Hose: 71224 (24"), 71236 (36"), 71206 (48"), 81206 (25'). May Also Use 3/8" C.P.E.
- ♣ Cut From S.A.E. 5/8" I.D. Hose: 71351 (36").
- Cut From 1/2" I.D. Suction Hose: 71296 (36"), 81354 (10').
- ♣ Cut From 5/8" I.D. Suction Hose: 71207 (42"), 81355 (10').
- ✱ Cut From 3/4" I.D. Suction Hose: 71297 (36"), 81356 (10').
- ☆ See Page A14 For Pump or Gear Identification.

- Ⓜ Two Required.
- Ⓝ Three Required.
- Ⓞ Four Required.
- ≠ Cut To Fit.
- ⊙ Replaces Both Upper and Lower Hose.
- ▲ 252660 Adaptor Required For Some Models.
- ♣ See Page A6 For Installation Procedure.

SYSTEM PUMP & GEAR IDENT.

SYSTEM & COMPONENT IDENT.

PASS. CARS

LIGHT TRUCKS

MEDIUM/HEAVY TRUCKS

BUSES

HOSE NUMERICAL

REPAIR KITS

KIT NUMERICAL

ILLUSTRATIONS



# Power Steering Hose for Light Trucks

|                                      | Application  | Assembly Number | Multi-Use Hose | End Fitting | Application  | Assembly Number | Multi-Use Hose | End Fitting |
|--------------------------------------|--|-----------------|----------------|-------------|--|-----------------|----------------|-------------|
| <b>SYSTEM PUMP &amp; GEAR IDENT.</b> | <b>CHEVROLET - Continued</b>                                   |                 |                |             | <b>CHEVROLET - Continued</b>                           |                 |                |             |
|                                      | <b>G SERIES VAN - Continued</b>                                |                 |                |             | <b>G SERIES VAN - Continued</b>                        |                 |                |             |
|                                      | <b>1982 - Continued</b>  |                 |                |             | <b>1979 - Continued</b>                                |                 |                |             |
|                                      | <b>V-8 5.0 L ENG.; V-8 5.7 L ENG. - Continued</b>              |                 |                |             | <b>6-CYL. 250 ENG. - Continued</b>                     |                 |                |             |
| <b>SYSTEM &amp; COMPONENT IDENT.</b> | Return - Gear To Pump; Hydroboost System.....                  |                 |                | *17"        | Pressure; Conventional System; W/O-Ring Fitting.....   | 71097           |                |             |
|                                      | Return - Hydroboost To Pump; Hydroboost System .....           |                 |                | *12"        | Pressure - Hydroboost To Gear; Hydroboost System ..... | 71240           |                |             |
|                                      |  |                 |                |             | Return; Conventional System .....                      | ≠70518          | ★24"           | 39135       |
|                                      | <b>1981</b>  |                 |                |             | Return - Gear To Tee; Hydroboost System.....           |                 | ★14"           |             |
|                                      | <b>6-CYL. 4.1 L ENG.</b>                                       |                 |                |             | Return - Hydroboost To Tee; Hydroboost System .....    |                 | ★16"           |             |
| <b>PASS. CARS</b>                    | Pressure; Conventional System; W/Calif. Emission System.....   | 71158           |                |             | Return - Tee To Pump; Hydroboost System.....           |                 | ★              |             |
|                                      | Pressure; Conventional System; W/O Calif. Emission System..... | 71098           |                |             | <b>V-8 305 ENG.; V-8 350 ENG.; V-8 400 ENG.</b>        |                 |                |             |
|                                      | Pressure - Hydroboost To Gear; Hydroboost System .....         | 71091           |                |             | Pressure; Conventional System; W/Flared Fitting.....   | 80124           |                |             |
|                                      | Pressure - Pump To Hydroboost; Hydroboost System .....         | 71145           |                |             | Pressure; Conventional System; W/O-Ring Fitting.....   | 71097           |                |             |
| <b>LIGHT TRUCKS</b>                  | Return; Conventional System .....                              |                 | *              |             | Pressure - Hydroboost To Gear; Hydroboost System ..... | 71240           |                |             |
|                                      | Return - Gear To Pump; Hydroboost System.....                  |                 |                | *24"        | Pressure - Pump To Hydroboost; Hydroboost System ..... | 71029           |                |             |
|                                      | Return - Hydroboost To Pump; Hydroboost System .....           |                 |                | *40"        | Return; Conventional System .....                      | ≠70518          | ★24"           | 39135       |
|                                      | <b>V-8 5.0 L ENG.; V-8 5.7 L ENG.</b>                          |                 |                |             | Return - Gear To Tee; Hydroboost System.....           |                 | ★14"           |             |
|                                      | Pressure; Conventional System.....                             | 71097           |                |             | Return - Hydroboost To Tee; Hydroboost System .....    |                 | ★16"           |             |
|                                      | Pressure - Hydroboost To Gear; Hydroboost System .....         | 71091           |                |             | Return - Tee To Pump; Hydroboost System.....           |                 | ★              |             |
|                                      | Pressure - Pump To Hydroboost; Hydroboost System .....         | 71145           |                |             | <b>1978</b>  |                 |                |             |
|                                      | Return; Conventional System .....                              |                 | *              |             | <b>6-CYL. 250 ENG.; 6-CYL. 292 ENG.</b>                |                 |                |             |
|                                      | Return - Gear To Pump; Hydroboost System.....                  |                 |                | *24"        | Pressure; Conventional System; W/Flared Fitting.....   | 80124           |                |             |
|                                      | Return - Hydroboost To Pump; Hydroboost System .....           |                 |                | *40"        | Pressure; Conventional System; W/O-Ring Fitting.....   | 71097           |                |             |
| <b>MEDIUM/HEAVY TRUCKS</b>           |  |                 |                |             | Pressure - Hydroboost To Gear; Hydroboost System ..... | 91581           |                |             |
|                                      | <b>1980</b>  |                 |                |             | Return; Conventional System .....                      | ≠70518          | ★24"           | 39135       |
|                                      | <b>6-CYL. 4.1 L ENG.</b>                                       |                 |                |             | Return - Gear To Tee; Hydroboost System.....           |                 | ★14"           |             |
| <b>BUSES</b>                         | Pressure; Conventional System.....                             | 71098           |                |             | Return - Hydroboost To Tee; Hydroboost System .....    |                 | ★16"           |             |
|                                      | Pressure - Hydroboost To Gear; Hydroboost System .....         | 71091           |                |             | Return - Tee To Pump; Hydroboost System.....           |                 | ★              |             |
|                                      | Pressure - Pump To Hydroboost; Hydroboost System .....         | 71145           |                |             | <b>V-8 305 ENG.; V-8 350 ENG.; V-8 400 ENG.</b>        |                 |                |             |
|                                      | Return; Conventional System; W/Calif. Emission System.....     |                 |                | *24"        | Pressure; Conventional System; W/Flared Fitting.....   | 80124           |                |             |
| <b>HOSE NUMERICAL</b>                | Return; Conventional System; W/O Calif. Emission System.....   |                 | *              |             | Pressure; Conventional System; W/O-Ring Fitting.....   | 71097           |                |             |
|                                      | Return - Gear To Pump; Hydroboost System.....                  |                 |                | *24"        | Pressure - Hydroboost To Gear; Hydroboost System ..... | 91581           |                |             |
|                                      | Return - Hydroboost To Pump; Hydroboost System .....           |                 |                | *40"        | Pressure - Pump To Hydroboost; Hydroboost System ..... | 71029           |                |             |
|                                      | <b>V-8 5.0 L ENG.; V-8 5.7 L ENG.; V-8 6.6 L ENG.</b>          |                 |                |             | Return; Conventional System .....                      | ≠70518          | ★24"           | 39135       |
|                                      | Pressure; Conventional System.....                             | 71097           |                |             | Return - Gear To Tee; Hydroboost System.....           |                 | ★14"           |             |
|                                      | Pressure - Hydroboost To Gear; Hydroboost System .....         | 71091           |                |             | Return - Hydroboost To Tee; Hydroboost System .....    |                 | ★16"           |             |
|                                      | Pressure - Pump To Hydroboost; Hydroboost System .....         | 71145           |                |             | Return - Tee To Pump; Hydroboost System.....           |                 | ★              |             |
| <b>REPAIR KITS</b>                   | Return; Conventional System .....                              |                 |                | *24"        | 39106  |                 |                |             |
|                                      | Return - Gear To Pump; Hydroboost System.....                  |                 |                | *24"        |  |                 |                |             |
|                                      | Return - Hydroboost To Pump; Hydroboost System .....           |                 |                | *40"        |  |                 |                |             |
| <b>KIT NUMERICAL</b>                 |  |                 |                |             | <b>1979</b>  |                 |                |             |
|                                      | <b>6-CYL. 250 ENG.</b>   |                 |                |             | <b>6-CYL. 250 ENG.</b>                                 |                 |                |             |
|                                      | Pressure; Conventional System; W/Flared Fitting.....           | 80124           |                |             | Pressure; Conventional System.....                     | 70912           |                |             |

|  |  |
|--|--|
| <p><b>ILLUSTRATIONS</b></p> <p>* Cut From C.P.E. 3/8" I.D. Hose: 71350 (48"), 81352 (25').</p> <p>† Cut From S.A.E. 11/32" I.D. Hose: 80062 (12"), 80063 (24"), 80064 (36"), 81353 (25').</p> <p>★ Cut From S.A.E. 3/8" I.D. Hose: 71224 (24"), 71236 (36"), 71206 (48"), 81206 (25'). May Also Use 3/8" C.P.E.</p> <p>♣ Cut From S.A.E. 5/8" I.D. Hose: 71351 (36").</p> <p>□ Cut From 1/2" I.D. Suction Hose: 71296 (36"), 81354 (10').</p> <p>♠ Cut From 5/8" I.D. Suction Hose: 71207 (42"), 81355 (10').</p> <p>✱ Cut From 3/4" I.D. Suction Hose: 71297 (36"), 81356 (10').</p> <p>☆ See Page A14 For Pump or Gear Identification.</p> | <p>Ⓜ Two Required.</p> <p>Ⓝ Three Required.</p> <p>Ⓞ Four Required.</p> <p>≠ Cut To Fit.</p> <p>⬤ Replaces Both Upper and Lower Hose.</p> <p>▲ 252660 Adaptor Required For Some Models.</p> <p>♣ See Page A6 For Installation Procedure.</p> |
|--|--|

# Power Steering Hose for Light Trucks

| Application  | Assembly Number | Multi-Use Hose | End Fitting | Application  | Assembly Number | Multi-Use Hose | End Fitting |
|--|-----------------|----------------|-------------|--|-----------------|----------------|-------------|
| <b>CHEVROLET - Continued</b>                           |                 |                |             | <b>CHEVROLET - Continued</b>                           |                 |                |             |
| <b>G SERIES VAN - Continued</b>                        |                 |                |             | <b>G SERIES VAN - Continued</b>                        |                 |                |             |
| <b>1977 - Continued</b>                                |                 |                |             | <b>1975 - Continued</b>                                |                 |                |             |
| <b>6-CYL. 250 ENG.; 6-CYL. 292 ENG. - Continued</b>    |                 |                |             | <b>V-8 350 ENG.; V-8 400 ENG.</b>                      |                 |                |             |
| Pressure - Hydroboost To Gear; Hydroboost System ..... | 91581           |                |             | Pressure; Conventional System.....                     | 80124           |                |             |
| Return; Conventional System.....                       | ≧70518          | ★24"           | 39135       | Pressure - Hydroboost To Gear; Hydroboost System ..... | 70920           |                |             |
| Return - Gear To Tee; Hydroboost System.....           |                 | ★14"           |             | Pressure - Pump To Hydroboost; Hydroboost System ..... | 70921           |                |             |
| Return - Hydroboost To Tee; Hydroboost System .....    |                 | ★16"           |             | Return; Conventional System .....                      | ≧70518          | ★24"           | 39135       |
| Return - Tee To Pump; Hydroboost System.....           |                 | ★              |             | Return - Gear To Tee; Hydroboost System.....           |                 | ★              |             |
| <b>V-8 305 ENG.; V-8 350 ENG.; V-8 400 ENG.</b>        |                 |                |             | Return - Hydroboost To Tee; Hydroboost System .....    |                 |                |             |
| Pressure; Conventional System.....                     | 80124           |                |             | Return - Tee To Pump; Hydroboost System.....           |                 | ★              |             |
| Pressure - Hydroboost To Gear; Hydroboost System ..... | 91581           |                |             | <b>1974</b>  |                 |                |             |
| Pressure - Pump To Hydroboost; Hydroboost System ..... | 71029           |                |             | <b>6-CYL. 250 ENG.; 6-CYL. 292 ENG.</b>                |                 |                |             |
| Return; Conventional System.....                       | ≧70518          | ★24"           | 39135       | Pressure; Conventional System.....                     | 70912           |                |             |
| Return - Gear To Tee; Hydroboost System.....           |                 | ★14"           |             | Pressure - Hydroboost To Gear; Hydroboost System ..... | 70920           |                |             |
| Return - Hydroboost To Tee; Hydroboost System .....    |                 | ★16"           |             | Pressure - Pump To Hydroboost; Hydroboost System ..... | 70921           |                |             |
| Return - Tee To Pump; Hydroboost System.....           |                 | ★              |             | Return; Conventional System .....                      | ≧70518          | ★24"           | 39135       |
| <b>1976</b>  |                 |                |             | Return - Gear To Tee; Hydroboost System.....           |                 |                |             |
| <b>6-CYL. 250 ENG.; 6-CYL. 292 ENG.</b>                |                 |                |             | Return - Hydroboost To Tee; Hydroboost System .....    |                 |                |             |
| Pressure; Conventional System.....                     | 70912           |                |             | Return - Tee To Pump; Hydroboost System.....           |                 | ★              |             |
| Pressure - Hydroboost To Gear; Hydroboost System ..... | 91581           |                |             | <b>V-8 350 ENG.</b>                                    |                 |                |             |
| Return; Conventional System.....                       | ≧70518          | ★24"           | 39135       | Pressure; Conventional System.....                     | 80124           |                |             |
| Return - Gear To Tee; Hydroboost System.....           |                 | ★14"           |             | Pressure - Hydroboost To Gear; Hydroboost System ..... | 70920           |                |             |
| Return - Hydroboost To Tee; Hydroboost System .....    |                 | ★16"           |             | Pressure - Pump To Hydroboost; Hydroboost System ..... | 70921           |                |             |
| Return - Tee To Pump; Hydroboost System.....           |                 | ★              |             | Return; Conventional System .....                      | ≧70518          | ★24"           | 39135       |
| <b>V-8 350 ENG.; V-8 400 ENG.</b>                      |                 |                |             | Return - Gear To Tee; Hydroboost System.....           |                 |                |             |
| Pressure; Conventional System.....                     | 80124           |                |             | Return - Hydroboost To Tee; Hydroboost System .....    |                 | ★              |             |
| Pressure - Hydroboost To Gear; Hydroboost System ..... | 91581           |                |             | Return - Tee To Pump; Hydroboost System.....           |                 | ★              |             |
| Pressure - Pump To Hydroboost; Hydroboost System ..... | 71029           |                |             | <b>1973</b>  |                 |                |             |
| Return; Conventional System.....                       | ≧70518          | ★24"           | 39135       | <b>6-CYL. 250 ENG.</b>                                 |                 |                |             |
| Return - Gear To Tee; Hydroboost System.....           |                 | ★14"           |             | Pressure; Conventional System.....                     | 70912           |                |             |
| Return - Hydroboost To Tee; Hydroboost System .....    |                 | ★16"           |             | Pressure - Hydroboost To Gear; Hydroboost System ..... | 70920           |                |             |
| Return - Tee To Pump; Hydroboost System.....           |                 | ★              |             | Pressure - Pump To Hydroboost; Hydroboost System ..... | 70921           |                |             |
| <b>1975</b>  |                 |                |             | Return; Conventional System .....                      |                 |                |             |
| <b>6-CYL. 250 ENG.; 6-CYL. 292 ENG.</b>                |                 |                |             | Return - Gear To Tee; Hydroboost System.....           |                 |                |             |
| Pressure; Conventional System.....                     | 70912           |                |             | Return - Hydroboost To Tee; Hydroboost System .....    |                 | ★              |             |
| Pressure - Hydroboost To Gear; Hydroboost System ..... | 70920           |                |             | Return - Tee To Pump; Hydroboost System.....           |                 | ★              |             |
| Pressure - Pump To Hydroboost; Hydroboost System ..... | 70921           |                |             | <b>V-8 307 ENG.; V-8 350 ENG.</b>                      |                 |                |             |
| Return; Conventional System.....                       | ≧70518          | ★24"           | 39135       | Pressure; Conventional System.....                     | 80124           |                |             |
| Return - Gear To Tee; Hydroboost System.....           |                 | ★              |             | Pressure - Hydroboost To Gear; Hydroboost System ..... | 70920           |                |             |
| Return - Hydroboost To Tee; Hydroboost System .....    |                 | ★              |             | Pressure - Pump To Hydroboost; Hydroboost System ..... | 70921           |                |             |
| Return - Tee To Pump; Hydroboost System.....           |                 | ★              |             | Return; Conventional System .....                      | ≧70518          | ★24"           | 39135       |

\* Cut From C.P.E. 3/8" I.D. Hose: 71350 (48"), 81352 (25").  
 † Cut From S.A.E. 11/32" I.D. Hose: 80062 (12"), 80063 (24"), 80064 (36"), 81353 (25").  
 ★ Cut From S.A.E. 3/8" I.D. Hose: 71224 (24"), 71236 (36"), 71206 (48"), 81206 (25"). May Also Use 3/8" C.P.E.  
 ❖ Cut From S.A.E. 5/8" I.D. Hose: 71351 (36").  
 □ Cut From 1/2" I.D. Suction Hose: 71296 (36"), 81354 (10').  
 ❖ Cut From 5/8" I.D. Suction Hose: 71207 (42"), 81355 (10').  
 \* Cut From 3/4" I.D. Suction Hose: 71297 (36"), 81356 (10').  
 ☆ See Page A14 For Pump or Gear Identification.

② Two Required.  
 ③ Three Required.  
 ④ Four Required.  
 ≧ Cut To Fit.  
 \* Replaces Both Upper and Lower Hose.  
 ▲ 252660 Adaptor Required For Some Models.  
 ❖ See Page A6 For Installation Procedure.

SYSTEM PUMP & GEAR IDENT.

SYSTEM & COMPONENT IDENT.

PASS. CARS

LIGHT TRUCKS

MEDIUM/HEAVY TRUCKS

BUSES

HOSE NUMERICAL

REPAIR KITS

KIT NUMERICAL

ILLUSTRATIONS

# Power Steering Hose for Light Trucks

|                                      | Application   | Assembly Number | Multi-Use Hose | End Fitting | Application   | Assembly Number | Multi-Use Hose | End Fitting |
|--------------------------------------|---|-----------------|----------------|-------------|---|-----------------|----------------|-------------|
| <b>SYSTEM PUMP &amp; GEAR IDENT.</b> | <b>CHEVROLET - Continued</b>                                      |                 |                |             | <b>CHEVROLET - Continued</b>  |                 |                |             |
|                                      | <b>G SERIES VAN - Continued</b>                                   |                 |                |             | <b>P SERIES VAN - Continued</b>   |                 |                |             |
|                                      | <b>1973 - Continued</b>   |                 |                |             | <b>1995 - Continued</b>   |                 |                |             |
|                                      | <b>V-8 307 ENG.; V-8 350 ENG. - Continued</b>                     |                 |                |             | <b>V-6 4.3 L ENG. - Continued</b>   |                 |                |             |
| <b>SYSTEM &amp; COMPONENT IDENT.</b> | Return - Gear To Tee; Hydroboost System.....                      |                 | ★              |             | Pressure - Hydroboost To Gear; Hydroboost System; W/Front I-Beam Suspension; Exc. Motor Home..... | 91537           |                |             |
|                                      | Return - Hydroboost To Tee; Hydroboost System.....                |                 | ★              |             | Pressure - Hydroboost To Gear; Hydroboost System; W/O Front I-Beam Suspension.....                | 91470           |                |             |
|                                      | Return - Tee To Pump; Hydroboost System.....                      |                 | ★              |             | Pressure - Pump To Hydroboost; Hydroboost System; W/Brake Warning System.....                     | 91820           |                |             |
| <b>PASS. CARS</b>                    | <b>1972-1971</b>  |                 |                |             | <b>1995 - Continued</b>   |                 |                |             |
|                                      | <b>6-CYL. 250 ENG.; V-8 307 ENG.; V-8 350 ENG.</b>                |                 |                |             | <b>V-6 4.3 L ENG. - Continued</b>   |                 |                |             |
|                                      | Pressure.....   | 70912           |                |             | Pressure - Pump To Hydroboost; Hydroboost System; W/O Brake Warning System.....                   | 71250           |                |             |
|                                      | Return.....   |                 | ★24"           |             | Return; Conventional System.....  |                 | *              |             |
|                                      | <b>LLV (POSTAL VEHICLE)</b>                                       |                 |                |             | <b>1995 - Continued</b>   |                 |                |             |
|                                      | <b>1995-1994</b>  |                 |                |             | <b>Return - Gear To Pump; Hydroboost System.....</b>  |                 |                |             |
|                                      | <b>4-CYL. 2.2 L ENG.</b>  |                 |                |             | <b>Return - Hydroboost To Pump; Hydroboost System.....</b>  |                 |                |             |
|                                      | Pressure.....   | 92031           |                |             |   |                 | *20"           |             |
|                                      | Return.....   | 92097           |                |             |   |                 | *34"           |             |
| <b>LIGHT TRUCKS</b>                  | <b>1993-1987</b>  |                 |                |             | <b>V-8 5.7 L ENG.</b>   |                 |                |             |
|                                      | <b>4-CYL. 2.5 L ENG.</b>  |                 |                |             | Pressure; Conventional System.....  |                 |                |             |
|                                      | Pressure - Pump To Tee.....                                       | 80343           |                |             | Pressure - Hydroboost To Gear; Hydroboost System; W/Front I-Beam Suspension.....                  | 91537           |                |             |
|                                      | Pressure - Tee To Gear.....                                       | 80342           |                |             | Pressure - Hydroboost To Gear; Hydroboost System; W/O Front I-Beam Suspension.....                | 91470           |                |             |
|                                      | Return.....   | 80344           |                |             | Pressure - Pump To Hydroboost; Hydroboost System; W/Brake Warning System.....                     | 91820           |                |             |
| <b>MEDIUM/HEAVY TRUCKS</b>           | <b>LUMINA APV</b>   |                 |                |             | <b>1995 - Continued</b>   |                 |                |             |
|                                      | <b>1995-1992</b>  |                 |                |             | <b>Pressure - Pump To Hydroboost; Hydroboost System; W/O Brake Warning System.....</b>            |                 |                |             |
|                                      | <b>V-6 3.1 L ENG.</b>   |                 |                |             | <b>Return; Conventional System.....</b>   |                 |                |             |
|                                      | Pressure.....   | 91674           |                |             | Return - Gear To Pump; Hydroboost System.....   |                 | *              |             |
|                                      | Return - Cooler To Pipe.....                                      |                 | *12"           |             | Return - Gear To Pump; Hydroboost System.....   |                 | *14"           |             |
|                                      | Return - Gear To Cooler.....                                      |                 | *11"           |             | Return - Hydroboost To Pump; Hydroboost System.....   |                 | *33"           |             |
| <b>BUSES</b>                         |   |                 | *3"            |             | <b>V-8 6.5 L DIESEL ENG.</b>  |                 |                |             |
|                                      | Return - Pipe To Pump; W/Cooler.....                              |                 |                |             | Pressure - Hydroboost To Gear; W/Front I-Beam Suspension.....                                     |                 |                |             |
|                                      | <b>V-6 3.8 L ENG.</b>   |                 |                |             | Pressure - Hydroboost To Gear; W/O Front I-Beam Suspension.....                                   |                 |                |             |
|                                      | Pressure.....   | 91710           |                |             | Pressure - Pump To Hydroboost; Motor Home.....  | 80065           |                |             |
|                                      | Return - Cooler To Pump.....                                      |                 | *24"           |             | Pressure - Pump To Hydroboost; W/Brake Warning System; Exc. Motor Home.....                       | 91821           |                |             |
|                                      | Return - From Gear; W/Cooler.....                                 | 91939           |                |             | Pressure - Pump To Hydroboost; W/O Brake Warning System; Exc. Motor Home.....                     | 91822           |                |             |
| <b>HOSE NUMERICAL</b>                | <b>1991-1990</b>  |                 |                |             | <b>Return - Gear To Pump; Exc. Motor Home.....</b>  |                 |                |             |
|                                      | <b>V-6 3.1 L ENG.</b>   |                 |                |             | <b>Return - Gear To Pump; Motor Home... Motor Home.....</b>                                       |                 |                |             |
|                                      | Pressure.....   | 91674           |                |             | Return - Hydroboost To Pump; Exc. Motor Home.....   |                 | *14"           |             |
|                                      | Return - Cooler To Pipe.....                                      |                 | *12"           |             | Return - Gear To Pump; Motor Home... Motor Home.....  |                 | *              |             |
|                                      | Return - Gear To Cooler.....                                      |                 | *11"           |             | Return - Hydroboost To Pump; Motor Home.....  |                 | *33"           |             |
|                                      | Return - Pipe To Pump; W/Cooler.....                              |                 | *3"            |             | Return - Hydroboost To Pump; Motor Home.....  |                 | *              |             |
| <b>REPAIR KITS</b>                   | <b>LUV PICKUP</b>   |                 |                |             | <b>V-8 7.4 L ENG.</b>   |                 |                |             |
|                                      | <b>1982-1981</b>  |                 |                |             | Pressure; Conventional System.....  |                 |                |             |
|                                      | <b>4-CYL. 1.8 L ENG.</b>  |                 |                |             | Pressure - Hydroboost To Gear; Hydroboost System; W/Front I-Beam Suspension.....                  |                 |                |             |
|                                      | Reservoir.....  |                 | ♣              |             | Pressure - Hydroboost To Gear; Hydroboost System; W/O Front I-Beam Suspension.....                | 71096           |                |             |
|                                      | Return - Cooler To Reservoir.....                                 |                 | *              |             | Pressure - Hydroboost To Gear; Hydroboost System; W/O Front I-Beam Suspension.....                | 91537           |                |             |
| <b>KIT NUMERICAL</b>                 | <b>P SERIES VAN</b>   |                 |                |             | <b>1995</b>   |                 |                |             |
|                                      | <b>1995</b>   |                 |                |             | <b>V-6 4.3 L ENG.</b>   |                 |                |             |
|                                      | <b>V-6 4.3 L ENG.</b>   |                 |                |             | Pressure; Conventional System.....  |                 |                |             |
|                                      | Pressure - Conventional System.....                               | 71248           |                |             | Pressure - Hydroboost To Gear; Hydroboost System; W/O Front I-Beam Suspension.....                | 91470           |                |             |
|                                      | Pressure - Hydroboost To Gear; Hydroboost System; Motor Home..... | 91727           |                |             |   |                 |                |             |

\* Cut From C.P.E. 3/8" I.D. Hose: 71350 (48"), 81352 (25').  
 † Cut From S.A.E. 11/32" I.D. Hose: 80062 (12"), 80063 (24"), 80064 (36"), 81353 (25').  
 ★ Cut From S.A.E. 3/8" I.D. Hose: 71224 (24"), 71236 (36"), 71206 (48"), 81206 (25'). May Also Use 3/8" C.P.E.  
 † Cut From S.A.E. 5/8" I.D. Hose: 71351 (36").  
 □ Cut From 1/2" I.D. Suction Hose: 71296 (36"), 81354 (10').  
 † Cut From 5/8" I.D. Suction Hose: 71207 (42"), 81355 (10').  
 \* Cut From 3/4" I.D. Suction Hose: 71297 (36"), 81356 (10').  
 ☆ See Page A14 For Pump or Gear Identification.

② Two Required.  
 ③ Three Required.  
 ④ Four Required.  
 < Cut To Fit.  
 ♣ Replaces Both Upper and Lower Hose.  
 ▲ 252660 Adaptor Required For Some Models.  
 ♣ See Page A6 For Installation Procedure.

# Power Steering Hose for Light Trucks

| Application  | Assembly Number | Multi-Use Hose | End Fitting | Application  | Assembly Number | Multi-Use Hose | End Fitting |
|--|-----------------|----------------|-------------|--|-----------------|----------------|-------------|
| <b>CHEVROLET - Continued</b>   |                 |                |             | <b>CHEVROLET - Continued</b>   |                 |                |             |
| <b>P SERIES VAN - Continued</b>  |                 |                |             | <b>P SERIES VAN - Continued</b>  |                 |                |             |
| <b>1995 - Continued</b>  |                 |                |             | <b>1994 - Continued</b>  |                 |                |             |
| <b>V-8 7.4 L ENG. - Continued</b>  |                 |                |             | <b>V-8 6.5 L DIESEL ENG. - Continued</b>   |                 |                |             |
| Pressure - Pump To Hydroboost; Hydroboost System; W/Brake Warning System; Exc. Motor Home.....   | 91820           |                |             | Pressure - Pump To Hydroboost; W/Brake Warning System; Exc. Motor Home.....                      | 91821           |                |             |
| Pressure - Pump To Hydroboost; Hydroboost System; W/O Brake Warning System; Exc. Motor Home..... | 71249           |                |             | Pressure - Pump To Hydroboost; W/O Brake Warning System; Exc. Motor Home.....                    | 91822           |                |             |
| Return; Conventional System.....   |                 | *              |             | Return - Gear To Pump; Exc. Motor Home.....  |                 | *14"           |             |
| Return - Gear To Pump; Hydroboost System; Exc. Motor Home.....                                   |                 | *8"            |             | Return - Gear To Pump; Motor Home... Return - Hydroboost To Pump; Exc. Motor Home.....           |                 | *              |             |
| Return - Gear To Pump; Hydroboost System; Motor Home.....  |                 | *              |             | Return - Hydroboost To Pump; Motor Home.....   |                 | *33"           |             |
| Return - Hydroboost To Pump; Hydroboost System; Exc. Motor Home.....                             |                 | *33"           |             |  |                 | *              |             |
| Return - Hydroboost To Pump; Hydroboost System; Motor Home.....                                  |                 | *              |             | <b>V-8 7.4 L ENG.</b>  |                 |                |             |
|  |                 |                |             | Pressure; Conventional System.....   | 71096           |                |             |
|  |                 |                |             | Pressure - Hydroboost To Gear; Hydroboost System; W/Front I-Beam Suspension.....                 | 91537           |                |             |
|  |                 |                |             | Pressure - Hydroboost To Gear; Hydroboost System; W/O Front I-Beam Suspension.....               | 91470           |                |             |
|  |                 |                |             | Pressure - Pump To Hydroboost; Hydroboost System; Motor Home.....                                | 80058           |                |             |
|  |                 |                |             | Pressure - Pump To Hydroboost; Hydroboost System; W/Brake Warning System; Exc. Motor Home.....   | 91820           |                |             |
|  |                 |                |             | Pressure - Pump To Hydroboost; Hydroboost System; W/O Brake Warning System; Exc. Motor Home..... | 71249           |                |             |
|  |                 |                |             | Return; Conventional System.....   |                 | *              |             |
|  |                 |                |             | Return - Gear To Pump; Hydroboost System; Exc. Motor Home.....                                   |                 | *8"            |             |
|  |                 |                |             | Return - Gear To Pump; Hydroboost System; Motor Home.....  |                 | *              |             |
|  |                 |                |             | Return - Hydroboost To Pump; Hydroboost System; Exc. Motor Home.....                             |                 | *33"           |             |
|  |                 |                |             | Return - Hydroboost To Pump; Hydroboost System; Motor Home.....                                  |                 | *              |             |
|  |                 |                |             | <b>1993</b>  |                 |                |             |
|  |                 |                |             | <b>V-6 4.3 L ENG.</b>  |                 |                |             |
|  |                 |                |             | Pressure; Conventional System.....   | 91729           |                |             |
|  |                 |                |             | Pressure - Hydroboost To Gear; Hydroboost System; W/Front I-Beam Suspension.....                 | 91537           |                |             |
|  |                 |                |             | Pressure - Hydroboost To Gear; Hydroboost System; W/O Front I-Beam Suspension.....               | 91470           |                |             |
|  |                 |                |             | Pressure - Pump To Hydroboost; Hydroboost System; W/Brake Warning System.....                    | 91820           |                |             |
|  |                 |                |             | Pressure - Pump To Hydroboost; Hydroboost System; W/O Brake Warning System.....                  | 71250           |                |             |
|  |                 |                |             | Return; Conventional System.....   |                 | *              |             |
|  |                 |                |             | Return - Gear To Pump; Hydroboost System.....  |                 | *14"           |             |
|  |                 |                |             | Return - Hydroboost To Pump; Hydroboost System.....  |                 | *33"           |             |
|  |                 |                |             | <b>V-8 6.5 L DIESEL ENG.</b>   |                 |                |             |
| Pressure - Hydroboost To Gear; W/Front I-Beam Suspension.....                                    | 91537           |                |             | Pressure - Hydroboost To Gear; Hydroboost System; W/Front I-Beam Suspension.....                 | 91729           |                |             |
| Pressure - Hydroboost To Gear; W/O Front I-Beam Suspension.....                                  | 91470           |                |             | Pressure - Hydroboost To Gear; Hydroboost System; W/O Front I-Beam Suspension.....               | 91537           |                |             |
| Pressure - Pump To Hydroboost; Motor Home.....   | 80057           |                |             | Pressure - Pump To Hydroboost; Hydroboost System; W/Brake Warning System.....                    | 91470           |                |             |
|  |                 |                |             | Pressure - Pump To Hydroboost; Hydroboost System; W/O Brake Warning System.....                  | 71256           |                |             |
|  |                 |                |             | Return; Conventional System.....   | 71250           |                |             |
|  |                 |                |             | Return - Gear To Pump; Hydroboost System.....  |                 | *              |             |
|  |                 |                |             | Return - Gear To Pump; Hydroboost System.....  |                 | *20"           |             |
|  |                 |                |             | Return - Hydroboost To Pump; Hydroboost System.....  |                 | *34"           |             |
|  |                 |                |             | <b>V-8 5.7 L ENG.</b>  |                 |                |             |
|  |                 |                |             | Pressure; Conventional System.....   | 71248           |                |             |
|  |                 |                |             | Pressure - Hydroboost To Gear; Hydroboost System; W/Front I-Beam Suspension.....                 | 91537           |                |             |

|                           |
|---------------------------|
| SYSTEM PUMP & GEAR IDENT. |
| SYSTEM & COMPONENT IDENT. |
| PASS. CARS                |
| LIGHT TRUCKS              |
| MEDIUM/HEAVY TRUCKS       |
| BUSES                     |
| HOSE NUMERICAL            |
| REPAIR KITS               |
| KIT NUMERICAL             |
| ILLUSTRATIONS             |

\* Cut From C.P.E. 3/8" I.D. Hose: 71350 (48"), 81352 (25').  
 † Cut From S.A.E. 1 1/32" I.D. Hose: 80062 (12"), 80063 (24"), 80064 (36"), 81353 (25').  
 ★ Cut From S.A.E. 3/8" I.D. Hose: 71224 (24"), 71236 (36"), 71206 (48"), 81206 (25'). May Also Use 3/8" C.P.E.  
 ❖ Cut From S.A.E. 5/8" I.D. Hose: 71351 (36").  
 □ Cut From 1/2" I.D. Suction Hose: 71296 (36"), 81354 (10').  
 ❖ Cut From 5/8" I.D. Suction Hose: 71207 (42"), 81355 (10').  
 \* Cut From 3/4" I.D. Suction Hose: 71297 (36"), 81356 (10').  
 ☆ See Page A14 For Pump or Gear Identification.

Ⓜ Two Required.  
 Ⓝ Three Required.  
 Ⓞ Four Required.  
 ≍ Cut To Fit.  
 Ⓢ Replaces Both Upper and Lower Hose.  
 ▲ 252660 Adaptor Required For Some Models.  
 ❖ See Page A6 For Installation Procedure.

# Power Steering Hose for Light Trucks

|                                      | Application  | Assembly Number | Multi-Use Hose | End Fitting | Application  | Assembly Number | Multi-Use Hose | End Fitting |
|--------------------------------------|--|-----------------|----------------|-------------|--|-----------------|----------------|-------------|
| <b>SYSTEM PUMP &amp; GEAR IDENT.</b> | <b>CHEVROLET - Continued</b>   |                 |                |             | <b>CHEVROLET - Continued</b>   |                 |                |             |
|                                      | <b>P SERIES VAN - Continued</b>  |                 |                |             | <b>P SERIES VAN - Continued</b>  |                 |                |             |
|                                      | <b>1993 - Continued</b>  |                 |                |             | <b>1992 - Continued</b>  |                 |                |             |
|                                      | <b>V-8 5.7 L ENG. - Continued</b>  |                 |                |             | <b>V-6 4.3 L ENG. - Continued</b>  |                 |                |             |
| <b>SYSTEM &amp; COMPONENT IDENT.</b> | Pressure - Hydroboost To Gear; Hydroboost System; W/O Front I-Beam Suspension..... | 91470           |                |             | Pressure - Pump To Hydroboost; Hydroboost System; W/O Brake Warning System.....                  | 71256           |                |             |
|                                      | Pressure - Pump To Hydroboost; Hydroboost System; W/Brake Warning System.....      | 71256           |                |             | Return; Conventional System.....   |                 | *              |             |
|                                      | Pressure - Pump To Hydroboost; Hydroboost System; W/O Brake Warning System.....    | 71250           |                |             | Return - Gear To Pump; Hydroboost System.....  |                 | *20"           |             |
| <b>PASS. CARS</b>                    | Return; Conventional System.....   |                 | *              |             | Return - Hydroboost To Pump; Hydroboost System.....  |                 | *34"           |             |
|                                      | Return - Gear To Pump; Hydroboost System.....                                      |                 | *14"           |             | <b>V-8 5.7 L ENG.</b>  |                 |                |             |
|                                      | Return - Hydroboost To Pump; Hydroboost System.....                                |                 | *33"           |             | Pressure; Conventional System.....   | 71248           |                |             |
|                                      | <b>V-8 6.2 L DIESEL ENG.</b>   |                 |                |             | Pressure - Hydroboost To Gear; Hydroboost System; W/Front I-Beam Suspension.....                 | 91537           |                |             |
|                                      | Pressure - Hydroboost To Gear; W/Front I-Beam Suspension.....                      | 91537           |                |             | Pressure - Hydroboost To Gear; Hydroboost System; W/O Front I-Beam Suspension.....               | 91470           |                |             |
| <b>LIGHT TRUCKS</b>                  | Pressure - Hydroboost To Gear; W/O Front I-Beam Suspension.....                    | 91470           |                |             | Pressure - Pump To Hydroboost; Hydroboost System; W/Brake Warning System.....                    | 71256           |                |             |
|                                      | Pressure - Pump To Hydroboost; Exc. Motor Home.....                                | 80150           |                |             | Pressure - Pump To Hydroboost; Hydroboost System; W/O Brake Warning System.....                  | 71250           |                |             |
|                                      | Pressure - Pump To Hydroboost; Motor Home.....                                     | 70411           |                |             | Return; Conventional System.....   |                 | *              |             |
|                                      | Return - Gear To Pump; Exc. Motor Home.....  |                 | *14"           |             | Return - Gear To Pump; Hydroboost System.....  |                 | *14"           |             |
|                                      | Return - Gear To Pump; Motor Home... ..  |                 | *              |             | Return - Hydroboost To Pump; Hydroboost System.....  |                 | *33"           |             |
| <b>MEDIUM/HEAVY TRUCKS</b>           | Return - Hydroboost To Pump; Exc. Motor Home.....                                  |                 | *33"           |             | <b>V-8 6.2 L DIESEL ENG.</b>   |                 |                |             |
|                                      | Return - Hydroboost To Pump; Motor Home.....                                       |                 | *              |             | Pressure - Hydroboost To Gear; W/Front I-Beam Suspension.....                                    | 91537           |                |             |
|                                      | <b>V-8 7.4 L ENG.</b>  |                 |                |             | Pressure - Hydroboost To Gear; W/O Front I-Beam Suspension.....                                  | 91470           |                |             |
|                                      | Pressure; Conventional System.....   | 71096           |                |             | Pressure - Pump To Hydroboost; Hydroboost System; W/Brake Warning System; Exc. Motor Home.....   | 71256           |                |             |
|                                      | Pressure - Hydroboost To Gear; Hydroboost System; W/Front I-Beam Suspension.....   | 91537           |                |             | Pressure - Pump To Hydroboost; Motor Home.....   | 70411           |                |             |
| <b>BUSES</b>                         | Pressure - Hydroboost To Gear; Hydroboost System; W/O Front I-Beam Suspension..... | 91470           |                |             | Pressure - Pump To Hydroboost; W/O Brake Warning System; Exc. Motor Home.....                    | 80150           |                |             |
|                                      | Pressure - Pump To Hydroboost; Hydroboost System; Exc. Motor Home..                | 71249           |                |             | Return - Gear To Pump; Exc. Motor Home.....  |                 | *14"           |             |
|                                      | Pressure - Pump To Hydroboost; Hydroboost System; Motor Home.....                  | 80058           |                |             | Return - Gear To Pump; Motor Home... ..  |                 | *              |             |
|                                      | Return; Conventional System.....   |                 | *              |             | Return - Hydroboost To Pump; Exc. Motor Home.....  |                 | *33"           |             |
|                                      | Return - Gear To Pump; Hydroboost System; Exc. Motor Home.....                     |                 | *8"            |             | Return - Hydroboost To Pump; Motor Home.....   |                 | *              |             |
|                                      | Return - Gear To Pump; Hydroboost System; Motor Home.....                          |                 | *              |             | Return - Hydroboost To Pump; Motor Home.....   |                 | *              |             |
|                                      | Return - Hydroboost To Pump; Hydroboost System; Exc. Motor Home.....               |                 | *33"           |             | <b>V-8 7.4 L ENG.</b>  |                 |                |             |
|                                      | Return - Hydroboost To Pump; Hydroboost System; Motor Home.....                    |                 | *              |             | Pressure; Conventional System.....   | 71096           |                |             |
| <b>REPAIR KITS</b>                   | <b>1992</b>  |                 |                |             | Pressure - Hydroboost To Gear; Hydroboost System; W/Front I-Beam Suspension.....                 | 91537           |                |             |
|                                      | <b>V-6 4.3 L ENG.</b>  |                 |                |             | Pressure - Hydroboost To Gear; Hydroboost System; W/O Front I-Beam Suspension.....               | 91470           |                |             |
|                                      | Pressure; Conventional System.....   | 91729           |                |             | Pressure - Pump To Hydroboost; Hydroboost System; Exc. Motor Home; W/Brake Warning System.....   | 71256           |                |             |
|                                      | Pressure - Hydroboost To Gear; Hydroboost System; W/Front I-Beam Suspension.....   | 91537           |                |             | Pressure - Pump To Hydroboost; Hydroboost System; Exc. Motor Home; W/O Brake Warning System..... | 71249           |                |             |
| <b>KIT NUMERICAL</b>                 | Pressure - Hydroboost To Gear; Hydroboost System; W/O Front I-Beam Suspension..... | 91470           |                |             | Pressure - Pump To Hydroboost; Hydroboost System; Motor Home.....                                | 80058           |                |             |
|                                      | Pressure - Pump To Hydroboost; Hydroboost System; W/Brake Warning System.....      | 71250           |                |             | Return; Conventional System.....   |                 | *              |             |

|   |   |
|---|---|
| <p><b>ILLUSTRATIONS</b></p> <ul style="list-style-type: none"> <li>* Cut From C.P.E. 3/8" I.D. Hose: 71350 (48"), 81352 (25').</li> <li>† Cut From S.A.E. 11/32" I.D. Hose: 80062 (12"), 80063 (24"), 80064 (36"), 81353 (25').</li> <li>★ Cut From S.A.E. 3/8" I.D. Hose: 71224 (24"), 71236 (36"), 71206 (48"), 81206 (25'). May Also Use 3/8" C.P.E.</li> <li>♣ Cut From S.A.E. 5/8" I.D. Hose: 71351 (36").</li> <li>□ Cut From 1/2" I.D. Suction Hose: 71296 (36"), 81354 (10').</li> <li>♠ Cut From 5/8" I.D. Suction Hose: 71207 (42"), 81355 (10').</li> <li>✦ Cut From 3/4" I.D. Suction Hose: 71297 (36"), 81356 (10').</li> <li>☆ See Page A14 For Pump or Gear Identification.</li> </ul> | <ul style="list-style-type: none"> <li>Ⓜ Two Required.</li> <li>Ⓝ Three Required.</li> <li>Ⓞ Four Required.</li> <li>⊂ Cut To Fit.</li> <li>⊛ Replaces Both Upper and Lower Hose.</li> <li>▲ 252660 Adaptor Required For Some Models.</li> <li>♣ See Page A6 For Installation Procedure.</li> </ul> |
|---|---|





# Power Steering Hose for Light Trucks

|                                      | Application  | Assembly Number | Multi-Use Hose | End Fitting | Application   | Assembly Number | Multi-Use Hose | End Fitting |
|--------------------------------------|--|-----------------|----------------|-------------|---|-----------------|----------------|-------------|
| <b>SYSTEM PUMP &amp; GEAR IDENT.</b> | <b>CHEVROLET - Continued</b>   |                 |                |             | <b>CHEVROLET - Continued</b>  |                 |                |             |
|                                      | <b>P SERIES VAN - Continued</b>  |                 |                |             | <b>P SERIES VAN - Continued</b>   |                 |                |             |
|                                      | <b>1990 - Continued</b>  |                 |                |             | <b>1989 - Continued</b>   |                 |                |             |
|                                      | <b>V-8 5.7 L ENG. - Continued</b>  |                 |                |             | <b>6-CYL. 4.8 L ENG. - Continued</b>  |                 |                |             |
| <b>SYSTEM &amp; COMPONENT IDENT.</b> | Pressure - Hydroboost To Gear; Hydroboost System; W/Front I-Beam Suspension.....   | 91537           |                |             | Pressure - Pump To Hydroboost; Hydroboost System; W/Brake Warning System.....             | 71078           |                |             |
|                                      | Pressure - Hydroboost To Gear; Hydroboost System; W/O Front I-Beam Suspension..... | 91470           |                |             | Pressure - Pump To Hydroboost; Hydroboost System; W/O Brake Warning System.....           | 71147           |                |             |
|                                      | Pressure - Pump To Hydroboost; Hydroboost System; W/Brake Warning System.....      | 71256           |                |             | Return; Conventional System.....  |                 | *              |             |
| <b>PASS. CARS</b>                    | Pressure - Pump To Hydroboost; Hydroboost System; W/O Brake Warning System.....    | 71250           |                |             | Return - Gear To Pump; Hydroboost System.....   |                 |                | *10"        |
|                                      | Return; Conventional System.....   |                 | *              |             | Return - Hydroboost To Pump; Hydroboost System.....                                       |                 |                | *30"        |
|                                      | Return - Gear To Pump; Hydroboost System.....                                      |                 |                | *14"        |   |                 |                |             |
|                                      | Return - Hydroboost To Pump; Hydroboost System.....                                |                 |                | *33"        | <b>V-8 5.7 L ENG.</b>   |                 |                |             |
|                                      | <b>V-8 6.2 L DIESEL ENG.</b>   |                 |                |             | Pressure; Conventional System.....  | 71248           |                |             |
| <b>LIGHT TRUCKS</b>                  | Pressure - Hydroboost To Gear; W/Front I-Beam Suspension.....                      | 91537           |                |             | Pressure - Hydroboost To Gear; Hydroboost System; W/Front I-Beam Suspension.....          | 91537           |                |             |
|                                      | Pressure - Hydroboost To Gear; W/O Front I-Beam Suspension.....                    | 91470           |                |             | Pressure - Hydroboost To Gear; Hydroboost System; W/O Front I-Beam Suspension.....        | 91470           |                |             |
|                                      | Pressure - Pump To Hydroboost; W/Brake Warning System.....                         | 70411           |                |             | Pressure - Pump To Hydroboost; Hydroboost System; W/O Brake Warning System.....           | 71256           |                |             |
|                                      | Pressure - Pump To Hydroboost; W/O Brake Warning System.....                       | 80150           |                |             | Return; Conventional System.....  | 71250           |                |             |
|                                      | Return - Gear To Pump.....   |                 |                | *14"        | Return - Gear To Pump; Hydroboost System.....   |                 | *              | *15"        |
|                                      | Return - Hydroboost To Pump.....   |                 |                | *33"        | Return - Hydroboost To Pump; Hydroboost System.....                                       |                 |                | *34"        |
|                                      | <b>V-8 7.4 L ENG.</b>  |                 |                |             | <b>V-8 6.2 L DIESEL ENG.</b>  |                 |                |             |
| <b>MEDIUM/HEAVY TRUCKS</b>           | Pressure; Conventional System; P30.....  | 71096           |                |             | Pressure - Hydroboost To Gear; W/Front I-Beam Suspension.....                             | 91537           |                |             |
|                                      | Pressure - Hydroboost To Gear; Hydroboost System; W/Front I-Beam Suspension.....   | 91537           |                |             | Pressure - Hydroboost To Gear; W/O Front I-Beam Suspension.....                           | 91470           |                |             |
|                                      | Pressure - Hydroboost To Gear; Hydroboost System; W/O Front I-Beam Suspension..... | 91470           |                |             | Pressure - Pump To Hydroboost; Motor Home.....  | 70411           |                |             |
|                                      | Pressure - Pump To Hydroboost; Hydroboost System; Exc. Motor Home..                | 71249           |                |             | Pressure - Pump To Hydroboost; W/Brake Warning System; Exc. Motor Home.....               | 70411           |                |             |
|                                      | Pressure - Pump To Hydroboost; Hydroboost System; Motor Home.....                  | 80058           |                |             | Pressure - Pump To Hydroboost; W/O Brake Warning System; Exc. Motor Home.....             | 80150           |                |             |
|                                      | Return; Conventional System; P30.....  |                 | *              |             | Reservoir.....  |                 |                | ⊛           |
|                                      | Return - Gear To Pump; Hydroboost System.....                                      |                 |                | *8"         | Return - Gear To Pump; Exc. Motor Home.....   |                 |                | *15"        |
|                                      | Return - Hydroboost To Pump; Hydroboost System.....                                |                 |                | *33"        | Return - Gear To Pump; Motor Home...<br>Return - Hydroboost To Pump; Exc. Motor Home..... |                 |                | *<br>*34"   |
|                                      | <b>1989</b>  |                 |                |             | Return - Hydroboost To Pump; Motor Home.....  |                 | *              |             |
|                                      | <b>4-CYL. 3.9 L DIESEL ENG.</b>  |                 |                |             | <b>V-8 7.4 L ENG.</b>   |                 |                |             |
|                                      | Pressure - Hydroboost To Gear; W/Front I-Beam Suspension.....                      | 91537           |                |             | Pressure; Conventional System; P30.....   | 71096           |                |             |
|                                      | Pressure - Hydroboost To Gear; W/O Front I-Beam Suspension.....                    | 91470           |                |             | Pressure - Hydroboost To Gear; Hydroboost System; W/Front I-Beam Suspension.....          | 91537           |                |             |
|                                      | Return - Gear To Pump.....   |                 | *              |             | Pressure - Hydroboost To Gear; Hydroboost System; W/O Front I-Beam Suspension.....        | 91470           |                |             |
|                                      | Return - Hydroboost To Pump.....   |                 | *              |             | Pressure - Pump To Hydroboost; Hydroboost System; Exc. Motor Home..                       | 71249           |                |             |
|                                      | <b>6-CYL. 4.8 L ENG.</b>   |                 |                |             | Pressure - Pump To Hydroboost; Hydroboost System; Motor Home.....                         | 71095           |                |             |
|                                      | Pressure; Conventional System.....   | 71099           |                |             | Reservoir; Hydroboost System.....   |                 |                | ⊛           |
|                                      | Pressure - Hydroboost To Gear; Hydroboost System; W/Front I-Beam Suspension.....   | 91537           |                |             |   |                 |                |             |
|                                      | Pressure - Hydroboost To Gear; Hydroboost System; W/O Front I-Beam Suspension..... | 91470           |                |             |   |                 |                |             |

**ILLUSTRATIONS**

\* Cut From C.P.E. 3/8" I.D. Hose: 71350 (48"), 81352 (25').  
 † Cut From S.A.E. 11/32" I.D. Hose: 80062 (12"), 80063 (24"), 80064 (36"), 81353 (25').  
 ★ Cut From S.A.E. 3/8" I.D. Hose: 71224 (24"), 71236 (36"), 71206 (48"), 81206 (25'). May Also Use 3/8" C.P.E.  
 ♣ Cut From S.A.E. 5/8" I.D. Hose: 71351 (36").  
 □ Cut From 1/2" I.D. Suction Hose: 71296 (36"), 81354 (10').  
 ⊕ Cut From 5/8" I.D. Suction Hose: 71207 (42"), 81355 (10').  
 ✱ Cut From 3/4" I.D. Suction Hose: 71297 (36"), 81356 (10').  
 ☆ See Page A14 For Pump or Gear Identification.

Ⓜ Two Required.  
 Ⓝ Three Required.  
 Ⓞ Four Required.  
 ⊖ Cut To Fit.  
 ⊛ Replaces Both Upper and Lower Hose.  
 ▲ 252660 Adaptor Required For Some Models.  
 ⊕ See Page A6 For Installation Procedure.

# Power Steering Hose for Light Trucks

| Application   | Assembly Number | Multi-Use Hose | End Fitting | Application   | Assembly Number | Multi-Use Hose | End Fitting |
|---|-----------------|----------------|-------------|---|-----------------|----------------|-------------|
| <b>CHEVROLET - Continued</b>  |                 |                |             | <b>CHEVROLET - Continued</b>  |                 |                |             |
| <b>P SERIES VAN - Continued</b>   |                 |                |             | <b>P SERIES VAN - Continued</b>   |                 |                |             |
| <b>1989 - Continued</b>   |                 |                |             | <b>1988-1986 - Continued</b>  |                 |                |             |
| <b>V-8 7.4 L ENG. - Continued</b>   |                 |                |             | <b>V-8 6.2 L DIESEL ENG. - Continued</b>  |                 |                |             |
| Return; Conventional System; P30 .....  |                 | *              |             | Return - Gear To Pump; Exc. Motor Home .....  |                 | *15"           |             |
| Return - Gear To Pump; Hydroboost System; Exc. Motor Home .....                     |                 | *11"           |             | Return - Gear To Pump; Motor Home ...   |                 | *              |             |
| Return - Gear To Pump; Hydroboost System; Motor Home .....                          |                 | *              |             | Return - Hydroboost To Pump; Exc. Motor Home .....                                  |                 | *34"           |             |
| Return - Hydroboost To Pump; Hydroboost System; Exc. Motor Home .....               |                 | *33"           |             | Return - Hydroboost To Pump; Motor Home .....                                       |                 | *              |             |
| Return - Hydroboost To Pump; Hydroboost System; Motor Home .....                    |                 | *              |             |   |                 |                |             |
| <b>1988-1986</b>  |                 |                |             | <b>V-8 7.4 L ENG.</b>   |                 |                |             |
| <b>6-CYL. 4.8 L ENG.</b>  |                 |                |             | Pressure; Conventional System; P30.....   |                 |                |             |
| Pressure; Conventional System.....  | 71099           |                |             | Pressure - Hydroboost To Gear; Hydroboost System; W/Front I-Beam Suspension .....   | 71096           |                |             |
| Pressure - Hydroboost To Gear; Hydroboost System; W/Front I-Beam Suspension .....   | 91537           |                |             | Pressure - Hydroboost To Gear; Hydroboost System; W/O Front I-Beam Suspension ..... | 91537           |                |             |
| Pressure - Hydroboost To Gear; Hydroboost System; W/O Front I-Beam Suspension ..... | 91470           |                |             | Pressure - Pump To Hydroboost; Hydroboost System; Motor Home .....                  | 91470           |                |             |
| Pressure - Pump To Hydroboost; Hydroboost System; W/Brake Warning System .....      | 71078           |                |             | Pressure - Pump To Hydroboost; Hydroboost System; Motor Home .....                  | 71249           |                |             |
| Pressure - Pump To Hydroboost; Hydroboost System; W/O Brake Warning System .....    | 71147           |                |             | Reservoir; Hydroboost System .....  | 71095           |                |             |
| Return; Conventional System .....   |                 | *              |             | Return; Conventional System; P30 .....  |                 | *              |             |
| Return - Gear To Pump; Hydroboost System .....                                      |                 | *10"           |             | Return - Gear To Pump; Hydroboost System; Exc. Motor Home .....                     |                 | *11"           |             |
| Return - Hydroboost To Pump; Hydroboost System .....                                |                 | *30"           |             | Return - Gear To Pump; Hydroboost System; Motor Home .....                          |                 | *              |             |
| <b>V-8 5.7 L ENG.</b>   |                 |                |             | <b>1985</b>   |                 |                |             |
| Pressure; Conventional System.....  | 71248           |                |             | <b>6-CYL. 4.8 L ENG.</b>  |                 |                |             |
| Pressure - Hydroboost To Gear; Hydroboost System; W/Front I-Beam Suspension .....   | 91537           |                |             | Pressure; Conventional System.....  | 71099           |                |             |
| Pressure - Hydroboost To Gear; Hydroboost System; W/O Front I-Beam Suspension ..... | 91470           |                |             | Pressure - Hydroboost To Gear; Hydroboost System .....                              | 91470           |                |             |
| Pressure - Pump To Hydroboost; Hydroboost System; W/Brake Warning System .....      | 71256           |                |             | Pressure - Pump To Hydroboost; Hydroboost System; W/Brake Warning System .....      | 71078           |                |             |
| Pressure - Pump To Hydroboost; Hydroboost System; W/O Brake Warning System .....    | 71250           |                |             | Pressure - Pump To Hydroboost; Hydroboost System; W/O Brake Warning System .....    | 71147           |                |             |
| Return; Conventional System .....   |                 | *              |             | Return; Conventional System .....   |                 | *              |             |
| Return - Gear To Pump; Hydroboost System .....                                      |                 | *15"           |             | Return - Gear To Pump; Hydroboost System .....                                      |                 | *10"           |             |
| Return - Hydroboost To Pump; Hydroboost System .....                                |                 | *34"           |             | Return - Hydroboost To Pump; Hydroboost System .....                                |                 | *30"           |             |
| <b>V-8 6.2 L DIESEL ENG.</b>  |                 |                |             | <b>V-8 5.7 L ENG.</b>   |                 |                |             |
| Pressure - Hydroboost To Gear; W/Front I-Beam Suspension .....                      | 91537           |                |             | Pressure; Conventional System.....  | 71248           |                |             |
| Pressure - Hydroboost To Gear; W/O Front I-Beam Suspension .....                    | 91470           |                |             | Pressure - Hydroboost To Gear; Hydroboost System .....                              | 91470           |                |             |
| Pressure - Pump To Hydroboost; Motor Home .....                                     | 70411           |                |             | Pressure - Pump To Hydroboost; Hydroboost System; W/Brake Warning System .....      | 71256           |                |             |
| Pressure - Pump To Hydroboost; W/Brake Warning System; Exc. Motor Home .....        | 70411           |                |             | Pressure - Pump To Hydroboost; Hydroboost System; W/O Brake Warning System .....    | 71250           |                |             |
| Pressure - Pump To Hydroboost; W/O Brake Warning System; Exc. Motor Home .....      | 80150           |                |             | Return; Conventional System .....   |                 | *              |             |
| Reservoir .....   |                 | *              |             | Return - Gear To Pump; Hydroboost System .....                                      |                 | *10"           |             |
|   |                 |                |             | Return - Hydroboost To Pump; Hydroboost System .....                                |                 | *30"           |             |

- \* Cut From C.P.E. 3/8" I.D. Hose: 71350 (48"), 81352 (25').
- † Cut From S.A.E. 11/32" I.D. Hose: 80062 (12"), 80063 (24"), 80064 (36"), 81353 (25').
- ★ Cut From S.A.E. 3/8" I.D. Hose: 71224 (24"), 71236 (36"), 71206 (48"), 81206 (25'). May Also Use 3/8" C.P.E.
- ♣ Cut From S.A.E. 5/8" I.D. Hose: 71351 (36").
- Cut From 1/2" I.D. Suction Hose: 71296 (36"), 81354 (10').
- ♠ Cut From 5/8" I.D. Suction Hose: 71207 (42"), 81355 (10').
- ✱ Cut From 3/4" I.D. Suction Hose: 71297 (36"), 81356 (10').
- ☆ See Page A14 For Pump or Gear Identification.

- Ⓜ Two Required.
- Ⓝ Three Required.
- Ⓞ Four Required.
- ≠ Cut To Fit.
- ⊗ Replaces Both Upper and Lower Hose.
- ▲ 252660 Adaptor Required For Some Models.
- ♣ See Page A6 For Installation Procedure.

**SYSTEM PUMP & GEAR IDENT.**

**SYSTEM & COMPONENT IDENT.**

**PASS. CARS**

**LIGHT TRUCKS**

**MEDIUM/HEAVY TRUCKS**

**BUSES**

**HOSE NUMERICAL**

**REPAIR KITS**

**KIT NUMERICAL**

**ILLUSTRATIONS**

# Power Steering Hose for Light Trucks

|                                      | Application   | Assembly Number | Multi-Use Hose | End Fitting | Application   | Assembly Number | Multi-Use Hose | End Fitting |
|--------------------------------------|---|-----------------|----------------|-------------|---|-----------------|----------------|-------------|
| <b>SYSTEM PUMP &amp; GEAR IDENT.</b> | <b>CHEVROLET - Continued</b>  |                 |                |             | <b>CHEVROLET - Continued</b>  |                 |                |             |
|                                      | <b>P SERIES VAN - Continued</b>   |                 |                |             | <b>P SERIES VAN - Continued</b>   |                 |                |             |
|                                      | <b>1985 - Continued</b>   |                 |                |             | <b>1984-1983 - Continued</b>  |                 |                |             |
|                                      | <b>V-8 6.2 L DIESEL ENG.</b>  |                 |                |             | <b>V-8 5.7 L ENG.</b>   |                 |                |             |
| <b>SYSTEM &amp; COMPONENT IDENT.</b> | Pressure - Hydroboost To Gear; Exc. Motor Home .....                                | 91470           |                |             | Pressure; Conventional System.....  | 71248           |                |             |
|                                      | Pressure - Hydroboost To Gear; W/Front I-Beam Suspension; Motor Home .....          | 91537           |                |             | Pressure - Hydroboost To Gear; Hydroboost System .....  | 91470           |                |             |
|                                      | Pressure - Hydroboost To Gear; W/O Front I-Beam Suspension; Motor Home .....        | 91470           |                |             | Pressure - Pump To Hydroboost; Hydroboost System; W/Brake Warning System.....                   | 71256           |                |             |
| <b>PASS. CARS</b>                    | Pressure - Pump To Hydroboost; Motor Home .....                                     | 70411           |                |             | Pressure - Pump To Hydroboost; Hydroboost System; W/O Brake Warning System .....                | 71250           |                |             |
|                                      | Pressure - Pump To Hydroboost; W/Brake Warning System; Exc. Motor Home .....        | 70411           |                |             | Return; Conventional System .....   |                 | *              |             |
|                                      | Pressure - Pump To Hydroboost; W/O Brake Warning System; Exc. Motor Home .....      | 80150           |                |             | Return - Gear To Pump; Hydroboost System.....   |                 |                | *14"        |
|                                      | Reservoir .....   |                 | ✱              |             | Return - Hydroboost To Pump; Hydroboost System .....  |                 |                | *33"        |
| <b>LIGHT TRUCKS</b>                  | Return - Gear To Pump; Exc. Motor Home .....  |                 |                | *15"        | <b>V-8 6.2 L DIESEL ENG.</b>  |                 |                |             |
|                                      | Return - Gear To Pump; Motor Home ...   |                 |                | *           | Pressure - Hydroboost To Gear; Exc. Motor Home .....  | 91470           |                |             |
|                                      | Return - Hydroboost To Pump; Exc. Motor Home .....                                  |                 |                | *34"        | Pressure - Hydroboost To Gear; W/Front I-Beam Suspension; Motor Home .....                      | 91537           |                |             |
|                                      | Return - Hydroboost To Pump; Motor Home .....                                       |                 |                | *           | Pressure - Hydroboost To Gear; W/O Front I-Beam Suspension; Motor Home .....                    | 91470           |                |             |
|                                      |   |                 |                |             | Pressure - Pump To Hydroboost.....  | 70411           |                |             |
|                                      |   |                 |                |             | Return - Gear To Pump; Exc. Motor Home .....  |                 |                | *14"        |
| <b>MEDIUM/HEAVY TRUCKS</b>           | <b>V-8 7.4 L ENG.</b>   |                 |                |             | Return - Gear To Pump; Motor Home ...   |                 |                | *           |
|                                      | Pressure; Conventional System; P30.....   | 71096           |                |             | Return - Hydroboost To Pump; Exc. Motor Home .....  |                 |                | *33"        |
|                                      | Pressure - Hydroboost To Gear; Hydroboost System; W/Front I-Beam Suspension .....   | 91537           |                |             | Return - Hydroboost To Pump; Motor Home .....   |                 |                | *           |
|                                      | Pressure - Hydroboost To Gear; Hydroboost System; W/O Front I-Beam Suspension ..... | 91470           |                |             | <b>V-8 7.4 L ENG.</b>   |                 |                |             |
|                                      | Pressure - Pump To Hydroboost; Hydroboost System; Exc. Motor Home ..                | 71249           |                |             | Pressure; Conventional System; P30.....   | 71096           |                |             |
| <b>BUSES</b>                         | Pressure - Pump To Hydroboost; Hydroboost System; Motor Home.....                   | 71095           |                |             | Pressure - Hydroboost To Gear; Hydroboost System; Exc. Motor Home .....                         | 91470           |                |             |
|                                      | Reservoir; Hydroboost System .....  |                 | ✱              |             | Pressure - Hydroboost To Gear; Hydroboost System; W/Front I-Beam Suspension; Motor Home .....   | 91537           |                |             |
|                                      | Return; Conventional System; P30 .....  |                 | *              |             | Pressure - Hydroboost To Gear; Hydroboost System; W/O Front I-Beam Suspension; Motor Home ..... | 91470           |                |             |
|                                      | Return - Gear To Pump; Hydroboost System; Exc. Motor Home.....                      |                 |                | *11"        | Pressure - Pump To Hydroboost; Hydroboost System; Exc. Motor Home ..                            | 71249           |                |             |
|                                      | Return - Gear To Pump; Hydroboost System; Motor Home .....                          |                 |                | *           | Pressure - Pump To Hydroboost; Hydroboost System; Motor Home.....                               | 71095           |                |             |
|                                      | Return - Hydroboost To Pump; Hydroboost System; Exc. Motor Home .....               |                 |                | *29"        | Return; Conventional System; P30 .....  |                 |                | *           |
|                                      | Return - Hydroboost To Pump; Hydroboost System; Motor Home.....                     |                 |                | *           | Return - Gear To Pump; Hydroboost System.....   |                 |                | *           |
|                                      |   |                 |                |             | Return - Hydroboost To Pump; Hydroboost System .....  |                 |                | *           |
|                                      | <b>1984-1983</b>  |                 |                |             | <b>1982</b>   |                 |                |             |
|                                      | <b>6-CYL. 4.8 L ENG.</b>  |                 |                |             | <b>6-CYL. 4.8 L ENG.</b>  |                 |                |             |
| <b>REPAIR KITS</b>                   | Pressure; Conventional System.....  | 71099           |                |             | Pressure; Conventional System.....  | 71099           |                |             |
|                                      | Pressure - Hydroboost To Gear; Hydroboost System .....                              | 91470           |                |             | Pressure - Hydroboost To Gear; Hydroboost System .....  | 91470           |                |             |
|                                      | Pressure - Pump To Hydroboost; Hydroboost System; W/Brake Warning System.....       | 71078           |                |             | Pressure - Pump To Hydroboost; Hydroboost System .....  | 71147           |                |             |
|                                      | Pressure - Pump To Hydroboost; Hydroboost System; W/O Brake Warning System .....    | 71147           |                |             | Return; Conventional System .....   |                 |                | *12"        |
|                                      | Return; Conventional System .....   |                 |                | *           | Return - Gear To Pump; Hydroboost System.....   |                 |                | *           |
|                                      | Return - Gear To Pump; Hydroboost System.....                                       |                 |                | *           | Return - Hydroboost To Pump; Hydroboost System .....  |                 |                | *           |
|                                      | Return - Hydroboost To Pump; Hydroboost System .....                                |                 |                | *           |   |                 |                |             |

- \* Cut From C.P.E. 3/8" I.D. Hose: 71350 (48"), 81352 (25).
- † Cut From S.A.E. 11/32" I.D. Hose: 80062 (12"), 80063 (24"), 80064 (36"), 81353 (25).
- ★ Cut From S.A.E. 3/8" I.D. Hose: 71224 (24"), 71236 (36"), 71206 (48"), 81206 (25). May Also Use 3/8" C.P.E.
- ♣ Cut From S.A.E. 5/8" I.D. Hose: 71351 (36").
- Cut From 1/2" I.D. Suction Hose: 71296 (36"), 81354 (10').
- ✧ Cut From 5/8" I.D. Suction Hose: 71207 (42"), 81355 (10').
- ✱ Cut From 3/4" I.D. Suction Hose: 71297 (36"), 81356 (10').
- ☆ See Page A14 For Pump or Gear Identification.

- Ⓜ Two Required.
- Ⓝ Three Required.
- Ⓞ Four Required.
- ⊖ Cut To Fit.
- ⊛ Replaces Both Upper and Lower Hose.
- ▲ 252660 Adaptor Required For Some Models.
- ♣ See Page A6 For Installation Procedure.

# Power Steering Hose for Light Trucks

| Application  | Assembly Number | Multi-Use Hose | End Fitting | Application  | Assembly Number | Multi-Use Hose | End Fitting |
|--|-----------------|----------------|-------------|--|-----------------|----------------|-------------|
| <b>CHEVROLET - Continued</b>                                       |                 |                |             | <b>CHEVROLET - Continued</b>                                       |                 |                |             |
| <b>P SERIES VAN - Continued</b>                                    |                 |                |             | <b>P SERIES VAN - Continued</b>                                    |                 |                |             |
| <b>1982 - Continued</b>  |                 |                |             | <b>1981-1980 - Continued</b>                                       |                 |                |             |
| <b>V-8 5.7 L ENG.</b>  |                 |                |             | <b>V-8 7.4 L ENG. - Continued</b>                                  |                 |                |             |
| Pressure; Conventional System; Exc. Motor Home .....               | 71087           |                |             | Pressure; Conventional System; P30.....                            | 71096           |                |             |
| Pressure; Conventional System; Motor Home; W/10,000 Lb. Axle ..... | 71096           |                |             | Pressure - Hydroboost To Gear; Hydroboost System .....             | 91470           |                |             |
| Pressure - Hydroboost To Gear; Hydroboost System .....             | 91470           |                |             | Pressure - Pump To Hydroboost; Hydroboost System .....             | 71249           |                |             |
| Pressure - Pump To Hydroboost; Hydroboost System .....             | 71102           |                |             | Return; Conventional System; P30; Motor Home .....                 |                 | *              |             |
| Return; Conventional System; Exc. Motor Home .....                 |                 | *36"           |             |  |                 |                |             |
| Return; Conventional System; Motor Home .....                      |                 | *              |             |  |                 |                |             |
| Return - Gear To Pump; Hydroboost System.....                      |                 | *10"           |             |  |                 |                |             |
| Return - Hydroboost To Pump; Hydroboost System .....               |                 | *30"           |             |  |                 |                |             |
| <b>V-8 6.2 L DIESEL ENG.</b>                                       |                 |                |             | <b>1979</b>  |                 |                |             |
| Pressure - Hydroboost To Gear.....                                 | 91470           |                |             | <b>6-CYL. 292 ENG.</b>   |                 |                |             |
| Return - Gear To Pump.....   |                 | *14"           |             | Pressure .....   | 70910           |                |             |
| Return - Hydroboost To Pump .....                                  |                 | *33"           |             | Return .....   |                 | *              |             |
| <b>V-8 7.4 L ENG.</b>  |                 |                |             | <b>V-8 350 ENG.</b>  |                 |                |             |
| Pressure; Conventional System; Motor Home .....                    | 71095           |                |             | Pressure; Conventional System; Exc. Motor Home .....               | 70911           |                |             |
| Pressure; Conventional System; P30.....                            | 71096           |                |             | Pressure; Conventional System; Motor Home; W/10,000 Lb. Axle ..... | 70912           |                |             |
| Pressure - Hydroboost To Gear; Hydroboost System .....             | 91470           |                |             | Pressure - Hydroboost To Gear; Hydroboost System .....             | 91581           |                |             |
| Pressure - Pump To Hydroboost; Hydroboost System .....             | 71249           |                |             | Pressure - Pump To Hydroboost; Hydroboost System .....             | 70911           |                |             |
| Return; Conventional System; P30; Motor Home .....                 |                 | *              |             | Return; Conventional System .....                                  |                 | *              |             |
| <b>1981-1980</b>   |                 |                |             | Return - Gear To Tee; Hydroboost System.....                       |                 | *19"           | 39135       |
| <b>6-CYL. 4.8 L ENG.</b>   |                 |                |             | Return - Hydroboost To Tee; Hydroboost System .....                | ≠70551          | *36"           |             |
| Pressure; Conventional System.....                                 | 71099           |                |             | Return - Tee To Pump; Hydroboost System.....                       |                 | *3"            |             |
| Pressure - Hydroboost To Gear; Hydroboost System .....             | 91470           |                |             | <b>V-8 454 ENG.</b>  |                 |                |             |
| Pressure - Pump To Hydroboost; Hydroboost System .....             | 71147           |                |             | Pressure; Exc. Motor Home .....                                    | 70911           |                |             |
| Return; Conventional System .....                                  |                 | *12"           |             | Pressure; Motor Home.....  | 70933           |                |             |
| Return - Gear To Pump; Hydroboost System.....                      |                 | *              |             | Return .....   |                 | *              |             |
| Return - Hydroboost To Pump; Hydroboost System .....               |                 | *              |             | <b>1978</b>  |                 |                |             |
| <b>V-8 5.7 L ENG.</b>  |                 |                |             | <b>6-CYL. 292 ENG.</b>   |                 |                |             |
| Pressure; Conventional System; Exc. Motor Home .....               | 71087           |                |             | Pressure .....   | 70910           |                |             |
| Pressure; Conventional System; Motor Home; W/10,000 Lb. Axle ..... | 71096           |                |             | Return .....   |                 | *              |             |
| Pressure - Hydroboost To Gear; Hydroboost System .....             | 91470           |                |             | <b>V-8 350 ENG.</b>  |                 |                |             |
| Pressure - Pump To Hydroboost; Hydroboost System .....             | 71102           |                |             | Pressure; Exc. Motor Home .....                                    | 70911           |                |             |
| Return; Conventional System; Exc. Motor Home .....                 |                 | *36"           |             | Pressure; Motor Home; W/10,000 Lb. Axle.....                       | 70912           |                |             |
| Return; Conventional System; Motor Home .....                      |                 | *              |             | Return .....   |                 | *              |             |
| Return - Gear To Pump; Hydroboost System.....                      |                 | *10"           |             | <b>V-8 454 ENG.</b>  |                 |                |             |
| Return - Hydroboost To Pump; Hydroboost System .....               |                 | *30"           |             | Pressure; Motor Home.....  | 70933           |                |             |
| <b>V-8 7.4 L ENG.</b>  |                 |                |             | Return .....   |                 | *              |             |
| Pressure; Conventional System; Motor Home.....                     | 71095           |                |             | <b>1977-1976</b>   |                 |                |             |

- \* Cut From C.P.E. 3/8" I.D. Hose: 71350 (48"), 81352 (25').
- † Cut From S.A.E. 11/32" I.D. Hose: 80062 (12"), 80063 (24"), 80064 (36"), 81353 (25').
- ★ Cut From S.A.E. 3/8" I.D. Hose: 71224 (24"), 71236 (36"), 71206 (48"), 81206 (25'). May Also Use 3/8" C.P.E.
- ♣ Cut From S.A.E. 5/8" I.D. Hose: 71351 (36").
- Cut From 1/2" I.D. Suction Hose: 71296 (36"), 81354 (10').
- ♠ Cut From 5/8" I.D. Suction Hose: 71207 (42"), 81355 (10').
- ✱ Cut From 3/4" I.D. Suction Hose: 71297 (36"), 81356 (10').
- ☆ See Page A14 For Pump or Gear Identification.

- Ⓜ Two Required.
- Ⓝ Three Required.
- Ⓞ Four Required.
- ≠ Cut To Fit.
- ⊗ Replaces Both Upper and Lower Hose.
- ▲ 252660 Adaptor Required For Some Models.
- ♣ See Page A6 For Installation Procedure.

SYSTEM PUMP & GEAR IDENT.

SYSTEM & COMPONENT IDENT.

PASS. CARS

LIGHT TRUCKS

MEDIUM/HEAVY TRUCKS

BUSES

HOSE NUMERICAL

REPAIR KITS

KIT NUMERICAL

ILLUSTRATIONS





# Power Steering Hose for Light Trucks

| Application  | Assembly Number | Multi-Use Hose | End Fitting | Application  | Assembly Number | Multi-Use Hose | End Fitting |
|--|-----------------|----------------|-------------|--|-----------------|----------------|-------------|
| <b>CHEVROLET - Continued</b>                           |                 |                |             | <b>CHEVROLET - Continued</b>                           |                 |                |             |
| <b>R &amp; V SERIES PICKUP - Continued</b>             |                 |                |             | <b>R &amp; V SERIES PICKUP - Continued</b>             |                 |                |             |
| <b>1989 - Continued</b>                                |                 |                |             | <b>1987 - Continued</b>                                |                 |                |             |
| <b>V-8 7.4 L ENG. - Continued</b>                      |                 |                |             | <b>6-CYL. 4.8 L ENG. - Continued</b>                   |                 |                |             |
| Pressure - Hydroboost To Gear; Hydroboost System ..... | 71093           |                |             | Pressure - Pump To Hydroboost; Hydroboost System ..... | 91467           |                |             |
| Pressure - Pump To Hydroboost; Hydroboost System ..... | 91469           |                |             | Return; Conventional System .....                      |                 | *14"           |             |
| Reservoir; Conventional System .....                   |                 | ☼              |             | Return - Gear To Pump; Hydroboost System .....         |                 | *24"           |             |
| Return; Conventional System; W/O Cooler .....          |                 | *18"           |             | Return - Hydroboost To Pump; Hydroboost System .....   |                 | *32"           |             |
| Return - Gear To Pump; Hydroboost System .....         |                 | *12"           |             | <b>V-6 4.3 L ENG.</b>                                  |                 |                |             |
| Return - Hydroboost To Pump; Hydroboost System .....   |                 | *32"           |             | Pressure .....   | 71088           |                | *18"        |
| <b>1988</b>  |                 |                |             | Return .....   |                 |                |             |
| <b>6-CYL. 4.8 L ENG.</b>                               |                 |                |             | <b>V-8 5.0 L ENG.</b>                                  |                 |                |             |
| Pressure; Conventional System .....                    | 71094           |                |             | Pressure; Optional Hose .....                          | 71402           |                |             |
| Pressure - Hydroboost To Gear; Hydroboost System ..... | 71093           |                |             | Pressure; Preferred Hose .....                         | 71088           |                |             |
| Pressure - Pump To Hydroboost; Hydroboost System ..... | 91467           |                |             | Return .....   |                 | *12"           |             |
| Return; Conventional System .....                      |                 | *14"           |             | <b>V-8 5.7 L ENG.</b>                                  |                 |                |             |
| Return - Gear To Pump; Hydroboost System .....         |                 | *14"           |             | Pressure; Conventional System; Optional Hose .....     | 71402           |                |             |
| Return - Hydroboost To Pump; Hydroboost System .....   |                 | *32"           |             | Pressure; Conventional System; Preferred Hose .....    | 71088           |                |             |
| <b>V-8 5.7 L ENG.</b>                                  |                 |                |             | Pressure - Hydroboost To Gear; Hydroboost System ..... | 71093           |                |             |
| Pressure; Conventional System; Optional Hose .....     | 71402           |                |             | Pressure - Pump To Hydroboost; Hydroboost System ..... | 91466           |                | *12"        |
| Pressure; Conventional System; Preferred Hose .....    | 71088           |                |             | Return; Conventional System .....                      |                 |                | *24"        |
| Pressure - Hydroboost To Gear; Hydroboost System ..... | 71093           |                |             | Return - Gear To Pump; Hydroboost System .....         |                 |                | *32"        |
| Pressure - Pump To Hydroboost; Hydroboost System ..... | 91466           |                |             | Return - Hydroboost To Pump; Hydroboost System .....   |                 |                |             |
| Return; Conventional System .....                      |                 | *12"           |             | <b>V-8 6.2 L DIESEL ENG.</b>                           |                 |                |             |
| Return - Gear To Pump; Hydroboost System .....         |                 | *14"           |             | Pressure - Hydroboost To Gear .....                    | 71093           |                |             |
| Return - Hydroboost To Pump; Hydroboost System .....   |                 | *32"           |             | Pressure - Pump To Hydroboost .....                    | 91866           |                |             |
| <b>V-8 6.2 L DIESEL ENG.</b>                           |                 |                |             | Reservoir .....  |                 | ☼              |             |
| Pressure - Hydroboost To Gear .....                    | 71093           |                |             | Return - Gear To Pump .....                            |                 | *24"           |             |
| Pressure - Pump To Hydroboost .....                    | 91866           |                |             | Return - Hydroboost To Pump .....                      |                 | *32"           |             |
| Reservoir .....  |                 | ☼              |             | <b>V-8 7.4 L ENG.</b>                                  |                 |                |             |
| Return - Gear To Pump .....                            |                 | *14"           |             | Pressure; Conventional System .....                    | 71148           |                |             |
| Return - Hydroboost To Pump .....                      |                 | *32"           |             | Pressure - Hydroboost To Gear; Hydroboost System ..... | 71093           |                |             |
| <b>V-8 7.4 L ENG.</b>                                  |                 |                |             | Pressure - Pump To Hydroboost; Hydroboost System ..... | 91469           |                |             |
| Pressure; Conventional System .....                    | 71148           |                |             | Reservoir .....  |                 | ☼              |             |
| Pressure - Hydroboost To Gear; Hydroboost System ..... | 71093           |                |             | Return; Conventional System .....                      |                 | *13"           |             |
| Pressure - Pump To Hydroboost; Hydroboost System ..... | 91469           |                |             | Return - Gear To Pump; Hydroboost System .....         |                 | *24"           |             |
| Reservoir; Conventional System .....                   |                 | ☼              |             | Return - Hydroboost To Pump; Hydroboost System .....   |                 | *32"           |             |
| Reservoir; Hydroboost System .....                     |                 | ☼              |             | <b>S SERIES PICKUP</b>                                 |                 |                |             |
| Return; Conventional System .....                      |                 | *13"           |             | <b>1995</b>  |                 |                |             |
| Return - Gear To Pump; Hydroboost System .....         |                 | *14"           |             | <b>4-CYL. 2.2 L ENG.</b>                               |                 |                |             |
| Return - Hydroboost To Pump; Hydroboost System .....   |                 | *32"           |             | Pressure .....   | 80053           |                |             |
| <b>1987</b>  |                 |                |             | Return - Cooler To Pump .....                          |                 | *23"           |             |
| <b>6-CYL. 4.8 L ENG.</b>                               |                 |                |             | Return - Gear To Cooler .....                          | 80194           |                |             |
| Pressure; Conventional System .....                    | 71094           |                |             | <b>V-6 4.3 L ENG.</b>                                  |                 |                |             |
| Pressure - Hydroboost To Gear; Hydroboost System ..... | 71093           |                |             | Pressure .....   | 71404           |                | *18"        |
|  |                 |                |             | Return; W/O Cooler .....                               |                 |                | *37"        |
|  |                 |                |             | Return - Cooler To Pump .....                          |                 |                | *30"        |
|  |                 |                |             | Return - Gear To Cooler .....                          |                 |                | 39108       |

- \* Cut From C.P.E. 3/8" I.D. Hose: 71350 (48"), 81352 (25').
- † Cut From S.A.E. 11/32" I.D. Hose: 80062 (12"), 80063 (24"), 80064 (36"), 81353 (25').
- ★ Cut From S.A.E. 3/8" I.D. Hose: 71224 (24"), 71236 (36"), 71206 (48"), 81206 (25'). May Also Use 3/8" C.P.E.
- ♣ Cut From S.A.E. 5/8" I.D. Hose: 71351 (36").
- Cut From 1/2" I.D. Suction Hose: 71296 (36"), 81354 (10').
- ♣ Cut From 5/8" I.D. Suction Hose: 71207 (42"), 81355 (10').
- ☼ Cut From 3/4" I.D. Suction Hose: 71297 (36"), 81356 (10').
- ☆ See Page A14 For Pump or Gear Identification.

- Ⓜ Two Required.
- Ⓝ Three Required.
- Ⓞ Four Required.
- ⊖ Cut To Fit.
- ☼ Replaces Both Upper and Lower Hose.
- ▲ 252660 Adaptor Required For Some Models.
- ♣ See Page A6 For Installation Procedure.

SYSTEM PUMP & GEAR IDENT.

SYSTEM & COMPONENT IDENT.

PASS. CARS

LIGHT TRUCKS

MEDIUM/HEAVY TRUCKS

BUSES

HOSE NUMERICAL

REPAIR KITS

KIT NUMERICAL

ILLUSTRATIONS

# Power Steering Hose for Light Trucks

|                                      | Application                        | Assembly Number | Multi-Use Hose | End Fitting | Application                           | Assembly Number | Multi-Use Hose | End Fitting |
|--------------------------------------|------------------------------------|-----------------|----------------|-------------|---------------------------------------|-----------------|----------------|-------------|
| <b>SYSTEM PUMP &amp; GEAR IDENT.</b> | <b>CHEVROLET - Continued</b>       |                 |                |             | <b>CHEVROLET - Continued</b>          |                 |                |             |
|                                      | <b>S SERIES PICKUP - Continued</b> |                 |                |             | <b>S SERIES PICKUP - Continued</b>    |                 |                |             |
|                                      | <b>1994</b>                        |                 |                |             | <b>1986</b>                           |                 |                |             |
|                                      | <b>4-CYL. 2.2 L ENG.</b>           |                 |                |             | <b>4-CYL. 2.5 L ENG.</b>              |                 |                |             |
|                                      | Pressure .....                     | 80053           |                |             | Pressure .....                        | 71222           |                |             |
| <b>SYSTEM &amp; COMPONENT IDENT.</b> | Return - Cooler To Pump .....      |                 | *23"           |             | Reservoir .....                       |                 | ✚              |             |
|                                      | Return - Gear To Cooler .....      |                 | ★16"           | 39108       | Return .....                          |                 | *17"           |             |
|                                      | <b>V-6 4.3 L ENG.</b>              |                 |                |             | <b>V-6 2.8 L ENG.</b>                 |                 |                |             |
|                                      | Pressure .....                     | 71404           |                |             | Pressure .....                        | 80122           |                |             |
|                                      | Return; W/O Cooler .....           |                 | *18"           | 39108       | Return .....                          |                 | *18"           |             |
|                                      | Return - Cooler To Pump .....      |                 | *37"           |             |                                       |                 |                |             |
|                                      | Return - Gear To Cooler .....      |                 | *30"           | 39108       |                                       |                 |                |             |
| <b>PASS. CARS</b>                    | <b>1993</b>                        |                 |                |             | <b>1985</b>                           |                 |                |             |
|                                      | <b>4-CYL. 2.5 L ENG.</b>           |                 |                |             | <b>4-CYL. 1.9 L ENG.</b>              |                 |                |             |
|                                      | Pressure .....                     | 70414           |                |             | Pressure .....                        | 71195           |                |             |
|                                      | Reservoir .....                    |                 | ✚              |             | Return .....                          |                 | *              |             |
|                                      | Return - Cooler To Pump .....      |                 | *20"           |             |                                       |                 |                |             |
|                                      | Return - From Gear .....           |                 |                | 39108       | <b>4-CYL. 2.2 L DIESEL ENG.</b>       |                 |                |             |
|                                      | Return - Gear To Cooler .....      |                 | *19"           |             | Pressure .....                        | 71251           |                |             |
|                                      | <b>V-6 2.8 L ENG.</b>              |                 |                |             | <b>4-CYL. 2.2 L DIESEL ENG.</b>       |                 |                |             |
|                                      | Pressure .....                     | 70421           |                |             | Reservoir .....                       |                 | ✚              |             |
|                                      | Return; W/O Cooler .....           |                 | *17"           |             | Return - Cooler To Reservoir .....    |                 | *              |             |
|                                      | Return - Cooler To Pump .....      |                 | *20"           |             | Return - Gear To Cooler .....         |                 | *              |             |
|                                      | Return - From Gear .....           |                 |                | 39108       | <b>4-CYL. 2.5 L ENG.</b>              |                 |                |             |
|                                      | Return - Gear To Cooler .....      |                 | *20"           |             | Pressure .....                        | 71222           |                |             |
| <b>LIGHT TRUCKS</b>                  | <b>V-6 4.3 L ENG.</b>              |                 |                |             | <b>4-CYL. 2.5 L ENG.</b>              |                 |                |             |
|                                      | Pressure .....                     | 71404           |                |             | Pressure .....                        | 71222           |                |             |
|                                      | Return; W/O Cooler .....           |                 | *18"           | 39108       | Reservoir .....                       |                 | ✚              |             |
|                                      | Return - Cooler To Pump .....      |                 | *36"           |             | Return .....                          |                 | *17"           |             |
|                                      | Return - Gear To Cooler .....      |                 | *30"           | 39108       | <b>V-6 2.8 L ENG.</b>                 |                 |                |             |
|                                      | <b>1992-1988</b>                   |                 |                |             | <b>V-6 2.8 L ENG.</b>                 |                 |                |             |
|                                      | <b>4-CYL. 2.5 L ENG.</b>           |                 |                |             | <b>4-CYL. 2.5 L ENG.</b>              |                 |                |             |
|                                      | Pressure .....                     | 70414           |                |             | Pressure .....                        | 80122           |                |             |
|                                      | Reservoir .....                    |                 | ✚              |             | Return .....                          |                 | *18"           |             |
|                                      | Return - Cooler To Pump .....      |                 | *20"           |             |                                       |                 |                |             |
|                                      | Return - From Gear .....           |                 |                | 39108       | <b>1984-1983</b>                      |                 |                |             |
|                                      | Return - Gear To Cooler .....      |                 | *19"           |             | <b>4-CYL. 1.9 L ENG.</b>              |                 |                |             |
|                                      | <b>V-6 2.8 L ENG.</b>              |                 |                |             | <b>4-CYL. 1.9 L ENG.</b>              |                 |                |             |
|                                      | Pressure .....                     | 70421           |                |             | Pressure; W/A.C. ....                 | 71195           |                |             |
|                                      | Return; W/O Cooler .....           |                 | *17"           | 39108       | Pressure; W/O A.C. ....               | 80140           |                |             |
|                                      | Return - Cooler To Pump .....      |                 | *20"           |             | Return; W/A.C. ....                   |                 | *14"           |             |
|                                      | Return - Gear To Cooler .....      |                 | *20"           |             | Return; W/O A.C. ....                 |                 | *15"           |             |
| <b>MEDIUM/HEAVY TRUCKS</b>           | <b>1992-1988</b>                   |                 |                |             | <b>4-CYL. 2.0 L ENG.</b>              |                 |                |             |
|                                      | <b>4-CYL. 2.5 L ENG.</b>           |                 |                |             | <b>4-CYL. 2.0 L ENG.</b>              |                 |                |             |
|                                      | Pressure .....                     | 70414           |                |             | Pressure .....                        | 71203           |                |             |
|                                      | Reservoir .....                    |                 | ✚              |             | Return .....                          |                 | *13"           |             |
|                                      | Return - Cooler To Pump .....      |                 | *20"           |             | <b>4-CYL. 2.2 L DIESEL ENG.</b>       |                 |                |             |
|                                      | Return - From Gear .....           |                 |                | 39108       | Pressure .....                        | 71251           |                |             |
|                                      | Return - Gear To Cooler .....      |                 | *19"           |             | Reservoir .....                       |                 | ✚              |             |
|                                      | <b>V-6 2.8 L ENG.</b>              |                 |                |             | <b>4-CYL. 2.2 L DIESEL ENG.</b>       |                 |                |             |
|                                      | Pressure .....                     | 70421           |                |             | Return .....                          |                 | *              |             |
|                                      | Return; W/O Cooler .....           |                 | *17"           | 39108       | <b>V-6 2.8 L ENG.</b>                 |                 |                |             |
|                                      | Return - Cooler To Pump .....      |                 | *20"           |             | Pressure .....                        | 80122           |                |             |
|                                      | Return - Gear To Cooler .....      |                 | *20"           |             | Return .....                          |                 | *20"           |             |
| <b>BUSES</b>                         | <b>V-6 4.3 L ENG.</b>              |                 |                |             | <b>1982</b>                           |                 |                |             |
|                                      | Pressure .....                     | 71404           |                |             | <b>4-CYL. 1.9 L ENG.</b>              |                 |                |             |
|                                      | Return; W/O Cooler .....           |                 | *18"           | 39108       | Pressure; W/A.C. ....                 | 71195           |                |             |
|                                      | Return - Cooler To Pump .....      |                 | *36"           |             | Pressure; W/O A.C. ....               | 80140           |                |             |
|                                      | Return - Gear To Cooler .....      |                 | *30"           | 39108       | Return; W/A.C. ....                   |                 | *14"           |             |
|                                      | <b>1987</b>                        |                 |                |             | <b>V-6 2.8 L ENG.</b>                 |                 |                |             |
|                                      | <b>4-CYL. 2.5 L ENG.</b>           |                 |                |             | <b>V-6 2.8 L ENG.</b>                 |                 |                |             |
|                                      | Pressure .....                     | 70414           |                |             | Pressure .....                        | 80139           |                |             |
|                                      | Reservoir .....                    |                 | ✚              |             | Return .....                          |                 | *20"           |             |
|                                      | Return .....                       |                 | *17"           |             |                                       |                 |                |             |
|                                      | Return - From Gear .....           |                 |                | 39108       | <b>SUBURBAN</b>                       |                 |                |             |
|                                      | <b>V-6 2.8 L ENG.</b>              |                 |                |             | <b>1995</b>                           |                 |                |             |
|                                      | Pressure .....                     | 70421           |                |             | <b>V-8 5.7 L ENG.</b>                 |                 |                |             |
|                                      | Return; W/O Cooler .....           |                 | *16"           | 39108       | Pressure; Conventional System .....   | 71668           |                |             |
|                                      | Return - Cooler To Pump .....      |                 | *20"           |             | Pressure - Hydroboost To Gear; Hydro- |                 |                |             |
|                                      | Return - Gear To Cooler .....      |                 | *20"           | 39108       | boost System .....                    | 91814           |                |             |

**ILLUSTRATIONS**

\* Cut From C.P.E. 3/8" I.D. Hose: 71350 (48"), 81352 (25').  
 † Cut From S.A.E. 11/32" I.D. Hose: 80062 (12"), 80063 (24"), 80064 (36"), 81353 (25').  
 ★ Cut From S.A.E. 3/8" I.D. Hose: 71224 (24"), 71236 (36"), 71206 (48"), 81206 (25'). May Also Use 3/8" C.P.E.  
 ✚ Cut From S.A.E. 5/8" I.D. Hose: 71351 (36").  
 □ Cut From 1/2" I.D. Suction Hose: 71296 (36"), 81354 (10').  
 ✚ Cut From 5/8" I.D. Suction Hose: 71207 (42"), 81355 (10').  
 ★ Cut From 3/4" I.D. Suction Hose: 71297 (36"), 81356 (10').  
 ☆ See Page A14 For Pump or Gear Identification.

Ⓜ Two Required.  
 Ⓝ Three Required.  
 Ⓞ Four Required.  
 ✚ Cut To Fit.  
 ✚ Replaces Both Upper and Lower Hose.  
 ▲ 252660 Adaptor Required For Some Models.  
 ✚ See Page A6 For Installation Procedure.

# Power Steering Hose for Light Trucks

| Application  | Assembly Number | Multi-Use Hose | End Fitting | Application  | Assembly Number | Multi-Use Hose | End Fitting |                                      |
|--|-----------------|----------------|-------------|--|-----------------|----------------|-------------|--------------------------------------|
| <b>CHEVROLET - Continued</b>                           |                 |                |             | <b>CHEVROLET - Continued</b>                           |                 |                |             | <b>SYSTEM PUMP &amp; GEAR IDENT.</b> |
| <b>SUBURBAN - Continued</b>                            |                 |                |             | <b>SUBURBAN - Continued</b>                            |                 |                |             |                                      |
| <b>1995 - Continued</b>                                |                 |                |             | <b>1993-1992 - Continued</b>                           |                 |                |             | <b>SYSTEM &amp; COMPONENT IDENT.</b> |
| <b>V-8 5.7 L ENG. - Continued</b>                      |                 |                |             | <b>V-8 5.7 L ENG. - Continued</b>                      |                 |                |             |                                      |
| Pressure - Pump To Hydroboost; Hydroboost System ..... | 91815           |                |             | Return - Cooler To Pump; Hydroboost System.....        |                 | *42"           |             |                                      |
| Return; W/O Cooler .....                               | ≧71417          |                |             | Return - Cooler To Pump; W/Finned Cooler.....          |                 | *42"           |             |                                      |
| Return - Cooler To Pump; W/Finned Cooler.....          |                 | *42"           |             | Return - Hydroboost To Pump; Hydroboost System .....   | 91818           |                |             |                                      |
| Return - Hydroboost To Pump; Hydroboost System .....   | 91816           |                |             | <b>V-8 7.4 L ENG.</b>                                  |                 |                |             |                                      |
| <b>V-8 6.5 L DIESEL ENG.</b>                           |                 |                |             | Pressure; Conventional System.....                     |                 |                |             | <b>PASS. CARS</b>                    |
| Pressure - Hydroboost To Gear.....                     | 91814           |                |             | Pressure - Hydroboost To Gear; Hydroboost System ..... | 71094           |                |             |                                      |
| Pressure - Pump To Hydroboost.....                     | 91813           |                |             | Pressure - Pump To Hydroboost; Hydroboost System ..... | 91730           |                |             |                                      |
| Return - Cooler To Pump.....                           |                 | *42"           |             | Return - Cooler To Pump; Hydroboost System.....        | 91651           |                |             |                                      |
| Return - Hydroboost To Pump.....                       | 91816           |                |             | Return - Cooler To Pump; W/Finned Cooler.....          |                 | *42"           |             |                                      |
| <b>V-8 7.4 L ENG.</b>                                  |                 |                |             | Return - Hydroboost To Pump; Hydroboost System .....   |                 |                |             | <b>LIGHT TRUCKS</b>                  |
| Pressure; Conventional System.....                     | 71094           |                |             | Return - Cooler To Pump; W/Finned Cooler.....          |                 | *42"           |             |                                      |
| Pressure - Hydroboost To Gear; Hydroboost System ..... | 91814           |                |             | Return - Hydroboost To Pump; Hydroboost System .....   | 91818           |                |             |                                      |
| Pressure - Pump To Hydroboost; Hydroboost System ..... | 91813           |                |             | <b>1991-1990</b>                                       |                 |                |             |                                      |
| Return - Cooler To Pump; W/Finned Cooler.....          |                 | *42"           |             | <b>V-8 5.7 L ENG.</b>                                  |                 |                |             |                                      |
| Return - Hydroboost To Pump; Hydroboost System .....   | 91816           |                |             | Pressure; Conventional System.....                     | 71402           |                |             |                                      |
| <b>1994</b>  |                 |                |             | Pressure - Hydroboost To Gear; Hydroboost System ..... | 71093           |                |             |                                      |
| <b>V-8 5.7 L ENG.</b>                                  |                 |                |             | Pressure - Pump To Hydroboost; Hydroboost System ..... | 91466           |                |             |                                      |
| Pressure; Conventional System.....                     | 71668           |                |             | Return; W/O Cooler .....                               | ≧71417          |                |             |                                      |
| Pressure - Hydroboost To Gear; Hydroboost System ..... | 91730           |                |             | Return - Cooler To Pump; W/Finned Cooler.....          |                 | *42"           |             |                                      |
| Pressure - Pump To Hydroboost; Hydroboost System ..... | 91651           |                |             | Return - Gear To Cooler; Hydroboost System.....        |                 | *              |             |                                      |
| Return; W/O Cooler .....                               | ≧71417          |                |             | Return - Hydroboost To Pump; Hydroboost System .....   | 91818           |                |             |                                      |
| Return - Cooler To Pump; W/Finned Cooler.....          |                 | *42"           |             | <b>V-8 6.2 L DIESEL ENG.</b>                           |                 |                |             |                                      |
| Return - Hydroboost To Pump; Hydroboost System .....   | 91818           |                |             | Pressure - Hydroboost To Gear.....                     | 71772           |                |             |                                      |
| <b>V-8 6.5 L DIESEL ENG.</b>                           |                 |                |             | Pressure - Pump To Hydroboost.....                     | 91697           |                |             |                                      |
| Pressure - Hydroboost To Gear.....                     | 91730           |                |             | Return - Gear To Pump.....                             |                 | *12"           |             |                                      |
| Pressure - Pump To Hydroboost.....                     | 91651           |                |             | Return - Hydroboost To Pump.....                       |                 | *32"           |             |                                      |
| Return - Cooler To Pump.....                           |                 | *42"           |             | <b>V-8 7.4 L ENG.</b>                                  |                 |                |             |                                      |
| Return - Hydroboost To Pump.....                       | 91818           |                |             | Pressure; Conventional System;                         |                 |                |             |                                      |
| <b>V-8 7.4 L ENG.</b>                                  |                 |                |             | W/Cooler.....  | 71402           |                |             |                                      |
| Pressure; Conventional System.....                     | 71094           |                |             | Pressure; Conventional System; W/O Cooler.....         | 71148           |                |             |                                      |
| Pressure - Hydroboost To Gear; Hydroboost System ..... | 91730           |                |             | Pressure - Hydroboost To Gear; Hydroboost System ..... | 71093           |                |             |                                      |
| Pressure - Pump To Hydroboost; Hydroboost System ..... | 91651           |                |             | Pressure - Pump To Hydroboost; Hydroboost System ..... | 91469           |                |             |                                      |
| Return - Cooler To Pump; Hydroboost System.....        |                 | *42"           |             | Return - Cooler To Pump; W/Finned Cooler.....          |                 | *42"           |             |                                      |
| Return - Cooler To Pump; W/Finned Cooler.....          |                 | *42"           |             | Return - Gear To Cooler; Hydroboost System.....        |                 | *              |             |                                      |
| Return - Hydroboost To Pump; Hydroboost System .....   | 91818           |                |             | Return - Hydroboost To Pump; Hydroboost System .....   | 91818           |                |             |                                      |
| <b>1993-1992</b>                                       |                 |                |             | <b>1989</b>  |                 |                |             | <b>REPAIR KITS</b>                   |
| <b>V-8 5.7 L ENG.</b>                                  |                 |                |             | <b>V-8 5.7 L ENG.</b>                                  |                 |                |             |                                      |
| Pressure; Conventional System.....                     | 71668           |                |             | Pressure; Conventional System.....                     | 71402           |                |             |                                      |
| Pressure - Hydroboost To Gear; Hydroboost System ..... | 91730           |                |             | Pressure - Hydroboost To Gear; Hydroboost System ..... | 71093           |                |             |                                      |
| Pressure - Pump To Hydroboost; Hydroboost System ..... | 91651           |                |             | Pressure - Pump To Hydroboost; Hydroboost System ..... | 91466           |                |             |                                      |
| Return; W/O Cooler .....                               | ≧71417          |                |             | Return; W/O Cooler .....                               | ≧71417          |                |             |                                      |

- \* Cut From C.P.E. 3/8" I.D. Hose: 71350 (48"), 81352 (25').
- † Cut From S.A.E. 11/32" I.D. Hose: 80062 (12"), 80063 (24"), 80064 (36"), 81353 (25').
- ★ Cut From S.A.E. 3/8" I.D. Hose: 71224 (24"), 71236 (36"), 71206 (48"), 81206 (25'). May Also Use 3/8" C.P.E.
- ♣ Cut From S.A.E. 5/8" I.D. Hose: 71351 (36").
- Cut From 1/2" I.D. Suction Hose: 71296 (36"), 81354 (10').
- ♣ Cut From 5/8" I.D. Suction Hose: 71207 (42"), 81355 (10').
- \* Cut From 3/4" I.D. Suction Hose: 71297 (36"), 81356 (10').
- ☆ See Page A14 For Pump or Gear Identification.

- Ⓜ Two Required.
- Ⓝ Three Required.
- Ⓞ Four Required.
- ≧ Cut To Fit.
- ♣ Replaces Both Upper and Lower Hose.
- ▲ 252660 Adaptor Required For Some Models.
- ♣ See Page A6 For Installation Procedure.

**ILLUSTRATIONS**

# Power Steering Hose for Light Trucks

|                                      | Application   | Assembly Number | Multi-Use Hose | End Fitting | Application   | Assembly Number | Multi-Use Hose | End Fitting |
|--------------------------------------|---|-----------------|----------------|-------------|---|-----------------|----------------|-------------|
| <b>SYSTEM PUMP &amp; GEAR IDENT.</b> | <b>CHEVROLET - Continued</b>                          |                 |                |             | <b>CHEVROLET - Continued</b>                          |                 |                |             |
|                                      | <b>SUBURBAN - Continued</b>                           |                 |                |             | <b>SUBURBAN - Continued</b>                           |                 |                |             |
|                                      | <b>1989 - Continued</b>                               |                 |                |             | <b>1987-1985</b>                                      |                 |                |             |
|                                      | <b>V-8 5.7 L ENG. - Continued</b>                     |                 |                |             | <b>V-8 5.0 L ENG.</b>                                 |                 |                |             |
| <b>SYSTEM &amp; COMPONENT IDENT.</b> | Return - Cooler To Pump; W/Finned Cooler.....         |                 |                | *42"        | Pressure; Conventional System; Optional Hose.....     | 71402           |                |             |
|                                      | Return - Gear To Cooler; Hydroboost System.....       |                 |                | *           | Pressure; Conventional System; Preferred Hose.....    | 71088           |                |             |
| <b>PASS. CARS</b>                    | Return - Hydroboost To Pump; Hydroboost System.....   | 91818           |                |             | Pressure - Hydroboost To Gear; Hydroboost System..... | 71093           |                |             |
|                                      | <b>V-8 6.2 L DIESEL ENG.</b>                          |                 |                |             | Return; Conventional System.....                      |                 |                |             |
|                                      | Pressure - Hydroboost To Gear.....                    | 71093           |                |             | Return - Gear To Pump; Hydroboost System.....         |                 |                | *12"        |
|                                      | Pressure - Pump To Hydroboost.....                    | 91697           |                |             | Return - Hydroboost To Pump; Hydroboost System.....   |                 |                | *24"        |
|                                      | Return - Gear To Pump.....                            |                 |                | *12"        | Return - Hydroboost To Pump; Hydroboost System.....   |                 |                | *32"        |
|                                      | Return - Hydroboost To Pump.....                      |                 |                | *32"        | <b>V-8 5.7 L ENG.</b>                                 |                 |                |             |
|                                      | <b>V-8 7.4 L ENG.</b>                                 |                 |                |             | Pressure; Conventional System; Optional Hose.....     |                 |                |             |
|                                      | Pressure; Conventional System; W/Cooler.....          | 71402           |                |             | Pressure; Conventional System; Preferred Hose.....    | 71088           |                |             |
|                                      | Pressure; Conventional System; W/O Cooler.....        | 71148           |                |             | Pressure - Hydroboost To Gear; Hydroboost System..... | 71093           |                |             |
| <b>LIGHT TRUCKS</b>                  | Pressure - Hydroboost To Gear; Hydroboost System..... | 71093           |                |             | Pressure - Pump To Hydroboost; Hydroboost System..... | 91466           |                |             |
|                                      | Pressure - Pump To Hydroboost; Hydroboost System..... | 91469           |                |             | Reservoir.....  |                 |                | *12"        |
|                                      | Reservoir.....  |                 |                | ☼           | Return - Gear To Pump; Hydroboost System.....         |                 |                | *24"        |
|                                      | Return - Cooler To Pump; W/Finned Cooler.....         |                 |                | *42"        | Return - Hydroboost To Pump; Hydroboost System.....   |                 |                | *32"        |
|                                      | Return - Gear To Cooler; Hydroboost System.....       |                 |                | *           | <b>V-8 6.2 L DIESEL ENG.</b>                          |                 |                |             |
|                                      | Return - Hydroboost To Pump; Hydroboost System.....   | 91818           |                |             | Pressure - Hydroboost To Gear.....                    | 71093           |                |             |
| <b>MEDIUM/HEAVY TRUCKS</b>           | <b>1988</b>   |                 |                |             | Pressure - Pump To Hydroboost.....                    |                 |                |             |
|                                      | <b>V-8 5.7 L ENG.</b>                                 |                 |                |             | Reservoir.....  |                 |                |             |
|                                      | Pressure; Conventional System; Optional Hose.....     | 71402           |                |             | Return - Gear To Pump.....                            |                 |                | *24"        |
|                                      | Pressure; Conventional System; Preferred Hose.....    | 71088           |                |             | Return - Hydroboost To Pump.....                      |                 |                | *32"        |
| <b>BUSES</b>                         | Pressure - Hydroboost To Gear; Hydroboost System..... | 71093           |                |             | <b>V-8 7.4 L ENG.</b>                                 |                 |                |             |
|                                      | Pressure - Pump To Hydroboost; Hydroboost System..... | 91466           |                |             | Pressure; Conventional System.....                    | 71148           |                |             |
|                                      | Return; W/O Cooler.....                               | ☼71417          |                |             | Pressure - Hydroboost To Gear; Hydroboost System..... | 71093           |                |             |
|                                      | Return - Cooler To Pump; W/Finned Cooler.....         |                 |                | *42"        | Pressure - Pump To Hydroboost; Hydroboost System..... | 91469           |                |             |
|                                      | Return - Gear To Cooler; Hydroboost System.....       |                 |                | *           | Reservoir; Conventional System.....                   |                 |                | ☼           |
|                                      | Return - Hydroboost To Pump; Hydroboost System.....   | 91818           |                |             | Reservoir; Hydroboost System.....                     |                 |                | ☼           |
|                                      | <b>V-8 6.2 L DIESEL ENG.</b>                          |                 |                |             | Return; Conventional System.....                      |                 |                |             |
|                                      | Pressure - Hydroboost To Gear.....                    | 71093           |                |             | Return - Gear To Pump; Hydroboost System.....         |                 |                | *13"        |
|                                      | Pressure - Pump To Hydroboost.....                    | 91468           |                |             | Return - Hydroboost To Pump; Hydroboost System.....   |                 |                | *24"        |
|                                      | Reservoir.....  |                 |                | ☼           | Return - Hydroboost To Pump; Hydroboost System.....   |                 |                | *32"        |
|                                      | Return - Gear To Pump.....                            |                 |                | *14"        | <b>1984-1982</b>                                      |                 |                |             |
|                                      | Return - Hydroboost To Pump.....                      |                 |                | *32"        | <b>V-8 5.0 L ENG.</b>                                 |                 |                |             |
|                                      | <b>V-8 7.4 L ENG.</b>                                 |                 |                |             | Pressure; Conventional System; Optional Hose.....     |                 |                |             |
|                                      | Pressure; Conventional System.....                    | 71148           |                |             | Pressure; Conventional System; Preferred Hose.....    | 71088           |                |             |
|                                      | Pressure - Hydroboost To Gear; Hydroboost System..... | 71093           |                |             | Pressure - Hydroboost To Gear; Hydroboost System..... | 71093           |                |             |
|                                      | Pressure - Pump To Hydroboost; Hydroboost System..... | 91469           |                |             | Return; Conventional System.....                      |                 |                | *20"        |
|                                      | Reservoir.....  |                 |                | ☼           | Return - Gear To Pump; Hydroboost System.....         |                 |                | *24"        |
|                                      | Return; Conventional System.....                      |                 |                | *13"        | Return - Hydroboost To Pump; Hydroboost System.....   |                 |                | *32"        |
|                                      | Return - Gear To Pump; Hydroboost System.....         |                 |                | *14"        | <b>V-8 5.7 L ENG.</b>                                 |                 |                |             |
|                                      | Return - Hydroboost To Pump; Hydroboost System.....   |                 |                | *32"        | Pressure; Conventional System; Optional Hose.....     | 71402           |                |             |

**ILLUSTRATIONS**

- \* Cut From C.P.E. 3/8" I.D. Hose: 71350 (48"), 81352 (25').
- † Cut From S.A.E. 11/32" I.D. Hose: 80062 (12"), 80063 (24"), 80064 (36"), 81353 (25').
- ★ Cut From S.A.E. 3/8" I.D. Hose: 71224 (24"), 71236 (36"), 71206 (48"), 81206 (25'). May Also Use 3/8" C.P.E.
- ♣ Cut From S.A.E. 5/8" I.D. Hose: 71351 (36").
- Cut From 1/2" I.D. Suction Hose: 71296 (36"), 81354 (10').
- ♠ Cut From 5/8" I.D. Suction Hose: 71207 (42"), 81355 (10').
- ✱ Cut From 3/4" I.D. Suction Hose: 71297 (36"), 81356 (10').
- ☆ See Page A14 For Pump or Gear Identification.

- Ⓜ Two Required.
- Ⓝ Three Required.
- Ⓞ Four Required.
- ☼ Cut To Fit.
- ☼ Replaces Both Upper and Lower Hose.
- ▲ 252660 Adaptor Required For Some Models.
- ♣ See Page A6 For Installation Procedure.



# Power Steering Hose for Light Trucks

| Application  | Assembly Number | Multi-Use Hose | End Fitting | Application  | Assembly Number | Multi-Use Hose | End Fitting |
|--|-----------------|----------------|-------------|--|-----------------|----------------|-------------|
| <b>CHEVROLET - Continued</b>                           |                 |                |             | <b>CHEVROLET - Continued</b>                           |                 |                |             |
| <b>SUBURBAN - Continued</b>                            |                 |                |             | <b>SUBURBAN - Continued</b>                            |                 |                |             |
| <b>1984-1982 - Continued</b>                           |                 |                |             | <b>1981 - Continued</b>                                |                 |                |             |
| <b>V-8 5.7 L ENG. - Continued</b>                      |                 |                |             | <b>V-8 7.4 L ENG. - Continued</b>                      |                 |                |             |
| Pressure; Conventional System; Preferred Hose .....    | 71088           |                |             | Reservoir; Hydroboost System .....                     |                 | *24"           | 39106       |
| Pressure - Hydroboost To Gear; Hydroboost System ..... | 71093           |                |             | Return; Conventional System .....                      |                 | *24"           |             |
| Pressure - Pump To Hydroboost; Hydroboost System ..... | 91466           |                |             | Return - Gear To Pump; Hydroboost System .....         |                 | *24"           |             |
| Return; Conventional System .....                      |                 | *20"           |             | Return - Hydroboost To Pump; Hydroboost System .....   |                 | *32"           |             |
| Return - Gear To Pump; Hydroboost System .....         |                 | *24"           |             |  |                 |                |             |
| Return - Hydroboost To Pump; Hydroboost System .....   |                 | *32"           |             |  |                 |                |             |
| <b>V-8 6.2 L DIESEL ENG.</b>                           |                 |                |             | <b>1980</b>  |                 |                |             |
| Pressure - Hydroboost To Gear .....                    | 71093           |                |             | <b>6-CYL. 4.1 L ENG.</b>                               |                 |                |             |
| Pressure - Pump To Hydroboost .....                    | 91468           |                |             | Pressure; Conventional System .....                    | 70910           |                |             |
| Reservoir .....  |                 | *              |             | Pressure - Hydroboost To Gear; Hydroboost System ..... | 70924           |                |             |
| Return - Gear To Pump .....                            |                 | *24"           |             | Pressure - Pump To Hydroboost; Hydroboost System ..... | 91571           |                |             |
| Return - Hydroboost To Pump .....                      |                 | *32"           |             | Return; Conventional System .....                      | ≅70518          | *22"           | 39859       |
|  |                 |                |             | Return - Gear To Pump; Hydroboost System .....         |                 | *34"           |             |
|  |                 |                |             | Return - Hydroboost To Pump; Hydroboost System .....   |                 | *42"           |             |
| <b>V-8 7.4 L ENG.</b>                                  |                 |                |             | <b>V-8 5.0 L ENG.</b>                                  |                 |                |             |
| Pressure; Conventional System .....                    | 71148           |                |             | Pressure; Conventional System .....                    | 80147           |                |             |
| Pressure - Hydroboost To Gear; Hydroboost System ..... | 71093           |                |             | Pressure - Hydroboost To Gear; Hydroboost System ..... | 70924           |                |             |
| Pressure - Pump To Hydroboost; Hydroboost System ..... | 91469           |                |             | Return; Conventional System .....                      | ≅70518          | *22"           | 39135       |
| Reservoir; Hydroboost System .....                     |                 | *              |             | Return - Gear To Pump; Hydroboost System .....         |                 | *34"           |             |
| Return; Conventional System .....                      |                 | *13"           |             | Return - Hydroboost To Pump; Hydroboost System .....   |                 | *42"           |             |
| Return - Gear To Pump; Hydroboost System .....         |                 | *24"           |             |  |                 |                |             |
| Return - Hydroboost To Pump; Hydroboost System .....   |                 | *32"           |             |  |                 |                |             |
| <b>1981</b>  |                 |                |             | <b>V-8 5.7 L ENG.</b>                                  |                 |                |             |
| <b>V-8 5.0 L ENG.</b>                                  |                 |                |             | Pressure; Conventional System; Optional Hose .....     |                 |                |             |
| Pressure; Conventional System; Optional Hose .....     | 71402           |                |             |  | 71402           |                |             |
| Pressure; Conventional System; Preferred Hose .....    | 71088           |                |             | Pressure; Conventional System; Preferred Hose .....    | 71088           |                |             |
| Pressure - Hydroboost To Gear; Hydroboost System ..... | 71093           |                |             | Pressure - Hydroboost To Gear; Hydroboost System ..... | 71093           |                |             |
| Return; Conventional System .....                      |                 | *24"           | 39106       | Pressure - Pump To Hydroboost; Hydroboost System ..... | 91466           |                |             |
| Return - Gear To Pump; Hydroboost System .....         |                 | *24"           |             | Return; Conventional System .....                      |                 | *24"           | 39106       |
| Return - Hydroboost To Pump; Hydroboost System .....   |                 | *32"           |             | Return - Gear To Pump; Hydroboost System .....         |                 | *24"           |             |
|  |                 |                |             | Return - Hydroboost To Pump; Hydroboost System .....   |                 | *32"           |             |
| <b>V-8 5.7 L ENG.</b>                                  |                 |                |             | <b>V-8 6.6 L ENG.</b>                                  |                 |                |             |
| Pressure; Conventional System; Optional Hose .....     | 71402           |                |             | Pressure; Conventional System; Optional Hose .....     | 71402           |                |             |
| Pressure; Conventional System; Preferred Hose .....    | 71088           |                |             | Pressure; Conventional System; Preferred Hose .....    | 71088           |                |             |
| Pressure - Hydroboost To Gear; Hydroboost System ..... | 71093           |                |             | Pressure - Hydroboost To Gear; Hydroboost System ..... | 71093           |                |             |
| Pressure - Pump To Hydroboost; Hydroboost System ..... | 91466           |                |             | Return; Conventional System .....                      |                 | *24"           | 39106       |
| Return; Conventional System .....                      |                 | *24"           | 39106       | Return - Gear To Pump; Hydroboost System .....         |                 | *24"           |             |
| Return - Gear To Pump; Hydroboost System .....         |                 | *24"           |             | Return - Hydroboost To Pump; Hydroboost System .....   |                 | *32"           |             |
| Return - Hydroboost To Pump; Hydroboost System .....   |                 | *32"           |             |  |                 |                |             |
| <b>V-8 7.4 L ENG.</b>                                  |                 |                |             | <b>V-8 7.4 L ENG.</b>                                  |                 |                |             |
| Pressure; Conventional System .....                    | 71148           |                |             | Pressure; Conventional System .....                    | 71148           |                |             |
| Pressure - Hydroboost To Gear; Hydroboost System ..... | 71093           |                |             | Pressure - Hydroboost To Gear; Hydroboost System ..... | 71093           |                |             |
| Pressure - Pump To Hydroboost; Hydroboost System ..... | 91469           |                |             | Pressure - Pump To Hydroboost; Hydroboost System ..... | 91469           |                |             |
|  |                 |                |             | Reservoir; Hydroboost System .....                     |                 | *              |             |
|  |                 |                |             | Return; Conventional System .....                      |                 | *24"           | 39106       |

- \* Cut From C.P.E. 3/8" I.D. Hose: 71350 (48"), 81352 (25').
- † Cut From S.A.E. 11/32" I.D. Hose: 80062 (12"), 80063 (24"), 80064 (36"), 81353 (25').
- ★ Cut From S.A.E. 3/8" I.D. Hose: 71224 (24"), 71236 (36"), 71206 (48"), 81206 (25'). May Also Use 3/8" C.P.E.
- ♣ Cut From S.A.E. 5/8" I.D. Hose: 71351 (36").
- Cut From 1/2" I.D. Suction Hose: 71296 (36"), 81354 (10').
- ♣ Cut From 5/8" I.D. Suction Hose: 71207 (42"), 81355 (10').
- \* Cut From 3/4" I.D. Suction Hose: 71297 (36"), 81356 (10').
- ☆ See Page A14 For Pump or Gear Identification.

- Ⓜ Two Required.
- Ⓝ Three Required.
- Ⓞ Four Required.
- ≅ Cut To Fit.
- ♣ Replaces Both Upper and Lower Hose.
- ▲ 252660 Adaptor Required For Some Models.
- ♣ See Page A6 For Installation Procedure.

SYSTEM PUMP & GEAR IDENT.

SYSTEM & COMPONENT IDENT.

PASS. CARS

LIGHT TRUCKS

MEDIUM/HEAVY TRUCKS

BUSES

HOSE NUMERICAL

REPAIR KITS

KIT NUMERICAL

ILLUSTRATIONS



# Power Steering Hose for Light Trucks

| Application  | Assembly Number | Multi-Use Hose | End Fitting | Application  | Assembly Number | Multi-Use Hose | End Fitting |
|--|-----------------|----------------|-------------|--|-----------------|----------------|-------------|
| <b>CHEVROLET - Continued</b>                           |                 |                |             | <b>CHEVROLET - Continued</b>                           |                 |                |             |
| <b>SUBURBAN - Continued</b>                            |                 |                |             | <b>SUBURBAN - Continued</b>                            |                 |                |             |
| <b>1977 - Continued</b>                                |                 |                |             | <b>1976-1975 - Continued</b>                           |                 |                |             |
| <b>V-8 305 ENG.; V-8 400 ENG. - Continued</b>          |                 |                |             | <b>V-8 400 ENG. - Continued</b>                        |                 |                |             |
| Pressure - Hydroboost To Gear; Hydroboost System ..... | 70924           |                |             | Pressure - Hydroboost To Gear; Hydroboost System ..... | 70924           |                |             |
| Return; Conventional System .....                      | ≧70518          | ★22"           | 39135       | Return; Conventional System .....                      | ≧70551          | ★22"           | 39135       |
| Return - Gear To Pump; Hydroboost System .....         |                 | ★34"           |             | Return - Cooler To Tee; Hydroboost System .....        |                 | ★              |             |
| Return - Hydroboost To Pump; Hydroboost System .....   |                 | ★42"           |             | Return - Gear To Cooler; Hydroboost System .....       |                 | ★              |             |
| <b>V-8 350 ENG.</b>                                    |                 |                |             | <b>V-8 454 ENG.</b>                                    |                 |                |             |
| Pressure; Conventional System .....                    | 70911           |                |             | Pressure; Conventional System .....                    | 70911           |                |             |
| Pressure - Hydroboost To Gear; Hydroboost System ..... | 70924           |                |             | Pressure - Hydroboost To Gear; Hydroboost System ..... | 70924           |                |             |
| Pressure - Pump To Hydroboost; Hydroboost System ..... | 91570           |                |             | Pressure - Pump To Hydroboost; Hydroboost System ..... | 91571           |                |             |
| Return; Conventional System .....                      | ≧70518          | ★22"           | 39135       | Return; Conventional System .....                      | ≧70551          | ★22"           | 39135       |
| Return - Gear To Pump; Hydroboost System .....         |                 | ★34"           |             | Return - Cooler To Tee; Hydroboost System .....        |                 | ★              |             |
| Return - Hydroboost To Pump; Hydroboost System .....   |                 | ★42"           |             | Return - Gear To Cooler; Hydroboost System .....       |                 | ★              |             |
| <b>V-8 454 ENG.</b>                                    |                 |                |             | <b>1974</b>  |                 |                |             |
| Pressure; Conventional System .....                    | 71032           |                |             | Pressure; Conventional System .....                    | 70910           |                |             |
| Pressure - Hydroboost To Gear; Hydroboost System ..... | 70924           |                |             | Pressure - Hydroboost To Gear; Hydroboost System ..... | 70924           |                |             |
| Pressure - Pump To Hydroboost; Hydroboost System ..... | 91571           |                |             | Pressure - Pump To Hydroboost; Hydroboost System ..... | 91569           |                |             |
| Return; Conventional System .....                      | ≧70177          | ★9"            | 39135       | Return; Conventional System .....                      | ≧70629          | ★22"           | 39859       |
| Return - Gear To Pump; Hydroboost System .....         |                 | ★34"           |             | Return - Cooler To Tee; Hydroboost System .....        |                 | ★              |             |
| Return - Hydroboost To Pump; Hydroboost System .....   |                 | ★42"           |             | Return - Gear To Cooler; Hydroboost System .....       |                 | ★              |             |
| <b>1976-1975</b>                                       |                 |                |             | <b>6-CYL. 250 ENG.; 6-CYL. 292 ENG.</b>                |                 |                |             |
| <b>6-CYL. 250 ENG.; 6-CYL. 292 ENG.</b>                |                 |                |             | <b>6-CYL. 250 ENG.; 6-CYL. 292 ENG.</b>                |                 |                |             |
| Pressure; Conventional System .....                    | 70910           |                |             | Pressure; Conventional System .....                    | 70910           |                |             |
| Pressure - Hydroboost To Gear; Hydroboost System ..... | 70924           |                |             | Pressure - Hydroboost To Gear; Hydroboost System ..... | 70924           |                |             |
| Pressure - Pump To Hydroboost; Hydroboost System ..... | 91571           |                |             | Pressure - Pump To Hydroboost; Hydroboost System ..... | 91569           |                |             |
| Return; Conventional System .....                      | ≧70629          | ★22"           | 39859       | Return; Conventional System .....                      | ≧70629          | ★22"           | 39859       |
| Return - Cooler To Tee; Hydroboost System .....        |                 | ★              |             | Return - Cooler To Tee; Hydroboost System .....        |                 | ★              |             |
| Return - Gear To Cooler; Hydroboost System .....       |                 | ★              |             | Return - Gear To Cooler; Hydroboost System .....       |                 | ★              |             |
| Return - Hydroboost To Tee; Hydroboost System .....    |                 | ★30"           |             | Return - Hydroboost To Tee; Hydroboost System .....    |                 | ★              |             |
| Return - Tee To Pump; Hydroboost System .....          |                 | ★12"           |             | Return - Tee To Pump; Hydroboost System .....          |                 | ★              |             |
| <b>V-8 350 ENG.</b>                                    |                 |                |             | <b>V-8 350 ENG.; V-8 454 ENG.</b>                      |                 |                |             |
| Pressure; Conventional System .....                    | 70911           |                |             | Pressure; Conventional System .....                    | 70911           |                |             |
| Pressure - Hydroboost To Gear; Hydroboost System ..... | 70924           |                |             | Pressure - Hydroboost To Gear; Hydroboost System ..... | 70924           |                |             |
| Pressure - Pump To Hydroboost; Hydroboost System ..... | 91570           |                |             | Pressure - Pump To Hydroboost; Hydroboost System ..... | 91569           |                |             |
| Return; Conventional System .....                      | ≧70551          | ★22"           | 39135       | Return; Conventional System .....                      | ≧70551          | ★22"           | 39135       |
| Return - Cooler To Tee; Hydroboost System .....        |                 | ★              |             | Return - Cooler To Tee; Hydroboost System .....        |                 | ★              |             |
| Return - Gear To Cooler; Hydroboost System .....       |                 | ★              |             | Return - Gear To Cooler; Hydroboost System .....       |                 | ★              |             |
| Return - Hydroboost To Tee; Hydroboost System .....    |                 | ★30"           |             | Return - Hydroboost To Tee; Hydroboost System .....    |                 | ★              |             |
| Return - Tee To Pump; Hydroboost System .....          |                 | ★12"           |             | Return - Tee To Pump; Hydroboost System .....          |                 | ★              |             |
| <b>V-8 400 ENG.</b>                                    |                 |                |             | <b>1973</b>  |                 |                |             |
| Pressure; Conventional System .....                    | 70911           |                |             | Pressure; Conventional System .....                    | 70910           |                |             |
| <b>1976-1975</b>                                       |                 |                |             | <b>6-CYL. 250 ENG.; 6-CYL. 292 ENG.</b>                |                 |                |             |
| <b>6-CYL. 250 ENG.; 6-CYL. 292 ENG.</b>                |                 |                |             | <b>6-CYL. 250 ENG.; 6-CYL. 292 ENG.</b>                |                 |                |             |
| Pressure; Conventional System .....                    | 70910           |                |             | Pressure; Conventional System .....                    | 70910           |                |             |

|                           |
|---------------------------|
| SYSTEM PUMP & GEAR IDENT. |
| SYSTEM & COMPONENT IDENT. |
| PASS. CARS                |
| LIGHT TRUCKS              |
| MEDIUM/HEAVY TRUCKS       |
| BUSES                     |
| HOSE NUMERICAL            |
| REPAIR KITS               |
| KIT NUMERICAL             |
| ILLUSTRATIONS             |

\* Cut From C.P.E. 3/8" I.D. Hose: 71350 (48"), 81352 (25').  
 † Cut From S.A.E. 11/32" I.D. Hose: 80062 (12"), 80063 (24"), 80064 (36"), 81353 (25').  
 ★ Cut From S.A.E. 3/8" I.D. Hose: 71224 (24"), 71236 (36"), 71206 (48"), 81206 (25'). May Also Use 3/8" C.P.E.  
 ❖ Cut From S.A.E. 5/8" I.D. Hose: 71351 (36").  
 □ Cut From 1/2" I.D. Suction Hose: 71296 (36"), 81354 (10').  
 ❖ Cut From 5/8" I.D. Suction Hose: 71207 (42"), 81355 (10').  
 \* Cut From 3/4" I.D. Suction Hose: 71297 (36"), 81356 (10').  
 ☆ See Page A14 For Pump or Gear Identification.

② Two Required.  
 ③ Three Required.  
 ④ Four Required.  
 ≧ Cut To Fit.  
 \* Replaces Both Upper and Lower Hose.  
 ▲ 252660 Adaptor Required For Some Models.  
 ❖ See Page A6 For Installation Procedure.

# Power Steering Hose for Light Trucks

|                                      | Application   | Assembly Number | Multi-Use Hose | End Fitting | Application   | Assembly Number | Multi-Use Hose | End Fitting |
|--------------------------------------|---|-----------------|----------------|-------------|---|-----------------|----------------|-------------|
| <b>SYSTEM PUMP &amp; GEAR IDENT.</b> | <b>CHEVROLET - Continued</b>  |                 |                |             | <b>CHEVROLET - Continued</b>  |                 |                |             |
|                                      | <b>SUBURBAN - Continued</b>   |                 |                |             | <b>SUBURBAN - Continued</b>   |                 |                |             |
|                                      | <b>1973 - Continued</b>   |                 |                |             | <b>1969 - Continued</b>   |                 |                |             |
|                                      | <b>6-CYL. 250 ENG.; 6-CYL. 292 ENG. - Continued</b>                               |                 |                |             | <b>6-CYL. 250 ENG.; 6-CYL. 292 ENG.; V-8 307 ENG.; V-8 350 ENG.; V-8 396 ENG. - Continued</b> |                 |                |             |
| <b>SYSTEM &amp; COMPONENT IDENT.</b> | Pressure - Hydroboost To Gear; Hydroboost System .....                            | 70924           |                |             | Pressure; W/Integral P.S.; W/Male   |                 |                |             |
|                                      | Pressure - Pump To Hydroboost; Hydroboost System .....                            | 91569           |                |             | Pressure Port .....   | 71065           |                |             |
|                                      | Return; Conventional System .....   | ≠70629          | ★22"           | 39859       | Return; C Series; W/Integral P.S. ....  |                 | ★30"           |             |
|                                      | Return - Cooler To Tee; Hydroboost System .....                                   |                 | ★              |             | Return; K Series; W/Integral P.S. ....  |                 | ★28"           |             |
|                                      | Return - Gear To Cooler; Hydroboost System .....                                  |                 | ★              |             | <b>1968</b>   |                 |                |             |
|                                      | Return - Hydroboost To Tee; Hydroboost System .....                               |                 | ★              |             | <b>6-CYL. 250 ENG.; 6-CYL. 292 ENG.; V-8 307 ENG.; V-8 327 ENG.; V-8 396 ENG.</b>             |                 |                |             |
| <b>PASS. CARS</b>                    | Return - Tee To Pump; Hydroboost System .....                                     |                 | ★              |             | Pressure; W/Integral P.S.; W/Female   |                 |                |             |
|                                      | <b>V-8 307 ENG.</b>   |                 |                |             | Pressure Port .....   | 70917           |                |             |
|                                      | Pressure .....  | 70911           |                |             | Pressure; W/Integral P.S.; W/Male   |                 |                |             |
|                                      | Return .....  | ≠70551          | ★22"           | 39135       | Pressure Port .....   | 71065           |                | ★           |
|                                      | <b>V-8 350 ENG.; V-8 454 ENG.</b>   |                 |                |             | Return .....  |                 |                |             |
|                                      | Pressure; Conventional System .....   | 70911           |                |             | <b>1967</b>   |                 |                |             |
| <b>LIGHT TRUCKS</b>                  | Pressure - Hydroboost To Gear; Hydroboost System .....                            | 70924           |                |             | <b>6-CYL. 250 ENG.; 6-CYL. 292 ENG.; V-8 283 ENG.; V-8 327 ENG.</b>                           |                 |                |             |
|                                      | Pressure - Pump To Hydroboost; Hydroboost System .....                            | 91569           |                |             | Return .....  |                 | ★              |             |
|                                      | Return; Conventional System .....   | ≠70551          | ★22"           | 39135       | <b>1966</b>   |                 |                |             |
|                                      | Return - Cooler To Tee; Hydroboost System .....                                   |                 | ★              |             | <b>6-CYL. 230 ENG.; 6-CYL. 250 ENG.; 6-CYL. 292 ENG.; V-8 283 ENG.; V-8 327 ENG.</b>          |                 |                |             |
|                                      | Return - Gear To Cooler; Hydroboost System .....                                  |                 | ★              |             | Return .....  |                 | ★              |             |
|                                      | Return - Hydroboost To Tee; Hydroboost System .....                               |                 | ★              |             | <b>1965</b>   |                 |                |             |
|                                      | Return - Tee To Pump; Hydroboost System .....                                     |                 | ★              |             | <b>6-CYL. 230 ENG.; 6-CYL. 292 ENG.; V-8 283 ENG.; V-8 327 ENG.</b>                           |                 |                |             |
|                                      |   |                 |                |             | Return .....  |                 | ★              |             |
| <b>MEDIUM/HEAVY TRUCKS</b>           |   |                 |                |             | <b>1964</b>   |                 |                |             |
|                                      | <b>1972-1971</b>  |                 |                |             | <b>6-CYL. 230 ENG.; 6-CYL. 292 ENG.; V-8 283 ENG.</b>   |                 |                |             |
|                                      | <b>6-CYL. 250 ENG.; 6-CYL. 292 ENG.; V-8 307 ENG.; V-8 350 ENG.; V-8 402 ENG.</b> |                 |                |             | Return .....  |                 | ★              |             |
| <b>BUSES</b>                         | Pressure; W/Female Pressure Port .....  | 70917           |                |             | <b>1963</b>   |                 |                |             |
|                                      | Pressure; W/Male Pressure Port .....  | 71065           |                |             | <b>6-CYL. 230 ENG.; 6-CYL. 261 ENG.; 6-CYL. 292 ENG.; V-8 283 ENG.</b>                        |                 |                |             |
|                                      | Return; C Series .....  |                 | ★30"           |             | Return .....  |                 | ★              |             |
|                                      | Return; K Series .....  |                 | ★28"           |             | <b>TAHOE</b>  |                 |                |             |
|                                      | <b>1970</b>   |                 |                |             | <b>1995</b>   |                 |                |             |
| <b>HOSE NUMERICAL</b>                | <b>6-CYL. 250 ENG.; 6-CYL. 292 ENG.; V-8 307 ENG.; V-8 350 ENG.</b>               |                 |                |             | <b>V-8 5.7 L ENG.</b>   |                 |                |             |
|                                      | Pressure; W/Female Pressure Port .....  | 70917           |                |             | Pressure; Conventional System .....   | 71668           |                |             |
|                                      | Pressure; W/Male Pressure Port .....  | 71065           |                |             | Pressure - Hydroboost To Gear; Hydroboost System .....  | 91814           |                |             |
|                                      | Return; C Series .....  |                 | ★30"           |             | Pressure - Pump To Hydroboost; Hydroboost System .....  | 91815           |                |             |
|                                      | Return; K Series .....  |                 | ★28"           |             | Return; W/O Cooler .....  | ≠71417          |                |             |
|                                      | <b>V-8 396 ENG.; V-8 400 ENG.</b>   |                 |                |             | Return - Cooler To Pump; W/Finned Cooler .....  |                 | ★42"           |             |
| <b>REPAIR KITS</b>                   | Pressure; C Series; W/Female Pressure Port .....                                  | 70917           |                |             | Return - Hydroboost To Pump; Hydroboost System .....  | 91816           |                |             |
|                                      | Pressure; C Series; W/Male Pressure Port .....                                    | 71308           |                |             | <b>V-8 6.5 L DIESEL ENG.</b>  |                 |                |             |
|                                      | Pressure; K Series .....  | 71065           |                |             | Pressure - Hydroboost To Gear .....   | 91814           |                |             |
|                                      | Return; C Series .....  |                 | ★30"           |             | Pressure - Pump To Hydroboost .....   | 91813           |                |             |
|                                      | Return; K Series .....  |                 | ★28"           |             | Return - Cooler To Pump .....   |                 | ★42"           |             |
|                                      | <b>1969</b>   |                 |                |             | Return - Hydroboost To Pump .....   | 91816           |                |             |
| <b>KIT NUMERICAL</b>                 | <b>6-CYL. 250 ENG.; 6-CYL. 292 ENG.; V-8 307 ENG.; V-8 350 ENG.; V-8 396 ENG.</b> |                 |                |             |   |                 |                |             |
|                                      | Pressure; W/Integral P.S.; W/Female Pressure Port .....                           | 70917           |                |             |   |                 |                |             |

- \* Cut From C.P.E. 3/8" I.D. Hose: 71350 (48"), 81352 (25).
- † Cut From S.A.E. 11/32" I.D. Hose: 80062 (12"), 80063 (24"), 80064 (36"), 81353 (25).
- ★ Cut From S.A.E. 3/8" I.D. Hose: 71224 (24"), 71236 (36"), 71206 (48"), 81206 (25). May Also Use 3/8" C.P.E.
- ♣ Cut From S.A.E. 5/8" I.D. Hose: 71351 (36").
- Cut From 1/2" I.D. Suction Hose: 71296 (36"), 81354 (10').
- ♣ Cut From 5/8" I.D. Suction Hose: 71207 (42"), 81355 (10').
- ✱ Cut From 3/4" I.D. Suction Hose: 71297 (36"), 81356 (10').
- ☆ See Page A14 For Pump or Gear Identification.

- Ⓜ Two Required.
- Ⓝ Three Required.
- Ⓞ Four Required.
- ≠ Cut To Fit.
- ♣ Replaces Both Upper and Lower Hose.
- ▲ 252660 Adaptor Required For Some Models.
- ♣ See Page A6 For Installation Procedure.

# Power Steering Hose for Light Trucks

| Application                             | Assembly Number | Multi-Use Hose | End Fitting | Application  | Assembly Number | Multi-Use Hose | End Fitting |                                      |
|---|-----------------|----------------|-------------|--|-----------------|----------------|-------------|--------------------------------------|
| <b>CHEVROLET - Continued</b>            |                 |                |             | <b>DODGE - Continued</b>                                 |                 |                |             | <b>SYSTEM PUMP &amp; GEAR IDENT.</b> |
| <b>TRACKER</b>                          |                 |                |             | <b>A SERIES VAN - Continued</b>                          |                 |                |             |                                      |
| <b>1992-1989</b>                        |                 |                |             | <b>1969 - Continued</b>                                  |                 |                |             | <b>SYSTEM &amp; COMPONENT IDENT.</b> |
| <b>4-CYL. 1.6 L ENG. (CANADA)</b>       |                 |                |             | <b>V-8 318 ENG.</b>                                      |                 |                |             |                                      |
| Pressure .....                          | 80278           |                |             | Cyl.....   | Ⓣ71305          |                |             |                                      |
| Reservoir .....                         |                 | ✦              |             | Pressure; Lower .....                                    | 71299           |                |             |                                      |
| Return .....                            |                 | ✦7"            |             | Pressure; Upper .....                                    | 71305           |                |             |                                      |
| <b>CHRYSLER</b>                         |                 |                |             | <b>1968-1967</b>   |                 |                |             | <b>PASS. CARS</b>                    |
| <b>TOWN &amp; COUNTRY VAN</b>           |                 |                |             | <b>6-CYL. 170 ENG.; 6-CYL. 225 ENG.; V-8 318 ENG.</b>    |                 |                |             |                                      |
| <b>1995-1994</b>                        |                 |                |             | <b>1966</b>  |                 |                |             |                                      |
| <b>V-6 3.8 L ENG.</b>                   |                 |                |             | <b>6-CYL. 170 ENG.; V-8 273 ENG.</b>                     |                 |                |             |                                      |
| Pressure; W/2WD .....                   | 91675           |                |             | Pressure .....   | 71304           |                |             |                                      |
| Pressure; W/AWD .....                   | 91734           |                |             | <b>1965</b>  |                 |                |             |                                      |
| Return .....                            |                 | ★12"           |             | <b>6-CYL. 170 ENG.; 6-CYL. 225 ENG.; V-8 273 ENG.</b>    |                 |                |             |                                      |
| <b>1993-1992</b>                        |                 |                |             | <b>1964</b>  |                 |                |             | <b>LIGHT TRUCKS</b>                  |
| <b>V-6 3.3 L ENG.</b>                   |                 |                |             | <b>6-CYL. 170 ENG.; 6-CYL. 225 ENG.</b>                  |                 |                |             |                                      |
| Pressure; W/2WD .....                   | 91675           |                |             | Pressure .....   | 71304           |                |             |                                      |
| Pressure; W/AWD .....                   | 91734           |                |             | <b>B SERIES VAN</b>                                      |                 |                |             |                                      |
| Return .....                            |                 | ★12"           |             | <b>1995-1994</b>   |                 |                |             |                                      |
| <b>1991</b>                             |                 |                |             | <b>V-6 3.9 L ENG.; V-8 5.9 L ENG.</b>                    |                 |                |             |                                      |
| <b>V-6 3.3 L ENG.</b>                   |                 |                |             | <b>1993-1992</b>   |                 |                |             |                                      |
| Pressure .....                          | 91675           |                |             | <b>V-6 3.9 L ENG.; V-8 5.9 L ENG.</b>                    |                 |                |             |                                      |
| Return .....                            |                 | ★12"           |             | Pressure .....   | 80072           |                | †27"        |                                      |
| <b>1990</b>                             |                 |                |             | <b>V-8 5.2 L ENG.</b>                                    |                 |                |             |                                      |
| <b>V-6 3.0 L ENG.</b>                   |                 |                |             | <b>1991-1990</b>   |                 |                |             |                                      |
| Pressure .....                          | 91644           |                | ★           | <b>V-6 3.9 L ENG.; V-8 5.2 L ENG.; V-8 5.9 L ENG.</b>    |                 |                |             |                                      |
| Return .....                            |                 |                |             | Pressure .....   | 71814           |                |             |                                      |
| <b>V-6 3.3 L ENG.</b>                   |                 |                |             | <b>1989-1988</b>   |                 |                |             |                                      |
| Pressure .....                          | 91675           |                |             | <b>V-6 3.9 L ENG.; V-8 5.2 L ENG.; V-8 5.9 L ENG.</b>    |                 |                |             |                                      |
| Return .....                            |                 | ★12"           |             | Pressure .....   | Ⓣ71432          |                | †26"        |                                      |
| <b>DAIHATSU</b>                         |                 |                |             | <b>1987</b>  |                 |                |             |                                      |
| <b>ROCKY</b>                            |                 |                |             | <b>6-CYL. 3.7 L ENG.; V-8 5.2 L ENG.; V-8 5.9 L ENG.</b> |                 |                |             |                                      |
| <b>1992-1990</b>                        |                 |                |             | <b>1986</b>  |                 |                |             |                                      |
| <b>4-CYL. 1.6 L ENG.</b>                |                 |                |             | <b>6-CYL. 3.7 L ENG.; V-8 5.2 L ENG.; V-8 5.9 L ENG.</b> |                 |                |             |                                      |
| Return - From Gear .....                |                 |                | ★9"         | Pressure .....   | Ⓣ71432          |                | ✦14"        |                                      |
| Return - To Reservoir .....             |                 |                | ★15"        | Reservoir .....  |                 |                | ★26"        |                                      |
| <b>DODGE</b>                            |                 |                |             | <b>1987</b>  |                 |                |             |                                      |
| <b>A SERIES VAN</b>                     |                 |                |             | <b>1986</b>  |                 |                |             |                                      |
| <b>1970</b>                             |                 |                |             | <b>6-CYL. 3.7 L ENG.; V-8 5.2 L ENG.; V-8 5.9 L ENG.</b> |                 |                |             |                                      |
| <b>6-CYL. 198 ENG.; 6-CYL. 225 ENG.</b> |                 |                |             | <b>1987</b>  |                 |                |             |                                      |
| Cyl.....                                | Ⓣ71305          |                |             | <b>6-CYL. 3.7 L ENG.; V-8 5.2 L ENG.; V-8 5.9 L ENG.</b> |                 |                |             |                                      |
| Pressure .....                          | Ⓣ71299          |                |             | Pressure .....   | Ⓣ71432          |                |             |                                      |
| <b>V-8 318 ENG.</b>                     |                 |                |             | <b>1987</b>  |                 |                |             |                                      |
| Cyl.....                                | Ⓣ71305          |                |             | <b>6-CYL. 3.7 L ENG.; V-8 5.2 L ENG.; V-8 5.9 L ENG.</b> |                 |                |             |                                      |
| Pressure; Lower .....                   | 71299           |                |             | Pressure .....   | Ⓣ71432          |                |             |                                      |
| Pressure; Upper .....                   | 71305           |                |             | Reservoir .....  |                 |                | ✦14"        |                                      |
| <b>1969</b>                             |                 |                |             | <b>1986</b>  |                 |                |             |                                      |
| <b>6-CYL. 170 ENG.; 6-CYL. 225 ENG.</b> |                 |                |             | <b>6-CYL. 3.7 L ENG.; V-8 5.2 L ENG.; V-8 5.9 L ENG.</b> |                 |                |             |                                      |
| Cyl.....                                | Ⓣ71305          |                |             | Pressure .....   | Ⓣ71432          |                | ★26"        |                                      |
| Pressure .....                          | Ⓣ71299          |                |             | <b>1986</b>  |                 |                |             |                                      |

- \* Cut From C.P.E. 3/8" I.D. Hose: 71350 (48"), 81352 (25').
- † Cut From S.A.E. 11/32" I.D. Hose: 80062 (12"), 80063 (24"), 80064 (36"), 81353 (25').
- ★ Cut From S.A.E. 3/8" I.D. Hose: 71224 (24"), 71236 (36"), 71206 (48"), 81206 (25'). May Also Use 3/8" C.P.E.
- ✦ Cut From S.A.E. 5/8" I.D. Hose: 71351 (36").
- Cut From 1/2" I.D. Suction Hose: 71296 (36"), 81354 (10').
- ✦ Cut From 5/8" I.D. Suction Hose: 71207 (42"), 81355 (10').
- ✦ Cut From 3/4" I.D. Suction Hose: 71297 (36"), 81356 (10').
- ☆ See Page A14 For Pump or Gear Identification.

- Ⓣ Two Required.
- Ⓣ Three Required.
- Ⓣ Four Required.
- ✦ Cut To Fit.
- Ⓣ Replaces Both Upper and Lower Hose.
- ▲ 252660 Adaptor Required For Some Models.
- ✦ See Page A6 For Installation Procedure.

**ILLUSTRATIONS**



# Power Steering Hose for Light Trucks

|                                      | Application  | Assembly Number | Multi-Use Hose | End Fitting |       | Application   | Assembly Number | Multi-Use Hose | End Fitting |
|--------------------------------------|--|-----------------|----------------|-------------|-------|---|-----------------|----------------|-------------|
| <b>SYSTEM PUMP &amp; GEAR IDENT.</b> | <b>DODGE - Continued</b>   |                 |                |             |       | <b>DODGE - Continued</b>  |                 |                |             |
|                                      | <b>B SERIES VAN - Continued</b>                                      |                 |                |             |       | <b>B SERIES VAN - Continued</b>                                 |                 |                |             |
|                                      | <b>1986 - Continued</b>  |                 |                |             |       | <b>1979 - Continued</b>   |                 |                |             |
|                                      | <b>6-CYL. 3.7 L ENG.; V-8 5.2 L ENG.; V-8 5.9 L ENG. - Continued</b> |                 |                |             |       | <b>V-8 318 ENG.; V-8 360 ENG.</b>                               |                 |                |             |
|                                      | Reservoir .....  |                 | ⊕              | 14"         |       | Pressure - From Pump; Conventional System.....                  | 71134           |                |             |
|                                      | Return .....   |                 | ★              | 18"         |       | Pressure - To Gear; Conventional System.....                    | 80190           |                |             |
| <b>SYSTEM &amp; COMPONENT IDENT.</b> | <b>1985</b>  |                 |                |             |       | <b>Return - Gear To Pump; Hydroboost System.....</b>            |                 |                |             |
|                                      | <b>6-CYL. 3.7 L ENG.; V-8 5.2 L ENG.; V-8 5.9 L ENG.</b>             |                 |                |             |       | <b>Return - Hydroboost To Pump; Hydroboost System .....</b>     |                 |                |             |
|                                      | Pressure .....   | ⊗71432          |                |             |       | <b>Return - To Pump; Conventional System.....</b>               |                 |                |             |
|                                      | Reservoir .....  |                 | ⊕              |             |       |   |                 |                |             |
|                                      | Return .....   |                 | ★              | 26"         |       |   |                 |                | ★24"        |
| <b>PASS. CARS</b>                    | <b>1984</b>  |                 |                |             |       | <b>1978</b>   |                 |                |             |
|                                      | <b>6-CYL. 3.7 L ENG.; V-8 5.2 L ENG.; V-8 5.9 L ENG.</b>             |                 |                |             |       | <b>6-CYL. 225 ENG.; V-8 400 ENG.; V-8 440 ENG.</b>              |                 |                |             |
|                                      | Pressure; Conventional System; Dec. 18 & Newer .....                 | ⊗71432          |                |             |       | Pressure .....  | 70940           |                |             |
|                                      | Pressure - From Pump; Conventional System; Dec. 17 & Older .....     | 71135           |                |             |       | Return .....  |                 | ★              | 26"         |
|                                      | Pressure - Hydroboost To Gear; Hydroboost System .....               | 91495           |                |             |       | <b>V-8 318 ENG.; V-8 360 ENG.</b>                               |                 |                |             |
|                                      | Pressure - Pump To Hydroboost; Hydroboost System .....               | 71135           |                |             |       | Pressure; W/A.P.....  | 71035           |                |             |
| <b>LIGHT TRUCKS</b>                  | Pressure - To Gear; Conventional System; Dec. 17 & Older .....       | 80190           |                |             |       | Pressure; W/O A.P.....  | 71036           |                |             |
|                                      | Reservoir; Conventional System.....                                  |                 | ⊕              |             |       | Return .....  |                 | ★              | 26"         |
|                                      | Return; Conventional System; Dec. 18 & Newer .....                   |                 | ★              | 26"         |       | <b>1977</b>   |                 |                |             |
|                                      | Return - From Gear; Conventional System; Dec. 17 & Older .....       |                 | ★              | 32"         |       | <b>6-CYL. 225 ENG.</b>  |                 |                |             |
|                                      | Return - Gear To Pump; Hydroboost System.....                        |                 | ★              |             |       | Pressure .....  | 70940           |                |             |
|                                      | Return - Hydroboost To Pump; Hydroboost System .....                 |                 | ★              |             |       | Return .....  |                 | ★              | 36"         |
| <b>MEDIUM/HEAVY TRUCKS</b>           | <b>1983-1980</b>   |                 |                |             |       | <b>V-8 318 ENG.; V-8 360 ENG.; V-8 400 ENG.; V-8 440 ENG.</b>   |                 |                |             |
|                                      | <b>6-CYL. 3.7 L ENG.; V-8 5.2 L ENG.; V-8 5.9 L ENG.</b>             |                 |                |             |       | <b>Pressure .....</b>   |                 |                |             |
|                                      | Pressure - From Pump; Conventional System.....                       | 71135           |                |             |       | Return .....  |                 | ★              | 36"         |
|                                      | Pressure - Hydroboost To Gear; Hydroboost System .....               | 91495           |                |             |       | <b>1976</b>   |                 |                |             |
|                                      | Pressure - Pump To Hydroboost; Hydroboost System .....               | 71135           |                |             |       | <b>6-CYL. 225 ENG.; V-8 318 ENG.; V-8 360 ENG.</b>              |                 |                |             |
|                                      | Pressure - To Gear; Conventional System.....                         | 80190           |                |             |       | Pressure .....  | 70934           |                |             |
|                                      | Reservoir; Conventional System.....                                  |                 | ⊕              |             |       | Return .....  |                 | ★              | 36"         |
|                                      | Return - Gear To Pump; Hydroboost System.....                        |                 | ★              |             |       | <b>V-8 400 ENG.; V-8 440 ENG.</b>                               |                 |                |             |
|                                      | Return - Hydroboost To Pump; Hydroboost System .....                 |                 | ★              |             |       | Pressure .....  | 70934           |                |             |
|                                      | Return - To Pump; Conventional System.....                           |                 | ★              | 32"         |       | Return .....  |                 | ★              | 30"         |
| <b>BUSES</b>                         | <b>1979</b>  |                 |                |             |       | <b>1975</b>   |                 |                |             |
|                                      | <b>6-CYL. 225 ENG.</b>   |                 |                |             |       | <b>6-CYL. 225 ENG.; V-8 318 ENG.; V-8 360 ENG. V-8 440 ENG.</b> |                 |                |             |
|                                      | Pressure - From Pump; Conventional System.....                       | 71134           |                |             |       | Pressure .....  | 70934           |                |             |
|                                      | Pressure - To Gear; Conventional System.....                         | 80190           |                |             |       | Return .....  |                 | ★              | 36"         |
|                                      | Return - Gear To Pump; Hydroboost System.....                        |                 | ★              |             |       | <b>1974</b>   |                 |                |             |
|                                      | Return - Hydroboost To Pump; Hydroboost System .....                 |                 | ★              |             |       | <b>6-CYL. 225 ENG.; V-8 318 ENG.; V-8 360 ENG.</b>              |                 |                |             |
|                                      | Return - To Pump; Conventional System.....                           |                 | ★              | 32"         |       | Pressure .....  | 70934           |                |             |
|                                      |  |                 | ★              | 32"         |       | Return .....  |                 | ★              | 36"         |
| <b>REPAIR KITS</b>                   | <b>1979</b>  |                 |                |             |       | <b>1973</b>   |                 |                |             |
|                                      | <b>6-CYL. 225 ENG.</b>   |                 |                |             |       | <b>6-CYL. 225 ENG.; V-8 360 ENG.</b>                            |                 |                |             |
|                                      | Pressure - From Pump; Conventional System.....                       | 71134           |                |             |       | Pressure .....  | 70934           |                |             |
|                                      | Pressure - To Gear; Conventional System.....                         | 80190           |                |             |       | Return .....  |                 | ★              | 33"         |
|                                      | Return - Gear To Pump; Hydroboost System.....                        |                 | ★              |             |       | <b>V-8 318 ENG.</b>   |                 |                |             |
|                                      | Return - Hydroboost To Pump; Hydroboost System .....                 |                 | ★              |             |       | Pressure; W/O A.P.....  | 70934           |                |             |
|                                      | Return - To Pump; Conventional System.....                           |                 | ★              | 24"         | 39859 | Return; W/O A.P.....  |                 | ★              | 33"         |
| <b>KIT NUMERICAL</b>                 | <b>1972</b>  |                 |                |             |       | <b>1972</b>   |                 |                |             |
|                                      | <b>6-CYL. 225 ENG.; V-8 318 ENG.; V-8 360 ENG.</b>                   |                 |                |             |       | <b>6-CYL. 225 ENG.; V-8 318 ENG.; V-8 360 ENG.</b>              |                 |                |             |
|                                      | Pressure .....   | 70934           |                |             |       | Pressure .....  | 70934           |                |             |
|                                      | Return .....   |                 | ★              | 68"         |       | Return .....  |                 | ★              | 68"         |

**ILLUSTRATIONS**

- \* Cut From C.P.E. 3/8" I.D. Hose: 71350 (48"), 81352 (25).
- † Cut From S.A.E. 11/32" I.D. Hose: 80062 (12"), 80063 (24"), 80064 (36"), 81353 (25).
- ★ Cut From S.A.E. 3/8" I.D. Hose: 71224 (24"), 71236 (36"), 71206 (48"), 81206 (25). May Also Use 3/8" C.P.E.
- ⊕ Cut From S.A.E. 5/8" I.D. Hose: 71351 (36").
- ⊖ Cut From 1/2" I.D. Suction Hose: 71296 (36"), 81354 (10').
- ⊗ Cut From 5/8" I.D. Suction Hose: 71207 (42"), 81355 (10').
- ✱ Cut From 3/4" I.D. Suction Hose: 71297 (36"), 81356 (10').
- ☆ See Page A14 For Pump or Gear Identification.

- Ⓜ Two Required.
- Ⓝ Three Required.
- Ⓞ Four Required.
- ⊖ Cut To Fit.
- ⊗ Replaces Both Upper and Lower Hose.
- ▲ 252660 Adaptor Required For Some Models.
- ⊕ See Page A6 For Installation Procedure.

# Power Steering Hose for Light Trucks

| Application  | Assembly Number | Multi-Use Hose | End Fitting | Application  | Assembly Number | Multi-Use Hose | End Fitting |                                      |
|--|-----------------|----------------|-------------|--|-----------------|----------------|-------------|--------------------------------------|
| <b>DODGE - Continued</b>                                     |                 |                |             | <b>DODGE - Continued</b>                               |                 |                |             | <b>SYSTEM PUMP &amp; GEAR IDENT.</b> |
| <b>B SERIES VAN - Continued</b>                              |                 |                |             | <b>CARAVAN - Continued</b>                             |                 |                |             |                                      |
| <b>1971</b>  |                 |                |             | <b>1987 - Continued</b>                                |                 |                |             | <b>SYSTEM &amp; COMPONENT IDENT.</b> |
| 6-CYL. 198 ENG.; 6-CYL. 225 ENG.; V-8 318 ENG.; V-8 360 ENG. |                 |                |             | V-6 3.0 L ENG.   |                 |                |             |                                      |
| Return .....   |                 | ★68"           |             | Pressure .....   | 91644           |                | ★13"        |                                      |
| <b>CARAVAN</b>   |                 |                |             | <b>1986</b>  |                 |                |             | <b>PASS. CARS</b>                    |
| <b>1995</b>  |                 |                |             | 4-CYL. 2.2 L ENG.                                      |                 |                |             |                                      |
| Pressure .....   | 91650           |                |             | Pressure .....   | 91476           |                | ★10"        |                                      |
| Return .....   |                 | ★10"           |             | Return .....   |                 |                |             |                                      |
| V-6 3.0 L ENG.   |                 |                |             | 4-CYL. 2.6 L ENG.                                      |                 |                |             |                                      |
| Pressure .....   | 91644           |                |             | Pressure; Apr. 30 & Older .....                        | 91476           |                |             |                                      |
| Return .....   |                 | ★13"           |             | Pressure; May 1 & Newer .....                          | 91650           |                | ★10"        |                                      |
| V-6 3.3 L ENG.   |                 |                |             | <b>1985-1984</b>                                       |                 |                |             |                                      |
| Pressure .....   | 91675           |                |             | 4-CYL. 2.2 L ENG.; 4-CYL. 2.6 L ENG.                   |                 |                |             |                                      |
| Reservoir .....  |                 | ✦11"           |             | Pressure .....   | 91476           |                |             |                                      |
| Return .....   |                 | ★12"           |             | Return .....   |                 |                | ★10"        |                                      |
| <b>1994-1991</b>   |                 |                |             | <b>CB SERIES VAN</b>                                   |                 |                |             | <b>LIGHT TRUCKS</b>                  |
| 4-CYL. 2.5 L ENG.  |                 |                |             | <b>1980</b>  |                 |                |             |                                      |
| Pressure .....   | 91650           |                |             | V-8 5.2 L ENG.; V-8 5.9 L ENG.                         |                 |                |             |                                      |
| Return .....   |                 | ★10"           |             | Pressure - From Pump; Conventional System .....        | 71135           |                |             |                                      |
| V-6 3.0 L ENG.   |                 |                |             | Pressure - Hydroboost To Gear; Hydroboost System ..... |                 |                |             |                                      |
| Pressure .....   | 91644           |                |             |  | 91495           |                |             |                                      |
| Return .....   |                 | ★13"           |             | Pressure - Pump To Hydroboost; Hydroboost System ..... | 71135           |                |             |                                      |
| V-6 3.3 L ENG.   |                 |                |             | Pressure - To Gear; Conventional System .....          |                 |                |             |                                      |
| Pressure; W/AWD .....  | 91734           |                |             |  | 80190           |                |             |                                      |
| Pressure; W/FWD .....  | 91675           |                |             | Reservoir; Conventional System .....                   |                 | ✦              |             |                                      |
| Reservoir .....  |                 | ✦11"           |             | Return - Gear To Pump; Hydroboost System .....         |                 | ★              |             |                                      |
| Return; W/AWD .....  |                 | ★16"           |             | Return - Hydroboost To Pump; Hydroboost System .....   |                 | ★              |             |                                      |
| Return; W/FWD .....  |                 | ★12"           |             | Return - To Pump; Conventional System .....            |                 | ★32"           |             |                                      |
| <b>1990</b>  |                 |                |             | <b>1979</b>  |                 |                |             | <b>BUSES</b>                         |
| 4-CYL. 2.5 L ENG.  |                 |                |             | 6-CYL. 225 ENG.  |                 |                |             |                                      |
| Pressure .....   | 91650           |                |             | Pressure - From Pump; Conventional System .....        | 71134           |                |             |                                      |
| Return .....   |                 | ★10"           |             | Pressure - To Gear; Conventional System .....          | 80190           |                |             |                                      |
| V-6 3.0 L ENG.   |                 |                |             | Return - Gear To Pump; Hydroboost System .....         |                 |                |             |                                      |
| Pressure .....   | 91644           |                |             |  |                 |                | ★           |                                      |
| Return .....   |                 | ★13"           |             | Return - Hydroboost To Pump; Hydroboost System .....   |                 |                | ★           |                                      |
| V-6 3.3 L ENG.   |                 |                |             | Return - To Pump; Conventional System .....            |                 |                |             |                                      |
| Pressure .....   | 91675           |                |             |  |                 |                | ★24"        |                                      |
| Reservoir .....  |                 | ✦11"           |             | <b>V-8 318 ENG.; V-8 360 ENG.</b>                      |                 |                |             |                                      |
| Return .....   |                 | ★12"           |             | Pressure - From Pump; Conventional System .....        | 71134           |                |             |                                      |
| <b>1989-1988</b>   |                 |                |             | Pressure - To Gear; Conventional System .....          |                 |                |             |                                      |
| 4-CYL. 2.5 L ENG.  |                 |                |             | Return - Gear To Pump; Hydroboost System .....         |                 |                |             |                                      |
| Pressure .....   | 91650           |                |             |  |                 |                | ★           |                                      |
| Return .....   |                 | ★10"           |             | Return - Hydroboost To Pump; Hydroboost System .....   |                 |                | ★           |                                      |
| V-6 3.0 L ENG.   |                 |                |             | Return - To Pump; Conventional System .....            |                 |                |             |                                      |
| Pressure .....   | 91644           |                |             |  |                 |                | ★24"        |                                      |
| Return .....   |                 | ★13"           |             | <b>1987</b>  |                 |                |             |                                      |
| <b>1987</b>  |                 |                |             | 4-CYL. 2.2 L ENG.                                      |                 |                |             |                                      |
| Pressure .....   | 91476           |                |             | Pressure .....   | 91476           |                | ★10"        |                                      |
| Return .....   |                 | ★10"           |             | Return .....   |                 |                |             |                                      |
| 4-CYL. 2.6 L ENG.  |                 |                |             | 4-CYL. 2.6 L ENG.                                      |                 |                |             |                                      |
| Pressure .....   | 91650           |                |             | Pressure .....   | 91650           |                |             |                                      |
| Return .....   |                 | ★10"           |             | Return .....   |                 |                | ★24"        |                                      |

\* Cut From C.P.E. 3/8" I.D. Hose: 71350 (48"), 81352 (25").  
 † Cut From S.A.E. 11/32" I.D. Hose: 80062 (12"), 80063 (24"), 80064 (36"), 81353 (25").  
 ★ Cut From S.A.E. 3/8" I.D. Hose: 71224 (24"), 71236 (36"), 71206 (48"), 81206 (25"). May Also Use 3/8" C.P.E.  
 ♣ Cut From S.A.E. 5/8" I.D. Hose: 71351 (36").  
 □ Cut From 1/2" I.D. Suction Hose: 71296 (36"), 81354 (10').  
 ✦ Cut From 5/8" I.D. Suction Hose: 71207 (42"), 81355 (10').  
 \* Cut From 3/4" I.D. Suction Hose: 71297 (36"), 81356 (10').  
 ☆ See Page A14 For Pump or Gear Identification.

② Two Required.  
 ③ Three Required.  
 ④ Four Required.  
 ✦ Cut To Fit.  
 ♣ Replaces Both Upper and Lower Hose.  
 ▲ 252660 Adaptor Required For Some Models.  
 ✦ See Page A6 For Installation Procedure.

**ILLUSTRATIONS**

# Power Steering Hose for Light Trucks

|                                      | Application   | Assembly Number | Multi-Use Hose | End Fitting | Application                         | Assembly Number | Multi-Use Hose | End Fitting |
|--------------------------------------|---|-----------------|----------------|-------------|-------------------------------------|-----------------|----------------|-------------|
| <b>SYSTEM PUMP &amp; GEAR IDENT.</b> | <b>DODGE - Continued</b>                                      |                 |                |             | <b>DODGE - Continued</b>            |                 |                |             |
| <b>SYSTEM &amp; COMPONENT IDENT.</b> | <b>CB SERIES VAN - Continued</b>                              |                 |                |             | <b>D50 PICKUP - Continued</b>       |                 |                |             |
| <b>PASS. CARS</b>                    | <b>1978</b>   |                 |                |             | <b>1979 - Continued</b>             |                 |                |             |
|                                      | <b>6-CYL. 225 ENG.</b>  |                 |                |             | <b>4-CYL. 156 ENG. - Continued</b>  |                 |                |             |
|                                      | Pressure .....  | 70940           |                |             | Reservoir; Dec. 1 & Newer.....      |                 |                | □           |
|                                      | Return .....  |                 | ★26"           |             | Return; W/2WD; Dec. 1 & Newer ..... | ≧91617          |                |             |
|                                      | <b>V-8 318 ENG.; V-8 360 ENG.</b>                             |                 |                |             | <b>D &amp; W SERIES PICKUP</b>      |                 |                |             |
|                                      | Pressure; W/A.P.....  | 71035           |                |             | <b>1993-1992</b>                    |                 |                |             |
|                                      | Pressure; W/O A.P.....  | 71036           |                |             | <b>6-CYL. 5.9 L DIESEL ENG.</b>     |                 |                |             |
|                                      | Return .....  |                 | ★26"           |             | Pressure; W/2WD.....                | 71234           |                |             |
|                                      | <b>1977</b>   |                 |                |             | Pressure; W/4WD.....                | 71819           |                |             |
|                                      | <b>6-CYL. 225 ENG.</b>  |                 |                |             | Return; W/2WD .....                 |                 |                | †14"        |
|                                      | Pressure .....  | 70940           |                |             | Return; W/4WD .....                 |                 |                | †15"        |
|                                      | Return .....  |                 | ★36"           |             | <b>V-6 3.9 L ENG.</b>               |                 |                |             |
|                                      | <b>V-8 318 ENG.; V-8 360 ENG.; V-8 400 ENG.; V-8 440 ENG.</b> |                 |                |             | Pressure .....                      | 71820           |                |             |
|                                      | Pressure .....  | 71036           |                |             | Return; W/2WD .....                 |                 |                | †19"        |
|                                      | Return .....  |                 | ★36"           |             | Return; W/4WD .....                 |                 |                | †21"        |
|                                      | <b>1976</b>   |                 |                |             | <b>V-8 5.2 L ENG.</b>               |                 |                |             |
| <b>LIGHT TRUCKS</b>                  | <b>6-CYL. 225 ENG.; V-8 318 ENG.; V-8 360 ENG.</b>            |                 |                |             | Pressure .....                      | 71820           |                |             |
|                                      | Pressure .....  | 70934           |                |             | Return; W/O Cooler .....            |                 |                | †17"        |
|                                      | Return .....  |                 | ★36"           |             | Return - Cooler To Pump.....        |                 |                | †16"        |
|                                      | <b>V-8 400 ENG.; V-8 440 ENG.</b>                             |                 |                |             | Return - Gear To Cooler .....       |                 |                | †18"        |
|                                      | Pressure .....  | 70934           |                |             | <b>V-8 5.9 L ENG.</b>               |                 |                |             |
|                                      | Return .....  |                 | ★30"           |             | Pressure .....                      | 71399           |                |             |
|                                      | <b>1975-1974</b>  |                 |                |             | Reservoir .....                     |                 |                | ❖           |
| <b>MEDIUM/HEAVY TRUCKS</b>           | <b>6-CYL. 225 ENG.; V-8 318 ENG.; V-8 360 ENG.</b>            |                 |                |             | Return; W/O Cooler .....            |                 |                | †17"        |
|                                      | Pressure .....  | 70934           |                |             | Return - Cooler To Pump.....        |                 |                | †16"        |
|                                      | Return .....  |                 | ★36"           |             | Return - Gear To Cooler .....       |                 |                | †18"        |
|                                      | <b>1973</b>   |                 |                |             | <b>1991</b>                         |                 |                |             |
|                                      | <b>6-CYL. 225 ENG.; V-8 318 ENG.; V-8 360 ENG.</b>            |                 |                |             | <b>6-CYL. 5.9 L DIESEL ENG.</b>     |                 |                |             |
|                                      | Pressure .....  | 70934           |                |             | Pressure; W/2WD.....                | 71234           |                |             |
|                                      | Return .....  |                 | ★33"           |             | Pressure; W/4WD.....                | 71819           |                |             |
| <b>BUSES</b>                         | <b>1972</b>   |                 |                |             | Return; W/2WD .....                 |                 |                | †14"        |
|                                      | <b>6-CYL. 225 ENG.; V-8 318 ENG.; V-8 360 ENG.</b>            |                 |                |             | Return; W/4WD .....                 |                 |                | †15"        |
|                                      | Pressure .....  | 70934           |                |             | <b>V-6 3.9 L ENG.</b>               |                 |                |             |
|                                      | Return .....  |                 | ★68"           |             | Pressure; W/2WD.....                | 71399           |                |             |
|                                      | <b>D50 PICKUP</b>   |                 |                |             | Pressure; W/4WD.....                | 71818           |                |             |
| <b>HOSE NUMERICAL</b>                | <b>1980</b>   |                 |                |             | Return; W/2WD .....                 |                 |                | †18"        |
|                                      | <b>4-CYL. 2.0 L ENG.</b>                                      |                 |                |             | Return; W/4WD .....                 |                 |                | †19"        |
|                                      | Pressure; W/2WD.....  | 91626           |                |             | <b>V-8 5.2 L ENG.</b>               |                 |                |             |
|                                      | Reservoir; W/2WD.....   |                 | □              |             | Pressure .....                      | 71399           |                |             |
|                                      | Return; W/2WD .....   | ≧91617          |                |             | Return .....                        |                 |                | †18"        |
| <b>REPAIR KITS</b>                   | <b>4-CYL. 2.6 L ENG.</b>                                      |                 |                |             | <b>V-8 5.9 L ENG.</b>               |                 |                |             |
|                                      | Pressure; W/2WD.....  | 91626           |                |             | Pressure .....                      | 71399           |                |             |
|                                      | Pressure; W/4WD.....  | 71388           |                |             | Reservoir .....                     |                 |                | ❖           |
|                                      | Reservoir .....   |                 | □              |             | Return .....                        |                 |                | †18"        |
|                                      | Return; W/2WD .....   | ≧91617          |                |             | <b>1990</b>                         |                 |                |             |
|                                      | <b>1979</b>   |                 |                |             | <b>6-CYL. 5.9 L DIESEL ENG.</b>     |                 |                |             |
|                                      | <b>4-CYL. 122 ENG.</b>  |                 |                |             | Pressure .....                      | 71234           |                |             |
|                                      | Pressure; W/2WD; Dec. 1 & Newer.....                          | 91626           |                |             | Return .....                        |                 |                | †14"        |
|                                      | Reservoir; W/2WD; Dec. 1 & Newer.....                         |                 | □              |             | <b>V-6 3.9 L ENG.</b>               |                 |                |             |
|                                      | Return; W/2WD; Dec. 1 & Newer .....                           | ≧91617          |                |             | Pressure; W/2WD.....                | 71399           |                |             |
|                                      | <b>4-CYL. 156 ENG.</b>  |                 |                |             | Pressure; W/4WD.....                | 71818           |                |             |
|                                      | Pressure; W/2WD; Dec. 1 & Newer.....                          | 91626           |                |             | Return; W/2WD .....                 |                 |                | †18"        |
|                                      | Pressure; W/4WD; Dec. 1 & Newer.....                          | 71388           |                |             | Return; W/4WD .....                 |                 |                | †19"        |
| <b>ILLUSTRATIONS</b>                 |   |                 |                |             | Return .....                        | 71234           |                |             |

\* Cut From C.P.E. 3/8" I.D. Hose: 71350 (48"), 81352 (25").  
 † Cut From S.A.E. 11/32" I.D. Hose: 80062 (12"), 80063 (24"), 80064 (36"), 81353 (25").  
 ★ Cut From S.A.E. 3/8" I.D. Hose: 71224 (24"), 71236 (36"), 71206 (48"), 81206 (25"). May Also Use 3/8" C.P.E.  
 ✖ Cut From S.A.E. 5/8" I.D. Hose: 71351 (36").  
 □ Cut From 1/2" I.D. Suction Hose: 71296 (36"), 81354 (10').  
 ❖ Cut From 5/8" I.D. Suction Hose: 71207 (42"), 81355 (10').  
 ✧ Cut From 3/4" I.D. Suction Hose: 71297 (36"), 81356 (10').  
 ☆ See Page A14 For Pump or Gear Identification.

② Two Required.  
 ③ Three Required.  
 ④ Four Required.  
 ≧ Cut To Fit.  
 ❖ Replaces Both Upper and Lower Hose.  
 ▲ 252660 Adaptor Required For Some Models.  
 ❖ See Page A6 For Installation Procedure.

# Power Steering Hose for Light Trucks

| Application   | Assembly Number | Multi-Use Hose | End Fitting | Application                                    | Assembly Number | Multi-Use Hose | End Fitting |                                      |
|---|-----------------|----------------|-------------|--|-----------------|----------------|-------------|--------------------------------------|
| <b>DODGE - Continued</b>  |                 |                |             | <b>DODGE - Continued</b>                       |                 |                |             | <b>SYSTEM PUMP &amp; GEAR IDENT.</b> |
| <b>D &amp; W SERIES PICKUP - Continued</b>                      |                 |                |             | <b>D &amp; W SERIES PICKUP - Continued</b>     |                 |                |             |                                      |
| <b>1990 - Continued</b>   |                 |                |             | <b>1980</b>                                    |                 |                |             | <b>SYSTEM &amp; COMPONENT IDENT.</b> |
| <b>V-8 5.9 L ENG.</b>   |                 |                |             | <b>6-CYL. 3.7 L ENG.</b>                       |                 |                |             |                                      |
| Pressure .....  | 71399           |                |             | Pressure .....                                 | 71151           |                |             |                                      |
| Reservoir .....   |                 | ✦              |             | Return .....                                   |                 | ★18"           |             |                                      |
| Return .....  |                 |                | †18"        | <b>V-8 5.2 L ENG.; V-8 5.9 L ENG.</b>          |                 |                |             |                                      |
| <b>1989</b>   |                 |                |             | Pressure; W/O Snow Plow Pkg..... 71133         |                 |                |             |                                      |
| <b>6-CYL. 5.9 L DIESEL ENG.; V-6 3.9 L ENG.; V-8 5.2 L ENG.</b> |                 |                |             | Pressure; W/Snow Plow Pkg..... 71132           |                 |                |             |                                      |
| Pressure .....  | 71234           |                |             | Return .....                                   |                 | ★17"           |             |                                      |
| Return .....  |                 |                | †18"        | <b>1979</b>                                    |                 |                |             |                                      |
| <b>V-8 5.9 L ENG.</b>   |                 |                |             | <b>6-CYL. 225 ENG.; 6-CYL. 243 DIESEL ENG.</b> |                 |                |             |                                      |
| Pressure; W/O Remote Reservoir.....                             | 71234           |                |             | Pressure; W/2WD.....                           | 70930           |                |             |                                      |
| Pressure; W/Remote Reservoir.....                               | 71399           |                |             | Pressure; W/4WD.....                           | 71046           |                |             |                                      |
| Reservoir .....   |                 | ✦              |             | Return; W/2WD .....                            | ✧70979          | ★18"           | 39135       |                                      |
| Return .....  |                 |                | †18"        | Return; W/4WD .....                            | ✧70551          | ★23"           | 39135       |                                      |
| <b>1988</b>   |                 |                |             | <b>V-8 318 ENG.; V-8 360 ENG.</b>              |                 |                |             |                                      |
| <b>V-6 3.9 L ENG.; V-8 5.2 L ENG.</b>                           |                 |                |             | Pressure; W/2WD..... 70930                     |                 |                |             |                                      |
| Pressure .....  | 71234           |                |             | Pressure; W/4WD; W/O Snow Plow                 |                 |                |             |                                      |
| Return .....  |                 |                | †18"        | Pkg. ....                                      | 71048           |                |             |                                      |
| <b>V-8 5.9 L ENG.</b>   |                 |                |             | Pressure; W/4WD; W/Snow Plow Pkg. .            |                 |                |             |                                      |
| Pressure; W/O Remote Reservoir.....                             | 71234           |                |             | Return; W/2WD .....                            | ✧70979          | ★18"           | 39135       |                                      |
| Pressure; W/Remote Reservoir.....                               | 71399           |                |             | Return; W/4WD .....                            | ✧70551          | ★23"           | 39135       |                                      |
| Reservoir .....   |                 | ✦              |             | <b>1978</b>                                    |                 |                |             |                                      |
| Return .....  |                 |                | †18"        | <b>6-CYL. 225 ENG.; 6-CYL. 243 DIESEL ENG.</b> |                 |                |             |                                      |
| <b>1987-1985</b>  |                 |                |             | Pressure; W/2WD..... 70930                     |                 |                |             |                                      |
| <b>6-CYL. 3.7 L ENG.; V-8 5.2 L ENG.</b>                        |                 |                |             | Pressure; W/4WD..... 71046                     |                 |                |             |                                      |
| Pressure .....  | 71234           |                |             | Return; W/2WD .....                            | ✧70979          | ★18"           | 39135       |                                      |
| Return .....  |                 |                | ★18"        | Return; W/4WD .....                            | ✧70551          | ★23"           | 39135       |                                      |
| <b>V-8 5.9 L ENG.</b>   |                 |                |             | <b>V-8 318 ENG.; V-8 360 ENG.</b>              |                 |                |             |                                      |
| Pressure; W/O Remote Reservoir.....                             | 71234           |                |             | Pressure; W/2WD.....                           | 70930           |                |             |                                      |
| Pressure; W/Remote Reservoir.....                               | 71399           |                |             | Pressure; W/4WD; W/O Snow Plow                 |                 |                |             |                                      |
| Reservoir .....   |                 | ✦              |             | Pkg. ....                                      | 71048           |                |             |                                      |
| Return .....  |                 |                | †18"        | Pressure; W/4WD; W/Snow Plow Pkg. .            | 71053           |                |             |                                      |
| <b>1984-1983</b>  |                 |                |             | Return; W/2WD .....                            |                 |                |             |                                      |
| <b>6-CYL. 3.7 L ENG.; V-8 5.2 L ENG.; V-8 5.9 L ENG.</b>        |                 |                |             | ✧70979   |                 |                |             |                                      |
| Pressure .....  | 71234           |                |             | Return; W/4WD .....                            | ✧70551          | ★18"           | 39135       |                                      |
| Return .....  |                 |                | ★18"        | Return; W/4WD .....                            | ✧70551          | ★23"           | 39135       |                                      |
| <b>V-8 5.9 L ENG.</b>   |                 |                |             | <b>V-8 400 ENG.; V-8 440 ENG.</b>              |                 |                |             |                                      |
| Pressure; W/O Remote Reservoir.....                             | 71234           |                |             | Pressure; W/2WD.....                           | 70930           |                |             |                                      |
| Pressure; W/Remote Reservoir.....                               | 71399           |                |             | Pressure; W/4WD; W/O Snow Plow                 |                 |                |             |                                      |
| Reservoir .....   |                 | ✦              |             | Pkg. ....                                      | 71048           |                |             |                                      |
| Return .....  |                 |                | †18"        | Pressure; W/4WD; W/Snow Plow Pkg. .            | 71034           |                |             |                                      |
| <b>1982</b>   |                 |                |             | Return; W/2WD .....                            |                 |                |             |                                      |
| <b>6-CYL. 3.7 L ENG.</b>  |                 |                |             | ✧70979   |                 |                |             |                                      |
| Pressure; Apr. 5 & Older.....                                   | 71151           |                |             | Return; W/4WD .....                            | ✧70551          | ★18"           | 39135       |                                      |
| Pressure; Apr. 6 & Newer.....                                   | 71234           |                |             | Return; W/4WD .....                            | ✧70551          | ★23"           | 39135       |                                      |
| Return; Apr. 5 & Older.....                                     |                 |                | ★18"        | <b>1977</b>                                    |                 |                |             |                                      |
| Return; Apr. 6 & Newer.....                                     |                 |                | ★13"        | <b>6-CYL. 225 ENG.</b>                         |                 |                |             |                                      |
| <b>V-8 5.2 L ENG.; V-8 5.9 L ENG.</b>                           |                 |                |             | Pressure; W/2WD..... 70930                     |                 |                |             |                                      |
| Pressure; Apr. 5 & Older.....                                   | 71133           |                |             | Return; W/2WD .....                            |                 | ★32"           | 39135       |                                      |
| Pressure; Apr. 6 & Newer.....                                   | 71234           |                |             | Return; W/4WD .....                            |                 | ★32"           |             |                                      |
| Return; Apr. 5 & Older.....                                     |                 |                | ★17"        | <b>V-8 318 ENG.; V-8 360 ENG.</b>              |                 |                |             |                                      |
| Return; Apr. 6 & Newer.....                                     |                 |                | ★13"        | Pressure; W/2WD..... 70930                     |                 |                |             |                                      |
| <b>1981</b>   |                 |                |             | Pressure; W/4WD; W/O Snow Plow                 |                 |                |             |                                      |
| <b>6-CYL. 3.7 L ENG.</b>  |                 |                |             | Pkg. .... 70933                                |                 |                |             |                                      |
| Pressure .....  | 71151           |                |             | Pressure; W/4WD; W/Snow Plow Pkg. .            | 70935           |                |             |                                      |
| Return .....  |                 |                | ★13"        | Return; W/2WD .....                            |                 | ★32"           | 39859       |                                      |
| <b>V-8 5.2 L ENG.; V-8 5.9 L ENG.</b>                           |                 |                |             | Return; W/4WD; W/O Snow Plow Pkg. .            |                 |                |             |                                      |
| Pressure .....  | 71133           |                |             | ✧70551   |                 | ★32"           | 39135       |                                      |
| Return .....  |                 |                | ★17"        | Return; W/4WD; W/Snow Plow Pkg.....            | ✧70551          | ★30"           | 39135       |                                      |

\* Cut From C.P.E. 3/8" I.D. Hose: 71350 (48"), 81352 (25").  
 † Cut From S.A.E. 1 1/32" I.D. Hose: 80062 (12"), 80063 (24"), 80064 (36"), 81353 (25").  
 ★ Cut From S.A.E. 3/8" I.D. Hose: 71224 (24"), 71236 (36"), 71206 (48"), 81206 (25"). May Also Use 3/8" C.P.E.  
 ✦ Cut From S.A.E. 5/8" I.D. Hose: 71351 (36").  
 □ Cut From 1/2" I.D. Suction Hose: 71296 (36"), 81354 (10').  
 ✧ Cut From 5/8" I.D. Suction Hose: 71207 (42"), 81355 (10').  
 ✨ Cut From 3/4" I.D. Suction Hose: 71297 (36"), 81356 (10').  
 ☆ See Page A14 For Pump or Gear Identification.

② Two Required.  
 ③ Three Required.  
 ④ Four Required.  
 ✧ Cut To Fit.  
 ✨ Replaces Both Upper and Lower Hose.  
 ▲ 252660 Adaptor Required For Some Models.  
 ✦ See Page A6 For Installation Procedure.

SYSTEM PUMP & GEAR IDENT.

SYSTEM & COMPONENT IDENT.

PASS. CARS

LIGHT TRUCKS

MEDIUM/HEAVY TRUCKS

BUSES

HOSE NUMERICAL

REPAIR KITS

KIT NUMERICAL

ILLUSTRATIONS

# Power Steering Hose for Light Trucks

|                                      | Application                                   | Assembly Number                          | Multi-Use Hose | End Fitting | Application  | Assembly Number   | Multi-Use Hose | End Fitting |       |
|--------------------------------------|---|--|----------------|-------------|--|---|----------------|-------------|-------|
| <b>SYSTEM PUMP &amp; GEAR IDENT.</b> | <b>DODGE - Continued</b>                      |  |                |             | <b>DODGE - Continued</b>                           |   |                |             |       |
|                                      | <b>D &amp; W SERIES PICKUP - Continued</b>    |  |                |             | <b>D &amp; W SERIES PICKUP - Continued</b>         |   |                |             |       |
|                                      | <b>1977 - Continued</b>                       |  |                |             | <b>1972 - Continued</b>                            |   |                |             |       |
|                                      | <b>V-8 400 ENG.; V-8 440 ENG. - Continued</b> |  |                |             | <b>V-8 400 ENG. - Continued</b>                    |   |                |             |       |
|                                      |   | Return; W/2WD .....                      | ✕70979         | ★24"        | 39859  | Pressure; W/4WD; W/O Snow Plow Pkg. ....                            | 70933          |             |       |
|                                      |   | Return; W/4WD; W/O Snow Plow Pkg. .      | ✕70551         | ★18"        | 39135  | Return; W/2WD .....   | ✕70979         | ★24"        | 39859 |
|                                      |   | Return; W/4WD; W/Snow Plow Pkg. ....     | ✕70551         | ★           |  | Return; W/4WD .....   | ✕70551         | ★           | 39135 |
|                                      |   |  |                |             |  |   |                |             |       |
|                                      |   |  |                |             |  |   |                |             |       |
|                                      |   |  |                |             |  |   |                |             |       |
| <b>SYSTEM &amp; COMPONENT IDENT.</b> | <b>1976-1974</b>                              |  |                |             | <b>1971</b>  |   |                |             |       |
|                                      | <b>6-CYL. 225 ENG.</b>                        |  |                |             | <b>6-CYL. 198 ENG.; 6-CYL. 225 ENG.</b>            |   |                |             |       |
|                                      |   | Pressure; W/2WD .....                    | 70932          |             |  | Cyl.; D300 .....  | Ⓞ71305         |             |       |
|                                      |   | Return; W/2WD .....                      |                | ★32"        | 39135  | Pressure; D200; W/Crew Cab; Rear .....                              | 71304          |             |       |
|                                      |   | Return; W/4WD; W/O Snow Plow Pkg. .      |                | ★32"        |  | Pressure; D300; Front .....   | 71305          |             |       |
|                                      |   |  |                |             |  | Pressure; D300; Rear .....  | 71299          |             |       |
|                                      |   |  |                |             |  | Return; D100 .....  |                | ★48"        | 39859 |
|                                      |   |  |                |             |  | Return; D200 .....  |                | ★48"        | 39859 |
|                                      |   |  |                |             |  |   |                |             |       |
|                                      |   |  |                |             |  |   |                |             |       |
| <b>PASS. CARS</b>                    | <b>V-8 318 ENG.; V-8 360 ENG.</b>             |  |                |             | <b>V-8 318 ENG.; V-8 360 ENG.</b>                  |   |                |             |       |
|                                      |   | Pressure; W/2WD .....                    | 70932          |             |  | Cyl.; D300; W/O Crew Cab .....                                      | Ⓞ71305         |             |       |
|                                      |   | Pressure; W/4WD; W/O Snow Plow Pkg. .... | 70933          |             |  | Pressure; D100; D200; Rear; W/Crew Cab .....                        | 71304          |             |       |
|                                      |   | Return; W/2WD .....                      | 70935          |             |  | Return; D100; D200 .....  |                | ★48"        | 39859 |
|                                      |   | Return; W/4WD; W/O Snow Plow Pkg. .      |                | ★32"        | 39859  |   |                | ★48"        | 39859 |
|                                      |   | Return; W/4WD; W/O Snow Plow Pkg. .      | ✕70551         | ★18"        | 39135  |   |                |             |       |
|                                      |   | Return; W/4WD; W/Snow Plow Pkg. ....     | ✕70551         | ★30"        | 39135  |   |                |             |       |
|                                      |   |  |                |             |  |   |                |             |       |
|                                      |   |  |                |             |  |   |                |             |       |
|                                      |   |  |                |             |  |   |                |             |       |
| <b>LIGHT TRUCKS</b>                  | <b>V-8 400 ENG.; V-8 440 ENG.</b>             |  |                |             | <b>V-8 318 ENG.; V-8 360 ENG.</b>                  |   |                |             |       |
|                                      |   | Pressure; W/2WD .....                    | 70930          |             |  | Cyl.; D300; W/O Crew Cab .....                                      | Ⓞ71305         |             |       |
|                                      |   | Pressure; W/4WD; W/O Snow Plow Pkg. .... | 70933          |             |  | Pressure; D100; D200; Rear; W/Crew Cab .....                        | 71304          |             |       |
|                                      |   | Return; W/2WD .....                      | 71034          |             |  | Return; D100; D200 .....  |                | ★48"        | 39859 |
|                                      |   | Return; W/2WD .....                      | ✕70979         | ★24"        | 39859  |   |                |             |       |
|                                      |   | Return; W/4WD; W/O Snow Plow Pkg. .      | ✕70551         | ★18"        | 39135  |   |                |             |       |
|                                      |   | Return; W/4WD; W/Snow Plow Pkg. ....     | ✕70551         | ★30"        | 39135  |   |                |             |       |
|                                      |   |  |                |             |  |   |                |             |       |
|                                      |   |  |                |             |  |   |                |             |       |
|                                      |   |  |                |             |  |   |                |             |       |
| <b>MEDIUM/HEAVY TRUCKS</b>           | <b>1973</b>                                   |  |                |             | <b>1970</b>  |   |                |             |       |
|                                      | <b>6-CYL. 225 ENG.</b>                        |  |                |             | <b>6-CYL. 198 ENG.; 6-CYL. 225 ENG.</b>            |   |                |             |       |
|                                      |   | Pressure; W/2WD .....                    | 70932          |             |  | Cyl.; D300 .....  | Ⓞ71305         |             |       |
|                                      |   | Return; W/2WD .....                      | ✕70979         | ★24"        | 39135  | Pressure; D200; W/Crew Cab; Rear .....                              | 71304          |             |       |
|                                      |   | Return; W/4WD; W/O Snow Plow Pkg. .      | ✕70551         | ★24"        | 39135  | Pressure; D300; Front .....   | 71305          |             |       |
|                                      |   |  |                |             |  | Pressure; D300; Rear .....  | 71299          |             |       |
|                                      |   |  |                |             |  | Return; D100 .....  |                | ★48"        | 39859 |
|                                      |   |  |                |             |  | Return; D200 .....  |                | ★48"        | 39859 |
|                                      |   |  |                |             |  |   |                |             |       |
|                                      |   |  |                |             |  |   |                |             |       |
| <b>BUSES</b>                         | <b>V-8 318 ENG.; V-8 360 ENG.</b>             |  |                |             | <b>V-8 318 ENG.</b>                                |   |                |             |       |
|                                      |   | Pressure; W/2WD .....                    | 70930          |             |  | Cyl.; D300; W/O Crew Cab .....                                      | Ⓞ71305         |             |       |
|                                      |   | Pressure; W/4WD; W/O Snow Plow Pkg. .... | 70933          |             |  | Pressure; D100; D200; Rear; W/Crew Cab .....                        | 71304          |             |       |
|                                      |   | Return; W/2WD .....                      | 70935          |             |  | Return; D100; D200 .....  |                | ★48"        | 39859 |
|                                      |   | Return; W/2WD .....                      | ✕70629         | ★30"        | 39859  |   |                | ★48"        | 39859 |
|                                      |   | Return; W/4WD .....                      | ✕70551         | ★           | 39135  |   |                |             |       |
|                                      |   |  |                |             |  |   |                |             |       |
|                                      |   |  |                |             |  |   |                |             |       |
|                                      |   |  |                |             |  |   |                |             |       |
|                                      |   |  |                |             |  |   |                |             |       |
| <b>HOSE NUMERICAL</b>                | <b>V-8 400 ENG.; V-8 440 ENG.</b>             |  |                |             | <b>V-8 318 ENG.</b>                                |   |                |             |       |
|                                      |   | Pressure; W/2WD .....                    | 70930          |             |  | Cyl.; D300; W/O Crew Cab .....                                      | Ⓞ71305         |             |       |
|                                      |   | Pressure; W/4WD; W/O Snow Plow Pkg. .... | 70933          |             |  | Pressure; D100; D200; Rear; W/Crew Cab .....                        | 71304          |             |       |
|                                      |   | Return; W/2WD .....                      | 71034          |             |  | Return; D100; D200 .....  |                | ★48"        | 39859 |
|                                      |   | Return; W/2WD .....                      | ✕70979         | ★24"        | 39859  |   |                |             |       |
|                                      |   | Return; W/4WD .....                      | ✕70551         | ★           | 39135  |   |                |             |       |
|                                      |   |  |                |             |  |   |                |             |       |
|                                      |   |  |                |             |  |   |                |             |       |
|                                      |   |  |                |             |  |   |                |             |       |
|                                      |   |  |                |             |  |   |                |             |       |
| <b>REPAIR KITS</b>                   | <b>1972</b>                                   |  |                |             | <b>1969</b>  |   |                |             |       |
|                                      | <b>6-CYL. 225 ENG.</b>                        |  |                |             | <b>6-CYL. 225 ENG.; V-8 318 ENG.; V-8 383 ENG.</b> |   |                |             |       |
|                                      |   | Pressure; W/2WD .....                    | 70932          |             |  | Pressure .....  | 71304          |             |       |
|                                      |   | Return; W/2WD .....                      | ✕70979         | ★24"        | 39135  | Return .....  |                | ★40"        | 39859 |
|                                      |   | Return; W/4WD; W/O Snow Plow Pkg. .      | ✕70551         | ★24"        | 39135  |   |                |             |       |
|                                      |   |  |                |             |  |   |                |             |       |
|                                      |   |  |                |             |  |   |                |             |       |
|                                      |   |  |                |             |  |   |                |             |       |
|                                      |   |  |                |             |  |   |                |             |       |
|                                      |   |  |                |             |  |   |                |             |       |
| <b>KIT NUMERICAL</b>                 | <b>V-8 318 ENG.; V-8 360 ENG.</b>             |  |                |             | <b>1968</b>  |   |                |             |       |
|                                      |   | Pressure; W/2WD .....                    | 70932          |             |  | <b>6-CYL. 225 ENG.; 6-CYL. 251 ENG.; V-8 318 ENG.; V-8 383 ENG.</b> |                |             |       |
|                                      |   | Pressure; W/4WD; W/O Snow Plow Pkg. .... | 70933          |             |  | Pressure .....  | 71304          |             |       |
|                                      |   | Return; W/2WD .....                      | 70935          |             |  | Return .....  |                | ★40"        | 39859 |
|                                      |   | Return; W/2WD .....                      | ✕70629         | ★30"        | 39859  |   |                |             |       |
|                                      |   | Return; W/4WD .....                      | ✕70551         | ★           | 39135  |   |                |             |       |
|                                      |   |  |                |             |  |   |                |             |       |
|                                      |   |  |                |             |  |   |                |             |       |
|                                      |   |  |                |             |  |   |                |             |       |
|                                      |   |  |                |             |  |   |                |             |       |
| <b>ILLUSTRATIONS</b>                 | <b>V-8 400 ENG.</b>                           |  |                |             | <b>1968</b>  |   |                |             |       |
|                                      |   | Pressure; W/2WD .....                    | 70930          |             |  | <b>6-CYL. 225 ENG.; 6-CYL. 251 ENG.; V-8 318 ENG.; V-8 383 ENG.</b> |                |             |       |
|                                      |   |  |                |             |  | Pressure .....  | 71304          |             |       |
|                                      |   |  |                |             |  | Return .....  |                | ★40"        | 39859 |
|                                      |   |  |                |             |  |   |                |             |       |
|                                      |   |  |                |             |  |   |                |             |       |
|                                      |   |  |                |             |  |   |                |             |       |
|                                      |   |  |                |             |  |   |                |             |       |
|                                      |   |  |                |             |  |   |                |             |       |
|                                      |   |  |                |             |  |   |                |             |       |

\* Cut From C.P.E. 3/8" I.D. Hose: 71350 (48"), 81352 (25').  
 † Cut From S.A.E. 11/32" I.D. Hose: 80062 (12"), 80063 (24"), 80064 (36"), 81353 (25').  
 ★ Cut From S.A.E. 3/8" I.D. Hose: 71224 (24"), 71236 (36"), 71206 (48"), 81206 (25'). May Also Use 3/8" C.P.E.  
 ❖ Cut From S.A.E. 5/8" I.D. Hose: 71351 (36").  
 □ Cut From 1/2" I.D. Suction Hose: 71296 (36"), 81354 (10').  
 ❖ Cut From 5/8" I.D. Suction Hose: 71207 (42"), 81355 (10').  
 \* Cut From 3/4" I.D. Suction Hose: 71297 (36"), 81356 (10').  
 ☆ See Page A14 For Pump or Gear Identification.

Ⓞ Two Required.  
 Ⓟ Three Required.  
 Ⓠ Four Required.  
 ✂ Cut To Fit.  
 Ⓢ Replaces Both Upper and Lower Hose.  
 ▲ 252660 Adaptor Required For Some Models.  
 ❖ See Page A6 For Installation Procedure.



# Power Steering Hose for Light Trucks

| Application                          | Assembly Number | Multi-Use Hose | End Fitting | Application                             | Assembly Number | Multi-Use Hose | End Fitting |                                      |                                      |                   |                     |
|--------------------------------------|-----------------|----------------|-------------|---|-----------------|----------------|-------------|--------------------------------------|--------------------------------------|-------------------|---------------------|
| <b>DODGE - Continued</b>             |                 |                |             | <b>DODGE - Continued</b>                |                 |                |             | <b>SYSTEM PUMP &amp; GEAR IDENT.</b> |                                      |                   |                     |
| <b>DAKOTA</b>                        |                 |                |             | <b>GRAND CARAVAN - Continued</b>        |                 |                |             |                                      | <b>SYSTEM &amp; COMPONENT IDENT.</b> |                   |                     |
| <b>1995-1992</b>                     |                 |                |             | <b>1995-1994 - Continued</b>            |                 |                |             |                                      |                                      | <b>PASS. CARS</b> |                     |
| <b>4-CYL. 2.5 L ENG.</b>             |                 |                |             | <b>V-6 3.0 L ENG. - Continued</b>       |                 |                |             |                                      |                                      |                   | <b>LIGHT TRUCKS</b> |
| Pressure .....                       | 91643           |                |             | Return .....                            |                 |                | ★13"        |                                      |                                      |                   |                     |
| Return .....                         |                 | †16"           |             | <b>V-6 3.3 L ENG.; V-6 3.8 L ENG.</b>   |                 |                |             |                                      |                                      |                   |                     |
| <b>V-6 3.9 L ENG.</b>                |                 |                |             | Pressure; W/AWD .....                   | 91734           |                |             |                                      |                                      |                   |                     |
| Pressure; W/2WD .....                | 80069           |                |             | Pressure; W/FWD .....                   | 91675           |                |             |                                      |                                      |                   |                     |
| Pressure; W/4WD .....                | 71816           |                |             | Reservoir .....                         |                 | ⊕11"           |             |                                      |                                      |                   |                     |
| Return; W/O Cooler .....             |                 | †20"           |             | Return; W/AWD .....                     |                 | ★16"           |             |                                      |                                      |                   |                     |
| Return - Cooler To Pump .....        |                 | †14"           |             | Return; W/FWD .....                     |                 | ★12"           |             |                                      |                                      |                   |                     |
| Return - Gear To Cooler; W/2WD ..... |                 | †19"           |             | <b>1993-1992</b>                        |                 |                |             |                                      |                                      |                   |                     |
| Return - Gear To Cooler; W/4WD ..... |                 | †14"           |             | <b>V-6 3.0 L ENG.</b>                   |                 |                |             |                                      |                                      |                   |                     |
| <b>V-8 5.2 L ENG.</b>                |                 |                |             | Pressure .....                          | 91644           |                | ★13"        |                                      |                                      |                   |                     |
| Pressure; W/2WD .....                | 80069           |                |             | Return .....                            |                 |                |             |                                      |                                      |                   |                     |
| Pressure; W/4WD .....                | 71817           |                |             | <b>V-6 3.3 L ENG.</b>                   |                 |                |             |                                      |                                      |                   |                     |
| Return; W/2WD; W/O Cooler .....      |                 | †22"           |             | Pressure; W/AWD .....                   | 91734           |                |             |                                      |                                      |                   |                     |
| Return; W/4WD; W/O Cooler .....      |                 | †19"           |             | Pressure; W/FWD .....                   | 91675           |                |             |                                      |                                      |                   |                     |
| Return - Cooler To Pump; W/2WD ..... |                 | †16"           |             | Reservoir .....                         |                 | ⊕11"           |             |                                      |                                      |                   |                     |
| Return - Cooler To Pump; W/4WD ..... |                 | †14"           |             | Return; W/AWD .....                     |                 | ★16"           |             |                                      |                                      |                   |                     |
| Return - Gear To Cooler; W/2WD ..... |                 | †21"           |             | Return; W/FWD .....                     |                 | ★12"           |             |                                      |                                      |                   |                     |
| Return - Gear To Cooler; W/4WD ..... |                 | †14"           |             | <b>1991</b>                             |                 |                |             |                                      |                                      |                   |                     |
| <b>1991</b>                          |                 |                |             | <b>V-6 3.3 L ENG.</b>                   |                 |                |             | <b>MEDIUM/HEAVY TRUCKS</b>           |                                      |                   |                     |
| <b>4-CYL. 2.5 L ENG.</b>             |                 |                |             | Pressure; W/AWD .....                   | 91734           |                |             |                                      |                                      |                   |                     |
| Pressure .....                       | 91643           |                |             | Pressure; W/FWD .....                   | 91675           |                |             |                                      |                                      |                   |                     |
| Return .....                         |                 | †16"           |             | Reservoir .....                         |                 | ⊕11"           |             |                                      |                                      |                   |                     |
| <b>V-6 3.9 L ENG.</b>                |                 |                |             | Return; W/AWD .....                     |                 | ★16"           |             |                                      |                                      |                   |                     |
| Pressure; W/2WD .....                | 71397           |                |             | Return; W/FWD .....                     |                 | ★12"           |             |                                      |                                      |                   |                     |
| Pressure; W/4WD .....                | 71398           |                |             | <b>1990</b>                             |                 |                |             |                                      |                                      |                   |                     |
| Return .....                         |                 | †20"           |             | <b>V-6 3.3 L ENG.</b>                   |                 |                |             |                                      |                                      |                   |                     |
| <b>V-8 5.2 L ENG.</b>                |                 |                |             | Pressure .....                          | 91675           |                |             |                                      |                                      |                   |                     |
| Pressure; W/2WD .....                | 80272           |                |             | Reservoir .....                         |                 | ⊕11"           |             |                                      |                                      |                   |                     |
| Pressure; W/4WD .....                | 71815           |                |             | Return .....                            |                 | ★12"           |             |                                      |                                      |                   |                     |
| Return; W/2WD .....                  |                 | †21"           |             | <b>1989-1988</b>                        |                 |                |             |                                      |                                      |                   |                     |
| Return; W/4WD .....                  |                 | †18"           |             | <b>4-CYL. 2.5 L ENG.</b>                |                 |                |             |                                      |                                      |                   |                     |
| <b>1990-1989</b>                     |                 |                |             | Pressure .....                          | 91650           |                | ★10"        |                                      |                                      |                   |                     |
| <b>4-CYL. 2.5 L ENG.</b>             |                 |                |             | Return .....                            |                 |                |             |                                      |                                      |                   |                     |
| Pressure .....                       | 91643           |                | †16"        | <b>V-6 3.0 L ENG.</b>                   |                 |                |             |                                      |                                      |                   |                     |
| Return .....                         |                 |                |             | Pressure .....                          | 91644           |                | ★13"        |                                      |                                      |                   |                     |
| <b>V-6 3.9 L ENG.</b>                |                 |                |             | Return .....                            |                 |                |             |                                      |                                      |                   |                     |
| Pressure; W/2WD .....                | 71397           |                |             | <b>1987</b>                             |                 |                |             |                                      |                                      |                   |                     |
| Pressure; W/4WD .....                | 71398           |                | †17"        | <b>4-CYL. 2.2 L ENG.</b>                |                 |                |             |                                      |                                      |                   |                     |
| Return .....                         |                 |                |             | Pressure .....                          | 91476           |                | ★10"        |                                      |                                      |                   |                     |
| <b>V-8 5.2 L ENG.</b>                |                 |                |             | Return .....                            |                 |                |             |                                      |                                      |                   |                     |
| Pressure; W/4WD .....                | 71398           |                | †17"        | <b>4-CYL. 2.5 L ENG.</b>                |                 |                |             |                                      |                                      |                   |                     |
| Return .....                         |                 |                |             | Pressure .....                          | 91650           |                | ★10"        |                                      |                                      |                   |                     |
| <b>1988-1987</b>                     |                 |                |             | Return .....                            |                 |                |             |                                      |                                      |                   |                     |
| <b>4-CYL. 2.2 L ENG.</b>             |                 |                |             | <b>V-6 3.0 L ENG.</b>                   |                 |                |             |                                      |                                      |                   |                     |
| Pressure .....                       | 91643           |                | †16"        | Pressure .....                          | 91644           |                | ★13"        |                                      |                                      |                   |                     |
| Return .....                         |                 |                |             | Return .....                            |                 |                |             |                                      |                                      |                   |                     |
| <b>V-6 3.9 L ENG.</b>                |                 |                |             | <b>M SERIES MOTOR HOME</b>              |                 |                |             |                                      |                                      |                   |                     |
| Pressure; W/2WD .....                | 71397           |                |             | <b>1980</b>                             |                 |                |             |                                      |                                      |                   |                     |
| Pressure; W/4WD .....                | 71398           |                | †17"        | <b>V-8 5.9 L ENG.</b>                   |                 |                |             |                                      |                                      |                   |                     |
| Return .....                         |                 |                |             | Pressure - Hydroboost To Gear; M600..   | 71124           |                |             |                                      |                                      |                   |                     |
| <b>GRAND CARAVAN</b>                 |                 |                |             | Return - Gear To Return Tee; M600 ..... |                 |                | ★           |                                      |                                      |                   |                     |
| <b>1995-1994</b>                     |                 |                |             | Return - Hydroboost To Return Tee ..... |                 |                | ★           |                                      |                                      |                   |                     |
| <b>V-6 3.0 L ENG.</b>                |                 |                |             | Return - Return Tee To Pump .....       |                 |                | ★           |                                      |                                      |                   |                     |
| Pressure .....                       | 91644           |                |             |   |                 |                |             |                                      |                                      |                   |                     |

- \* Cut From C.P.E. 3/8" I.D. Hose: 71350 (48"), 81352 (25').
- † Cut From S.A.E. 11/32" I.D. Hose: 80062 (12"), 80063 (24"), 80064 (36"), 81353 (25').
- ★ Cut From S.A.E. 3/8" I.D. Hose: 71224 (24"), 71236 (36"), 71206 (48"), 81206 (25'). May Also Use 3/8" C.P.E.
- ♣ Cut From S.A.E. 5/8" I.D. Hose: 71351 (36").
- Cut From 1/2" I.D. Suction Hose: 71296 (36"), 81354 (10').
- ⊕ Cut From 5/8" I.D. Suction Hose: 71207 (42"), 81355 (10').
- ✳ Cut From 3/4" I.D. Suction Hose: 71297 (36"), 81356 (10').
- ☆ See Page A14 For Pump or Gear Identification.

- Ⓜ Two Required.
- Ⓝ Three Required.
- Ⓞ Four Required.
- ⊕ Cut To Fit.
- ⊕ Replaces Both Upper and Lower Hose.
- ▲ 252660 Adaptor Required For Some Models.
- ♣ See Page A6 For Installation Procedure.

**ILLUSTRATIONS**

# Power Steering Hose for Light Trucks

|                                      | Application  | Assembly Number | Multi-Use Hose | End Fitting |   | Application                            | Assembly Number | Multi-Use Hose | End Fitting |
|--------------------------------------|--|-----------------|----------------|-------------|---|--|-----------------|----------------|-------------|
| <b>SYSTEM PUMP &amp; GEAR IDENT.</b> | <b>DODGE - Continued</b>   |                 |                |             |   | <b>DODGE - Continued</b>               |                 |                |             |
|                                      | <b>M SERIES MOTOR HOME - Continued</b>   |                 |                |             |   | <b>M SERIES MOTOR HOME - Continued</b> |                 |                |             |
|                                      | <b>1979-1977</b>   |                 |                |             |   | <b>1976 - Continued</b>                |                 |                |             |
|                                      | <b>V-8 360 ENG.</b>  |                 |                |             |   | <b>V-8 440 ENG. - Continued</b>        |                 |                |             |
|                                      | Pressure; Conventional System.....   | 71046           |                |             | Return - Return Tee To Pump; Hydro-boost System .....   |  |                 | ★              |             |
| <b>SYSTEM &amp; COMPONENT IDENT.</b> | Pressure - Hydroboost To Gear; Hydro-boost System; M300; M400; M500 ....   | 91465           |                |             |   |  |                 |                |             |
|                                      | Pressure - Pump To Hydroboost; Hydroboost System .....   | 91463           |                |             | <b>1975</b>   |  |                 |                |             |
|                                      | Return; Conventional System .....  |                 | ★              |             | <b>V-8 318 ENG.; V-8 360 ENG.; V-8 440 ENG.</b>   |  |                 |                |             |
|                                      | Return - Gear To Return Tee; Hydro-boost System; M600 .....  |                 | ★              |             | Pressure; W/3 Ft. Pressure Hose .....   | 71046                                  |                 |                |             |
|                                      | Return - Hydroboost To Return Tee; Hydroboost System .....   |                 | ★              |             | Return; W/3 Ft. Pressure Hose .....   |  |                 | ★              |             |
| <b>PASS. CARS</b>                    | Return - Return Tee To Pump; Hydro-boost System .....  |                 | ★              |             | <b>1973</b>   |  |                 |                |             |
|                                      | <b>V-8 440 ENG.</b>  |                 |                |             | <b>V-8 318 ENG.; V-8 360 ENG.; V-8 413 ENG.; V-8 440 ENG.</b>   |  |                 |                |             |
|                                      | Pressure; Conventional System.....   | 71046           |                |             | Pressure; W/2 Ft. Pressure Hose .....   | 71058                                  |                 |                |             |
|                                      | Pressure - Hydroboost To Gear; Hydro-boost System; M300; M400; M500 ....   | 91465           |                |             | Pressure; W/3 Ft. Pressure Hose .....   | 71046                                  |                 |                |             |
|                                      | Pressure - Pump To Hydroboost; Hydroboost System .....   | 91459           |                |             | Reservoir; W/2 Ft. Pressure Hose .....  |  |                 | ❖              |             |
| <b>LIGHT TRUCKS</b>                  | Return; Conventional System .....  |                 | ★              |             | Return; W/2, 3 Ft. Pressure Hose.....   |  |                 | ★              |             |
|                                      | Return - Gear To Return Tee; Hydro-boost System; M300; M400; M500 ....   |                 | ★              |             | <b>1972-1970</b>  |  |                 |                |             |
|                                      | Return - Gear To Return Tee; Hydro-boost System; M600 .....  |                 | ★              |             | <b>V-8 318 ENG.; V-8 413 ENG.</b>   |  |                 |                |             |
|                                      | Return - Hydroboost To Return Tee; Hydroboost System .....   |                 | ★              |             | Pressure; W/2 Ft. Pressure Hose .....   | 71058                                  |                 |                |             |
|                                      | Return - Return Tee To Pump; Hydro-boost System .....  |                 | ★              |             | Reservoir; W/2 Ft. Pressure Hose .....  |  |                 | ❖              |             |
| <b>MEDIUM/HEAVY TRUCKS</b>           | <b>1976</b>  |                 |                |             | Return; W/2 Ft. Pressure Hose .....   |  |                 | ★              |             |
|                                      | <b>V-8 318 ENG.</b>  |                 |                |             | <b>1969</b>   |  |                 |                |             |
|                                      | Pressure; W/3 Ft. Pressure Hose .....  | 71046           |                |             | <b>V-8 318 ENG.; V-8 413 ENG.</b>   |  |                 |                |             |
|                                      | Return; W/3 Ft. Pressure Hose .....  |                 | ★              |             | Pressure .....  | 71300                                  |                 |                |             |
|                                      | <b>V-8 360 ENG.</b>  |                 |                |             | Reservoir .....   |  |                 | ❖              |             |
| <b>BUSES</b>                         | Pressure; Conventional System; W/3 Ft. Pressure Hose .....   | 71046           |                |             | Return .....  |  |                 | ★              |             |
|                                      | Pressure - Hydroboost To Gear; Hydro-boost System; M300; M400; M500 ....   | 91465           |                |             | <b>MB SERIES VAN</b>  |  |                 |                |             |
|                                      | Pressure - Pump To Hydroboost; Hydroboost System .....   | 91463           |                |             | <b>1980</b>   |  |                 |                |             |
|                                      | Return; Conventional System; W/3 Ft. Pressure Hose .....   |                 | ★              |             | <b>V-8 5.9 L ENG.</b>   |  |                 |                |             |
|                                      | Return - Gear To Return Tee; Hydro-boost System; M600 .....  |                 | ★              |             | Pressure - From Pump; Conventional System.....  | 71135                                  |                 |                |             |
|                                      | Return - Hydroboost To Return Tee; Hydroboost System .....   |                 | ★              |             | Pressure - Hydroboost To Gear; Hydro-boost System .....   | 91495                                  |                 |                |             |
|                                      | Return - Return Tee To Pump; Hydro-boost System .....  |                 | ★              |             | Pressure - Pump To Hydroboost; Hydroboost System .....  | 71135                                  |                 |                |             |
| <b>HOSE NUMERICAL</b>                | <b>V-8 440 ENG.</b>  |                 |                |             | Pressure - To Gear; Conventional System.....  | 80190                                  |                 |                |             |
|                                      | Pressure; Conventional System; W/3 Ft. Pressure Hose .....   | 71046           |                |             | Reservoir; Conventional System.....   |  |                 | ❖              |             |
|                                      | Pressure - Hydroboost To Gear; Hydro-boost System; M300; M400; M500 ....   | 91465           |                |             | Return - Gear To Pump; Hydroboost System.....   |  |                 | ★              |             |
|                                      | Pressure - Pump To Hydroboost; Hydroboost System .....   | 91463           |                |             | Return - Hydroboost To Pump; Hydro-boost System .....   |  |                 | ★              |             |
|                                      | Return; Conventional System; W/3 Ft. Pressure Hose .....   |                 | ★              |             | Return - To Pump; Conventional System.....  |  |                 | ★32"           |             |
|                                      | Return - Gear To Return Tee; Hydro-boost System; M600 .....  |                 | ★              |             | <b>1979</b>   |  |                 |                |             |
|                                      | Return - Hydroboost To Return Tee; Hydroboost System .....   |                 | ★              |             | <b>V-8 360 ENG.; V-8 440 ENG.</b>   |  |                 |                |             |
| <b>REPAIR KITS</b>                   | <b>V-8 440 ENG.</b>  |                 |                |             | Pressure - From Pump; Conventional System.....  | 71134                                  |                 |                |             |
|                                      | Pressure; Conventional System; W/3 Ft. Pressure Hose .....   | 71046           |                |             | Pressure - To Gear; Conventional System.....  | 80190                                  |                 |                |             |
|                                      | Pressure - Hydroboost To Gear; Hydro-boost System; M300; M400; M500 ....   | 91465           |                |             | Return - Gear To Pump; Hydroboost System.....   |  |                 | ★              |             |
|                                      | Pressure - Pump To Hydroboost; Hydroboost System .....   | 91459           |                |             | Return - Hydroboost To Pump; Hydro-boost System .....   |  |                 | ★              |             |
|                                      | Return; Conventional System; W/3 Ft. Pressure Hose .....   |                 | ★              |             | Return - To Pump; Conventional System.....  |  |                 | ★24"           |             |
|                                      | Return - Gear To Return Tee; Hydro-boost System; M300; M400; M500 ....   |                 | ★              |             |   |  |                 |                |             |
|                                      | Return - Gear To Return Tee; Hydro-boost System; M600 .....  |                 | ★              |             |   |  |                 |                |             |
|                                      | Return - Hydroboost To Return Tee; Hydroboost System .....   |                 | ★              |             |   |  |                 |                |             |
| <b>ILLUSTRATIONS</b>                 | <ul style="list-style-type: none"> <li>* Cut From C.P.E. 3/8" I.D. Hose: 71350 (48"), 81352 (25).</li> <li>† Cut From S.A.E. 11/32" I.D. Hose: 80062 (12"), 80063 (24"), 80064 (36"), 81353 (25).</li> <li>★ Cut From S.A.E. 3/8" I.D. Hose: 71224 (24"), 71236 (36"), 71206 (48"), 81206 (25). May Also Use 3/8" C.P.E.</li> <li>❖ Cut From S.A.E. 5/8" I.D. Hose: 71351 (36").</li> <li>□ Cut From 1/2" I.D. Suction Hose: 71296 (36"), 81354 (10').</li> <li>❖ Cut From 5/8" I.D. Suction Hose: 71207 (42"), 81355 (10').</li> <li>* Cut From 3/4" I.D. Suction Hose: 71297 (36"), 81356 (10').</li> <li>☆ See Page A14 For Pump or Gear Identification.</li> </ul> |                 |                |             | <ul style="list-style-type: none"> <li>Ⓜ Two Required.</li> <li>Ⓝ Three Required.</li> <li>Ⓞ Four Required.</li> <li>≠ Cut To Fit.</li> <li>⊗ Replaces Both Upper and Lower Hose.</li> <li>▲ 252660 Adaptor Required For Some Models.</li> <li>❖ See Page A6 For Installation Procedure.</li> </ul> |  |                 |                |             |

# Power Steering Hose for Light Trucks

| Application                                 | Assembly Number | Multi-Use Hose | End Fitting | Application                             | Assembly Number | Multi-Use Hose | End Fitting |                           |                           |            |              |                     |                     |
|---|-----------------|----------------|-------------|---|-----------------|----------------|-------------|---------------------------|---------------------------|------------|--------------|---------------------|---------------------|
| <b>DODGE - Continued</b>                    |                 |                |             | <b>DODGE - Continued</b>                |                 |                |             | SYSTEM PUMP & GEAR IDENT. |                           |            |              |                     |                     |
| <b>MB SERIES VAN - Continued</b>            |                 |                |             | <b>RAIDER - Continued</b>               |                 |                |             |                           | SYSTEM & COMPONENT IDENT. |            |              |                     |                     |
| <b>1978</b>                                 |                 |                |             | <b>1989 - Continued</b>                 |                 |                |             |                           |                           | PASS. CARS |              |                     |                     |
| <b>V-8 400 ENG.; V-8 440 ENG.</b>           |                 |                |             | <b>4-CYL. 2.6 L ENG. - Continued</b>    |                 |                |             |                           |                           |            | LIGHT TRUCKS |                     |                     |
| Pressure .....                              | 70940           |                |             | Return .....                            |                 |                | ★21"        |                           |                           |            |              |                     |                     |
| Return .....                                |                 | ★26"           |             | <b>V-6 3.0 L ENG.</b>                   |                 |                |             |                           |                           |            |              |                     |                     |
| <b>1977</b>                                 |                 |                |             | Return .....                            |                 |                | ★22"        |                           |                           |            |              |                     |                     |
| <b>V-8 400 ENG.; V-8 440 ENG.</b>           |                 |                |             | <b>1988-1987</b>                        |                 |                |             |                           |                           |            |              | MEDIUM/HEAVY TRUCKS |                     |
| Pressure .....                              | 71036           |                |             | <b>4-CYL. 2.6 L ENG.</b>                |                 |                |             |                           |                           |            |              |                     |                     |
| Return .....                                |                 | ★36"           |             | Pressure .....                          | 91753           |                | ★21"        |                           |                           |            |              |                     |                     |
| <b>1976</b>                                 |                 |                |             | Return .....                            |                 |                |             |                           |                           |            |              |                     |                     |
| <b>V-8 400 ENG.; V-8 440 ENG.</b>           |                 |                |             | <b>RAM 50 PICKUP</b>                    |                 |                |             |                           |                           |            |              |                     | MEDIUM/HEAVY TRUCKS |
| Pressure .....                              | 70934           |                |             | <b>1993-1992</b>                        |                 |                |             |                           |                           |            |              |                     |                     |
| Return .....                                |                 | ★30"           |             | <b>4-CYL. 2.4 L ENG.</b>                |                 |                |             |                           |                           |            |              |                     |                     |
| <b>1975-1974</b>                            |                 |                |             | Pressure; W/2WD .....                   | 71389           |                |             |                           |                           |            |              |                     |                     |
| <b>V-8 360 ENG.; V-8 440 ENG.</b>           |                 |                |             | Pressure; W/4WD .....                   | 71866           |                |             |                           |                           |            |              |                     |                     |
| Pressure .....                              | 70934           |                |             | Return; W/2WD .....                     | 91909           |                |             |                           |                           |            |              |                     |                     |
| Return .....                                |                 | ★36"           |             | Return - Pipe To Reservoir; W/2WD ..... |                 |                | ★20"        |                           |                           |            |              |                     |                     |
| <b>MINI RAM VAN</b>                         |                 |                |             | <b>1991-1990</b>                        |                 |                |             | MEDIUM/HEAVY TRUCKS       |                           |            |              |                     |                     |
| <b>1988</b>                                 |                 |                |             | <b>4-CYL. 2.4 L ENG.</b>                |                 |                |             |                           |                           |            |              |                     |                     |
| <b>4-CYL. 2.5 L ENG.</b>                    |                 |                |             | Pressure; W/2WD .....                   | 71389           |                |             |                           |                           |            |              |                     |                     |
| Pressure .....                              | 91650           |                |             | Pressure; W/4WD .....                   | 71866           |                |             |                           |                           |            |              |                     |                     |
| Return .....                                |                 | ★10"           |             | Return; W/2WD .....                     | 91909           |                |             |                           |                           |            |              |                     |                     |
| <b>V-6 3.0 L ENG.</b>                       |                 |                |             | Return - Pipe To Reservoir; W/2WD ..... |                 |                | ★20"        |                           |                           |            |              |                     |                     |
| Pressure .....                              | 91644           |                |             | <b>1989-1987</b>                        |                 |                |             |                           |                           |            |              |                     |                     |
| Return .....                                |                 | ★13"           |             | <b>4-CYL. 2.0 L ENG.</b>                |                 |                |             |                           |                           |            |              |                     |                     |
| <b>1987</b>                                 |                 |                |             | Pressure - From Pump; W/O Pressure      |                 |                |             |                           |                           |            |              |                     |                     |
| <b>4-CYL. 2.2 L ENG.</b>                    |                 |                |             | Tube .....                              | 71389           |                |             |                           |                           |            |              |                     |                     |
| Pressure .....                              | 91476           |                |             | Pressure - Pump To Gear; W/Pressure     |                 |                |             |                           |                           |            |              |                     |                     |
| Return .....                                |                 | ★10"           |             | Tube; W/2WD .....                       | ③91922          |                |             |                           |                           |            |              |                     |                     |
| <b>4-CYL. 2.5 L ENG.; 4-CYL. 2.6 L ENG.</b> |                 |                |             | Pressure - Pump To Gear; W/Pressure     |                 |                |             |                           |                           |            |              |                     |                     |
| Pressure .....                              | 91650           |                |             | Tube; W/4WD .....                       | ③91923          |                |             |                           |                           |            |              |                     |                     |
| Return .....                                |                 | ★10"           |             | Reservoir .....                         |                 | □              |             |                           |                           |            |              |                     |                     |
| <b>V-6 3.0 L ENG.</b>                       |                 |                |             | Return - Cooler To Reservoir .....      |                 |                | ★15"        |                           |                           |            |              |                     |                     |
| Pressure .....                              | 91644           |                |             | <b>4-CYL. 2.6 L ENG.</b>                |                 |                |             |                           |                           |            |              |                     |                     |
| Return .....                                |                 | ★13"           |             | Pressure - Pump To Gear; W/Pressure     |                 |                |             |                           |                           |            |              |                     |                     |
| <b>1986</b>                                 |                 |                |             | Tube; W/2WD .....                       | ③91921          |                |             |                           |                           |            |              |                     |                     |
| <b>4-CYL. 2.2 L ENG.</b>                    |                 |                |             | Pressure - Pump To Gear; W/Pressure     |                 |                |             |                           |                           |            |              |                     |                     |
| Pressure .....                              | 91476           |                |             | Tube; W/4WD .....                       | ③91923          |                |             |                           |                           |            |              |                     |                     |
| Return .....                                |                 | ★10"           |             | Reservoir .....                         |                 | □              |             |                           |                           |            |              |                     |                     |
| <b>4-CYL. 2.6 L ENG.</b>                    |                 |                |             | Return - Cooler To Reservoir .....      |                 |                | ★13"        |                           |                           |            |              |                     |                     |
| Pressure; Apr. 30 & Older .....             | 91476           |                |             | Return - Gear To Cooler .....           | 91663           |                |             |                           |                           |            |              |                     |                     |
| Pressure; May 1 & Newer .....               | 91650           |                |             | <b>1986</b>                             |                 |                |             |                           |                           |            |              |                     |                     |
| Return .....                                |                 | ★10"           |             | <b>4-CYL. 2.0 L ENG.</b>                |                 |                |             |                           |                           |            |              |                     |                     |
| <b>1985-1984</b>                            |                 |                |             | Pressure .....                          | 91627           |                |             |                           |                           |            |              |                     |                     |
| <b>4-CYL. 2.2 L ENG.; 4-CYL. 2.6 L ENG.</b> |                 |                |             | Reservoir .....                         |                 | □              |             |                           |                           |            |              |                     |                     |
| Pressure .....                              | 91476           |                |             | Return; W/2WD .....                     | ③91617          |                |             |                           |                           |            |              |                     |                     |
| Return .....                                |                 | ★10"           |             | Return; W/4WD .....                     | 91617           |                |             |                           |                           |            |              |                     |                     |
| <b>RAIDER</b>                               |                 |                |             | <b>4-CYL. 2.6 L ENG.</b>                |                 |                |             |                           |                           |            |              |                     |                     |
| <b>1989</b>                                 |                 |                |             | Pressure; W/2WD .....                   | 91626           |                |             |                           |                           |            |              |                     |                     |
| <b>4-CYL. 2.6 L ENG.</b>                    |                 |                |             | Pressure - From Pump; W/O Pressure      |                 |                |             |                           |                           |            |              |                     |                     |
| Pressure .....                              | 91753           |                |             | Tube; W/4WD .....                       | 71388           |                |             |                           |                           |            |              |                     |                     |
|   |                 |                |             | Pressure - Pump To Gear; W/Pressure     |                 |                |             |                           |                           |            |              |                     |                     |
|   |                 |                |             | Tube; W/4WD .....                       | ③91918          |                |             |                           |                           |            |              |                     |                     |
|   |                 |                |             | Reservoir .....                         |                 | □              |             |                           |                           |            |              |                     |                     |
|   |                 |                |             | Return; W/2WD .....                     | ③91617          |                |             |                           |                           |            |              |                     |                     |

- \* Cut From C.P.E. 3/8" I.D. Hose: 71350 (48"), 81352 (25').
- † Cut From S.A.E. 11/32" I.D. Hose: 80062 (12"), 80063 (24"), 80064 (36"), 81353 (25').
- ★ Cut From S.A.E. 3/8" I.D. Hose: 71224 (24"), 71236 (36"), 71206 (48"), 81206 (25'). May Also Use 3/8" C.P.E.
- ♣ Cut From S.A.E. 5/8" I.D. Hose: 71351 (36").
- Cut From 1/2" I.D. Suction Hose: 71296 (36"), 81354 (10').
- ♣ Cut From 5/8" I.D. Suction Hose: 71207 (42"), 81355 (10').
- ★ Cut From 3/4" I.D. Suction Hose: 71297 (36"), 81356 (10').
- ☆ See Page A14 For Pump or Gear Identification.

- ② Two Required.
- ③ Three Required.
- ④ Four Required.
- ♣ Cut To Fit.
- ♣ Replaces Both Upper and Lower Hose.
- ▲ 252660 Adaptor Required For Some Models.
- ♣ See Page A6 For Installation Procedure.

ILLUSTRATIONS

# Power Steering Hose for Light Trucks

|                                      | Application   | Assembly Number | Multi-Use Hose | End Fitting | Application                           | Assembly Number | Multi-Use Hose | End Fitting |
|--------------------------------------|---|-----------------|----------------|-------------|---------------------------------------|-----------------|----------------|-------------|
| <b>SYSTEM PUMP &amp; GEAR IDENT.</b> | <b>DODGE - Continued</b>                              |                 |                |             | <b>DODGE - Continued</b>              |                 |                |             |
|                                      | <b>RAM 50 PICKUP - Continued</b>                      |                 |                |             | <b>RAM SERIES PICKUP</b>              |                 |                |             |
|                                      | <b>1985</b>   |                 |                |             | <b>1995-1994</b>                      |                 |                |             |
| <b>SYSTEM &amp; COMPONENT IDENT.</b> | <b>4-CYL. 2.0 L ENG.</b>                              |                 |                |             | <b>6-CYL. 5.9 L DIESEL ENG.</b>       |                 |                |             |
|                                      | Pressure .....  | 91627           |                |             | Pressure .....                        | 80071           |                |             |
|                                      | Reservoir .....                                       |                 | □              |             | Return .....                          |                 | †20"           | 39108       |
|                                      | Return; W/2WD .....                                   | ✕91617          |                |             | <b>V-6 3.9 L ENG.</b>                 |                 |                |             |
|                                      | Return; W/4WD .....                                   | 91617           |                |             | Pressure .....                        | 80070           |                |             |
|                                      | <b>4-CYL. 2.3 L DIESEL ENG.</b>                       |                 |                |             | Return .....                          |                 | †20"           | 39108       |
|                                      | Reservoir .....                                       |                 | □              |             | <b>V-8 5.2 L ENG.; V-8 5.9 L ENG.</b> |                 |                |             |
| <b>PASS. CARS</b>                    | <b>4-CYL. 2.6 L ENG.</b>                              |                 |                |             | Pressure .....                        | 80070           |                |             |
|                                      | Pressure; W/2WD .....                                 | 91626           |                |             | Return; W/O Cooler .....              |                 | †15"           | 39108       |
|                                      | Pressure - From Pump; W/O Pressure Tube; W/4WD .....  | 71388           |                |             | Return - Cooler To Pump .....         |                 | †22"           |             |
|                                      | Pressure - Pump To Gear; W/Pressure Tube; W/4WD ..... | ⊗91918          |                |             | Return - Gear To Cooler .....         | 80259           | †20"           |             |
|                                      | Reservoir .....                                       |                 | □              |             | <b>V-10 8.0 L ENG.</b>                |                 |                |             |
|                                      | Return; W/2WD .....                                   | ✕91617          |                |             | Pressure .....                        | 80070           |                |             |
|                                      | <b>1984-1983</b>                                      |                 |                |             | Return - Cooler To Pump .....         |                 | †19"           |             |
|                                      | <b>4-CYL. 2.0 L ENG.</b>                              |                 |                |             | Return - Gear To Cooler .....         |                 | †20"           | 39108       |
| <b>LIGHT TRUCKS</b>                  | Pressure; W/2WD .....                                 | 91627           |                |             | <b>RAMCHARGER</b>                     |                 |                |             |
|                                      | Pressure - Pump To Gear; W/Pressure Tube; W/4WD ..... | ⊗91920          |                |             | <b>1993-1992</b>                      |                 |                |             |
|                                      | Reservoir .....                                       |                 | □              |             | <b>V-8 5.2 L ENG.</b>                 |                 |                |             |
|                                      | Return; W/2WD .....                                   | ✕91617          |                |             | Pressure .....                        | 71820           |                |             |
|                                      | Return; W/4WD .....                                   | 91904           |                |             | Return; W/O Cooler .....              |                 | †17"           |             |
| <b>MEDIUM/HEAVY TRUCKS</b>           | <b>4-CYL. 2.3 L DIESEL ENG.</b>                       |                 |                |             | Return - Cooler To Pump .....         |                 | †16"           |             |
|                                      | Reservoir .....                                       |                 | □              |             | Return - Gear To Cooler .....         |                 | †18"           |             |
|                                      | <b>4-CYL. 2.6 L ENG.</b>                              |                 |                |             | <b>V-8 5.9 L ENG.</b>                 |                 |                |             |
|                                      | Pressure - From Pump; W/O Pressure Tube; W/4WD .....  | 71388           |                |             | Pressure .....                        | 71399           |                |             |
|                                      | Pressure - Pump To Gear; W/Pressure Tube; W/4WD ..... | ⊗91918          |                |             | Reservoir .....                       |                 | ✦              |             |
| <b>BUSES</b>                         | Reservoir .....                                       |                 | □              |             | Return; W/O Cooler .....              |                 | †17"           |             |
|                                      | Return; W/2WD .....                                   | ✕91617          |                |             | Return - Cooler To Pump .....         |                 | †16"           |             |
|                                      | <b>1982</b>   |                 |                |             | Return - Gear To Cooler .....         |                 | †18"           |             |
|                                      | <b>4-CYL. 2.0 L ENG.</b>                              |                 |                |             | <b>1991</b>                           |                 |                |             |
|                                      | Pressure; W/2WD .....                                 | 91626           |                |             | <b>V-8 5.2 L ENG.</b>                 |                 |                |             |
|                                      | Reservoir; W/2WD .....                                |                 | □              |             | Pressure .....                        | 71399           |                |             |
|                                      | Return; W/2WD .....                                   | ✕91617          |                |             | Return .....                          |                 | †18"           |             |
| <b>HOSE NUMERICAL</b>                | <b>4-CYL. 2.6 L ENG.</b>                              |                 |                |             | <b>V-8 5.9 L ENG.</b>                 |                 |                |             |
|                                      | Pressure; W/2WD .....                                 | 91626           |                |             | Pressure .....                        | 71399           |                |             |
|                                      | Pressure - From Pump; W/O Pressure Tube; W/4WD .....  | 71388           |                |             | Reservoir .....                       |                 | ✦              |             |
|                                      | Pressure - Pump To Gear; W/Pressure Tube; W/4WD ..... | ⊗91918          |                |             | Return .....                          |                 | †18"           |             |
| <b>REPAIR KITS</b>                   | Reservoir .....                                       |                 | □              |             | <b>1990-1988</b>                      |                 |                |             |
|                                      | Return; W/2WD .....                                   | ✕91617          |                |             | <b>V-8 5.2 L ENG.</b>                 |                 |                |             |
|                                      | <b>1981</b>   |                 |                |             | Pressure .....                        | 71234           |                |             |
|                                      | <b>4-CYL. 2.0 L ENG.</b>                              |                 |                |             | Return .....                          |                 | †18"           |             |
|                                      | Pressure; W/2WD .....                                 | 91626           |                |             | <b>V-8 5.9 L ENG.</b>                 |                 |                |             |
|                                      | Reservoir; W/2WD .....                                |                 | □              |             | Pressure .....                        | 71399           |                |             |
|                                      | Return; W/2WD .....                                   | ✕91617          |                |             | Reservoir .....                       |                 | ✦              |             |
| <b>KIT NUMERICAL</b>                 | <b>4-CYL. 2.6 L ENG.</b>                              |                 |                |             | Return .....                          |                 | †18"           |             |
|                                      | Pressure; W/2WD .....                                 | 91626           |                |             | <b>1987-1985</b>                      |                 |                |             |
|                                      | Pressure; W/4WD .....                                 | 71388           |                |             | <b>V-8 5.2 L ENG.</b>                 |                 |                |             |
|                                      | Reservoir .....                                       |                 | □              |             | Pressure .....                        | 71234           |                |             |
|                                      | Return; W/2WD .....                                   | ✕91617          |                |             | Return .....                          |                 | ★18"           |             |
|                                      | <b>1987-1985</b>                                      |                 |                |             | <b>V-8 5.9 L ENG.</b>                 |                 |                |             |
|                                      | <b>V-8 5.2 L ENG.</b>                                 |                 |                |             | Pressure .....                        | 71399           |                |             |
|                                      | Pressure .....  |                 |                |             | Reservoir .....                       |                 | ✦10"           |             |
|                                      | Return .....  |                 |                |             | Return .....                          |                 | ★18"           |             |

\* Cut From C.P.E. 3/8" I.D. Hose: 71350 (48"), 81352 (25").  
 † Cut From S.A.E. 11/32" I.D. Hose: 80062 (12"), 80063 (24"), 80064 (36"), 81353 (25").  
 ★ Cut From S.A.E. 3/8" I.D. Hose: 71224 (24"), 71236 (36"), 71206 (48"), 81206 (25"). May Also Use 3/8" C.P.E.  
 ✦ Cut From S.A.E. 5/8" I.D. Hose: 71351 (36").  
 □ Cut From 1/2" I.D. Suction Hose: 71296 (36"), 81354 (10').  
 ✦ Cut From 5/8" I.D. Suction Hose: 71207 (42"), 81355 (10').  
 ✦ Cut From 3/4" I.D. Suction Hose: 71297 (36"), 81356 (10').  
 ☆ See Page A14 For Pump or Gear Identification.

⊗ Two Required.  
 ⊗ Three Required.  
 ⊗ Four Required.  
 ✕ Cut To Fit.  
 ✦ Replaces Both Upper and Lower Hose.  
 ▲ 252660 Adaptor Required For Some Models.  
 ✦ See Page A6 For Installation Procedure.

# Power Steering Hose for Light Trucks

| Application                               | Assembly Number | Multi-Use Hose | End Fitting | Application  | Assembly Number | Multi-Use Hose | End Fitting |                                      |
|---|-----------------|----------------|-------------|--|-----------------|----------------|-------------|--------------------------------------|
| <b>DODGE - Continued</b>                  |                 |                |             | <b>DODGE - Continued</b>   |                 |                |             | <b>SYSTEM PUMP &amp; GEAR IDENT.</b> |
| <b>RAMCHARGER - Continued</b>             |                 |                |             | <b>RAMCHARGER - Continued</b>  |                 |                |             |                                      |
| <b>1984</b>                               |                 |                |             | <b>1978 - Continued</b>  |                 |                |             | <b>SYSTEM &amp; COMPONENT IDENT.</b> |
| <b>V-8 5.2 L ENG.; V-8 5.9 L ENG.</b>     |                 |                |             | <b>V-8 400 ENG.; V-8 440 ENG. - Continued</b>                                  |                 |                |             |                                      |
| Pressure .....                            | 71234           |                |             | Pressure; W/Snow Plow Pkg.; W/4WD ..   | 71034           |                |             |                                      |
| Return .....                              |                 | ★13"           |             | Return; W/2WD .....  | ⊗70979          | ★18"           | 39135       |                                      |
|   |                 |                |             | Return; W/4WD .....  | ⊗70551          | ★23"           | 39135       |                                      |
| <b>1983</b>                               |                 |                |             | <b>1977</b>  |                 |                |             | <b>PASS. CARS</b>                    |
| <b>V-8 5.2 L ENG.</b>                     |                 |                |             | <b>6-CYL. 225 ENG.</b>   |                 |                |             |                                      |
| Pressure .....                            | 71234           |                |             | Pressure; W/2WD .....  | 70930           |                |             |                                      |
| Return .....                              |                 | ★13"           |             | Return; W/2WD .....  |                 | ★32"           | 39135       |                                      |
|   |                 |                |             | Return; W/4WD .....  |                 | ★32"           |             |                                      |
| <b>1982</b>                               |                 |                |             | <b>V-8 318 ENG.; V-8 360 ENG.</b>  |                 |                |             | <b>LIGHT TRUCKS</b>                  |
| <b>V-8 5.2 L ENG.</b>                     |                 |                |             | <b>V-8 400 ENG.; V-8 440 ENG.</b>  |                 |                |             |                                      |
| Pressure; Apr. 5 & Older .....            | 71133           |                |             | Pressure; W/2WD .....  | 70930           |                |             |                                      |
| Pressure; Apr. 6 & Newer .....            | 71234           |                |             | Pressure; W/4WD; W/O Snow Plow   |                 |                |             |                                      |
| Return; Apr. 5 & Older .....              |                 | ★17"           |             | Pkg. ....  | 70933           |                |             |                                      |
| Return; Apr. 6 & Newer .....              |                 | ★13"           |             | Pressure; W/4WD; W/Snow Plow Pkg. ..   | 70935           |                |             |                                      |
|   |                 |                |             | Return; W/2WD .....  |                 | ★32"           | 39859       |                                      |
| <b>1981</b>                               |                 |                |             | <b>V-8 400 ENG.; V-8 440 ENG.</b>  |                 |                |             | <b>MEDIUM/HEAVY TRUCKS</b>           |
| <b>V-8 5.2 L ENG.; V-8 5.9 L ENG.</b>     |                 |                |             | <b>6-CYL. 225 ENG.; V-8 318 ENG.; V-8 360 ENG.; V-8 400 ENG.; V-8 440 ENG.</b> |                 |                |             |                                      |
| Pressure .....                            | 71133           |                |             | Pressure; W/2WD .....  | 70930           |                |             |                                      |
| Return .....                              |                 | ★17"           |             | Pressure; W/4WD; W/O Snow Plow   |                 |                |             |                                      |
|   |                 |                |             | Pkg. ....  | 70933           |                |             |                                      |
| <b>1980</b>                               |                 |                |             | <b>1976</b>  |                 |                |             | <b>BUSES</b>                         |
| <b>6-CYL. 3.7 L ENG.</b>                  |                 |                |             | <b>6-CYL. 225 ENG.; V-8 318 ENG.; V-8 360 ENG.; V-8 400 ENG.; V-8 440 ENG.</b> |                 |                |             |                                      |
| Pressure .....                            | 71151           |                |             | Pressure; W/2WD .....  | 70930           |                |             |                                      |
| Return .....                              |                 | ★18"           |             | Return; W/2WD .....  | ⊗70979          | ★24"           | 39859       |                                      |
|   |                 |                |             | Return; W/4WD; W/O Snow Plow Pkg. .  | ⊗70551          | ★18"           | 39135       |                                      |
| <b>V-8 5.2 L ENG.; V-8 5.9 L ENG.</b>     |                 |                |             | <b>1975</b>  |                 |                |             | <b>HOSE NUMERICAL</b>                |
| <b>V-8 5.2 L ENG.; V-8 5.9 L ENG.</b>     |                 |                |             | <b>6-CYL. 225 ENG.; V-8 318 ENG.; V-8 360 ENG.; V-8 440 ENG.</b>               |                 |                |             |                                      |
| Pressure; W/O Snow Plow Pkg. ....         | 71133           |                |             | Pressure; W/2WD .....  | 70930           |                |             |                                      |
| Pressure; W/Snow Plow Pkg. ....           | 71132           |                |             | Return; W/2WD .....  | ⊗70979          | ★24"           | 39859       |                                      |
| Return .....                              |                 | ★17"           |             |  |                 |                |             |                                      |
| <b>1979</b>                               |                 |                |             | <b>1974</b>  |                 |                |             | <b>REPAIR KITS</b>                   |
| <b>6-CYL. 225 ENG.</b>                    |                 |                |             | <b>6-CYL. 225 ENG.; V-8 318 ENG.; V-8 360 ENG.; V-8 400 ENG.; V-8 440 ENG.</b> |                 |                |             |                                      |
| Pressure; W/2WD .....                     | 70930           |                |             | Pressure; W/2WD .....  | 70930           |                |             |                                      |
| Pressure; W/4WD .....                     | 71046           |                |             | Return; W/2WD .....  | ⊗70979          | ★24"           | 39859       |                                      |
| Return; W/2WD .....                       | ⊗70979          | ★18"           | 39135       |  |                 |                |             |                                      |
| Return; W/4WD .....                       | ⊗70551          | ★23"           | 39135       | <b>1974</b>  |                 |                |             |                                      |
| <b>V-8 318 ENG.; V-8 360 ENG.</b>         |                 |                |             | <b>6-CYL. 225 ENG.; V-8 318 ENG.; V-8 360 ENG.; V-8 400 ENG.; V-8 440 ENG.</b> |                 |                |             | <b>KIT NUMERICAL</b>                 |
| <b>V-8 318 ENG.; V-8 360 ENG.</b>         |                 |                |             | <b>RAMPAGE</b>   |                 |                |             |                                      |
| Pressure; W/2WD .....                     | 70930           |                |             | <b>1984-1982</b>   |                 |                |             |                                      |
| Pressure; W/O Snow Plow Pkg.; W/4WD ..... | 71048           |                |             | <b>4-CYL. 2.2 L ENG.</b>   |                 |                |             |                                      |
| Pressure; W/Snow Plow Pkg.; W/4WD ..      | 71053           |                |             | Pressure .....   | 91476           |                |             |                                      |
| Return; W/2WD .....                       | ⊗70979          | ★18"           | 39135       | Return .....   |                 | ★10"           |             |                                      |
| Return; W/4WD .....                       | ⊗70551          | ★23"           | 39135       | <b>RM SERIES MOTOR HOME</b>  |                 |                |             |                                      |
| <b>1978</b>                               |                 |                |             | <b>1974</b>  |                 |                |             | <b>ILLUSTRATIONS</b>                 |
| <b>6-CYL. 225 ENG.</b>                    |                 |                |             | <b>V-8 318 ENG.; V-8 360 ENG.; V-8 413 ENG.; V-8 440 ENG.</b>                  |                 |                |             |                                      |
| Pressure; W/2WD .....                     | 70930           |                |             | Pressure; W/3 Ft. Pressure Hose .....  | 71046           |                |             |                                      |
| Pressure; W/4WD .....                     | 71046           |                |             | Return; W/3 Ft. Pressure Hose .....  |                 | ★              |             |                                      |
| Return; W/2WD .....                       | ⊗70979          | ★18"           | 39135       |  |                 |                |             |                                      |
| Return; W/4WD .....                       | ⊗70551          | ★23"           | 39135       |  |                 |                |             |                                      |
| <b>V-8 318 ENG.; V-8 360 ENG.</b>         |                 |                |             |  |                 |                |             |                                      |
| Pressure; W/2WD .....                     | 70930           |                |             |  |                 |                |             |                                      |
| Pressure; W/O Snow Plow Pkg.; W/4WD ..    | 71048           |                |             |  |                 |                |             |                                      |
| Pressure; W/Snow Plow Pkg.; W/4WD ..      | 71053           |                |             |  |                 |                |             |                                      |
| Return; W/2WD .....                       | ⊗70979          | ★18"           | 39135       |  |                 |                |             |                                      |
| Return; W/4WD .....                       | ⊗70551          | ★23"           | 39135       |  |                 |                |             |                                      |
| <b>V-8 400 ENG.; V-8 440 ENG.</b>         |                 |                |             |  |                 |                |             |                                      |
| Pressure; W/2WD .....                     | 70930           |                |             |  |                 |                |             |                                      |
| Pressure; W/O Snow Plow Pkg.; W/4WD ..    | 71048           |                |             |  |                 |                |             |                                      |

- \* Cut From C.P.E. 3/8" I.D. Hose: 71350 (48"), 81352 (25").
- † Cut From S.A.E. 11/32" I.D. Hose: 80062 (12"), 80063 (24"), 80064 (36"), 81353 (25").
- ★ Cut From S.A.E. 3/8" I.D. Hose: 71224 (24"), 71236 (36"), 71206 (48"), 81206 (25"). May Also Use 3/8" C.P.E.
- ♣ Cut From S.A.E. 5/8" I.D. Hose: 71351 (36").
- Cut From 1/2" I.D. Suction Hose: 71296 (36"), 81354 (10').
- ♣ Cut From 5/8" I.D. Suction Hose: 71207 (42"), 81355 (10').
- ★ Cut From 3/4" I.D. Suction Hose: 71297 (36"), 81356 (10').
- ☆ See Page A14 For Pump or Gear Identification.

- Ⓜ Two Required.
- Ⓜ Three Required.
- Ⓜ Four Required.
- ⊗ Cut To Fit.
- Ⓜ Replaces Both Upper and Lower Hose.
- ♣ 252660 Adaptor Required For Some Models.
- ♣ See Page A6 For Installation Procedure.



# Power Steering Hose for Light Trucks

|                                      | Application   | Assembly Number | Multi-Use Hose | End Fitting | Application                           | Assembly Number | Multi-Use Hose | End Fitting |
|--------------------------------------|---|-----------------|----------------|-------------|---------------------------------------|-----------------|----------------|-------------|
| <b>SYSTEM PUMP &amp; GEAR IDENT.</b> | <b>DODGE - Continued</b>                                      |                 |                |             | <b>FORD - Continued</b>               |                 |                |             |
|                                      | <b>RM SERIES MOTOR HOME - Continued</b>                       |                 |                |             | <b>AEROSTAR - Continued</b>           |                 |                |             |
|                                      | <b>1973</b>   |                 |                |             | <b>1992 - Continued</b>               |                 |                |             |
|                                      | <b>V-8 318 ENG.; V-8 360 ENG.; V-8 413 ENG.; V-8 440 ENG.</b> |                 |                |             | <b>V-6 4.0 L ENG. - Continued</b>     |                 |                |             |
|                                      | Pressure; W/2 Ft. Pressure Hose .....                         | 71058           |                |             | Return - Pipe To Pump; W/Cooler;      |                 |                |             |
|                                      | Pressure; W/3 Ft. Pressure Hose .....                         | 71046           |                |             | W/4WD; Lower .....                    | 80084           |                |             |
| <b>SYSTEM &amp; COMPONENT IDENT.</b> | Reservoir; W/2 Ft. Pressure Hose .....                        |                 | ✦              |             |                                       |                 |                |             |
|                                      | Return; W/2, 3 Ft. Pressure Hose .....                        |                 | ★              |             |                                       |                 |                |             |
|                                      | <b>FORD</b>   |                 |                |             | <b>1991</b>                           |                 |                |             |
|                                      | <b>AEROSTAR</b>   |                 |                |             | <b>V-6 3.0 L ENG.</b>                 |                 |                |             |
|                                      | <b>1995-1994</b>  |                 |                |             | Pressure .....                        |                 |                |             |
|                                      | <b>V-6 3.0 L ENG.</b>   |                 |                |             | Return .....                          |                 |                |             |
| <b>PASS. CARS</b>                    | Pressure .....  | 91695           |                |             |                                       | 91695           |                |             |
|                                      | Return .....  | 80082           |                |             |                                       | 80082           |                |             |
|                                      | <b>V-6 4.0 L ENG.</b>   |                 |                |             | Pressure .....                        |                 |                |             |
|                                      | Pressure; W/2WD .....   | 91695           |                |             |                                       | 91694           |                |             |
|                                      | Pressure; W/4WD; W/26 1/2" Hose .....                         | 71844           |                |             | Pressure; W/4WD; W/26 1/2" Hose ..... | 71844           |                |             |
|                                      | Pressure; W/4WD; W/52" Hose .....                             | 92067           |                |             | Pressure; W/4WD; W/52" Hose .....     | 92067           |                |             |
|                                      | Return; W/Cooler; W/4WD; Upper .....                          |                 | ★14"           |             | Return; W/Cooler; W/4WD; Upper .....  |                 | ★14"           |             |
| <b>LIGHT TRUCKS</b>                  | Return - Cooler To Pipe; W/4WD .....                          |                 | ★12"           |             | Return - Cooler To Pipe; W/4WD .....  |                 | ★12"           |             |
|                                      | Return - Gear To Cooler; W/2WD .....                          |                 | ✦★12"          |             | Return - Gear To Cooler; W/2WD .....  |                 | ✦★12"          |             |
|                                      | Return - Gear To Cooler; W/4WD .....                          | 80083           |                |             | Return - Gear To Cooler; W/4WD .....  | 80083           |                |             |
|                                      | Return - Pipe To Pump; W/Cooler;                              |                 |                |             | Return - Pipe To Pump; W/Cooler;      |                 |                |             |
|                                      | W/2WD .....   |                 | ★14"           |             | W/2WD .....                           |                 | ★14"           |             |
|                                      | Return - Pipe To Pump; W/Cooler;                              |                 |                |             | Return - Pipe To Pump; W/Cooler;      |                 |                |             |
|                                      | W/4WD; Lower .....  | 80084           |                |             | W/4WD; Lower .....                    | 80084           |                |             |
|                                      | <b>1993</b>   |                 |                |             | <b>1990</b>                           |                 |                |             |
|                                      | <b>V-6 3.0 L ENG.</b>   |                 |                |             | <b>V-6 3.0 L ENG.</b>                 |                 |                |             |
|                                      | Pressure; Feb. 1 & Newer; W/79 3/4"                           |                 |                |             | Pressure .....                        | 91695           |                |             |
|                                      | Hose .....  | 91695           |                |             | Return .....                          | 80145           |                |             |
|                                      | Pressure; Jan. 31 & Older; W/27 1/4"                          |                 |                |             | <b>V-6 4.0 L ENG.</b>                 |                 |                |             |
|                                      | Hose .....  | 71843           |                |             | Pressure; W/2WD .....                 | 91695           |                |             |
|                                      | Return .....  | 80082           |                |             | Pressure; W/4WD; W/26 1/2" Hose ..... | 71844           |                |             |
|                                      | <b>V-6 4.0 L ENG.</b>   |                 |                |             | Pressure; W/4WD; W/52" Hose .....     |                 |                |             |
|                                      | Pressure; W/2WD .....   | 91695           |                |             | Return; W/Cooler; W/4WD; Upper .....  |                 | ★14"           |             |
|                                      | Pressure; W/4WD; W/26 1/2" Hose .....                         | 71844           |                |             | Return - Cooler To Pipe; W/4WD .....  |                 | ★12"           |             |
|                                      | Pressure; W/4WD; W/52" Hose .....                             | 92067           |                |             | Return - Cooler To Pump; W/2WD .....  |                 | ★14"           |             |
|                                      | Return; W/Cooler; W/4WD; Upper .....                          |                 | ★14"           |             | Return - Gear To Cooler; W/2WD .....  |                 | ★12"           |             |
|                                      | Return - Cooler To Pipe; W/4WD .....                          |                 | ★12"           |             | Return - Gear To Cooler; W/4WD .....  | 80083           |                |             |
|                                      | Return - Gear To Cooler; W/2WD .....                          |                 | ✦★12"          |             | Return - Pipe To Pump; W/Cooler;      |                 |                |             |
|                                      | Return - Gear To Cooler; W/4WD .....                          | 80083           |                |             | W/2WD .....                           |                 | ★14"           |             |
|                                      | Return - Pipe To Pump; W/Cooler;                              |                 |                |             | Return - Pipe To Pump; W/Cooler;      |                 |                |             |
|                                      | W/2WD .....   |                 | ★14"           |             | W/4WD; Lower .....                    | 80084           |                |             |
|                                      | Return - Pipe To Pump; W/Cooler;                              |                 |                |             | <b>1989-1988</b>                      |                 |                |             |
|                                      | W/4WD; Lower .....  | 80084           |                |             | <b>V-6 3.0 L ENG.</b>                 |                 |                |             |
|                                      | <b>1992</b>   |                 |                |             | Pressure .....                        |                 |                |             |
|                                      | <b>V-6 3.0 L ENG.</b>   |                 |                |             | Return .....                          |                 |                |             |
|                                      | Pressure; W/27 1/4" Hose .....                                | 71843           |                |             |                                       | 91661           |                | ★10"        |
|                                      | Pressure; W/79 3/4" Hose .....                                | 91695           |                |             |                                       |                 |                |             |
|                                      | Return .....  | 80082           |                |             |                                       |                 |                |             |
|                                      | <b>V-6 4.0 L ENG.</b>   |                 |                |             | <b>1987</b>                           |                 |                |             |
|                                      | Pressure; W/2WD .....   | 91964           |                |             | <b>4-CYL. 2.3 L ENG.</b>              |                 |                |             |
|                                      | Pressure; W/4WD; W/26 1/2" Hose .....                         | 71844           |                |             | Pressure .....                        | 70435           |                | ★12"        |
|                                      | Pressure; W/4WD; W/52" Hose .....                             | 92067           |                |             | Return .....                          |                 |                |             |
|                                      | Return; W/Cooler; W/4WD; Upper .....                          |                 | ★14"           |             | <b>V-6 3.0 L ENG.</b>                 |                 |                |             |
|                                      | Return - Cooler To Pipe; W/4WD .....                          |                 | ★12"           |             | Pressure; Dec. 1 & Newer .....        | 91661           |                |             |
|                                      | Return - Gear To Cooler; W/2WD .....                          |                 | ✦★12"          |             | Pressure; Nov. 30 & Older .....       | 70427           |                | ★10"        |
|                                      | Return - Gear To Cooler; W/4WD .....                          | 80083           |                |             | Return .....                          |                 |                |             |
|                                      | Return - Pipe To Pump; W/Cooler;                              |                 |                |             | <b>1986</b>                           |                 |                |             |
|                                      | W/2WD .....   |                 | ★14"           |             | <b>4-CYL. 2.3 L ENG.</b>              |                 |                |             |
|                                      | Return - Pipe To Pump; W/Cooler;                              |                 |                |             | Pressure .....                        | 70435           |                | ★12"        |
|                                      | W/4WD; Lower .....  | 80084           |                |             | Return .....                          |                 |                |             |
|                                      | <b>1992</b>   |                 |                |             | <b>V-6 2.8 L ENG.</b>                 |                 |                |             |
|                                      | <b>V-6 3.0 L ENG.</b>   |                 |                |             | Pressure .....                        |                 |                |             |
|                                      | Pressure; W/27 1/4" Hose .....                                | 71843           |                |             | Return .....                          | 70436           |                | ★10"        |
|                                      | Pressure; W/79 3/4" Hose .....                                | 91695           |                |             | <b>V-6 3.0 L ENG.</b>                 |                 |                |             |
|                                      | Return .....  | 80082           |                |             | Pressure .....                        | 70427           |                | ★10"        |
|                                      | <b>V-6 4.0 L ENG.</b>   |                 |                |             | Return .....                          |                 |                |             |
|                                      | Pressure; W/2WD .....   | 91964           |                |             |                                       |                 |                |             |
|                                      | Pressure; W/4WD; W/26 1/2" Hose .....                         | 71844           |                |             |                                       |                 |                |             |
|                                      | Pressure; W/4WD; W/52" Hose .....                             | 92067           |                |             |                                       |                 |                |             |
|                                      | Return; W/Cooler; W/4WD; Upper .....                          |                 | ★14"           |             |                                       |                 |                |             |
|                                      | Return - Cooler To Pipe; W/4WD .....                          |                 | ★12"           |             |                                       |                 |                |             |
|                                      | Return - Gear To Cooler; W/2WD .....                          |                 | ✦★12"          |             |                                       |                 |                |             |
|                                      | Return - Gear To Cooler; W/4WD .....                          | 80083           |                |             |                                       |                 |                |             |
|                                      | Return - Pipe To Pump; W/Cooler;                              |                 |                |             |                                       |                 |                |             |
|                                      | W/2WD .....   |                 | ★14"           |             |                                       |                 |                |             |

- \* Cut From C.P.E. 3/8" I.D. Hose: 71350 (48"), 81352 (25').
- † Cut From S.A.E. 11/32" I.D. Hose: 80062 (12"), 80063 (24"), 80064 (36"), 81353 (25').
- ★ Cut From S.A.E. 3/8" I.D. Hose: 71224 (24"), 71236 (36"), 71206 (48"), 81206 (25'). May Also Use 3/8" C.P.E.
- ✦ Cut From S.A.E. 5/8" I.D. Hose: 71351 (36").
- Cut From 1/2" I.D. Suction Hose: 71296 (36"), 81354 (10').
- ✧ Cut From 5/8" I.D. Suction Hose: 71207 (42"), 81355 (10').
- ✪ Cut From 3/4" I.D. Suction Hose: 71297 (36"), 81356 (10').
- ☆ See Page A14 For Pump or Gear Identification.

- Ⓜ Two Required.
- Ⓝ Three Required.
- Ⓞ Four Required.
- Ⓟ Cut To Fit.
- Ⓠ Replaces Both Upper and Lower Hose.
- ▲ 252660 Adaptor Required For Some Models.
- ✦ See Page A6 For Installation Procedure.

# Power Steering Hose for Light Trucks

| Application                               | Assembly Number | Multi-Use Hose | End Fitting | Application  | Assembly Number | Multi-Use Hose | End Fitting |                                      |
|---|-----------------|----------------|-------------|--|-----------------|----------------|-------------|--------------------------------------|
| <b>FORD - Continued</b>                   |                 |                |             | <b>FORD - Continued</b>                                  |                 |                |             | <b>SYSTEM PUMP &amp; GEAR IDENT.</b> |
| <b>BRONCO</b>                             |                 |                |             | <b>BRONCO - Continued</b>                                |                 |                |             |                                      |
| <b>1995-1993</b>                          |                 |                |             | <b>1986</b>  |                 |                |             | <b>SYSTEM &amp; COMPONENT IDENT.</b> |
| <b>V-8 5.0 L ENG.; V-8 5.8 L ENG.</b>     |                 |                |             | <b>6-CYL. 4.9 L ENG.</b>                                 |                 |                |             |                                      |
| Pressure .....                            | 71851           |                |             | Pressure .....   | 71079           |                |             |                                      |
| Return .....                              | 91846           |                |             | Return .....   |                 | ★12"           |             |                                      |
| <b>1992</b>                               |                 |                |             | <b>V-6 2.9 L ENG.</b>                                    |                 |                |             | <b>PASS. CARS</b>                    |
| <b>6-CYL. 4.9 L ENG.</b>                  |                 |                |             | <b>V-8 5.0 L ENG.; V-8 5.8 L ENG.</b>                    |                 |                |             |                                      |
| Pressure .....                            | 71850           |                |             | Pressure .....   | 71244           |                | ★10"        |                                      |
| Return .....                              | 91844           |                |             | Pressure .....   | 71079           |                | ★12"        |                                      |
| <b>V-8 5.0 L ENG.</b>                     |                 |                |             | <b>1985</b>  |                 |                |             | <b>LIGHT TRUCKS</b>                  |
| Pressure .....                            | 71424           |                |             | <b>4-CYL. 2.3 L DIESEL ENG.</b>                          |                 |                |             |                                      |
| Return .....                              | 91846           |                |             | Pressure .....   | 71277           |                |             |                                      |
| <b>V-8 5.8 L ENG.</b>                     |                 |                |             | <b>6-CYL. 4.9 L ENG.</b>                                 |                 |                |             | <b>MEDIUM/HEAVY TRUCKS</b>           |
| Pressure .....                            | 71555           |                |             | Pressure .....   | 71079           |                | ★12"        |                                      |
| Return .....                              | 91846           |                |             | Return .....   |                 | ✦              | ★14"        |                                      |
| <b>1991</b>                               |                 |                |             | <b>V-6 2.8 L ENG.</b>                                    |                 |                |             | <b>BUSES</b>                         |
| <b>6-CYL. 4.9 L ENG.</b>                  |                 |                |             | <b>V-8 5.0 L ENG.; V-8 5.8 L ENG.</b>                    |                 |                |             |                                      |
| Pressure; W/Electrical Switch Port.....   | 71424           |                |             | Pressure .....   | 71079           |                | ★12"        |                                      |
| Pressure; W/O Electrical Switch Port..... | 71850           |                |             | Return .....   | 71244           |                | ★10"        |                                      |
| Return .....                              | 91844           |                |             | <b>1984</b>  |                 |                |             | <b>HOSE NUMERICAL</b>                |
| <b>V-8 5.0 L ENG.</b>                     |                 |                |             | <b>6-CYL. 4.9 L ENG.</b>                                 |                 |                |             |                                      |
| Pressure .....                            | 71424           |                |             | Pressure .....   | 71079           |                | ★12"        |                                      |
| Return .....                              | 91846           |                |             | Return .....   |                 |                |             |                                      |
| <b>V-8 5.8 L ENG.</b>                     |                 |                |             | <b>V-6 2.8 L ENG.</b>                                    |                 |                |             | <b>REPAIR KITS</b>                   |
| Pressure .....                            | 71555           |                |             | Pressure .....   | 71244           |                | ★8"         |                                      |
| Return .....                              | 91846           |                |             | Return .....   |                 |                |             |                                      |
| <b>1990</b>                               |                 |                |             | <b>V-8 5.0 L ENG.; V-8 5.8 L ENG.</b>                    |                 |                |             | <b>KIT NUMERICAL</b>                 |
| <b>6-CYL. 4.9 L ENG.</b>                  |                 |                |             | <b>1983-1980</b>   |                 |                |             |                                      |
| Pressure; W/Electrical Switch Port.....   | 71424           |                |             | <b>6-CYL. 4.9 L ENG.; V-8 5.0 L ENG.; V-8 5.8 L ENG.</b> |                 |                |             |                                      |
| Pressure; W/O Electrical Switch Port..... | 71850           |                |             | Pressure .....   | 71079           |                | ★12"        |                                      |
| Return .....                              | 91844           |                |             | Return .....   |                 |                |             |                                      |
| <b>V-6 2.9 L ENG.</b>                     |                 |                |             | <b>1979-1978</b>   |                 |                |             | <b>REPAIR KITS</b>                   |
| Pressure .....                            | 71878           |                |             | <b>V-8 351 ENG.; V-8 400 ENG.</b>                        |                 |                |             |                                      |
| Return .....                              | 71291           |                |             | Pressure .....   | 71037           |                | ★14"        |                                      |
| <b>V-8 5.0 L ENG.</b>                     |                 |                |             | <b>1977-1975</b>   |                 |                |             | <b>KIT NUMERICAL</b>                 |
| Pressure .....                            | 71424           |                |             | <b>V-8 302 ENG.</b>                                      |                 |                |             |                                      |
| Return .....                              | 91846           |                |             | Pressure .....   | 70986           |                |             |                                      |
| <b>V-8 5.8 L ENG.</b>                     |                 |                |             | <b>1974-1973</b>   |                 |                |             | <b>REPAIR KITS</b>                   |
| Pressure .....                            | 71555           |                |             | <b>6-CYL. 200 ENG.</b>                                   |                 |                |             |                                      |
| Return .....                              | 91846           |                |             | Pressure .....   | 70986           |                |             |                                      |
| <b>1989-1987</b>                          |                 |                |             | <b>V-8 302 ENG.</b>                                      |                 |                |             | <b>ILLUSTRATIONS</b>                 |
| <b>6-CYL. 4.9 L ENG.</b>                  |                 |                |             | <b>V-8 302 ENG.</b>                                      |                 |                |             |                                      |
| Pressure .....                            | 70426           |                |             | Pressure .....   | 70986           |                |             |                                      |
| Return .....                              |                 | ★10"           |             | Return .....   | 70643           |                | ★           |                                      |
| <b>V-6 2.9 L ENG.</b>                     |                 |                |             | <b>V-8 302 ENG.</b>                                      |                 |                |             |                                      |
| Pressure .....                            | 71244           |                |             | Pressure .....   | 70986           |                |             |                                      |
| Return .....                              |                 | ★10"           |             | Return .....   | 70643           |                | ★           |                                      |
| <b>V-8 5.0 L ENG.</b>                     |                 |                |             | <b>V-8 302 ENG.</b>                                      |                 |                |             |                                      |
| Pressure .....                            | 70426           |                |             | Pressure .....   | 70986           |                |             |                                      |
| Return .....                              |                 | ★12"           |             | Return .....   | 70643           |                | ★           |                                      |
| <b>V-8 5.8 L ENG.</b>                     |                 |                |             | <b>V-8 302 ENG.</b>                                      |                 |                |             |                                      |
| Pressure .....                            | 71079           |                |             | Pressure .....   | 70986           |                |             |                                      |
| Return .....                              |                 | ★12"           |             | Return .....   | 70643           |                | ★           |                                      |

\* Cut From C.P.E. 3/8" I.D. Hose: 71350 (48"), 81352 (25').  
 † Cut From S.A.E. 11/32" I.D. Hose: 80062 (12"), 80063 (24"), 80064 (36"), 81353 (25').  
 ★ Cut From S.A.E. 3/8" I.D. Hose: 71224 (24"), 71236 (36"), 71206 (48"), 81206 (25'). May Also Use 3/8" C.P.E.  
 ✦ Cut From S.A.E. 5/8" I.D. Hose: 71351 (36").  
 □ Cut From 1/2" I.D. Suction Hose: 71296 (36"), 81354 (10').  
 ✧ Cut From 5/8" I.D. Suction Hose: 71207 (42"), 81355 (10').  
 ✨ Cut From 3/4" I.D. Suction Hose: 71297 (36"), 81356 (10').  
 ☆ See Page A14 For Pump or Gear Identification.

② Two Required.  
 ③ Three Required.  
 ④ Four Required.  
 ✧ Cut To Fit.  
 ✨ Replaces Both Upper and Lower Hose.  
 ▲ 252660 Adaptor Required For Some Models.  
 ✦ See Page A6 For Installation Procedure.

# Power Steering Hose for Light Trucks

|                                      | Application                           | Assembly Number | Multi-Use Hose | End Fitting | Application                     | Assembly Number | Multi-Use Hose | End Fitting |
|--------------------------------------|---------------------------------------|-----------------|----------------|-------------|---------------------------------|-----------------|----------------|-------------|
| <b>SYSTEM PUMP &amp; GEAR IDENT.</b> | <b>FORD - Continued</b>               |                 |                |             | <b>FORD - Continued</b>         |                 |                |             |
| <b>SYSTEM &amp; COMPONENT IDENT.</b> | <b>BRONCO - Continued</b>             |                 |                |             | <b>E SERIES VAN - Continued</b> |                 |                |             |
| <b>PASS. CARS</b>                    | <b>1972</b>                           |                 |                |             | <b>1993 - Continued</b>         |                 |                |             |
|                                      | <b>6-CYL. 170 ENG.</b>                |                 |                |             | <b>V-8 7.5 L ENG.</b>           |                 |                |             |
|                                      | Pressure .....                        | 70986           |                |             | Pressure .....                  | 71849           |                |             |
|                                      | Return .....                          | 70643           | ★              |             | Return .....                    | 80090           | ★10"           |             |
|                                      | <b>V-8 302 ENG.</b>                   |                 |                |             | <b>1992</b>                     |                 |                |             |
|                                      | Pressure .....                        | 70986           |                |             | <b>6-CYL. 4.9 L ENG.</b>        |                 |                |             |
|                                      | Return .....                          | ✕80156          | ★              | 39135       | Pressure .....                  | 70429           |                |             |
|                                      | <b>E SERIES VAN</b>                   |                 |                |             | Return .....                    | 80089           | ★16"           |             |
| <b>LIGHT TRUCKS</b>                  | <b>1995</b>                           |                 |                |             | <b>V-8 5.0 L ENG.</b>           |                 |                |             |
|                                      | <b>6-CYL. 4.9 L ENG.</b>              |                 |                |             | <b>V-8 5.8 L ENG.</b>           |                 |                |             |
|                                      | Pressure .....                        | 70429           |                |             | Pressure .....                  | 71202           |                |             |
|                                      | Return .....                          | 80089           |                |             | Return .....                    | 80090           | ★10"           |             |
|                                      | <b>V-8 5.0 L ENG.; V-8 5.8 L ENG.</b> |                 |                |             | <b>V-8 7.3 L DIESEL ENG.</b>    |                 |                |             |
|                                      | Pressure .....                        | 71202           |                |             | Pressure .....                  | 80088           |                |             |
|                                      | Return .....                          | 80090           |                |             | Return - Cooler To Pump .....   |                 | ★16"           |             |
|                                      | <b>V-8 7.3 L DIESEL ENG.</b>          |                 |                |             | <b>V-8 7.5 L ENG.</b>           |                 |                |             |
|                                      | Pressure .....                        | 80088           |                |             | Pressure .....                  | 71849           |                |             |
|                                      | Return - Cooler To Pump .....         |                 | ★16"           |             | Return - Cooler To Pump .....   |                 | ★21"           |             |
|                                      | Return - Gear To Cooler .....         | 80091           |                |             | Return - Gear To Cooler .....   | 80091           |                |             |
| <b>MEDIUM/HEAVY TRUCKS</b>           | <b>1994</b>                           |                 |                |             | <b>1991</b>                     |                 |                |             |
|                                      | <b>6-CYL. 4.9 L ENG.</b>              |                 |                |             | <b>6-CYL. 4.9 L ENG.</b>        |                 |                |             |
|                                      | Pressure .....                        | 70429           |                |             | Pressure .....                  | 70429           |                |             |
|                                      | Return; Jul. 1 & Newer .....          | 80089           |                |             | Return .....                    | 80089           | ★15"           |             |
|                                      | Return; Jun. 30 & Older .....         |                 | ★15"           |             | <b>V-8 5.0 L ENG.</b>           |                 |                |             |
| <b>BUSES</b>                         | <b>V-8 5.0 L ENG.</b>                 |                 |                |             | <b>V-8 5.8 L ENG.</b>           |                 |                |             |
|                                      | Pressure .....                        | 71846           |                |             | Pressure .....                  | 71202           |                |             |
|                                      | Return .....                          | 80090           | ★10"           |             | Return .....                    | 80090           | ★10"           |             |
|                                      | <b>V-8 5.8 L ENG.</b>                 |                 |                |             | <b>V-8 7.3 L DIESEL ENG.</b>    |                 |                |             |
|                                      | Pressure .....                        | 71202           |                |             | Pressure .....                  | 71847           |                |             |
|                                      | Return .....                          | 80090           | ★10"           |             | Return .....                    | 80090           | ★10"           |             |
| <b>HOSE NUMERICAL</b>                | <b>V-8 7.3 L DIESEL ENG.</b>          |                 |                |             | <b>V-8 7.5 L ENG.</b>           |                 |                |             |
|                                      | Pressure; Apr. 30 & Older .....       | 80087           |                |             | Pressure .....                  | 70425           |                |             |
|                                      | Pressure; May 1 & Newer .....         | 80088           |                |             | Return .....                    | 80090           | ★10"           |             |
|                                      | Return - From Gear .....              | 80091           |                |             | <b>1990</b>                     |                 |                |             |
|                                      | Return - To Pump; W/Hydroboost .....  |                 | ★16"           |             | <b>6-CYL. 4.9 L ENG.</b>        |                 |                |             |
|                                      | <b>V-8 7.5 L ENG.</b>                 |                 |                |             | <b>V-8 5.0 L ENG.</b>           |                 |                |             |
|                                      | Pressure .....                        | 71849           |                |             | Pressure .....                  | 71420           |                |             |
|                                      | Return - From Gear .....              | 80091           |                |             | Return .....                    | 80090           | ★10"           |             |
|                                      | Return - To Pump; W/Hydroboost .....  |                 | ★21"           |             | <b>V-8 5.8 L ENG.</b>           |                 |                |             |
| <b>REPAIR KITS</b>                   | <b>1993</b>                           |                 |                |             | <b>V-8 7.3 L DIESEL ENG.</b>    |                 |                |             |
|                                      | <b>6-CYL. 4.9 L ENG.</b>              |                 |                |             | <b>V-8 7.5 L ENG.</b>           |                 |                |             |
|                                      | Pressure .....                        | 70429           |                |             | Pressure .....                  | 70425           |                |             |
|                                      | Return .....                          | 80089           | ★16"           |             | Return .....                    | 80090           | ★10"           |             |
|                                      | <b>V-8 5.0 L ENG.</b>                 |                 |                |             | <b>V-8 7.3 L DIESEL ENG.</b>    |                 |                |             |
|                                      | Pressure .....                        | 71846           |                |             | Pressure; Nov. 1 & Newer .....  | 71847           |                |             |
|                                      | Return .....                          | 80090           | ★10"           |             | Pressure; Oct. 31 & Older ..... | 71202           |                |             |
|                                      | <b>V-8 5.8 L ENG.</b>                 |                 |                |             | Return .....                    | 80090           | ★10"           |             |
| <b>KIT NUMERICAL</b>                 | <b>V-8 7.3 L DIESEL ENG.</b>          |                 |                |             | <b>V-8 7.5 L ENG.</b>           |                 |                |             |
|                                      | Pressure .....                        | 80087           |                |             | Pressure .....                  | 70425           |                |             |
|                                      | Return .....                          | 80091           |                |             | Return .....                    | 80090           | ★10"           |             |

- \* Cut From C.P.E. 3/8" I.D. Hose: 71350 (48"), 81352 (25').
- † Cut From S.A.E. 11/32" I.D. Hose: 80062 (12"), 80063 (24"), 80064 (36"), 81353 (25').
- ★ Cut From S.A.E. 3/8" I.D. Hose: 71224 (24"), 71236 (36"), 71206 (48"), 81206 (25'). May Also Use 3/8" C.P.E.
- ♣ Cut From S.A.E. 5/8" I.D. Hose: 71351 (36").
- Cut From 1/2" I.D. Suction Hose: 71296 (36"), 81354 (10').
- ♠ Cut From 5/8" I.D. Suction Hose: 71207 (42"), 81355 (10').
- ✱ Cut From 3/4" I.D. Suction Hose: 71297 (36"), 81356 (10').
- ☆ See Page A14 For Pump or Gear Identification.

- Ⓜ Two Required.
- Ⓝ Three Required.
- Ⓞ Four Required.
- ✂ Cut To Fit.
- ⊕ Replaces Both Upper and Lower Hose.
- ▲ 252660 Adaptor Required For Some Models.
- ♣ See Page A6 For Installation Procedure.

# Power Steering Hose for Light Trucks

| Application   | Assembly Number | Multi-Use Hose | End Fitting | Application  | Assembly Number | Multi-Use Hose | End Fitting |
|---|-----------------|----------------|-------------|--|-----------------|----------------|-------------|
| <b>FORD - Continued</b>   |                 |                |             | <b>FORD - Continued</b>  |                 |                |             |
| <b>E SERIES VAN - Continued</b>   |                 |                |             | <b>E SERIES VAN - Continued</b>  |                 |                |             |
| <b>1989-1988</b>  |                 |                |             | <b>1978 - Continued</b>  |                 |                |             |
| <b>6-CYL. 4.9 L ENG.</b>  |                 |                |             | <b>6-CYL. 300 ENG.; V-8 351 ENG.; V-8 460 ENG. - Continued</b>                 |                 |                |             |
| Pressure .....  | 70429           |                |             | Return .....   |                 |                | ★14"        |
| Return .....  |                 | ★15"           |             | <b>1977</b>  |                 |                |             |
| <b>V-8 5.0 L ENG.</b>   |                 |                |             | <b>6-CYL. 300 ENG.; V-8 351 ENG.; V-8 460 ENG.</b>                             |                 |                |             |
| Pressure .....  | 71420           |                |             | Pressure; Ser. No. 84,999 & Before .....                                       | 91573           |                |             |
| Return .....  |                 | ★10"           |             | Pressure; Ser. No. 85,000 & After .....  | 71200           |                |             |
| <b>V-8 5.8 L ENG.; V-8 7.3 L DIESEL ENG.</b>  |                 |                |             | Return .....   |                 |                | ★14"        |
| Pressure .....  | 71202           |                |             | <b>1976</b>  |                 |                |             |
| Return .....  |                 | ★10"           |             | <b>6-CYL. 300 ENG.; V-8 351 ENG.; V-8 460 ENG.</b>                             |                 |                |             |
| <b>V-8 7.5 L ENG.</b>   |                 |                |             | Pressure .....   | 91573           |                |             |
| Pressure .....  | 70425           |                |             | Return .....   |                 |                | ★14"        |
| Return .....  |                 | ★10"           |             | <b>1975</b>  |                 |                |             |
| <b>1987</b>   |                 |                |             | <b>6-CYL. 300 ENG.; V-8 351 ENG.; V-8 460 ENG.</b>                             |                 |                |             |
| <b>6-CYL. 4.9 L ENG.</b>  |                 |                |             | Pressure .....   | 91573           |                |             |
| Pressure .....  | 70429           |                |             | Return .....   |                 |                | ★           |
| Return .....  |                 | ★15"           |             | <b>1974-1972</b>   |                 |                |             |
| <b>V-8 5.0 L ENG.; V-8 5.8 L ENG.</b>   |                 |                |             | <b>6-CYL. 240 ENG.; 6-CYL. 300 ENG.; V-8 302 ENG.</b>                          |                 |                |             |
| Pressure .....  | 71420           |                |             | Cyl. - Left Turn .....   | 70964           |                |             |
| Return .....  |                 | ★10"           |             | Cyl. - Right Turn .....  | 70965           |                |             |
| <b>V-8 6.9 L DIESEL ENG.</b>  |                 |                |             | Pressure .....   | 91572           |                |             |
| Pressure .....  | 71202           |                |             | Return .....   | 91874           |                |             |
| Return .....  |                 | ★10"           |             | <b>1971</b>  |                 |                |             |
| <b>V-8 7.5 L ENG.</b>   |                 |                |             | <b>6-CYL. 170 ENG.; 6-CYL. 240 ENG.; V-8 302 ENG.</b>                          |                 |                |             |
| Pressure; W/Carb.; Feb. 1 & Newer .....   | 71202           |                |             | Cyl. - Left Turn .....   | 70964           |                |             |
| Pressure; W/Carb.; Jan. 31 & Older .....  | 71420           |                |             | Cyl. - Right Turn .....  | 70965           |                |             |
| Pressure; W/Fuel Inj. ....  | 70425           |                |             | Pressure .....   | 91572           |                |             |
| Return .....  |                 | ★10"           |             | Return .....   | 91874           |                |             |
| <b>1986-1983</b>  |                 |                |             | <b>EXPLORER</b>  |                 |                |             |
| <b>6-CYL. 4.9 L ENG.; V-8 5.0 L ENG.; V-8 5.8 L ENG.; V-8 6.9 L DIESEL ENG.; V-8 7.5 L ENG.</b> |                 |                |             | <b>1995</b>  |                 |                |             |
| Pressure .....  | 71202           |                |             | <b>V-6 4.0 L ENG.</b>  |                 |                |             |
| Return .....  |                 | ★10"           |             | Pressure .....   | 80086           |                |             |
| <b>1982</b>   |                 |                |             | Return - Cooler To Pump .....  |                 |                | ★13"        |
| <b>6-CYL. 4.9 L ENG.; V-8 5.0 L ENG.; V-8 5.8 L ENG.; V-8 6.6 L ENG.; V-8 7.5 L ENG.</b>        |                 |                |             | <b>1994-1991</b>   |                 |                |             |
| Pressure; W/Ford Stg. Gear; ☆P .....  | 71202           |                |             | <b>V-6 4.0 L ENG.</b>  |                 |                |             |
| Pressure; W/Saginaw Stg. Gear; ☆N .....   | 71201           |                |             | Pressure .....   | 71878           |                |             |
| Return; W/Ford Stg. Gear; ☆P .....  |                 | ★10"           |             | Return .....   | 80085           |                |             |
| Return; W/Saginaw Stg. Gear; ☆N .....   |                 | ★14"           |             | <b>F SERIES PICKUP</b>   |                 |                |             |
| <b>1981-1980</b>  |                 |                |             | <b>1995</b>  |                 |                |             |
| <b>6-CYL. 4.9 L ENG.; V-8 5.0 L ENG.; V-8 5.8 L ENG.; V-8 6.6 L ENG.; V-8 7.5 L ENG.</b>        |                 |                |             | <b>6-CYL. 4.9 L ENG.</b>   |                 |                |             |
| Pressure .....  | 71201           |                |             | Pressure .....   | 91743           |                |             |
| Return .....  | ≧70551          | ★14"           | 39135       | Return; W/O Trlr. Tow. Pkg. ....   | 91845           |                |             |
| <b>1979</b>   |                 |                |             | Return; W/Trlr. Tow. Pkg. ....   | 91844           |                |             |
| <b>6-CYL. 300 ENG.; V-8 302 ENG.; V-8 351 ENG.; V-8 460 ENG.</b>                                |                 |                |             | <b>V-8 5.0 L ENG.; V-8 5.8 L ENG.</b>  |                 |                |             |
| Pressure .....  | 71200           |                |             | Pressure .....   | 71851           |                |             |
| Return .....  |                 | ★14"           |             | Return; W/O Trlr. Tow. Pkg. ....   | 91847           |                |             |
| <b>1978</b>   |                 |                |             | Return; W/Trlr. Tow. Pkg. ....   | 91846           |                |             |
| <b>6-CYL. 300 ENG.; V-8 351 ENG.; V-8 460 ENG.</b>  |                 |                |             | <b>V-8 7.3 L DIESEL ENG.</b>   |                 |                |             |
| Pressure .....  | 71200           |                |             | Pressure; Conventional System .....  | 91744           |                |             |
|   |                 |                |             | Pressure - Hydroboost To Gear; Hydroboost System; W/F53 Stripped Chassis ..... | 71854           |                |             |

\* Cut From C.P.E. 3/8" I.D. Hose: 71350 (48"), 81352 (25").  
 † Cut From S.A.E. 11/32" I.D. Hose: 80062 (12"), 80063 (24"), 80064 (36"), 81353 (25").  
 ★ Cut From S.A.E. 3/8" I.D. Hose: 71224 (24"), 71236 (36"), 71206 (48"), 81206 (25"). May Also Use 3/8" C.P.E.  
 ❖ Cut From S.A.E. 5/8" I.D. Hose: 71351 (36").  
 □ Cut From 1/2" I.D. Suction Hose: 71296 (36"), 81354 (10').  
 ❖ Cut From 5/8" I.D. Suction Hose: 71207 (42"), 81355 (10').  
 \* Cut From 3/4" I.D. Suction Hose: 71297 (36"), 81356 (10').  
 ☆ See Page A14 For Pump or Gear Identification.

② Two Required.  
 ③ Three Required.  
 ④ Four Required.  
 ≧ Cut To Fit.  
 \* Replaces Both Upper and Lower Hose.  
 ▲ 252660 Adaptor Required For Some Models.  
 ❖ See Page A6 For Installation Procedure.

|                           |
|---------------------------|
| SYSTEM PUMP & GEAR IDENT. |
| SYSTEM & COMPONENT IDENT. |
| PASS. CARS                |
| LIGHT TRUCKS              |
| MEDIUM/HEAVY TRUCKS       |
| BUSES                     |
| HOSE NUMERICAL            |
| REPAIR KITS               |
| KIT NUMERICAL             |
| ILLUSTRATIONS             |

# Power Steering Hose for Light Trucks

|                                      | Application   | Assembly Number | Multi-Use Hose | End Fitting | Application   | Assembly Number | Multi-Use Hose | End Fitting |
|--------------------------------------|---|-----------------|----------------|-------------|---|-----------------|----------------|-------------|
| <b>SYSTEM PUMP &amp; GEAR IDENT.</b> | <b>FORD - Continued</b>   |                 |                |             | <b>FORD - Continued</b>   |                 |                |             |
|                                      | <b>F SERIES PICKUP - Continued</b>  |                 |                |             | <b>F SERIES PICKUP - Continued</b>  |                 |                |             |
|                                      | <b>1995 - Continued</b>   |                 |                |             | <b>1995 - Continued</b>   |                 |                |             |
|                                      | <b>V-8 7.3 L DIESEL ENG. - Continued</b>  |                 |                |             | <b>V-8 7.5 L ENG. - Continued</b>   |                 |                |             |
| <b>SYSTEM &amp; COMPONENT IDENT.</b> | Pressure - Hydroboost To Gear; Hydroboost System; W/F59 Stripped Chassis.....           | 80092           |                |             | Reservoir; Hydroboost System; W/F53 Stripped Chassis; Upper.....                        |                 | ✦25"           |             |
|                                      | Pressure - Hydroboost To Gear; Hydroboost System; W/O F53, F59 Stripped Chassis.....    | 71416           |                |             | Reservoir; Hydroboost System; W/F59 Stripped Chassis.....                               |                 | ✦              |             |
|                                      | Pressure - Pump To Hydroboost; Hydroboost System; W/F53 Stripped Chassis.....           | 71852           |                |             | Return; Conventional System.....  | 91849           |                |             |
| <b>PASS. CARS</b>                    | Pressure - Pump To Hydroboost; Hydroboost System; W/F59 Stripped Chassis.....           | 80117           |                |             | Return - Cooler To Pipe; Hydroboost System; W/F59 Stripped Chassis.....                 |                 |                | □27"        |
|                                      | Pressure - Pump To Hydroboost; Hydroboost System; W/O F53, F59 Stripped Chassis.....    | 71442           |                |             | Return - Cooler To Reservoir; Hydroboost System; W/F53 Stripped Chassis.....            |                 |                | □2"         |
|                                      | Reservoir; Hydroboost System; W/F53 Stripped Chassis; Lower.....                        |                 |                | ✦37"        | Return - Gear To Cooler; Hydroboost System; W/F59 Stripped Chassis.....                 |                 |                | □14"        |
|                                      | Reservoir; Hydroboost System; W/F53 Stripped Chassis; Upper.....                        |                 |                | ✦25"        | Return - Gear To Pump; Hydroboost System; W/O F53, F59 Stripped Chassis.....            | 91849           |                |             |
| <b>LIGHT TRUCKS</b>                  | Reservoir; Hydroboost System; W/F59 Stripped Chassis.....                               |                 |                | ✦           | Return - Hydroboost To Pump; Hydroboost System; W/O F53, F59 Stripped Chassis.....      |                 |                | ★46"        |
|                                      | Return; Conventional System.....  | 91849           |                |             | Return - Hydroboost To Reservoir; Hydroboost System; W/F53 Stripped Chassis.....        |                 |                | ★44"        |
|                                      | Return - Cooler To Pipe; Hydroboost System; W/F59 Stripped Chassis.....                 |                 |                | □27"        | Return - Hydroboost To Reservoir; Hydroboost System; W/F59 Stripped Chassis; Long.....  |                 |                | ★44"        |
|                                      | Return - Cooler To Reservoir; Hydroboost System; W/F53 Stripped Chassis.....            |                 |                | □2"         | Return - Hydroboost To Reservoir; Hydroboost System; W/F59 Stripped Chassis; Short..... |                 |                | ★38"        |
| <b>MEDIUM/HEAVY TRUCKS</b>           | Return - Gear To Cooler; Hydroboost System; W/F59 Stripped Chassis.....                 |                 |                | □14"        | Return - Pipe To Reservoir; Hydroboost System; W/F59 Stripped Chassis.....              |                 |                | □3"         |
|                                      | Return - Gear To Pump; Hydroboost System; W/O F53, F59 Stripped Chassis.....            | 91849           |                |             |   |                 |                |             |
|                                      | Return - Hydroboost To Pump; Hydroboost System; W/O F53, F59 Stripped Chassis.....      |                 |                | ★46"        |   |                 |                |             |
| <b>BUSES</b>                         | Return - Hydroboost To Reservoir; Hydroboost System; W/F53 Stripped Chassis.....        |                 |                | ★44"        |   |                 |                |             |
|                                      | Return - Hydroboost To Reservoir; Hydroboost System; W/F59 Stripped Chassis; Long.....  |                 |                | ★44"        |   |                 |                |             |
|                                      | Return - Hydroboost To Reservoir; Hydroboost System; W/F59 Stripped Chassis; Short..... |                 |                | ★38"        |   |                 |                |             |
| <b>HOSE NUMERICAL</b>                | Return - Pipe To Reservoir; Hydroboost System; W/F59 Stripped Chassis.....              |                 |                | □3"         |   |                 |                |             |
|                                      | <b>V-8 7.5 L ENG.</b>   |                 |                |             |   |                 |                |             |
|                                      | Pressure; Conventional System.....  | 71556           |                |             |   |                 |                |             |
|                                      | Pressure - Hydroboost To Gear; Hydroboost System; W/F59 Stripped Chassis.....           | 80092           |                |             |   |                 |                |             |
| <b>REPAIR KITS</b>                   | Pressure - Hydroboost To Gear; Hydroboost System; W/O F53, F59 Stripped Chassis.....    | 71416           |                |             |   |                 |                |             |
|                                      | Pressure - Pump To Hydroboost; Hydroboost System; W/F53 Stripped Chassis.....           | 71852           |                |             |   |                 |                |             |
|                                      | Pressure - Pump To Hydroboost; Hydroboost System; W/F59 Stripped Chassis.....           | 80117           |                |             |   |                 |                |             |
| <b>KIT NUMERICAL</b>                 | Pressure - Pump To Hydroboost; Hydroboost System; W/O F53, F59 Stripped Chassis.....    | 71442           |                |             |   |                 |                |             |
|                                      | Reservoir; Hydroboost System; W/F53 Stripped Chassis; Lower.....                        |                 |                | ✦37"        |   |                 |                |             |

|                      |   |   |
|----------------------|---|---|
| <b>ILLUSTRATIONS</b> | <ul style="list-style-type: none"> <li>* Cut From C.P.E. 3/8" I.D. Hose: 71350 (48"), 81352 (25').</li> <li>† Cut From S.A.E. 11/32" I.D. Hose: 80062 (12"), 80063 (24"), 80064 (36"), 81353 (25').</li> <li>★ Cut From S.A.E. 3/8" I.D. Hose: 71224 (24"), 71236 (36"), 71206 (48"), 81206 (25'). May Also Use 3/8" C.P.E.</li> <li>✦ Cut From S.A.E. 5/8" I.D. Hose: 71351 (36").</li> <li>□ Cut From 1/2" I.D. Suction Hose: 71296 (36"), 81354 (10').</li> <li>✦ Cut From 5/8" I.D. Suction Hose: 71207 (42"), 81355 (10').</li> <li>✦ Cut From 3/4" I.D. Suction Hose: 71297 (36"), 81356 (10').</li> <li>☆ See Page A14 For Pump or Gear Identification.</li> </ul> | <ul style="list-style-type: none"> <li>② Two Required.</li> <li>③ Three Required.</li> <li>④ Four Required.</li> <li>✦ Cut To Fit.</li> <li>✦ Replaces Both Upper and Lower Hose.</li> <li>▲ 252660 Adaptor Required For Some Models.</li> <li>✦ See Page A6 For Installation Procedure.</li> </ul> |
|----------------------|---|---|



# Power Steering Hose for Light Trucks

| Application   | Assembly Number | Multi-Use Hose | End Fitting | Application  | Assembly Number | Multi-Use Hose | End Fitting |
|---|-----------------|----------------|-------------|--|-----------------|----------------|-------------|
| <b>FORD - Continued</b>   |                 |                |             | <b>FORD - Continued</b>  |                 |                |             |
| <b>F SERIES PICKUP - Continued</b>  |                 |                |             | <b>F SERIES PICKUP - Continued</b>   |                 |                |             |
| <b>1994 - Continued</b>   |                 |                |             | <b>1994 - Continued</b>  |                 |                |             |
| <b>V-8 7.3 L DIESEL ENG. - Continued</b>  |                 |                |             | <b>V-8 7.5 L ENG. - Continued</b>  |                 |                |             |
| Reservoir; Hydroboost System; W/F59 Stripped Chassis.....                               |                 | ✦              |             | Return - Hydroboost To Pump; Hydroboost System; W/O F53, F59 Stripped Chassis.....           |                 | ★46"           |             |
| Return; Conventional System.....  | 91849           |                |             | Return - Hydroboost To Reservoir; Hydroboost System; W/F53 Stripped Chassis.....             |                 | ★44"           |             |
| Return - Cooler To Pipe; Hydroboost System; W/F59 Stripped Chassis.....                 |                 | □27"           |             | Return - Hydroboost To Reservoir; Hydroboost System; W/F59 Stripped Chassis; Long.....       |                 | ★44"           |             |
| Return - Cooler To Reservoir; Hydroboost System; W/F53 Stripped Chassis.....            |                 | □2"            |             | Return - Hydroboost To Reservoir; Hydroboost System; W/F59 Stripped Chassis; Short.....      |                 | ★38"           |             |
| Return - Gear To Cooler; Hydroboost System; W/F53 Stripped Chassis.....                 |                 | □22"           |             | Return - Pipe To Reservoir; Hydroboost System; W/F59 Stripped Chassis.....                   |                 | □3"            |             |
| Return - Gear To Cooler; Hydroboost System; W/F59 Stripped Chassis.....                 |                 | □14"           |             |  |                 |                |             |
| Return - Gear To Pump; Hydroboost System; W/O F53, F59 Stripped Chassis.....            | 91849           |                |             |  |                 |                |             |
| Return - Hydroboost To Pump; Hydroboost System; W/O F53, F59 Stripped Chassis.....      |                 | ★46"           |             |  |                 |                |             |
| Return - Hydroboost To Reservoir; Hydroboost System; W/F53 Stripped Chassis.....        |                 | ★44"           |             |  |                 |                |             |
| Return - Hydroboost To Reservoir; Hydroboost System; W/F59 Stripped Chassis; Long.....  |                 | ★44"           |             |  |                 |                |             |
| Return - Hydroboost To Reservoir; Hydroboost System; W/F59 Stripped Chassis; Short..... |                 | ★38"           |             |  |                 |                |             |
| Return - Pipe To Reservoir; Hydroboost System; W/F59 Stripped Chassis.....              |                 | □3"            |             |  |                 |                |             |
| <b>V-8 7.5 L ENG.</b>   |                 |                |             | <b>1993</b>  |                 |                |             |
| Pressure; Conventional System.....  | 71556           |                |             | <b>6-CYL. 4.9 L ENG.</b>   |                 |                |             |
| Pressure - Hydroboost To Gear; Hydroboost System; W/F59 Stripped Chassis.....           | 80092           |                |             | Pressure.....  | 91743           |                |             |
| Pressure - Hydroboost To Gear; Hydroboost System; W/O F53, F59 Stripped Chassis.....    | 71416           |                |             | Return; W/O Trlr. Tow. Pkg.....  | 91845           |                |             |
| Pressure - Pump To Hydroboost; Hydroboost System; W/F53 Stripped Chassis.....           | 71852           |                |             | Return; W/Trlr. Tow. Pkg.....  | 91844           |                |             |
| Pressure - Pump To Hydroboost; Hydroboost System; W/F59 Stripped Chassis.....           | 80117           |                |             | <b>V-8 5.0 L ENG.; V-8 5.8 L ENG.</b>  |                 |                |             |
| Pressure - Pump To Hydroboost; Hydroboost System; W/O F53, F59 Stripped Chassis.....    | 71442           |                |             | Pressure.....  | 71851           |                |             |
| Reservoir; Hydroboost System; W/F53 Stripped Chassis; Lower.....                        |                 | ✦37"           |             | Return; W/O Trlr. Tow. Pkg.....  | 91847           |                |             |
| Reservoir; Hydroboost System; W/F53 Stripped Chassis; Upper.....                        |                 | ✦25"           |             | Return; W/Trlr. Tow. Pkg.....  | 91846           |                |             |
| Reservoir; Hydroboost System; W/F59 Stripped Chassis.....                               |                 | ✦              |             | <b>V-8 7.3 L DIESEL ENG.</b>   |                 |                |             |
| Return; Conventional System.....  | 91849           |                |             | Pressure; Conventional System.....   | 91744           |                |             |
| Return - Cooler To Pipe; Hydroboost System; W/F59 Stripped Chassis.....                 |                 | □27"           |             | Pressure - Hydroboost To Gear; Hydroboost System; W/F53 Stripped Chassis.....                | 71854           |                |             |
| Return - Cooler To Reservoir; Hydroboost System; W/F53 Stripped Chassis.....            |                 | □2"            |             | Pressure - Hydroboost To Gear; Hydroboost System; W/F59 Stripped Chassis.....                | 80130           |                |             |
| Return - Gear To Cooler; Hydroboost System; W/F53 Stripped Chassis.....                 |                 | □22"           |             | Pressure - Hydroboost To Gear; Hydroboost System; W/O F53, F59 Stripped Chassis.....         | 71416           |                |             |
| Return - Gear To Cooler; Hydroboost System; W/F59 Stripped Chassis.....                 |                 | □14"           |             | Pressure - Pump To Hydroboost; Hydroboost System; W/F53 Stripped Chassis.....                | 71852           |                |             |
| Return - Gear To Pump; Hydroboost System; W/O F53, F59 Stripped Chassis.....            | 91849           |                |             | Pressure - Pump To Hydroboost; Hydroboost System; W/F59 Stripped Chassis.....                | 80117           |                |             |
|   |                 |                |             | Pressure - Pump To Hydroboost; Hydroboost System; W/O F53, F59 Stripped Chassis.....         | 71442           |                |             |
|   |                 |                |             | Reservoir - Lower; Hydroboost System; W/F53 Stripped Chassis.....                            |                 | ✦37"           |             |
|   |                 |                |             | Reservoir - Lower; Hydroboost System; W/F59 Stripped Chassis.....                            |                 | ✦10"           |             |
|   |                 |                |             | Reservoir - Supply; Hydroboost System; W/F59 Stripped Chassis.....                           |                 | ✦19"           |             |
|   |                 |                |             | Reservoir - Upper; Hydroboost System; W/F53 Stripped Chassis.....                            |                 | ✦25"           |             |
|   |                 |                |             | Return; Conventional System.....   | 91849           |                |             |
|   |                 |                |             | Return - Cooler To Reservoir; Hydroboost System; W/F53 Stripped Chassis.....                 |                 | □2"            |             |
|   |                 |                |             | Return - Cooler To Reservoir; Hydroboost System; W/F59 Stripped Chassis.....                 |                 | □18"           |             |
|   |                 |                |             | Return - Gear To Cooler; Hydroboost System; W/F59 Stripped Chassis.....                      |                 | □14"           |             |
|   |                 |                |             | Return - Gear To Pump; Hydroboost System; Dec. 1 & Newer; W/O F53, F59 Stripped Chassis..... | 91849           |                |             |

- \* Cut From C.P.E. 3/8" I.D. Hose: 71350 (48"), 81352 (25).
- † Cut From S.A.E. 11/32" I.D. Hose: 80062 (12"), 80063 (24"), 80064 (36"), 81353 (25).
- ★ Cut From S.A.E. 3/8" I.D. Hose: 71224 (24"), 71236 (36"), 71206 (48"), 81206 (25). May Also Use 3/8" C.P.E.
- ♣ Cut From S.A.E. 5/8" I.D. Hose: 71351 (36").
- Cut From 1/2" I.D. Suction Hose: 71296 (36"), 81354 (10').
- ✦ Cut From 5/8" I.D. Suction Hose: 71207 (42"), 81355 (10').
- ✧ Cut From 3/4" I.D. Suction Hose: 71297 (36"), 81356 (10').
- ☆ See Page A14 For Pump or Gear Identification.

- ② Two Required.
- ③ Three Required.
- ④ Four Required.
- ≠ Cut To Fit.
- ⊙ Replaces Both Upper and Lower Hose.
- ▲ 252660 Adaptor Required For Some Models.
- ✦ See Page A6 For Installation Procedure.

SYSTEM PUMP & GEAR IDENT.

SYSTEM & COMPONENT IDENT.

PASS. CARS

LIGHT TRUCKS

MEDIUM/HEAVY TRUCKS

BUSES

HOSE NUMERICAL

REPAIR KITS

KIT NUMERICAL

ILLUSTRATIONS

# Power Steering Hose for Light Trucks

|                                      | Application  | Assembly Number | Multi-Use Hose | End Fitting | Application   | Assembly Number | Multi-Use Hose | End Fitting |
|--------------------------------------|--|-----------------|----------------|-------------|---|-----------------|----------------|-------------|
| <b>SYSTEM PUMP &amp; GEAR IDENT.</b> | <b>FORD - Continued</b>  |                 |                |             | <b>FORD - Continued</b>   |                 |                |             |
|                                      | <b>F SERIES PICKUP - Continued</b>   |                 |                |             | <b>F SERIES PICKUP - Continued</b>  |                 |                |             |
|                                      | <b>1993 - Continued</b>  |                 |                |             | <b>1992</b>   |                 |                |             |
|                                      | <b>V-8 7.3 L DIESEL ENG. - Continued</b>   |                 |                |             | <b>6-CYL. 4.9 L ENG.</b>  |                 |                |             |
| <b>SYSTEM &amp; COMPONENT IDENT.</b> | Return - Gear To Pump; Hydroboost System; Nov. 30 & Older; W/O F53, F59 Stripped Chassis ..... |                 | ★15"           |             | Pressure .....  | 71850           |                | ★10"        |
|                                      | Return - Hydroboost To Pump; Hydroboost System; W/O F53, F59 Stripped Chassis .....            |                 | ★46"           |             | Return; W/O Trlr. Tow. Pkg. ....  |                 |                | 91846       |
|                                      | Return - Hydroboost To Reservoir; Hydroboost System; W/F59 Stripped Chassis; Long .....        |                 | ★58"           |             | Return; W/Trlr. Tow. Pkg. ....  | 91846           |                |             |
| <b>PASS. CARS</b>                    | Return - Hydroboost To Reservoir; Hydroboost System; W/F59 Stripped Chassis; Short .....       |                 | ★11"           |             | <b>V-8 5.0 L ENG.</b>   |                 |                |             |
|                                      |  |                 |                |             | Pressure .....  | 71424           |                | ★12"        |
|                                      |  |                 |                |             | Return; W/O Trlr. Tow. Pkg. ....  | 91846           |                |             |
|                                      |  |                 |                |             | <b>V-8 5.8 L ENG.</b>   |                 |                |             |
|                                      |  |                 |                |             | Pressure; W/Electrical Switch Port .....  | 71424           |                |             |
|                                      |  |                 |                |             | Pressure; W/O Electrical Switch Port .....  | 71555           |                | ★12"        |
|                                      |  |                 |                |             | Return; W/O Trlr. Tow. Pkg. ....  | 91846           |                |             |
|                                      |  |                 |                |             | Return; W/Trlr. Tow. Pkg. ....  | 91846           |                |             |
|                                      |  |                 |                |             | <b>V-8 7.3 L DIESEL ENG.</b>  |                 |                |             |
|                                      | Pressure; Conventional System .....  | 71556           |                |             | Pressure; Conventional System; Aug. 1 & Newer .....                                   |                 |                | 91744       |
|                                      | Pressure - Hydroboost To Gear; Hydroboost System; W/F53 Stripped Chassis .....                 | 71854           |                |             | Pressure; Conventional System; Jul. 31 & Older .....                                  | 71443           |                |             |
| <b>LIGHT TRUCKS</b>                  | Pressure - Hydroboost To Gear; Hydroboost System; W/F59 Stripped Chassis .....                 | 80130           |                |             | Pressure - Hydroboost To Gear; Hydroboost System; W/F53 Stripped Chassis .....        | 71853           |                |             |
|                                      | Pressure - Hydroboost To Gear; Hydroboost System; W/O F53, F59 Stripped Chassis .....          | 71416           |                |             | Pressure - Hydroboost To Gear; Hydroboost System; W/F59 Stripped Chassis .....        | 80130           |                |             |
|                                      | Pressure - Pump To Hydroboost; Hydroboost System; W/F53 Stripped Chassis .....                 | 71852           |                |             | Pressure - Hydroboost To Gear; Hydroboost System; W/O F53, F59 Stripped Chassis ..... | 71416           |                |             |
| <b>MEDIUM/HEAVY TRUCKS</b>           | Pressure - Pump To Hydroboost; Hydroboost System; W/F59 Stripped Chassis .....                 | 80117           |                |             | Pressure - Pump To Hydroboost; Hydroboost System; W/F53 Stripped Chassis .....        | 71852           |                |             |
|                                      | Pressure - Pump To Hydroboost; Hydroboost System; W/O F53, F59 Stripped Chassis .....          | 71442           |                |             | Pressure - Pump To Hydroboost; Hydroboost System; W/F59 Stripped Chassis .....        | 80117           |                |             |
|                                      | Reservoir; Hydroboost System; W/F53 Stripped Chassis; Lower .....                              |                 | ↔37"           |             | Pressure - Pump To Hydroboost; Hydroboost System; W/O F53, F59 Stripped Chassis ..... | 71442           |                |             |
|                                      | Reservoir - Lower; Hydroboost System; W/F59 Stripped Chassis .....                             |                 | ↔10"           |             | Reservoir; Hydroboost System; W/F53 Stripped Chassis; Lower .....                     |                 | ↔37"           |             |
| <b>BUSES</b>                         | Reservoir - Supply; Hydroboost System; W/F59 Stripped Chassis .....                            |                 | ↔19"           |             | Reservoir - Lower; Hydroboost System; W/F59 Stripped Chassis .....                    |                 | ↔10"           |             |
|                                      | Reservoir - Upper; Hydroboost System; W/F53 Stripped Chassis .....                             |                 | ↔25"           |             | Reservoir - Supply; Hydroboost System; W/F59 Stripped Chassis .....                   |                 | ↔19"           |             |
|                                      | Return; Conventional System .....  | 91849           |                |             | Reservoir - Upper; Hydroboost System; W/F53 Stripped Chassis .....                    |                 | ↔25"           |             |
|                                      | Return - Cooler To Reservoir; Hydroboost System; W/F53 Stripped Chassis .....                  |                 | □2"            |             | Return; Conventional System; Dec. 1 & Newer .....                                     | 91849           |                |             |
|                                      | Return - Cooler To Reservoir; Hydroboost System; W/F59 Stripped Chassis .....                  |                 | □18"           |             | Return; Conventional System; Nov. 30 & Older .....                                    |                 | ★18"           |             |
|                                      | Return - Gear To Cooler; Hydroboost System; W/F59 Stripped Chassis .....                       |                 | □14"           |             | Return - Cooler To Reservoir; Hydroboost System; W/F53 Stripped Chassis .....         |                 | □2"            |             |
| <b>REPAIR KITS</b>                   | Return - Gear To Pump; Hydroboost System; W/O F53, F59 Stripped Chassis .....                  |                 | ★15"           |             | Return - Cooler To Reservoir; Hydroboost System; W/F59 Stripped Chassis .....         |                 | □18"           |             |
|                                      | Return - Hydroboost To Pump; Hydroboost System; W/O F53, F59 Stripped Chassis .....            |                 | ★46"           |             | Return - Gear To Cooler; Hydroboost System; W/F53 Stripped Chassis .....              |                 | □2"            |             |
|                                      | Return - Hydroboost To Reservoir; Hydroboost System; W/F59 Stripped Chassis; Long .....        |                 | ★58"           |             | Return - Gear To Pump; Hydroboost System; Dec. 1 & Newer .....                        | 91849           |                |             |
|                                      | Return - Hydroboost To Reservoir; Hydroboost System; W/F59 Stripped Chassis; Short .....       |                 | ★11"           |             | Return - Gear To Pump; Hydroboost System; Nov. 30 & Older .....                       |                 | ★15"           |             |
|                                      |  |                 |                |             | Return - Hydroboost To Pump; Hydroboost System; W/O F53, F59 Stripped Chassis .....   |                 | ★46"           |             |

**ILLUSTRATIONS**

- \* Cut From C.P.E. 3/8" I.D. Hose: 71350 (48"), 81352 (25).
- † Cut From S.A.E. 11/32" I.D. Hose: 80062 (12"), 80063 (24"), 80064 (36"), 81353 (25).
- ★ Cut From S.A.E. 3/8" I.D. Hose: 71224 (24"), 71236 (36"), 71206 (48"), 81206 (25). May Also Use 3/8" C.P.E.
- ✦ Cut From S.A.E. 5/8" I.D. Hose: 71351 (36").
- Cut From 1/2" I.D. Suction Hose: 71296 (36"), 81354 (10').
- ↔ Cut From 5/8" I.D. Suction Hose: 71207 (42"), 81355 (10').
- ✧ Cut From 3/4" I.D. Suction Hose: 71297 (36"), 81356 (10').
- ☆ See Page A14 For Pump or Gear Identification.

- Ⓜ Two Required.
- Ⓝ Three Required.
- Ⓞ Four Required.
- ↔ Cut To Fit.
- ⬤ Replaces Both Upper and Lower Hose.
- ▲ 252660 Adaptor Required For Some Models.
- ✦ See Page A6 For Installation Procedure.

# Power Steering Hose for Light Trucks

| Application   | Assembly Number | Multi-Use Hose | End Fitting | Application  | Assembly Number | Multi-Use Hose | End Fitting |                                      |
|---|-----------------|----------------|-------------|--|-----------------|----------------|-------------|--------------------------------------|
| <b>FORD - Continued</b>   |                 |                |             | <b>FORD - Continued</b>  |                 |                |             | <b>SYSTEM PUMP &amp; GEAR IDENT.</b> |
| <b>F SERIES PICKUP - Continued</b>  |                 |                |             | <b>F SERIES PICKUP - Continued</b>   |                 |                |             |                                      |
| <b>1992 - Continued</b>   |                 |                |             | <b>1991 - Continued</b>  |                 |                |             | <b>SYSTEM &amp; COMPONENT IDENT.</b> |
| <b>V-8 7.3 L DIESEL ENG. - Continued</b>  |                 |                |             | <b>V-8 5.0 L ENG.</b>  |                 |                |             |                                      |
| Return - Hydroboost To Reservoir; Hydroboost System; W/F59 Stripped Chassis; Long ..... |                 |                | ★58"        | Pressure .....   | 71424           |                |             |                                      |
| Return - Hydroboost To Reservoir; Hydroboost System; W/F59 Stripped Chassis; Short..... |                 |                | ★11"        | Return; W/O Trlr. Tow. Pkg.....  |                 | ★12"           |             |                                      |
|   |                 |                |             | Return; W/Trlr. Tow. Pkg.....  | 91846           |                |             |                                      |
| <b>V-8 7.5 L ENG.</b>   |                 |                |             | <b>V-8 5.8 L ENG.</b>  |                 |                |             | <b>PASS. CARS</b>                    |
| Pressure; Conventional System.....  | 71556           |                |             | Pressure; W/Electrical Switch Port.....  | 71424           |                |             |                                      |
| Pressure - Hydroboost To Gear; Hydroboost System; W/F53 Stripped Chassis .....          | 71853           |                |             | Pressure; W/O Electrical Switch Port.....  | 71555           |                |             |                                      |
| Pressure - Hydroboost To Gear; Hydroboost System; W/F59 Stripped Chassis .....          | 80130           |                |             | Return; W/O Trlr. Tow. Pkg.....  |                 | ★12"           |             |                                      |
| Pressure - Hydroboost To Gear; Hydroboost System; W/O F53, F59 Stripped Chassis.....    | 71416           |                |             | Return; W/Trlr. Tow. Pkg.....  | 91846           |                |             |                                      |
| Pressure - Pump To Hydroboost; Hydroboost System; W/F53 Stripped Chassis.....           | 71852           |                |             | <b>V-8 7.3 L DIESEL ENG.</b>   |                 |                |             |                                      |
| Pressure - Pump To Hydroboost; Hydroboost System; W/F59 Stripped Chassis.....           | 80117           |                |             | Pressure; Conventional System.....   | 71443           |                |             |                                      |
| Pressure - Pump To Hydroboost; Hydroboost System; W/O F53, F59 Stripped Chassis.....    | 71442           |                |             | Pressure - Hydroboost To Gear; Hydroboost System; W/F53 Stripped Chassis .....       | 71853           |                |             |                                      |
| Reservoir; Hydroboost System; W/F53 Stripped Chassis; Lower.....                        |                 |                | ↔37"        | Pressure - Hydroboost To Gear; Hydroboost System; W/F59 Stripped Chassis .....       | 80130           |                |             |                                      |
| Reservoir - Lower; Hydroboost System; W/F59 Stripped Chassis.....                       |                 |                | ↔10"        | Pressure - Hydroboost To Gear; Hydroboost System; W/O F53, F59 Stripped Chassis..... | 71416           |                |             |                                      |
| Reservoir - Supply; Hydroboost System; W/F59 Stripped Chassis.....                      |                 |                | ↔19"        | Pressure - Pump To Hydroboost; Hydroboost System; W/F53 Stripped Chassis.....        | 71416           |                |             |                                      |
| Reservoir - Upper; Hydroboost System; W/F53 Stripped Chassis.....                       |                 |                | ↔25"        | Pressure - Pump To Hydroboost; Hydroboost System; W/F59 Stripped Chassis.....        | 71852           |                |             |                                      |
| Return; Conventional System.....  | 91849           |                | ★12"        | Pressure - Pump To Hydroboost; Hydroboost System; W/O F53, F59 Stripped Chassis..... | 80117           |                |             |                                      |
| Return - Cooler To Reservoir; Hydroboost System; W/F53 Stripped Chassis .....           |                 |                | □2"         | Pressure - Pump To Hydroboost; Hydroboost System; W/O F53, F59 Stripped Chassis..... | 71442           |                |             |                                      |
| Return - Cooler To Reservoir; Hydroboost System; W/F59 Stripped Chassis .....           |                 |                | □18"        | Reservoir; Hydroboost System; W/F53 Stripped Chassis; Lower.....                     |                 | ↔37"           |             |                                      |
| Return - Gear To Cooler; Hydroboost System; W/F53 Stripped Chassis.....                 |                 |                | □2"         | Reservoir - Lower; Hydroboost System; W/F59 Stripped Chassis.....                    |                 | ↔10"           |             |                                      |
| Return - Gear To Pump; Dec. 1 & Newer.....  | 91849           |                |             | Reservoir - Supply; Hydroboost System; W/F59 Stripped Chassis.....                   |                 | ↔19"           |             |                                      |
| Return - Gear To Pump; Hydroboost System; Nov. 30 & Older .....                         |                 |                | ★15"        | Reservoir - Upper; Hydroboost System; W/F53 Stripped Chassis.....                    |                 | ↔25"           |             |                                      |
| Return - Hydroboost To Pump; Hydroboost System; W/O F53, F59 Stripped Chassis.....      |                 |                | ★46"        | Return; Conventional System.....   |                 | ★18"           |             |                                      |
| Return - Hydroboost To Reservoir; Hydroboost System; W/F59 Stripped Chassis; Long ..... |                 |                | ★58"        | Return - Cooler To Reservoir; Hydroboost System; W/F53 Stripped Chassis .....        |                 | □2"            |             |                                      |
| Return - Hydroboost To Reservoir; Hydroboost System; W/F59 Stripped Chassis; Short..... |                 |                | ★11"        | Return - Cooler To Reservoir; Hydroboost System; W/F59 Stripped Chassis .....        |                 | □18"           |             |                                      |
| <b>1991</b>   |                 |                |             | <b>V-8 7.5 L ENG.</b>  |                 |                |             | <b>HOSE NUMERICAL</b>                |
| <b>6-CYL. 4.9 L ENG.</b>  |                 |                |             | <b>V-8 7.3 L DIESEL ENG.</b>   |                 |                |             |                                      |
| Pressure; Mar. 5 & Older.....   | 71424           |                |             | Pressure; Conventional System.....   | 71556           |                |             |                                      |
| Pressure; Mar. 6 & Newer.....   | 71850           |                |             | Pressure - Hydroboost To Gear; Hydroboost System; W/F53 Stripped Chassis .....       | 71853           |                |             |                                      |
| Return; W/O Trlr. Tow. Pkg.....   |                 |                | ★10"        | <b>1991 - Continued</b>  |                 |                |             |                                      |
| Return; W/Trlr. Tow. Pkg.....   | 91846           |                |             | <b>1991 - Continued</b>  |                 |                |             |                                      |

\* Cut From C.P.E. 3/8" I.D. Hose: 71350 (48"), 81352 (25").  
 † Cut From S.A.E. 11/32" I.D. Hose: 80062 (12"), 80063 (24"), 80064 (36"), 81353 (25").  
 ★ Cut From S.A.E. 3/8" I.D. Hose: 71224 (24"), 71236 (36"), 71206 (48"), 81206 (25"). May Also Use 3/8" C.P.E.  
 ♣ Cut From S.A.E. 5/8" I.D. Hose: 71351 (36").  
 □ Cut From 1/2" I.D. Suction Hose: 71296 (36"), 81354 (10').  
 † Cut From 5/8" I.D. Suction Hose: 71207 (42"), 81355 (10').  
 \* Cut From 3/4" I.D. Suction Hose: 71297 (36"), 81356 (10').  
 ☆ See Page A14 For Pump or Gear Identification.

② Two Required.  
 ③ Three Required.  
 ④ Four Required.  
 ≡ Cut To Fit.  
 \* Replaces Both Upper and Lower Hose.  
 ▲ 252660 Adaptor Required For Some Models.  
 ♣ See Page A6 For Installation Procedure.

**ILLUSTRATIONS**

# Power Steering Hose for Light Trucks

|                                      | Application   | Assembly Number | Multi-Use Hose | End Fitting | Application   | Assembly Number | Multi-Use Hose | End Fitting |
|--------------------------------------|---|-----------------|----------------|-------------|---|-----------------|----------------|-------------|
| <b>SYSTEM PUMP &amp; GEAR IDENT.</b> | <b>FORD - Continued</b>   |                 |                |             | <b>FORD - Continued</b>   |                 |                |             |
|                                      | <b>F SERIES PICKUP - Continued</b>  |                 |                |             | <b>F SERIES PICKUP - Continued</b>  |                 |                |             |
|                                      | <b>1991 - Continued</b>   |                 |                |             | <b>1990 - Continued</b>   |                 |                |             |
|                                      | <b>V-8 7.5 L ENG. - Continued</b>   |                 |                |             | <b>V-8 7.3 L DIESEL ENG. - Continued</b>  |                 |                |             |
| <b>SYSTEM &amp; COMPONENT IDENT.</b> | Pressure - Hydroboost To Gear; Hydroboost System; W/F59 Stripped Chassis.....           | 80130           |                |             | Pressure - Hydroboost To Gear; Hydroboost System; W/F59 Stripped Chassis.....           | 80130           |                |             |
|                                      | Pressure - Hydroboost To Gear; Hydroboost System; W/O F53, F59 Stripped Chassis.....    | 71416           |                |             | Pressure - Hydroboost To Gear; Hydroboost System; W/O F53, F59 Stripped Chassis.....    | 71416           |                |             |
|                                      | Pressure - Pump To Hydroboost; Hydroboost System; W/F53 Stripped Chassis.....           | 71852           |                |             | Pressure - Pump To Hydroboost; Hydroboost System; W/F53 Stripped Chassis.....           | 71852           |                |             |
| <b>PASS. CARS</b>                    | Pressure - Pump To Hydroboost; Hydroboost System; W/F59 Stripped Chassis.....           | 80117           |                |             | Pressure - Pump To Hydroboost; Hydroboost System; W/F59 Stripped Chassis.....           | 80117           |                |             |
|                                      | Pressure - Pump To Hydroboost; Hydroboost System; W/O F53, F59 Stripped Chassis.....    | 71442           |                |             | Pressure - Pump To Hydroboost; Hydroboost System; W/O F53, F59 Stripped Chassis.....    | 71442           |                |             |
|                                      | Reservoir; Hydroboost System; W/F53 Stripped Chassis; Lower.....                        |                 | ✦37"           |             | Reservoir; Hydroboost System; W/F53 Stripped Chassis; Lower.....                        |                 | ✦37"           |             |
|                                      | Reservoir - Lower; Hydroboost System; W/F59 Stripped Chassis.....                       |                 | ✦10"           |             | Reservoir - Lower; Hydroboost System; W/F59 Stripped Chassis.....                       |                 | ✦10"           |             |
| <b>LIGHT TRUCKS</b>                  | Reservoir - Supply; Hydroboost System; W/F59 Stripped Chassis.....                      |                 | ✦19"           |             | Reservoir - Supply; Hydroboost System; W/F59 Stripped Chassis.....                      |                 | ✦19"           |             |
|                                      | Reservoir - Upper; Hydroboost System; W/F53 Stripped Chassis.....                       |                 | ✦25"           |             | Reservoir - Upper; Hydroboost System; W/F53 Stripped Chassis.....                       |                 | ✦25"           |             |
|                                      | Return; Conventional System.....  | 91849           | ★12"           |             | Return; Conventional System.....  |                 | ★12"           |             |
|                                      | Return - Cooler To Reservoir; Hydroboost System; W/F53 Stripped Chassis.....            |                 | □2"            |             | Return - Cooler To Reservoir; Hydroboost System; W/F53 Stripped Chassis.....            |                 | □2"            |             |
| <b>MEDIUM/HEAVY TRUCKS</b>           | Return - Cooler To Reservoir; Hydroboost System; W/F59 Stripped Chassis.....            |                 | □18"           |             | Return - Cooler To Reservoir; Hydroboost System; W/F59 Stripped Chassis.....            |                 | □18"           |             |
|                                      | Return - Gear To Cooler; Hydroboost System; W/F53 Stripped Chassis.....                 |                 | □2"            |             | Return - Gear To Cooler; Hydroboost System; W/F53 Stripped Chassis.....                 |                 | □2"            |             |
|                                      | Return - Gear To Pump; Hydroboost System; W/O F53, F59 Stripped Chassis.....            | 91849           | ★18"           |             | Return - Gear To Pump; Hydroboost System; W/O F53, F59 Stripped Chassis.....            |                 | ★15"           |             |
| <b>BUSES</b>                         | Return - Hydroboost To Pump; Hydroboost System; W/O F53, F59 Stripped Chassis.....      |                 | ★46"           |             | Return - Hydroboost To Pump; Hydroboost System; W/O F53, F59 Stripped Chassis.....      |                 | ★46"           |             |
|                                      | Return - Hydroboost To Reservoir; Hydroboost System; W/F59 Stripped Chassis; Long.....  |                 | ★58"           |             | Return - Hydroboost To Reservoir; Hydroboost System; W/F59 Stripped Chassis; Long.....  |                 | ★58"           |             |
|                                      | Return - Hydroboost To Reservoir; Hydroboost System; W/F59 Stripped Chassis; Short..... |                 | ★11"           |             | Return - Hydroboost To Reservoir; Hydroboost System; W/F59 Stripped Chassis; Short..... |                 | ★11"           |             |
|                                      | <b>1990</b>   |                 |                |             | <b>V-8 7.5 L ENG.</b>   |                 |                |             |
|                                      | <b>6-CYL. 4.9 L ENG.</b>  |                 |                |             | Pressure - Hydroboost To Gear; Hydroboost System; W/F53 Stripped Chassis.....           |                 |                |             |
|                                      | Pressure.....   | 71424           |                |             | Pressure - Hydroboost To Gear; Hydroboost System; W/F59 Stripped Chassis.....           | 71853           |                |             |
|                                      | Return.....   | 91846           | ★10"           |             | Pressure - Hydroboost To Gear; Hydroboost System; W/O F53, F59 Stripped Chassis.....    | 80130           |                |             |
| <b>REPAIR KITS</b>                   | <b>V-8 5.0 L ENG.</b>   |                 |                |             | Pressure - Hydroboost To Gear; Hydroboost System; W/O F53, F59 Stripped Chassis.....    |                 |                |             |
|                                      | Pressure.....   | 71424           |                |             | Pressure - Pump To Hydroboost; Hydroboost System; W/F53 Stripped Chassis.....           | 71416           |                |             |
|                                      | Return.....   | 91846           | ★12"           |             | Pressure - Pump To Hydroboost; Hydroboost System; W/F59 Stripped Chassis.....           | 71852           |                |             |
|                                      | <b>V-8 5.8 L ENG.</b>   |                 |                |             | Pressure - Pump To Hydroboost; Hydroboost System; W/O F53, F59 Stripped Chassis.....    |                 |                |             |
|                                      | Pressure; W/Electrical Switch Port.....   | 71424           |                |             | Pressure - Pump To Hydroboost; Hydroboost System; W/F59 Stripped Chassis.....           | 80117           |                |             |
|                                      | Pressure; W/O Electrical Switch Port.....   | 71555           |                |             | Pressure - Pump To Hydroboost; Hydroboost System; W/O F53, F59 Stripped Chassis.....    | 71442           |                |             |
|                                      | Return.....   | 91846           | ★12"           |             | Reservoir; Hydroboost System; W/F53 Stripped Chassis; Lower.....                        |                 | ✦37"           |             |
|                                      | <b>V-8 7.3 L DIESEL ENG.</b>  |                 |                |             |   |                 |                |             |
|                                      | Pressure; Conventional System.....  | 71443           |                |             |   |                 |                |             |
|                                      | Pressure - Hydroboost To Gear; Hydroboost System; W/F53 Stripped Chassis.....           | 71853           |                |             |   |                 |                |             |

**ILLUSTRATIONS**

- \* Cut From C.P.E. 3/8" I.D. Hose: 71350 (48"), 81352 (25').
- † Cut From S.A.E. 11/32" I.D. Hose: 80062 (12"), 80063 (24"), 80064 (36"), 81353 (25').
- ★ Cut From S.A.E. 3/8" I.D. Hose: 71224 (24"), 71236 (36"), 71206 (48"), 81206 (25'). May Also Use 3/8" C.P.E.
- ♣ Cut From S.A.E. 5/8" I.D. Hose: 71351 (36").
- Cut From 1/2" I.D. Suction Hose: 71296 (36"), 81354 (10').
- ✦ Cut From 5/8" I.D. Suction Hose: 71207 (42"), 81355 (10').
- ★ Cut From 3/4" I.D. Suction Hose: 71297 (36"), 81356 (10').
- ☆ See Page A14 For Pump or Gear Identification.

- Ⓜ Two Required.
- Ⓝ Three Required.
- Ⓞ Four Required.
- ⊖ Cut To Fit.
- ⊕ Replaces Both Upper and Lower Hose.
- ▲ 252660 Adaptor Required For Some Models.
- ♣ See Page A6 For Installation Procedure.

# Power Steering Hose for Light Trucks

| Application   | Assembly Number | Multi-Use Hose | End Fitting | Application  | Assembly Number | Multi-Use Hose | End Fitting |                                      |
|---|-----------------|----------------|-------------|--|-----------------|----------------|-------------|--------------------------------------|
| <b>FORD - Continued</b>   |                 |                |             | <b>FORD - Continued</b>                                  |                 |                |             | <b>SYSTEM PUMP &amp; GEAR IDENT.</b> |
| <b>F SERIES PICKUP - Continued</b>  |                 |                |             | <b>F SERIES PICKUP - Continued</b>                       |                 |                |             |                                      |
| <b>1990 - Continued</b>   |                 |                |             | <b>1988</b>  |                 |                |             | <b>SYSTEM &amp; COMPONENT IDENT.</b> |
| <b>V-8 7.5 L ENG. - Continued</b>   |                 |                |             | <b>6-CYL. 4.9 L ENG.</b>                                 |                 |                |             |                                      |
| Reservoir - Lower; Hydroboost System; W/F59 Stripped Chassis.....                       |                 | ⇄              | 10"         | Pressure .....   | 70426           |                | 10"         |                                      |
| Reservoir - Supply; Hydroboost System; W/F59 Stripped Chassis.....                      |                 | ⇄              | 19"         | Return .....   |                 |                |             |                                      |
| Reservoir - Upper; Hydroboost System; W/F53 Stripped Chassis.....                       |                 | ⇄              | 25"         | <b>V-8 5.0 L ENG.</b>                                    |                 |                |             |                                      |
| Return; Conventional System.....  | 91849           | ★              | 12"         | Pressure .....   | 70426           |                | 12"         |                                      |
| Return - Cooler To Reservoir; Hydroboost System; W/F53 Stripped Chassis.....            |                 | □              | 2"          | Return .....   |                 |                |             |                                      |
| Return - Cooler To Reservoir; Hydroboost System; W/F59 Stripped Chassis.....            |                 | □              | 18"         | <b>V-8 5.8 L ENG.</b>                                    |                 |                |             |                                      |
| Return - Gear To Cooler; Hydroboost System; W/F53 Stripped Chassis.....                 |                 | □              | 2"          | Pressure .....   | 71079           |                | 12"         |                                      |
| Return - Gear To Pump; Hydroboost System; W/O F53, F59 Stripped Chassis.....            | 91849           | ★              | 12"         | Return .....   |                 |                |             |                                      |
| Return - Hydroboost To Pump; Hydroboost System; W/O F53, F59 Stripped Chassis.....      |                 | ★              | 46"         | <b>V-8 7.3 L DIESEL ENG.</b>                             |                 |                |             |                                      |
| Return - Hydroboost To Reservoir; Hydroboost System; W/F59 Stripped Chassis; Long.....  |                 | ★              | 58"         | Pressure; Conventional System.....                       | 71215           |                |             |                                      |
| Return - Hydroboost To Reservoir; Hydroboost System; W/F59 Stripped Chassis; Short..... |                 | ★              | 11"         | Pressure - Hydroboost To Gear; Hydroboost System .....   | 71416           |                |             |                                      |
|   |                 |                |             | Pressure - Pump To Hydroboost; Hydroboost System .....   | 71415           |                |             |                                      |
|   |                 |                |             | Return; Conventional System .....                        |                 |                | 12"         |                                      |
|   |                 |                |             | Return - Gear To Pump; Hydroboost System.....            |                 |                | 15"         |                                      |
|   |                 |                |             | Return - Hydroboost To Pump; Hydroboost System .....     |                 |                | 46"         |                                      |
|   |                 |                |             | <b>V-8 7.5 L ENG.</b>                                    |                 |                |             |                                      |
|   |                 |                |             | Pressure; Conventional System.....                       | 70424           |                |             |                                      |
|   |                 |                |             | Pressure - Hydroboost To Gear; Hydroboost System .....   | 71416           |                |             |                                      |
|   |                 |                |             | Pressure - Pump To Hydroboost; Hydroboost System .....   | 71415           |                |             |                                      |
|   |                 |                |             | Return; Conventional System .....                        |                 |                | 12"         |                                      |
|   |                 |                |             | Return - Gear To Pump; Hydroboost System.....            |                 |                | 15"         |                                      |
|   |                 |                |             | Return - Hydroboost To Pump; Hydroboost System .....     |                 |                | 46"         |                                      |
|   |                 |                |             | <b>1987</b>  |                 |                |             |                                      |
|   |                 |                |             | <b>6-CYL. 4.9 L ENG.; V-8 5.0 L ENG.</b>                 |                 |                |             |                                      |
|   |                 |                |             | Pressure .....   | 70426           |                |             |                                      |
|   |                 |                |             | Return .....   |                 |                | 12"         |                                      |
|   |                 |                |             | <b>V-8 5.0 L ENG.</b>                                    |                 |                |             |                                      |
|   |                 |                |             | Pressure .....   | 70426           |                |             |                                      |
|   |                 |                |             | Return .....   |                 |                | 12"         |                                      |
|   |                 |                |             | <b>V-8 5.8 L ENG.</b>                                    |                 |                |             |                                      |
|   |                 |                |             | Pressure .....   | 71079           |                |             |                                      |
|   |                 |                |             | Return .....   |                 |                | 12"         |                                      |
|   |                 |                |             | <b>V-8 6.9 L DIESEL ENG.</b>                             |                 |                |             |                                      |
|   |                 |                |             | Pressure .....   | 71215           |                |             |                                      |
|   |                 |                |             | Return .....   |                 |                | 12"         |                                      |
|   |                 |                |             | <b>V-8 7.5 L ENG.</b>                                    |                 |                |             |                                      |
|   |                 |                |             | Pressure .....   | 71257           |                |             |                                      |
|   |                 |                |             | Return .....   |                 |                | 8"          |                                      |
|   |                 |                |             | <b>1986-1984</b>   |                 |                |             |                                      |
|   |                 |                |             | <b>6-CYL. 4.9 L ENG.; V-8 5.0 L ENG.; V-8 5.8 L ENG.</b> |                 |                |             |                                      |
|   |                 |                |             | Pressure .....   | 71079           |                |             |                                      |
|   |                 |                |             | Return .....   |                 |                | 12"         |                                      |
|   |                 |                |             | <b>V-8 6.9 L DIESEL ENG.</b>                             |                 |                |             |                                      |
|   |                 |                |             | Pressure .....   | 71215           |                |             |                                      |
|   |                 |                |             | Return .....   |                 |                | 12"         |                                      |
|   |                 |                |             | <b>V-8 7.5 L ENG.</b>                                    |                 |                |             |                                      |
|   |                 |                |             | Pressure .....   | 71257           |                |             |                                      |
|   |                 |                |             | Return .....   |                 |                | 12"         |                                      |
|   |                 |                |             | <b>1983</b>  |                 |                |             |                                      |
|   |                 |                |             | <b>6-CYL. 4.9 L ENG.; V-8 5.0 L ENG.; V-8 5.8 L ENG.</b> |                 |                |             |                                      |
|   |                 |                |             | Pressure .....   | 71079           |                |             |                                      |

\* Cut From C.P.E. 3/8" I.D. Hose: 71350 (48"), 81352 (25').  
 † Cut From S.A.E. 11/32" I.D. Hose: 80062 (12"), 80063 (24"), 80064 (36"), 81353 (25').  
 ★ Cut From S.A.E. 3/8" I.D. Hose: 71224 (24"), 71236 (36"), 71206 (48"), 81206 (25'). May Also Use 3/8" C.P.E.  
 ❖ Cut From S.A.E. 5/8" I.D. Hose: 71351 (36").  
 □ Cut From 1/2" I.D. Suction Hose: 71296 (36"), 81354 (10').  
 ⇄ Cut From 5/8" I.D. Suction Hose: 71207 (42"), 81355 (10').  
 ✱ Cut From 3/4" I.D. Suction Hose: 71297 (36"), 81356 (10').  
 ☆ See Page A14 For Pump or Gear Identification.

② Two Required.  
 ③ Three Required.  
 ④ Four Required.  
 < Cut To Fit.  
 ● Replaces Both Upper and Lower Hose.  
 ▲ 252660 Adaptor Required For Some Models.  
 ❖ See Page A6 For Installation Procedure.

**ILLUSTRATIONS**



# Power Steering Hose for Light Trucks

|                                      | Application  | Assembly Number | Multi-Use Hose | End Fitting | Application   | Assembly Number | Multi-Use Hose | End Fitting |
|--------------------------------------|--|-----------------|----------------|-------------|---|-----------------|----------------|-------------|
| <b>SYSTEM PUMP &amp; GEAR IDENT.</b> | <b>FORD - Continued</b>  |                 |                |             | <b>FORD - Continued</b>                                       |                 |                |             |
|                                      | <b>F SERIES PICKUP - Continued</b>   |                 |                |             | <b>F SERIES PICKUP - Continued</b>                            |                 |                |             |
|                                      | <b>1983 - Continued</b>  |                 |                |             | <b>1978 - Continued</b>                                       |                 |                |             |
|                                      | <b>6-CYL. 4.9 L ENG.; V-8 5.0 L ENG.; V-8 5.8 L ENG. - Continued</b>                                     |                 |                |             | <b>6-CYL. 300 ENG. - Continued</b>                            |                 |                |             |
|                                      | Return.....  |                 |                | ★12"        | Pressure; W/4WD; F150; W/O Super Cab.....                     | 71039           |                |             |
| <b>SYSTEM &amp; COMPONENT IDENT.</b> | <b>V-6 3.8 L ENG.</b>  |                 |                |             | Pressure; W/4WD; F150; W/Super Cab.....                       | 71038           |                |             |
|                                      | Pressure.....  | 71079           |                |             | Pressure; W/4WD; F250.....                                    | 71038           |                |             |
|                                      | Return; W/A.C.....   |                 | ★13"           |             | Return; W/2WD.....  |                 | ★14"           |             |
|                                      | Return; W/O A.C.....   |                 | ★21"           |             | Return; W/4WD; F150; F250.....                                |                 | ★40"           |             |
|                                      | <b>V-8 6.9 L DIESEL ENG.</b>   |                 |                |             | <b>V-8 302 ENG.; V-8 351 ENG.; V-8 400 ENG.; V-8 460 ENG.</b> |                 |                |             |
|                                      | Pressure.....  | 71215           |                |             | Pressure; W/2WD.....  | 91956           |                |             |
|                                      | Return.....  |                 | ★12"           |             | Pressure; W/4WD; F150; W/O Super Cab.....                     | 71037           |                |             |
| <b>PASS. CARS</b>                    | <b>V-8 7.5 L ENG.</b>  |                 |                |             | Pressure; W/4WD; F150; W/Super Cab.....                       | 91582           |                |             |
|                                      | Pressure; Early.....   | 71079           |                |             | Pressure; W/4WD; F250; F350.....                              | 91582           |                |             |
|                                      | Pressure; Late.....  | 71257           |                |             | Return; W/2WD.....  |                 | ★14"           |             |
|                                      | Return; Early.....   |                 | ★13"           |             | Return; W/4WD; F150; F250; F350.....                          |                 | ★12"           |             |
|                                      | Return; Late.....  |                 | ★8"            |             | <b>1977</b>   |                 |                |             |
|                                      | <b>1982</b>  |                 |                |             | <b>6-CYL. 240 ENG.; 6-CYL. 300 ENG.</b>                       |                 |                |             |
|                                      | <b>6-CYL. 4.9 L ENG.; V-6 3.8 L ENG.; V-8 4.2 L ENG.; V-8 5.0 L ENG.; V-8 5.8 L ENG.; V-8 6.6 L ENG.</b> |                 |                |             | Cyl. - Left Turn; W/4WD; F150; F250....                       |                 |                |             |
| <b>LIGHT TRUCKS</b>                  | Pressure.....  | 71079           |                |             | Cyl. - Right Turn; W/4WD; F150; F250 .                        | 91577           |                |             |
|                                      | Return.....  |                 | ★12"           |             | Pressure; W/2WD.....  | 91574           |                |             |
|                                      | <b>1981</b>  |                 |                |             | Pressure; W/4WD; F150.....                                    | 70960           |                |             |
|                                      | <b>6-CYL. 4.9 L ENG.; V-8 4.2 L ENG.; V-8 5.0 L ENG.; V-8 5.8 L ENG.; V-8 6.6 L ENG.</b>                 |                 |                |             | Pressure; W/4WD; F250.....                                    | 91474           |                |             |
|                                      | Pressure.....  | 71079           |                |             | Return.....   |                 | ★              |             |
|                                      | Return.....  |                 | ★12"           |             | <b>V-8 302 ENG.</b>   |                 |                |             |
| <b>MEDIUM/HEAVY TRUCKS</b>           | <b>1980</b>  |                 |                |             | Cyl. - Left Turn; W/4WD; F250.....                            |                 |                |             |
|                                      | <b>6-CYL. 4.9 L ENG.; V-8 5.0 L ENG.; V-8 5.8 L ENG.; V-8 6.6 L ENG.</b>                                 |                 |                |             | Cyl. - Right Turn; W/4WD; F250.....                           |                 |                |             |
|                                      | Pressure.....  | 71079           |                |             | Pressure; W/2WD.....  | 70956           |                |             |
|                                      | Return.....  |                 | ★12"           |             | Pressure; W/4WD; F150.....                                    | 70960           |                |             |
|                                      | <b>1980</b>  |                 |                |             | Pressure; W/4WD; F250; Apr. 1 & Older.....                    | 91474           |                |             |
|                                      | <b>6-CYL. 4.9 L ENG.; V-8 5.0 L ENG.; V-8 5.8 L ENG.; V-8 6.6 L ENG.</b>                                 |                 |                |             | Pressure; W/4WD; F250; Mar. 31 & Older.....                   | 91916           |                |             |
|                                      | Pressure.....  | 71079           |                |             | Return; W/2WD.....  |                 | ★              |             |
|                                      | Return.....  |                 | ★12"           |             | Return; W/4WD.....  | 70996           |                |             |
| <b>BUSES</b>                         | <b>1979</b>  |                 |                |             | <b>V-8 351 ENG.; V-8 400 ENG.</b>                             |                 |                |             |
|                                      | <b>6-CYL. 300 ENG.</b>   |                 |                |             | Cyl. - Left Turn; W/4WD; F250.....                            |                 |                |             |
|                                      | Pressure; W/2WD.....   | 91956           |                |             | Cyl. - Right Turn; W/4WD; F250.....                           | 91577           |                |             |
|                                      | Pressure; W/4WD; F150; W/O Super Cab; Apr. 30 & Older.....   | 71039           |                |             | Pressure; W/2WD.....  | 91863           |                |             |
|                                      | Pressure; W/4WD; F150; W/O Super Cab; May 1 & Newer.....   | 71038           |                |             | Pressure; W/4WD; F150.....                                    | 70960           |                |             |
| <b>HOSE NUMERICAL</b>                | Pressure; W/4WD; F150; W/Super Cab.....  | 71038           |                |             | Pressure; W/4WD; F250; Apr. 1 & Newer.....                    | 91474           |                |             |
|                                      | Pressure; W/4WD; F250.....   | 71038           |                |             | Pressure; W/4WD; F250; Mar. 31 & Older.....                   | 91916           |                |             |
|                                      | Return; W/2WD.....   |                 | ★14"           |             | Return; W/2WD.....  |                 | ★              |             |
|                                      | Return; W/4WD; F150.....   | ✕70551          | ★24"           | 39135       | Return; W/4WD.....  | 70996           |                |             |
|                                      | Return; W/4WD; F250.....   | ✕70551          | ★12"           | 39135       | <b>V-8 460 ENG.</b>   |                 |                |             |
|                                      | <b>V-8 302 ENG.; V-8 351 ENG.; V-8 400 ENG.; V-8 460 ENG.</b>  |                 |                |             | Cyl. - Left Turn; W/4WD; F250.....                            |                 |                |             |
|                                      | Pressure; W/2WD.....   | 91956           |                |             | Cyl. - Right Turn; W/4WD; F250.....                           | 91577           |                |             |
|                                      | Pressure; W/4WD; F150; W/O Super Cab.....  | 71037           |                |             | Pressure; W/2WD.....  | 91574           |                |             |
| <b>REPAIR KITS</b>                   | Pressure; W/4WD; F150; W/Super Cab.....  | 91582           |                |             | Pressure; W/4WD; F150.....                                    | 70960           |                |             |
|                                      | Pressure; W/4WD; F250; F350; W/31 1/2" Hose.....   | 71079           |                |             | Pressure; W/4WD; F250; Apr. 1 & Newer.....                    | 91474           |                |             |
|                                      | Pressure; W/4WD; F250; F350; W/55 1/4" Hose.....   | 91582           |                |             | Pressure; W/4WD; F250; Mar. 31 & Older.....                   | 91916           |                |             |
|                                      | Return; W/2WD.....   |                 | ★14"           |             | Return; W/2WD.....  |                 | ★              |             |
|                                      | Return; W/4WD; F150; F250; F350.....   |                 | ★12"           |             | Return; W/4WD.....  | 70996           |                |             |
| <b>KIT NUMERICAL</b>                 | <b>1978</b>  |                 |                |             | <b>1976</b>   |                 |                |             |
|                                      | <b>6-CYL. 300 ENG.</b>   |                 |                |             | <b>6-CYL. 240 ENG.; 6-CYL. 300 ENG.</b>                       |                 |                |             |
|                                      | Pressure; W/2WD.....   | 91956           |                |             | Cyl. - Left Turn; W/4WD.....                                  | 91576           |                |             |
|                                      |  |                 |                |             | Cyl. - Right Turn; W/4WD.....                                 | 91577           |                |             |
|                                      |  |                 |                |             | Pressure; W/2WD.....  | 91574           |                |             |

\* Cut From C.P.E. 3/8" I.D. Hose: 71350 (48"), 81352 (25").  
 † Cut From S.A.E. 11/32" I.D. Hose: 80062 (12"), 80063 (24"), 80064 (36"), 81353 (25").  
 ★ Cut From S.A.E. 3/8" I.D. Hose: 71224 (24"), 71236 (36"), 71206 (48"), 81206 (25"). May Also Use 3/8" C.P.E.  
 ♣ Cut From S.A.E. 5/8" I.D. Hose: 71351 (36").  
 □ Cut From 1/2" I.D. Suction Hose: 71296 (36"), 81354 (10').  
 ✦ Cut From 5/8" I.D. Suction Hose: 71207 (42"), 81355 (10').  
 ✧ Cut From 3/4" I.D. Suction Hose: 71297 (36"), 81356 (10').  
 ☆ See Page A14 For Pump or Gear Identification.

② Two Required.  
 ③ Three Required.  
 ④ Four Required.  
 ✂ Cut To Fit.  
 ♣ Replaces Both Upper and Lower Hose.  
 ▲ 252660 Adaptor Required For Some Models.  
 ♣ See Page A6 For Installation Procedure.

# Power Steering Hose for Light Trucks

| Application   | Assembly Number | Multi-Use Hose | End Fitting | Application                             | Assembly Number | Multi-Use Hose | End Fitting |
|---|-----------------|----------------|-------------|---|-----------------|----------------|-------------|
| <b>FORD - Continued</b>                               |                 |                |             | <b>FORD - Continued</b>                 |                 |                |             |
| <b>F SERIES PICKUP - Continued</b>                    |                 |                |             | <b>F SERIES PICKUP - Continued</b>      |                 |                |             |
| <b>1976 - Continued</b>                               |                 |                |             | <b>1972 - Continued</b>                 |                 |                |             |
| <b>6-CYL. 240 ENG.; 6-CYL. 300 ENG. - Continued</b>   |                 |                |             | <b>V-8 302 ENG. - Continued</b>         |                 |                |             |
| Pressure; W/4WD; F100; F150 .....                     | 70960           |                |             | Return - From Gear .....                | ≈80156          |                |             |
| Pressure; W/4WD; F250 .....                           | 91867           |                |             | <b>V-8 360 ENG.; V-8 390 ENG.</b>       |                 |                |             |
| Return; W/4WD .....                                   | 91584           |                |             | Pressure .....                          | 70956           |                |             |
| <b>V-8 302 ENG.; V-8 360 ENG.; V-8 390 ENG.</b>       |                 |                |             | Return - Cooler To Pump .....           |                 | ★              |             |
| Cyl. - Left Turn; W/4WD .....                         | 91576           |                |             | Return - From Gear .....                | 70958           |                |             |
| Cyl. - Right Turn; W/4WD .....                        | 91577           |                |             | <b>1971-1970</b>                        |                 |                |             |
| Pressure; W/2WD .....                                 | 70956           |                |             | <b>6-CYL. 240 ENG.; 6-CYL. 300 ENG.</b> |                 |                |             |
| Pressure; W/4WD; F100; F150 .....                     | 70960           |                |             | Pressure .....                          | 70952           |                |             |
| Pressure; W/4WD; F250 .....                           | 91867           |                |             | Return .....                            | 70958           |                |             |
| Return; W/2WD .....                                   | 70962           |                |             | <b>V-8 302 ENG.</b>                     |                 |                |             |
| Return; W/4WD .....                                   | 91584           |                |             | Pressure .....                          | 70952           |                |             |
| <b>V-8 460 ENG.</b>                                   |                 |                |             | Return - Cooler To Pump .....           |                 | ★              |             |
| Cyl. - Left Turn; W/4WD .....                         | 91576           |                |             | Return - From Gear .....                | ≈80156          |                |             |
| Cyl. - Right Turn; W/4WD .....                        | 91577           |                |             | <b>V-8 360 ENG.; V-8 390 ENG.</b>       |                 |                |             |
| Pressure; W/2WD .....                                 | 91574           |                |             | Pressure .....                          | 70956           |                |             |
| Pressure; W/4WD; F100; F150 .....                     | 70960           |                |             | Return - Cooler To Pump .....           |                 | ★              |             |
| Pressure; W/4WD; F250 .....                           | 91867           |                |             | Return - From Gear .....                | 70958           |                |             |
| Return; W/2WD .....                                   |                 | ★              |             | <b>1969</b>                             |                 |                |             |
| Return; W/4WD .....                                   | 91584           |                |             | <b>6-CYL. 240 ENG.; 6-CYL. 300 ENG.</b> |                 |                |             |
| <b>1975-1973</b>                                      |                 |                |             | Pressure; W/Ford Stg. Gear; ☆P .....    | 70952           |                |             |
| <b>6-CYL. 240 ENG.; 6-CYL. 300 ENG.; V-8 460 ENG.</b> |                 |                |             | <b>V-8 302 ENG.</b>                     |                 |                |             |
| Cyl. - Left Turn; W/4WD; F100 .....                   | 70999           |                |             | Pressure .....                          | 70952           |                |             |
| Cyl. - Left Turn; W/4WD; F250 .....                   | 91576           |                |             | Return .....                            | 70962           |                |             |
| Cyl. - Right Turn; W/4WD; F100 .....                  | 91575           |                |             | <b>V-8 360 ENG.; V-8 390 ENG.</b>       |                 |                |             |
| Cyl. - Right Turn; W/4WD; F250 .....                  | 91577           |                |             | Pressure; W/Bendix Stg. Gear; W/Tag     |                 |                |             |
| Pressure; W/2WD .....                                 | 91574           |                |             | HCE-G .....                             | 70963           |                |             |
| Pressure; W/4WD; F100 .....                           | 70987           |                |             | Pressure; W/Ford Stg. Gear; W/Tag       |                 |                |             |
| Pressure; W/4WD; F250; W/Bendix                       |                 |                |             | SPA-L; ☆P .....                         | 70956           |                |             |
| Control Valve; Ser. No. T80,001 &                     |                 |                |             | Return; W/Bendix Stg. Gear; W/Tag       |                 |                |             |
| After .....   | 91916           |                |             | HCE-G .....                             |                 | ★              | 39859       |
| Pressure; W/4WD; F250; W/Garrison                     |                 |                |             | Return; W/Ford Stg. Gear; W/Tag         |                 |                |             |
| Control Valve; Ser. No. T80,000 &                     |                 |                |             | SPA-L; ☆P .....                         | 70958           |                |             |
| Before .....  | 91868           |                |             | <b>1968</b>                             |                 |                |             |
| Return; W/2WD .....                                   |                 | ★              |             | <b>6-CYL. 240 ENG.; 6-CYL. 300 ENG.</b> |                 |                |             |
| Return; W/4WD; F100 .....                             | 70991           |                |             | Pressure; W/Ford Stg. Gear; ☆P .....    | 70952           |                |             |
| Return; W/4WD; F250; W/Bendix Or                      |                 |                |             | <b>V-8 360 ENG.; V-8 390 ENG.</b>       |                 |                |             |
| Garrison Control Valve .....                          | 70996           |                |             | Pressure; W/Bendix Stg. Gear; W/Tag     |                 |                |             |
| <b>V-8 302 ENG.; V-8 360 ENG.; V-8 390 ENG.</b>       |                 |                |             | HCE-G .....                             | 70963           |                |             |
| Cyl. - Left Turn; W/4WD; F100 .....                   | 70999           |                |             | Pressure; W/Ford Stg. Gear; W/Tag       |                 |                |             |
| Cyl. - Left Turn; W/4WD; F250 .....                   | 91576           |                |             | SPA-L; ☆P .....                         | 70956           |                |             |
| Cyl. - Right Turn; W/4WD; F100 .....                  | 91575           |                |             | Return; W/Bendix Stg. Gear; W/Tag       |                 |                |             |
| Cyl. - Right Turn; W/4WD; F250 .....                  | 91577           |                |             | HCE-G .....                             |                 | ★              | 39859       |
| Pressure; W/2WD .....                                 | 70956           |                |             | Return; W/Ford Stg. Gear; W/Tag         |                 |                |             |
| Pressure; W/4WD; F100 .....                           | 70987           |                |             | SPA-L; ☆P .....                         | 70958           |                |             |
| Pressure; W/4WD; F250; W/Bendix                       |                 |                |             | <b>1967</b>                             |                 |                |             |
| Control Valve; Ser. No. T80,001 &                     |                 |                |             | <b>6-CYL. 240 ENG.; 6-CYL. 300 ENG.</b> |                 |                |             |
| After .....   | 91916           |                |             | Pressure; W/Ford Stg. Gear; ☆P .....    | 70952           |                |             |
| Pressure; W/4WD; F250; W/Garrison                     |                 |                |             | <b>V-8 352 ENG.</b>                     |                 |                |             |
| Control Valve; Ser. No. T80,000 &                     |                 |                |             | Pressure; W/Bendix Stg. Gear; W/Tag     |                 |                |             |
| Before .....  | 91868           |                |             | HCE-G .....                             | 70963           |                |             |
| Return; W/2WD .....                                   | 70962           |                |             | Pressure; W/Ford Stg. Gear; W/Tag       |                 |                |             |
| Return; W/4WD; F100 .....                             | 70991           |                |             | SPA-L; ☆P .....                         | 70956           |                |             |
| Return; W/4WD; F250; W/Bendix Or                      |                 |                |             | Return; W/Bendix Stg. Gear; W/Tag       |                 |                |             |
| Garrison Control Valve .....                          | 70996           |                |             | HCE-G .....                             |                 | ★              | 39859       |
| <b>1972</b>   |                 |                |             | Return; W/Ford Stg. Gear; W/Tag         |                 |                |             |
| <b>6-CYL. 240 ENG.; 6-CYL. 300 ENG.</b>               |                 |                |             | SPA-L; ☆P .....                         | 70958           |                |             |
| Return .....  | 70958           |                |             | <b>1972</b>                             |                 |                |             |
| <b>V-8 302 ENG.</b>                                   |                 |                |             | <b>6-CYL. 240 ENG.; 6-CYL. 300 ENG.</b> |                 |                |             |
| Pressure .....  | 70952           |                |             | Return .....                            | 70958           |                |             |
| Return - Cooler To Pump .....                         |                 | ★              |             | <b>V-8 302 ENG.</b>                     |                 |                |             |
|   |                 |                |             | Pressure .....                          | 70952           |                |             |

|                           |
|---------------------------|
| SYSTEM PUMP & GEAR IDENT. |
| SYSTEM & COMPONENT IDENT. |
| PASS. CARS                |
| LIGHT TRUCKS              |
| MEDIUM/HEAVY TRUCKS       |
| BUSES                     |
| HOSE NUMERICAL            |
| REPAIR KITS               |
| KIT NUMERICAL             |
| ILLUSTRATIONS             |

\* Cut From C.P.E. 3/8" I.D. Hose: 71350 (48"), 81352 (25").  
 † Cut From S.A.E. 11/32" I.D. Hose: 80062 (12"), 80063 (24"), 80064 (36"), 81353 (25").  
 ★ Cut From S.A.E. 3/8" I.D. Hose: 71224 (24"), 71236 (36"), 71206 (48"), 81206 (25"). May Also Use 3/8" C.P.E.  
 ❖ Cut From S.A.E. 5/8" I.D. Hose: 71351 (36").  
 □ Cut From 1/2" I.D. Suction Hose: 71296 (36"), 81354 (10').  
 ❖ Cut From 5/8" I.D. Suction Hose: 71207 (42"), 81355 (10').  
 \* Cut From 3/4" I.D. Suction Hose: 71297 (36"), 81356 (10').  
 ☆ See Page A14 For Pump or Gear Identification.

② Two Required.  
 ③ Three Required.  
 ④ Four Required.  
 ≈ Cut To Fit.  
 \* Replaces Both Upper and Lower Hose.  
 ▲ 252660 Adaptor Required For Some Models.  
 ❖ See Page A6 For Installation Procedure.

# Power Steering Hose for Light Trucks

|                                      | Application   | Assembly Number | Multi-Use Hose | End Fitting | Application   | Assembly Number | Multi-Use Hose | End Fitting |
|--------------------------------------|---|-----------------|----------------|-------------|---|-----------------|----------------|-------------|
| <b>SYSTEM PUMP &amp; GEAR IDENT.</b> | <b>FORD - Continued</b>   |                 |                |             | <b>FORD - Continued</b>   |                 |                |             |
|                                      | <b>F SERIES PICKUP - Continued</b>  |                 |                |             | <b>RANCHERO - Continued</b>   |                 |                |             |
|                                      | <b>1966-1965</b>  |                 |                |             | <b>1978 - Continued</b>   |                 |                |             |
|                                      | 6-CYL. 240 ENG.; 6-CYL. 300 ENG.<br>Pressure; W/Ford Stg. Gear; ☆P..... 70952   |                 |                |             | V-8 302 ENG.; V-8 351 ENG.; V-8 400 ENG. - Continued<br>Return; W/O Cooler..... ★14"  |                 |                |             |
| <b>SYSTEM &amp; COMPONENT IDENT.</b> | <b>FALCON RANCHERO</b>  |                 |                |             | Return; W/Saginaw Stg. Gear; W/O Police, Taxi Pkg.; ☆N..... Ⓢ80031 ★33"   |                 |                |             |
|                                      | <b>1965</b>   |                 |                |             | Return; W/Saginaw Stg. Gear; W/Police, Taxi Pkg.; ☆N..... Ⓢ80031 ★33"   |                 |                |             |
|                                      | 6-CYL. 170 ENG.; 6-CYL. 200 ENG.; V-8 289 ENG.<br>Pressure; W/Ford P.S. Pump; ☆C..... 70626<br>Return; W/Ford P.S. Pump; ☆C..... Ⓢ80023 ★38" 39861  |                 |                |             | Return - Cooler To Pump..... ★33"   |                 |                |             |
| <b>PASS. CARS</b>                    | <b>1964-1963</b>  |                 |                |             | <b>1977</b>   |                 |                |             |
|                                      | 6-CYL. 144 ENG.; 6-CYL. 170 ENG.<br>Cyl..... ②70608   |                 |                |             | V-8 302 ENG.; V-8 351 ENG.; V-8 400 ENG.<br>Pressure; W/Ford Stg. Gear; W/O Police, Taxi Pkg.; ☆P..... 70674  |                 |                |             |
|                                      | V-8 260 ENG.<br>Pressure..... 80022<br>Return..... Ⓢ80023 ★28" 39861  |                 |                |             | Pressure; W/Saginaw Stg. Gear; W/O Police, Taxi Pkg.; ☆N..... 70704<br>Return; W/O Police, Taxi Pkg..... Ⓢ80031 ★41"<br>Return - Cooler To Pump..... ★28"   |                 |                |             |
|                                      | <b>M SERIES MOTOR HOME</b>  |                 |                |             | <b>1976-1975</b>  |                 |                |             |
| <b>LIGHT TRUCKS</b>                  | <b>1976-1974</b>  |                 |                |             | V-8 351 ENG.<br>Pressure; W/Ford Stg. Gear; W/O Police, Taxi Pkg.; W/Modified Eng.; ☆P 71262  |                 |                |             |
|                                      | V-8 360 ENG.; V-8 390 ENG.<br>Pressure..... 71299 39856<br>Return..... 71302 39856  |                 |                |             | Pressure; W/Ford Stg. Gear; W/O Police, Taxi Pkg.; W/Windsor Eng.; ☆P 70674<br>Pressure; W/Saginaw Stg. Gear; ☆N.... 70704<br>Return - Cooler To Pump..... ★18"<br>Return - From Gear; W/Cooler..... Ⓢ80031 ★21" 39859  |                 |                |             |
|                                      | V-8 460 ENG.<br>Pressure..... 71302 39856<br>Return..... 71302 39856  |                 |                |             | V-8 400 ENG.; V-8 460 ENG.<br>Pressure; W/Ford Stg. Gear; W/O Police, Taxi Pkg.; ☆P..... 71262<br>Pressure; W/Saginaw Stg. Gear; ☆N.... 70704<br>Return - Cooler To Pump..... ★18"<br>Return - From Gear; W/Cooler..... Ⓢ80031 ★21" 39859   |                 |                |             |
|                                      | <b>1973</b>   |                 |                |             | <b>1974</b>   |                 |                |             |
|                                      | V-8 360 ENG.; V-8 390 ENG.<br>Pressure..... 71299 39856<br>Return..... 71302 39856  |                 |                |             | 6-CYL. 250 ENG.<br>Return..... Ⓢ80031 ★ 39859   |                 |                |             |
| <b>MEDIUM/HEAVY TRUCKS</b>           | <b>RANCHERO</b>   |                 |                |             | <b>V-8 302 ENG.; V-8 351 ENG.; V-8 400 ENG.</b>   |                 |                |             |
|                                      | <b>1979</b>   |                 |                |             | Pressure; W/Ford Stg. Gear; W/O Police, Taxi Pkg.; ☆P..... 71009<br>Pressure; W/Saginaw Stg. Gear; W/O Police, Taxi Pkg.; ☆N..... 71059<br>Return; W/Ford Stg. Gear; W/O Police, Taxi Pkg.; ☆P..... ★33" 39135<br>Return; W/Ford Stg. Gear; W/Police, Taxi Pkg.; ☆P..... ★ 39135<br>Return; W/O Cooler..... ★14"<br>Return; W/Saginaw Stg. Gear; W/O Police, Taxi Pkg.; ☆N..... Ⓢ80031 ★33"<br>Return; W/Saginaw Stg. Gear; W/Police, Taxi Pkg.; ☆N..... Ⓢ80031 ★33"<br>Return - Cooler To Pump..... ★33" |                 |                |             |
| <b>BUSES</b>                         | <b>1979</b>   |                 |                |             | <b>1974</b>   |                 |                |             |
|                                      | V-8 302 ENG.; V-8 351 ENG.<br>Pressure; W/Ford Stg. Gear; W/O Police, Taxi Pkg.; ☆P..... 71009<br>Pressure; W/Saginaw Stg. Gear; W/O Police, Taxi Pkg.; ☆N..... 71059<br>Return; W/Ford Stg. Gear; W/O Police, Taxi Pkg.; ☆P..... ★33" 39135<br>Return; W/Ford Stg. Gear; W/Police, Taxi Pkg.; ☆P..... ★ 39135<br>Return; W/O Cooler..... ★14"<br>Return; W/Saginaw Stg. Gear; W/O Police, Taxi Pkg.; ☆N..... Ⓢ80031 ★33"<br>Return; W/Saginaw Stg. Gear; W/Police, Taxi Pkg.; ☆N..... Ⓢ80031 ★33"<br>Return - Cooler To Pump..... ★33" |                 |                |             | V-8 302 ENG.; V-8 351 ENG.; V-8 400 ENG.<br>Pressure; W/Ford Stg. Gear; ☆P..... 70674<br>Pressure; W/Saginaw Stg. Gear; ☆N.... 70704<br>Return - Cooler To Pump..... ★18"<br>Return - From Gear; W/Cooler..... Ⓢ80031 ★21" 39859  |                 |                |             |
| <b>HOSE NUMERICAL</b>                | <b>1978</b>   |                 |                |             | <b>V-8 460 ENG.</b>   |                 |                |             |
|                                      | V-8 302 ENG.; V-8 351 ENG.; V-8 400 ENG.<br>Pressure; W/Ford Stg. Gear; W/O Police, Taxi Pkg.; ☆P..... 71009<br>Pressure; W/Saginaw Stg. Gear; W/O Police, Taxi Pkg.; ☆N..... 71059<br>Return; W/Ford Stg. Gear; W/O Police, Taxi Pkg.; ☆P..... ★33" 39135<br>Return; W/Ford Stg. Gear; W/Police, Taxi Pkg.; ☆P..... ★ 39135  |                 |                |             | Pressure; W/Ford Stg. Gear; ☆P..... 71262<br>Pressure; W/Saginaw Stg. Gear; ☆N.... 70704<br>Return - Cooler To Pump..... ★18"<br>Return - From Gear; W/Cooler..... Ⓢ80031 ★21" 39859  |                 |                |             |
| <b>REPAIR KITS</b>                   | <b>1978</b>   |                 |                |             | <b>1973</b>   |                 |                |             |
|                                      | V-8 302 ENG.; V-8 351 ENG.; V-8 400 ENG.<br>Pressure; W/Ford Stg. Gear; W/O Police, Taxi Pkg.; ☆P..... 71009<br>Pressure; W/Saginaw Stg. Gear; W/O Police, Taxi Pkg.; ☆N..... 71059<br>Return; W/Ford Stg. Gear; W/O Police, Taxi Pkg.; ☆P..... ★33" 39135<br>Return; W/Ford Stg. Gear; W/Police, Taxi Pkg.; ☆P..... ★ 39135  |                 |                |             | 6-CYL. 250 ENG.<br>Return..... Ⓢ80031 ★ 39859   |                 |                |             |
| <b>KIT NUMERICAL</b>                 | <b>1978</b>   |                 |                |             | <b>V-8 302 ENG.; V-8 351 ENG.; V-8 400 ENG.</b>   |                 |                |             |
|                                      | V-8 302 ENG.; V-8 351 ENG.; V-8 400 ENG.<br>Pressure; W/Ford Stg. Gear; W/O Police, Taxi Pkg.; ☆P..... 71009<br>Pressure; W/Saginaw Stg. Gear; W/O Police, Taxi Pkg.; ☆N..... 71059<br>Return; W/Ford Stg. Gear; W/O Police, Taxi Pkg.; ☆P..... ★33" 39135<br>Return; W/Ford Stg. Gear; W/Police, Taxi Pkg.; ☆P..... ★ 39135  |                 |                |             | V-8 302 ENG.; V-8 351 ENG.; V-8 400 ENG.<br>Pressure; W/Ford Stg. Gear; ☆P..... 70674<br>Pressure; W/Saginaw Stg. Gear; ☆N.... 70704<br>Return - Cooler To Pump..... ★18"<br>Return - From Gear; W/Cooler..... Ⓢ80031 ★21" 39859  |                 |                |             |
| <b>ILLUSTRATIONS</b>                 | <b>1978</b>   |                 |                |             | <b>V-8 429 ENG.</b>   |                 |                |             |
|                                      | V-8 302 ENG.; V-8 351 ENG.; V-8 400 ENG.<br>Pressure; W/Ford Stg. Gear; W/O Police, Taxi Pkg.; ☆P..... 71009<br>Pressure; W/Saginaw Stg. Gear; W/O Police, Taxi Pkg.; ☆N..... 71059<br>Return; W/Ford Stg. Gear; W/O Police, Taxi Pkg.; ☆P..... ★33" 39135<br>Return; W/Ford Stg. Gear; W/Police, Taxi Pkg.; ☆P..... ★ 39135  |                 |                |             | Pressure; W/Ford Stg. Gear; ☆P..... 71262<br>Pressure; W/Saginaw Stg. Gear; ☆N.... 70704<br>Return - Cooler To Pump..... ★18"<br>Return - From Gear; W/Cooler..... Ⓢ80031 ★21" 39859  |                 |                |             |

\* Cut From C.P.E. 3/8" I.D. Hose: 71350 (48"), 81352 (25').  
 † Cut From S.A.E. 11/32" I.D. Hose: 80062 (12"), 80063 (24"), 80064 (36"), 81353 (25').  
 ★ Cut From S.A.E. 3/8" I.D. Hose: 71224 (24"), 71236 (36"), 71206 (48"), 81206 (25'). May Also Use 3/8" C.P.E.  
 ♣ Cut From S.A.E. 5/8" I.D. Hose: 71351 (36").  
 □ Cut From 1/2" I.D. Suction Hose: 71296 (36"), 81354 (10').  
 ✦ Cut From 5/8" I.D. Suction Hose: 71207 (42"), 81355 (10').  
 ✧ Cut From 3/4" I.D. Suction Hose: 71297 (36"), 81356 (10').  
 ☆ See Page A14 For Pump or Gear Identification.

② Two Required.  
 ③ Three Required.  
 ④ Four Required.  
 Ⓢ Cut To Fit.  
 ♁ Replaces Both Upper and Lower Hose.  
 ▲ 252660 Adaptor Required For Some Models.  
 ♣ See Page A6 For Installation Procedure.

# Power Steering Hose for Light Trucks

| Application   | Assembly Number | Multi-Use Hose | End Fitting | Application  | Assembly Number | Multi-Use Hose | End Fitting |                           |
|---|-----------------|----------------|-------------|--|-----------------|----------------|-------------|---------------------------|
| <b>FORD - Continued</b>                                       |                 |                |             | <b>FORD - Continued</b>                                  |                 |                |             | SYSTEM PUMP & GEAR IDENT. |
| <b>RANCHERO - Continued</b>                                   |                 |                |             | <b>RANCHERO - Continued</b>                              |                 |                |             |                           |
| <b>1972</b>   |                 |                |             | <b>1967 - Continued</b>                                  |                 |                |             | SYSTEM & COMPONENT IDENT. |
| <b>6-CYL. 250 ENG.</b>  |                 |                |             | <b>V-8 289 ENG.</b>                                      |                 |                |             |                           |
| Return.....   | ≠80031          | ★              | 39859       | Cyl.....   | Ⓣ70640          |                |             |                           |
| <b>V-8 302 ENG.; V-8 351 ENG.; V-8 400 ENG.; V-8 429 ENG.</b> |                 |                |             | Pressure; W/1/4" Control Valve Fitting... 80025          |                 |                |             |                           |
| Pressure; W/Ford Stg. Gear, Mar. 12 & Older; ☆P.....          | 91848           |                |             | Pressure; W/5/16" Control Valve Fitting. 70653           |                 |                |             |                           |
| Pressure; W/Ford Stg. Gear, Mar. 13 & Newer; ☆P.....          | 71262           |                |             | Return.....  | ≠80113          | ★30"           | 39860       |                           |
| Pressure; W/Saginaw Stg. Gear; ☆N....                         | 70704           |                |             | <b>V-8 390 ENG.</b>                                      |                 |                |             |                           |
| Return - Cooler To Pump.....                                  |                 | ★18"           |             | Cyl.....   | Ⓣ70640          |                |             |                           |
| Return - From Gear; W/Cooler.....                             | ≠80031          | ★21"           | 39859       | Return.....  | Ⓣ70656          |                |             |                           |
| <b>1971-1970</b>  |                 |                |             | <b>1966</b>  |                 |                |             | PASS. CARS                |
| <b>6-CYL. 250 ENG.</b>  |                 |                |             | <b>6-CYL. 200 ENG.</b>                                   |                 |                |             |                           |
| Cyl.....  | Ⓣ70640          |                |             | Cyl.....   | Ⓣ70640          |                |             |                           |
| Pressure.....   | 70652           |                |             | Pressure.....  | 80024           |                |             |                           |
| Return.....   | ≠80113          | ★38"           | 39860       | Return.....  | ≠80113          | ★              | 39860       |                           |
| <b>V-8 302 ENG.; V-8 351 ENG.</b>                             |                 |                |             | <b>V-8 289 ENG.</b>                                      |                 |                |             |                           |
| Cyl.....  | Ⓣ70640          |                |             | Cyl.....   | Ⓣ70640          |                |             |                           |
| Pressure - Control Valve End.....                             | 70679           |                |             | Pressure.....  | 80024           |                |             |                           |
| Pressure - Pump End.....                                      | 70692           |                |             | Return.....  | ≠80113          | ★25"           | 39860       |                           |
| Return - Control Valve End.....                               | Ⓣ70656          |                |             | <b>RANGER</b>  |                 |                |             |                           |
| <b>V-8 429 ENG.</b>   |                 |                |             | <b>1995-1993</b>   |                 |                |             | LIGHT TRUCKS              |
| Cyl.....  | Ⓣ70640          |                |             | <b>4-CYL. 2.3 L ENG.; V-6 3.0 L ENG.; V-6 4.0 L ENG.</b> |                 |                |             |                           |
| Pressure - Control Valve End.....                             | 70679           |                |             | Pressure.....  | 71878           |                |             |                           |
| Pressure - Pump End.....                                      | 80026           |                |             | Return.....  | 80085           |                |             |                           |
| Return - Control Valve End.....                               | Ⓣ70656          |                |             | <b>1992</b>  |                 |                |             |                           |
| <b>1969</b>   |                 |                |             | <b>4-CYL. 2.3 L ENG.; V-6 3.0 L ENG.; V-6 4.0 L ENG.</b> |                 |                |             | MEDIUM/ HEAVY TRUCKS      |
| <b>6-CYL. 250 ENG.</b>  |                 |                |             | Pressure..... 71878                                      |                 |                |             |                           |
| Cyl.....  | Ⓣ70640          |                |             | Return.....  | 80085           |                |             |                           |
| Pressure.....   | 70652           |                |             | <b>1991</b>  |                 |                |             |                           |
| Return.....   | ≠80113          | ★32"           | 39860       | <b>4-CYL. 2.3 L ENG.</b>                                 |                 |                |             |                           |
| <b>V-8 302 ENG.; V-8 351 ENG.</b>                             |                 |                |             | Pressure..... 71557                                      |                 |                |             |                           |
| Cyl.....  | Ⓣ70640          |                |             | Return.....  | 71291           |                |             |                           |
| Pressure - Control Valve End.....                             | 70679           |                |             | <b>V-6 2.9 L ENG.</b>                                    |                 |                |             |                           |
| Return - Control Valve End.....                               | Ⓣ70656          | ★24"           |             | Pressure.....  | 71878           |                |             |                           |
| Return - Cooler To Pump.....                                  |                 | ★10"           |             | Return.....  | 71291           |                |             |                           |
| <b>V-8 390 ENG.; V-8 428 ENG.</b>                             |                 |                |             | <b>1990</b>  |                 |                |             | BUSES                     |
| Cyl.....  | Ⓣ70640          |                |             | <b>4-CYL. 2.3 L ENG.</b>                                 |                 |                |             |                           |
| Return; W/O A.C.....  | Ⓣ70656          | ★22"           |             | Pressure.....  | 71557           |                |             |                           |
| <b>1968</b>   |                 |                |             | Return.....  |                 |                |             |                           |
| <b>6-CYL. 200 ENG.</b>  |                 |                |             | <b>V-6 2.9 L ENG.; V-6 3.0 L ENG.</b>                    |                 |                |             |                           |
| Cyl.....  | Ⓣ70640          |                |             | Pressure.....  | 71878           |                |             |                           |
| Pressure.....   | 70652           |                |             | Return.....  | 71291           |                |             |                           |
| Return.....   | ≠80113          | ★32"           | 39860       | <b>V-6 4.0 L ENG.</b>                                    |                 |                |             |                           |
| <b>V-8 289 ENG.; V-8 302 ENG.</b>                             |                 |                |             | Pressure..... 71878                                      |                 |                |             |                           |
| Cyl.....  | Ⓣ70640          |                |             | Return.....  | 80085           |                |             |                           |
| Pressure.....   | 70653           |                |             | <b>1989</b>  |                 |                |             |                           |
| Return.....   | ≠80113          | ★              | 39860       | <b>1990</b>  |                 |                |             |                           |
| <b>V-8 390 ENG.; V-8 428 ENG.</b>                             |                 |                |             | <b>4-CYL. 2.3 L ENG.</b>                                 |                 |                |             |                           |
| Cyl.....  | Ⓣ70640          |                |             | Pressure.....  | 71557           |                |             |                           |
| Return.....   | Ⓣ70656          | ★22"           |             | Return.....  | 71291           |                |             |                           |
| <b>1967</b>   |                 |                |             | <b>V-6 2.9 L ENG.</b>                                    |                 |                |             |                           |
| <b>6-CYL. 200 ENG.</b>  |                 |                |             | Pressure..... 71878                                      |                 |                |             |                           |
| Cyl.....  | Ⓣ70640          |                |             | Return.....  | 71291           |                |             |                           |
| Pressure; W/1/4" Control Valve Fitting...                     | 80024           |                |             | <b>V-6 4.0 L ENG.</b>                                    |                 |                |             |                           |
| Pressure; W/5/16" Control Valve Fitting.                      | 70652           |                |             | Pressure.....  | 71878           |                |             |                           |
| Return.....   | ≠80113          | ★28"           | 39860       | Return.....  | 80085           |                |             |                           |

\* Cut From C.P.E. 3/8" I.D. Hose: 71350 (48"), 81352 (25").  
 † Cut From S.A.E. 11/32" I.D. Hose: 80062 (12"), 80063 (24"), 80064 (36"), 81353 (25").  
 ★ Cut From S.A.E. 3/8" I.D. Hose: 71224 (24"), 71236 (36"), 71206 (48"), 81206 (25"). May Also Use 3/8" C.P.E.  
 ♣ Cut From S.A.E. 5/8" I.D. Hose: 71351 (36").  
 □ Cut From 1/2" I.D. Suction Hose: 71296 (36"), 81354 (10').  
 ♠ Cut From 5/8" I.D. Suction Hose: 71207 (42"), 81355 (10').  
 \* Cut From 3/4" I.D. Suction Hose: 71297 (36"), 81356 (10').  
 ☆ See Page A14 For Pump or Gear Identification.

Ⓣ Two Required.  
 Ⓣ Three Required.  
 Ⓣ Four Required.  
 ≠ Cut To Fit.  
 Ⓣ Replaces Both Upper and Lower Hose.  
 ▲ 252660 Adaptor Required For Some Models.  
 ♣ See Page A6 For Installation Procedure.

ILLUSTRATIONS

# Power Steering Hose for Light Trucks

|                                      | Application   | Assembly Number | Multi-Use Hose | End Fitting | Application   | Assembly Number | Multi-Use Hose | End Fitting |
|--------------------------------------|---|-----------------|----------------|-------------|---|-----------------|----------------|-------------|
| <b>SYSTEM PUMP &amp; GEAR IDENT.</b> | <b>FORD - Continued</b>   |                 |                |             | <b>FORD - Continued</b>   |                 |                |             |
| <b>SYSTEM &amp; COMPONENT IDENT.</b> | <b>RANGER - Continued</b>   |                 |                |             | <b>SUPER DUTY PICKUP</b>  |                 |                |             |
| <b>PASS. CARS</b>                    | <b>1989 - Continued</b>   |                 |                |             | <b>1995-1994</b>  |                 |                |             |
|                                      | <b>4-CYL. 2.3 L ENG. - Continued</b>  |                 |                |             | <b>V-8 7.3 L DIESEL ENG.</b>                                    |                 |                |             |
|                                      | Return .....  | 71291           |                |             | Pressure; Conventional System.....                              | 91744           |                |             |
|                                      | <b>V-6 2.9 L ENG.</b>   |                 |                |             | Pressure - Hydroboost To Gear; Hydroboost System .....          | 71416           |                |             |
|                                      | Pressure .....  | 71244           |                |             | Pressure - Pump To Hydroboost; Hydroboost System .....          | 71442           |                |             |
|                                      | Return .....  |                 | ★10"           |             | Return; Conventional System .....                               | 91849           |                |             |
|                                      | <b>1988</b>   |                 |                |             | Return - Gear To Pump; Hydroboost System.....                   | 91849           |                |             |
|                                      | <b>4-CYL. 2.0 L ENG.; 4-CYL. 2.3 L ENG.</b>   |                 |                |             | Return - Hydroboost To Pump; Hydroboost System .....            |                 | ★46"           |             |
|                                      | Pressure .....  | 71279           |                |             | <b>V-8 7.5 L ENG.</b>   |                 |                |             |
|                                      | Return .....  | 71291           |                |             | Pressure; Conventional System.....                              | 71556           |                |             |
|                                      | <b>V-6 2.9 L ENG.</b>   |                 |                |             | Pressure - Hydroboost To Gear; Hydroboost System .....          | 71416           |                |             |
|                                      | Pressure .....  | 71244           |                | ★10"        | Pressure - Pump To Hydroboost; Hydroboost System .....          | 71442           |                |             |
|                                      | Return .....  |                 |                |             | Return; Conventional System .....                               | 91849           |                |             |
|                                      | <b>1987-1986</b>  |                 |                |             | Return - Gear To Pump; Hydroboost System.....                   | 91849           |                |             |
|                                      | <b>4-CYL. 2.0 L ENG.; 4-CYL. 2.3 L ENG.</b>   |                 |                |             | Return - Hydroboost To Pump; Hydroboost System .....            |                 | ★46"           |             |
|                                      | Pressure .....  | 71279           |                |             | <b>1993</b>   |                 |                |             |
|                                      | Return .....  | 71291           |                |             | <b>V-8 7.3 L DIESEL ENG.</b>                                    |                 |                |             |
| <b>LIGHT TRUCKS</b>                  | <b>4-CYL. 2.3 L DIESEL ENG.</b>   |                 |                |             | Pressure; Conventional System.....                              | 91744           |                |             |
|                                      | Pressure .....  | 71277           |                | ⊕41"        | Pressure - Hydroboost To Gear; Hydroboost System .....          | 71416           |                |             |
|                                      | Reservoir .....   |                 |                | ★14"        | Pressure - Pump To Hydroboost; Hydroboost System .....          | 71442           |                |             |
|                                      | Return .....  |                 |                |             | Return; Conventional System .....                               | 91849           |                |             |
|                                      | <b>V-6 2.9 L ENG.</b>   |                 |                |             | Return - Gear To Pump; Hydroboost System.....                   | 91849           |                |             |
|                                      | Pressure .....  | 71244           |                | ★10"        | Return - Hydroboost To Pump; Hydroboost System .....            |                 | ★46"           |             |
|                                      | Return .....  |                 |                |             | <b>1992</b>   |                 |                |             |
|                                      | <b>1985</b>   |                 |                |             | <b>V-8 7.5 L ENG.</b>   |                 |                |             |
|                                      | <b>4-CYL. 2.0 L ENG.; 4-CYL. 2.3 L ENG.</b>   |                 |                |             | Pressure; Conventional System.....                              | 71556           |                |             |
|                                      | Pressure .....  | 71279           |                |             | Pressure - Hydroboost To Gear; Hydroboost System .....          | 71416           |                |             |
|                                      | Return .....  | 71291           |                |             | Pressure - Pump To Hydroboost; Hydroboost System .....          | 71442           |                |             |
|                                      | <b>4-CYL. 2.3 L DIESEL ENG.</b>   |                 |                |             | Return; Conventional System .....                               | 91849           |                |             |
|                                      | Pressure .....  | 71277           |                | ⊕35"        | Return - Gear To Pump; Hydroboost System.....                   | 91849           |                |             |
|                                      | Reservoir .....   |                 |                | ★14"        | Return - Hydroboost To Pump; Hydroboost System .....            |                 | ★46"           |             |
|                                      | Return .....  |                 |                |             | <b>V-8 7.3 L DIESEL ENG.</b>                                    |                 |                |             |
| <b>MEDIUM/HEAVY TRUCKS</b>           | <b>V-6 2.8 L ENG.</b>   |                 |                |             | Pressure; Conventional System; Aug. 1 & Newer .....             | 91744           |                |             |
|                                      | Pressure .....  | 71244           |                | ★10"        | Pressure; Conventional System; Jul. 31 & Older .....            | 71443           |                |             |
|                                      | Return .....  |                 |                |             | Pressure - Hydroboost To Gear; Hydroboost System .....          | 71416           |                |             |
|                                      | <b>1984</b>   |                 |                |             | Pressure - Pump To Hydroboost; Hydroboost System .....          | 71442           |                |             |
|                                      | <b>4-CYL. 2.0 L ENG.; 4-CYL. 2.3 L ENG.</b>   |                 |                |             | Return; Conventional System .....                               |                 | ★12"           |             |
|                                      | Pressure .....  | 71214           |                |             | Return - Gear To Pump; Hydroboost System; Dec. 1 & Newer.....   | 91849           |                |             |
|                                      | Return .....  | 71291           |                |             | Return - Gear To Pump; Hydroboost System; Nov. 30 & Older ..... |                 | ★15"           |             |
|                                      | <b>4-CYL. 2.2 L DIESEL ENG.</b>   |                 |                |             | Return - Hydroboost To Pump; Hydroboost System .....            |                 | ★46"           |             |
|                                      | Pressure .....  | 71214           |                | ⊕           | <b>1991</b>   |                 |                |             |
|                                      | Reservoir .....   |                 |                | ★10"        | <b>V-8 7.3 L DIESEL ENG.</b>                                    |                 |                |             |
|                                      | Return .....  |                 |                |             | Pressure; Conventional System; Aug. 1 & Newer .....             | 91744           |                |             |
|                                      | <b>V-6 2.8 L ENG.</b>   |                 |                |             | Pressure; Conventional System; Jul. 31 & Older .....            | 71443           |                |             |
|                                      | Pressure .....  | 71244           |                | ★8"         | Pressure - Hydroboost To Gear; Hydroboost System .....          | 71416           |                |             |
|                                      | Return .....  |                 |                |             | Pressure - Pump To Hydroboost; Hydroboost System .....          | 71442           |                |             |
|                                      | <b>1983</b>   |                 |                |             | Return; Conventional System .....                               |                 | ★12"           |             |
|                                      | <b>4-CYL. 2.0 L ENG.; 4-CYL. 2.2 L DIESEL ENG.; 4-CYL. 2.3 L ENG.; V-6 2.8 L ENG.</b> |                 |                |             | Return - Gear To Pump; Hydroboost System; Dec. 1 & Newer.....   | 91849           |                |             |
|                                      | Pressure .....  | 71214           |                |             | Return - Gear To Pump; Hydroboost System; Nov. 30 & Older ..... |                 | ★15"           |             |
|                                      | Return .....  |                 |                | ★10"        | Return - Hydroboost To Pump; Hydroboost System .....            |                 | ★46"           |             |

**ILLUSTRATIONS**

\* Cut From C.P.E. 3/8" I.D. Hose: 71350 (48"), 81352 (25').  
 † Cut From S.A.E. 11/32" I.D. Hose: 80062 (12"), 80063 (24"), 80064 (36"), 81353 (25').  
 ★ Cut From S.A.E. 3/8" I.D. Hose: 71224 (24"), 71236 (36"), 71206 (48"), 81206 (25'). May Also Use 3/8" C.P.E.  
 ✦ Cut From S.A.E. 5/8" I.D. Hose: 71351 (36").  
 □ Cut From 1/2" I.D. Suction Hose: 71296 (36"), 81354 (10').  
 ⊕ Cut From 5/8" I.D. Suction Hose: 71207 (42"), 81355 (10').  
 ✧ Cut From 3/4" I.D. Suction Hose: 71297 (36"), 81356 (10').  
 ☆ See Page A14 For Pump or Gear Identification.

② Two Required.  
 ③ Three Required.  
 ④ Four Required.  
 ⊕ Cut To Fit.  
 ✧ Replaces Both Upper and Lower Hose.  
 ▲ 252660 Adaptor Required For Some Models.  
 ✦ See Page A6 For Installation Procedure.



# Power Steering Hose for Light Trucks

| Application  | Assembly Number | Multi-Use Hose | End Fitting | Application   | Assembly Number | Multi-Use Hose | End Fitting |                                      |
|--|-----------------|----------------|-------------|---|-----------------|----------------|-------------|--------------------------------------|
| <b>FORD - Continued</b>                                |                 |                |             | <b>FORD - Continued</b>   |                 |                |             | <b>SYSTEM PUMP &amp; GEAR IDENT.</b> |
| <b>SUPER DUTY PICKUP - Continued</b>                   |                 |                |             | <b>WINDSTAR</b>   |                 |                |             |                                      |
| <b>1992 - Continued</b>                                |                 |                |             | <b>1995</b>   |                 |                |             | <b>SYSTEM &amp; COMPONENT IDENT.</b> |
| <b>V-8 7.5 L ENG.</b>                                  |                 |                |             | <b>V-6 3.0 L ENG.</b>   |                 |                |             |                                      |
| Pressure; Conventional System.....                     | 71556           |                |             | Pressure .....  | 91850           |                |             |                                      |
| Pressure - Hydroboost To Gear; Hydroboost System ..... | 71416           |                |             | Return - Cooler Tube; W/O Finned Cooler.....  | 92129           |                |             |                                      |
| Pressure - Pump To Hydroboost; Hydroboost System ..... | 71442           |                |             | Return - From Gear .....  | 92126           |                |             |                                      |
| Return; Conventional System .....                      | 91849           | ★12"           |             | Return - Pipe To Pump .....   | 92128           |                |             |                                      |
| Return - Gear To Pump; Hydroboost System.....          |                 | ★15"           |             | <b>V-6 3.8 L ENG.</b>   |                 |                |             |                                      |
| Return - Hydroboost To Pump; Hydroboost System .....   |                 | ★46"           |             | Pressure .....  | 91851           |                |             |                                      |
| <b>1991-1990</b>                                       |                 |                |             | Return - Cooler Tube; W/O Finned Cooler.....  |                 |                |             |                                      |
| <b>V-8 7.3 L DIESEL ENG.</b>                           |                 |                |             | Return - From Gear .....  |                 |                |             |                                      |
| Pressure; Conventional System.....                     | 71443           |                |             | Return - To Reservoir.....  | 80354           |                |             |                                      |
| Pressure - Hydroboost To Gear; Hydroboost System ..... | 71416           |                |             | <b>GEO</b>  |                 |                |             |                                      |
| Pressure - Pump To Hydroboost; Hydroboost System ..... | 71442           |                |             | <b>TRACKER</b>  |                 |                |             |                                      |
| Return; Conventional System .....                      |                 | ★12"           |             | <b>1995-1989</b>  |                 |                |             |                                      |
| Return - Gear To Pump; Hydroboost System.....          |                 | ★15"           |             | <b>4-CYL. 1.6 L ENG.</b>  |                 |                |             |                                      |
| Return - Hydroboost To Pump; Hydroboost System .....   |                 | ★46"           |             | Pressure .....  | 80278           |                |             |                                      |
| <b>V-8 7.5 L ENG.</b>                                  |                 |                |             | Reservoir .....   |                 |                |             |                                      |
| Pressure; Conventional System.....                     | 71556           |                |             | Return .....  |                 | ✦              |             |                                      |
| Pressure - Hydroboost To Gear; Hydroboost System ..... | 71416           |                |             | Return - Gear To Reservoir.....   |                 | ★7"            |             |                                      |
| Pressure - Pump To Hydroboost; Hydroboost System ..... | 71442           |                |             | <b>GMC</b>  |                 |                |             |                                      |
| Return; Conventional System .....                      | 91849           | ★12"           |             | IMPORTANT: PLEASE NOTE. To select correct replacement parts, it may be necessary to identify the code character for the engine by looking at the VIN (Vehicle Identification Number) located on the dash panel. For 1981 and newer cars, refer to the 8th digit of VIN for the correct engine code. For 1980 and older cars, refer to the 5th digit of VIN for the correct engine code. |                 |                |             |                                      |
| Return - Gear To Pump; Hydroboost System.....          | 91849           | ★12"           |             | <b>C &amp; K SERIES PICKUP</b>  |                 |                |             |                                      |
| Return - Hydroboost To Pump; Hydroboost System .....   |                 | ★46"           |             | <b>1995</b>   |                 |                |             |                                      |
| <b>V-8 7.3 L DIESEL ENG.</b>                           |                 |                |             | <b>V-6 4.3 L ENG.</b>   |                 |                |             |                                      |
| Pressure; Conventional System.....                     | 71215           |                |             | Pressure .....  | 71667           |                |             |                                      |
| Pressure - Hydroboost To Gear; Hydroboost System ..... | 71416           |                |             | Return; W/O Cooler .....  | ★71417          |                |             |                                      |
| Pressure - Pump To Hydroboost; Hydroboost System ..... | 71415           |                |             | Return - Cooler To Pump; W/Finned Cooler.....   |                 | ★42"           |             |                                      |
| Return; Conventional System .....                      |                 | ★12"           |             | <b>V-8 5.0 L ENG.</b>   |                 |                |             |                                      |
| Return - Gear To Pump; Hydroboost System.....          |                 | ★15"           |             | Pressure .....  | 71668           |                |             |                                      |
| Return - Hydroboost To Pump; Hydroboost System .....   |                 | ★46"           |             | Return; W/O Cooler .....  | ★71417          |                |             |                                      |
| <b>V-8 7.5 L ENG.</b>                                  |                 |                |             | Return - Cooler To Pump; W/Finned Cooler.....   |                 |                |             |                                      |
| Pressure; Conventional System.....                     | 70424           |                |             | <b>V-8 5.7 L ENG.</b>   |                 |                |             |                                      |
| Pressure - Hydroboost To Gear; Hydroboost System ..... | 71416           |                |             | Pressure; Conventional System.....  | 71668           |                |             |                                      |
| Pressure - Pump To Hydroboost; Hydroboost System ..... | 71415           |                |             | Pressure - Hydroboost To Gear; Hydroboost System; 3500HD.....   | 91817           |                |             |                                      |
| Return; Conventional System .....                      |                 | ★12"           |             | Pressure - Hydroboost To Gear; Hydroboost System; Exc. 3500HD .....   | 91814           |                |             |                                      |
| Return - Gear To Pump; Hydroboost System.....          |                 | ★15"           |             | Pressure - Pump To Hydroboost; Hydroboost System .....  | 91815           |                |             |                                      |
| Return - Hydroboost To Pump; Hydroboost System .....   |                 | ★46"           |             | Return; W/O Cooler .....  | ★71417          |                |             |                                      |
| <b>1989-1988</b>                                       |                 |                |             | Return - Cooler To Pump; W/Finned Cooler.....   |                 |                |             |                                      |
| <b>V-8 7.3 L DIESEL ENG.</b>                           |                 |                |             | Return - Hydroboost To Pump; Hydroboost System .....  |                 |                |             |                                      |
| Pressure; Conventional System.....                     | 71215           |                |             |   | 91816           |                |             |                                      |
| Pressure - Hydroboost To Gear; Hydroboost System ..... | 71416           |                |             | <b>V-8 6.5 L DIESEL ENG.</b>  |                 |                |             |                                      |
| Pressure - Pump To Hydroboost; Hydroboost System ..... | 71415           |                |             | Pressure - Hydroboost To Gear; 3500HD .....   | 91817           |                |             |                                      |
| Return; Conventional System .....                      |                 | ★12"           |             | Pressure - Hydroboost To Gear; Exc. 3500HD .....  | 91814           |                |             |                                      |
| Return - Gear To Pump; Hydroboost System.....          |                 | ★15"           |             | <b>C &amp; K SERIES PICKUP</b>  |                 |                |             |                                      |
| Return - Hydroboost To Pump; Hydroboost System .....   |                 | ★46"           |             | <b>1995</b>   |                 |                |             |                                      |

\* Cut From C.P.E. 3/8" I.D. Hose: 71350 (48"), 81352 (25").  
 † Cut From S.A.E. 11/32" I.D. Hose: 80062 (12"), 80063 (24"), 80064 (36"), 81353 (25").  
 ★ Cut From S.A.E. 3/8" I.D. Hose: 71224 (24"), 71236 (36"), 71206 (48"), 81206 (25"). May Also Use 3/8" C.P.E.  
 ✦ Cut From S.A.E. 5/8" I.D. Hose: 71351 (36").  
 □ Cut From 1/2" I.D. Suction Hose: 71296 (36"), 81354 (10').  
 ✧ Cut From 5/8" I.D. Suction Hose: 71207 (42"), 81355 (10').  
 ✨ Cut From 3/4" I.D. Suction Hose: 71297 (36"), 81356 (10').  
 ☆ See Page A14 For Pump or Gear Identification.

② Two Required.  
 ③ Three Required.  
 ④ Four Required.  
 ★ Cut To Fit.  
 ✧ Replaces Both Upper and Lower Hose.  
 ▲ 252660 Adaptor Required For Some Models.  
 ✦ See Page A6 For Installation Procedure.

**SYSTEM PUMP & GEAR IDENT.**

**SYSTEM & COMPONENT IDENT.**

**PASS. CARS**

**LIGHT TRUCKS**

**MEDIUM/HEAVY TRUCKS**

**BUSES**

**HOSE NUMERICAL**

**REPAIR KITS**

**KIT NUMERICAL**

**ILLUSTRATIONS**

# Power Steering Hose for Light Trucks

|                                      | Application   | Assembly Number | Multi-Use Hose | End Fitting | Application   | Assembly Number | Multi-Use Hose | End Fitting |
|--------------------------------------|---|-----------------|----------------|-------------|---|-----------------|----------------|-------------|
| <b>SYSTEM PUMP &amp; GEAR IDENT.</b> | <b>GMC - Continued</b>  |                 |                |             | <b>GMC - Continued</b>  |                 |                |             |
|                                      | <b>C &amp; K SERIES PICKUP - Continued</b>                          |                 |                |             | <b>C &amp; K SERIES PICKUP - Continued</b>                          |                 |                |             |
|                                      | <b>1995 - Continued</b>   |                 |                |             | <b>1994 - Continued</b>   |                 |                |             |
|                                      | <b>V-8 6.5 L DIESEL ENG. - Continued</b>                            |                 |                |             | <b>V-8 7.4 L ENG. - Continued</b>                                   |                 |                |             |
| <b>SYSTEM &amp; COMPONENT IDENT.</b> | Pressure - Pump To Hydroboost.....                                  | 91813           |                |             | Return - Hydroboost To Pump; Hydroboost System .....                | 91818           |                |             |
|                                      | Return - Cooler To Pump .....                                       |                 | *42"           |             |   |                 |                |             |
|                                      | Return - Hydroboost To Pump .....                                   | 91816           |                |             |   |                 |                |             |
|                                      | <b>V-8 7.4 L ENG.</b>   |                 |                |             | <b>1993-1992</b>  |                 |                |             |
|                                      | Pressure; Conventional System.....                                  | 71094           |                |             | <b>V-6 4.3 L ENG.</b>   |                 |                |             |
|                                      | Pressure - Hydroboost To Gear; Hydroboost System; 3500HD .....      | 91817           |                |             | Pressure .....  | 71667           |                |             |
|                                      | Pressure - Hydroboost To Gear; Hydroboost System; Exc. 3500HD ..... | 91814           |                |             | Return; W/O Cooler .....  | ≠71417          |                |             |
| <b>PASS. CARS</b>                    | Pressure - Pump To Hydroboost; Hydroboost System .....              | 91813           |                |             | Return - Cooler To Pump; W/Finned Cooler .....                      |                 | *42"           |             |
|                                      | Return - Cooler To Pump; W/Finned Cooler .....                      |                 | *42"           |             | <b>V-8 5.0 L ENG.</b>   |                 |                |             |
|                                      | Return - Hydroboost To Pump; Hydroboost System .....                | 91816           |                |             | Pressure .....  | 71668           |                |             |
|                                      |   |                 |                |             | Return; W/O Cooler .....  | ≠71417          |                |             |
|                                      |   |                 |                |             | Return - Cooler To Pump; W/Finned Cooler .....                      |                 | *38"           |             |
|                                      | <b>1994</b>   |                 |                |             | <b>V-8 5.7 L ENG.</b>   |                 |                |             |
|                                      | <b>V-6 4.3 L ENG.</b>   |                 |                |             | Pressure; Conventional System.....                                  |                 |                |             |
| <b>LIGHT TRUCKS</b>                  | Pressure .....  | 71667           |                |             | Pressure - Hydroboost To Gear; Hydroboost System; 3500HD .....      | 91731           |                |             |
|                                      | Return; W/O Cooler .....  | ≠71417          |                |             | Pressure - Hydroboost To Gear; Hydroboost System; Exc. 3500HD ..... | 91730           |                |             |
|                                      | Return - Cooler To Pump; W/Finned Cooler .....                      |                 | *42"           |             | Pressure - Pump To Hydroboost; Hydroboost System; 3500HD .....      | 91732           |                |             |
|                                      | <b>V-8 5.0 L ENG.</b>   |                 |                |             | Pressure - Pump To Hydroboost; Hydroboost System; Exc. 3500HD ..... |                 |                |             |
|                                      | Pressure .....  | 71668           |                |             | Return; W/O Cooler .....  | ≠71417          |                |             |
| <b>MEDIUM/HEAVY TRUCKS</b>           | Return; W/O Cooler .....  | ≠71417          |                |             | Return - Cooler To Pump; W/Finned Cooler .....                      |                 | *42"           |             |
|                                      | Return - Cooler To Pump; W/Finned Cooler .....                      |                 | *38"           |             | Return - Hydroboost To Pump; Hydroboost System .....                |                 |                |             |
|                                      | <b>V-8 5.7 L ENG.</b>   |                 |                |             | Pressure; Conventional System.....                                  |                 |                |             |
|                                      | Pressure; Conventional System.....                                  | 71668           |                |             | Pressure - Hydroboost To Gear; Hydroboost System; 3500HD .....      | 91730           |                |             |
|                                      | Pressure - Hydroboost To Gear; Hydroboost System; 3500HD .....      | 91731           |                |             | Pressure - Pump To Hydroboost; 3500HD .....                         | 91733           |                |             |
|                                      | Pressure - Hydroboost To Gear; Hydroboost System; Exc. 3500HD ..... | 91730           |                |             | Pressure - Pump To Hydroboost; Exc. 3500HD .....                    | 91651           |                |             |
| <b>BUSES</b>                         | Pressure - Pump To Hydroboost; Hydroboost System; 3500HD .....      | 91732           |                |             | Return - Cooler To Pump .....                                       |                 | *42"           |             |
|                                      | Pressure - Pump To Hydroboost; Hydroboost System; Exc. 3500HD ..... | 91651           |                |             | Return - Hydroboost To Pump .....                                   | 91818           |                |             |
|                                      | Return; W/O Cooler .....  | ≠71417          |                |             |   |                 |                |             |
|                                      | Return - Cooler To Pump; W/Finned Cooler .....                      |                 | *42"           |             | <b>V-8 7.4 L ENG.</b>   |                 |                |             |
|                                      | Return - Hydroboost To Pump; Hydroboost System .....                | 91818           |                |             | Pressure; Conventional System.....                                  | 71094           |                |             |
|                                      |   |                 |                |             | Pressure - Hydroboost To Gear; Hydroboost System; 3500HD .....      | 91731           |                |             |
|                                      | <b>V-8 6.5 L DIESEL ENG.</b>  |                 |                |             | Pressure - Hydroboost To Gear; Hydroboost System; Exc. 3500HD ..... |                 |                |             |
|                                      | Pressure - Hydroboost To Gear.....                                  | 91730           |                |             | Pressure - Pump To Hydroboost; Hydroboost System; 3500HD .....      | 91733           |                |             |
|                                      | Pressure - Pump To Hydroboost; 3500HD .....                         | 91733           |                |             | Pressure - Pump To Hydroboost; Hydroboost System; Exc. 3500HD ..... | 91651           |                |             |
|                                      | Pressure - Pump To Hydroboost; Exc. 3500HD .....                    | 91651           |                |             | Return - Cooler To Pump; W/Finned Cooler .....                      |                 | *42"           |             |
| <b>HOSE NUMERICAL</b>                | Return - Cooler To Pump .....                                       |                 | *42"           |             | Return - Hydroboost To Pump; Hydroboost System .....                | 91818           |                |             |
|                                      | Return - Hydroboost To Pump; Hydroboost System .....                | 91818           |                |             | <b>1991</b>   |                 |                |             |
|                                      | <b>V-8 7.4 L DIESEL ENG.</b>  |                 |                |             | <b>V-6 4.3 L ENG.</b>   |                 |                |             |
|                                      | Pressure - Hydroboost To Gear.....                                  | 91730           |                |             | Pressure; Conventional System.....                                  | 71667           |                |             |
|                                      | Pressure - Pump To Hydroboost; 3500HD .....                         | 91733           |                |             | Pressure - Hydroboost To Gear; Hydroboost System; 3500HD .....      | 91696           |                |             |
|                                      | Pressure - Pump To Hydroboost; Exc. 3500HD .....                    | 91651           |                |             | Pressure - Hydroboost To Gear; Hydroboost System; Exc. 3500HD ..... | 91659           |                |             |
| <b>REPAIR KITS</b>                   | Return - Cooler To Pump .....                                       |                 | *42"           |             | Pressure - Pump To Hydroboost; Hydroboost System .....              | 91651           |                |             |
|                                      | Return - Hydroboost To Pump .....                                   | 91818           |                |             | Return; W/O Cooler .....  | ≠71417          |                |             |
|                                      | <b>V-8 7.4 L ENG.</b>   |                 |                |             |   |                 |                |             |
|                                      | Pressure; Conventional System.....                                  | 71094           |                |             |   |                 |                |             |
|                                      | Pressure - Hydroboost To Gear; Hydroboost System; 3500HD .....      | 91731           |                |             |   |                 |                |             |
|                                      | Pressure - Hydroboost To Gear; Hydroboost System; Exc. 3500HD ..... | 91730           |                |             |   |                 |                |             |
| <b>KIT NUMERICAL</b>                 | Pressure - Pump To Hydroboost; Hydroboost System; 3500HD .....      | 91733           |                |             |   |                 |                |             |
|                                      | Pressure - Pump To Hydroboost; Hydroboost System; Exc. 3500HD ..... | 91651           |                |             |   |                 |                |             |
|                                      | Return - Cooler To Pump; W/Finned Cooler .....                      |                 | *42"           |             |   |                 |                |             |

- \* Cut From C.P.E. 3/8" I.D. Hose: 71350 (48"), 81352 (25).
- † Cut From S.A.E. 11/32" I.D. Hose: 80062 (12"), 80063 (24"), 80064 (36"), 81353 (25).
- ★ Cut From S.A.E. 3/8" I.D. Hose: 71224 (24"), 71236 (36"), 71206 (48"), 81206 (25). May Also Use 3/8" C.P.E.
- ♣ Cut From S.A.E. 5/8" I.D. Hose: 71351 (36").
- Cut From 1/2" I.D. Suction Hose: 71296 (36"), 81354 (10').
- ♠ Cut From 5/8" I.D. Suction Hose: 71207 (42"), 81355 (10').
- ✱ Cut From 3/4" I.D. Suction Hose: 71297 (36"), 81356 (10').
- ☆ See Page A14 For Pump or Gear Identification.

- Ⓜ Two Required.
- Ⓝ Three Required.
- Ⓞ Four Required.
- ≠ Cut To Fit.
- ⊕ Replaces Both Upper and Lower Hose.
- ▲ 252660 Adaptor Required For Some Models.
- ♣ See Page A6 For Installation Procedure.

# Power Steering Hose for Light Trucks

| Application  | Assembly Number | Multi-Use Hose | End Fitting | Application  | Assembly Number | Multi-Use Hose | End Fitting |
|--|-----------------|----------------|-------------|--|-----------------|----------------|-------------|
| <b>GMC - Continued</b>   |                 |                |             | <b>GMC - Continued</b>   |                 |                |             |
| <b>C &amp; K SERIES PICKUP - Continued</b>                         |                 |                |             | <b>C &amp; K SERIES PICKUP - Continued</b>                         |                 |                |             |
| <b>1991 - Continued</b>  |                 |                |             | <b>1990 - Continued</b>  |                 |                |             |
| <b>V-6 4.3 L ENG. - Continued</b>                                  |                 |                |             | <b>V-8 5.0 L ENG.; V-8 5.7 L ENG. - Continued</b>                  |                 |                |             |
| Return - Cooler To Pump; W/Finned Cooler.....                      |                 | *42"           |             | Pressure - Hydroboost To Gear; Hydroboost System.....              | 91659           |                |             |
| Return - Gear To Cooler; Hydroboost System.....                    |                 | *              |             | Pressure - Pump To Hydroboost; Hydroboost System.....              | 91651           |                |             |
| Return - Hydroboost To Pump; Hydroboost System.....                | 91818           |                |             | Return; W/O Cooler.....  | ≧71417          |                |             |
| <b>V-8 5.0 L ENG.; V-8 5.7 L ENG.</b>                              |                 |                |             | Return - Cooler To Pump; W/Finned Cooler.....                      |                 |                |             |
| Pressure; Conventional System.....                                 | 71668           |                |             | Return - Gear To Cooler; Hydroboost System.....                    |                 | *42"           |             |
| Pressure - Hydroboost To Gear; Hydroboost System; 3500HD.....      | 91696           |                |             | Return - Hydroboost To Pump; Hydroboost System.....                | 91818           | *              |             |
| Pressure - Hydroboost To Gear; Hydroboost System; Exc. 3500HD..... | 91659           |                |             | <b>V-8 6.2 L DIESEL ENG.</b>                                       |                 |                |             |
| Pressure - Pump To Hydroboost; Hydroboost System.....              | 91651           |                |             | Pressure - Hydroboost To Gear.....                                 | 91659           |                |             |
| Return; W/O Cooler.....  | ≧71417          |                |             | Pressure - Pump To Hydroboost.....                                 | 91651           |                |             |
| Return - Cooler To Pump; W/Finned Cooler.....                      |                 | *42"           |             | Return; W/O Cooler.....  | 71417           |                |             |
| Return - Gear To Cooler; Hydroboost System.....                    |                 | *              |             | Return - Cooler To Pump.....                                       |                 | *42"           |             |
| Return - Hydroboost To Pump; Hydroboost System.....                | 91818           |                |             | Return - Gear To Cooler.....                                       |                 | *              |             |
| <b>V-8 6.2 L DIESEL ENG.</b>                                       |                 |                |             | Return - Hydroboost To Pump.....                                   |                 |                |             |
| Pressure - Hydroboost To Gear; 3500HD.....                         | 91696           |                |             | <b>V-8 7.4 L ENG.</b>  |                 |                |             |
| Pressure - Hydroboost To Gear; Exc. 3500HD.....                    | 91659           |                |             | Pressure; Conventional System.....                                 | 71094           |                |             |
| Pressure - Pump To Hydroboost.....                                 | 91651           |                |             | Pressure - Hydroboost To Gear; Hydroboost System.....              | 91659           |                |             |
| Return; W/O Cooler.....  | 71417           |                |             | Pressure - Pump To Hydroboost; Hydroboost System.....              | 91651           |                |             |
| Return - Cooler To Pump.....                                       |                 | *42"           |             | Return - Cooler To Pump; W/Finned Cooler.....                      |                 | *42"           |             |
| Return - Gear To Cooler.....                                       |                 | *              |             | Return - Gear To Cooler; Hydroboost System.....                    |                 | *              |             |
| Return - Hydroboost To Pump.....                                   | 91818           |                |             | Return - Hydroboost To Pump; Hydroboost System.....                | 91818           |                |             |
| <b>V-8 7.4 L ENG.</b>  |                 |                |             | <b>1989</b>  |                 |                |             |
| Pressure; Conventional System.....                                 | 71094           |                |             | <b>V-6 4.3 L ENG.</b>  |                 |                |             |
| Pressure - Hydroboost To Gear; Hydroboost System; 3500HD.....      | 91696           |                |             | Pressure; Conventional System.....                                 | 71667           |                |             |
| Pressure - Hydroboost To Gear; Hydroboost System; Exc. 3500HD..... | 91659           |                |             | Pressure - Hydroboost To Gear; Hydroboost System; Exc. 3500HD..... | 91659           |                |             |
| Pressure - Pump To Hydroboost; Hydroboost System.....              | 91651           |                |             | Pressure - Pump To Hydroboost; Hydroboost System.....              | 91651           |                |             |
| Return - Cooler To Pump; W/Finned Cooler.....                      |                 | *42"           |             | Return; W/O Cooler.....  | ≧71417          |                |             |
| Return - Gear To Cooler; Hydroboost System.....                    |                 | *              |             | Return - Cooler To Pump; W/Finned Cooler.....                      |                 | *42"           |             |
| Return - Hydroboost To Pump; Hydroboost System.....                | 91818           |                |             | Return - Gear To Cooler; Hydroboost System.....                    |                 | *              |             |
| <b>1990</b>  |                 |                |             | Return - Hydroboost To Pump; Hydroboost System.....                |                 |                |             |
| <b>V-6 4.3 L ENG.</b>  |                 |                |             | <b>V-8 5.0 L ENG.; V-8 5.7 L ENG.</b>                              |                 |                |             |
| Pressure; Conventional System.....                                 | 71667           |                |             | Pressure; Conventional System.....                                 | 71668           |                |             |
| Pressure - Hydroboost To Gear; Hydroboost System.....              | 91659           |                |             | Pressure - Hydroboost To Gear; Hydroboost System; Exc. 3500HD..... | 91659           |                |             |
| Pressure - Pump To Hydroboost; Hydroboost System.....              | 91651           |                |             | Pressure - Pump To Hydroboost; Hydroboost System.....              | 91651           |                |             |
| Return; W/O Cooler.....  | ≧71417          |                |             | Return; W/O Cooler.....  | ≧71417          |                |             |
| Return - Cooler To Pump; W/Finned Cooler.....                      |                 | *42"           |             | Return - Cooler To Pump; W/Finned Cooler.....                      |                 | *42"           |             |
| Return - Gear To Cooler; Hydroboost System.....                    |                 | *              |             | Return - Gear To Cooler; Hydroboost System.....                    |                 | *              |             |
| Return - Hydroboost To Pump; Hydroboost System.....                | 91818           |                |             | Return - Hydroboost To Pump; Hydroboost System.....                | 91818           |                |             |
| <b>V-8 5.0 L ENG.; V-8 5.7 L ENG.</b>                              |                 |                |             | <b>V-8 6.2 L DIESEL ENG.</b>                                       |                 |                |             |
| Pressure; Conventional System.....                                 | 71668           |                |             | Pressure - Hydroboost To Gear; Exc. 3500HD.....                    | 91659           |                |             |
| Pressure - Hydroboost To Gear; Hydroboost System; Exc. 3500HD..... | 91659           |                |             | Pressure - Pump To Hydroboost.....                                 | 91651           |                |             |
| Pressure - Pump To Hydroboost; Hydroboost System.....              | 91651           |                |             | Return; W/O Cooler.....  | 71417           |                |             |
| Return; W/O Cooler.....  | ≧71417          |                |             | <b>1991 - Continued</b>  |                 |                |             |
| Return - Cooler To Pump; W/Finned Cooler.....                      |                 | *42"           |             | <b>V-6 4.3 L ENG. - Continued</b>                                  |                 |                |             |
| Return - Gear To Cooler; Hydroboost System.....                    |                 | *              |             | Return - Cooler To Pump; W/Finned Cooler.....                      |                 |                |             |
| Return - Hydroboost To Pump; Hydroboost System.....                | 91818           |                |             | Return - Gear To Cooler; Hydroboost System.....                    |                 |                |             |
| <b>V-8 5.0 L ENG.; V-8 5.7 L ENG.</b>                              |                 |                |             | Return - Hydroboost To Pump; Hydroboost System.....                |                 |                |             |
| Pressure; Conventional System.....                                 | 71668           |                |             | Return - Hydroboost To Pump; Hydroboost System.....                |                 |                |             |

SYSTEM PUMP & GEAR IDENT.

SYSTEM & COMPONENT IDENT.

PASS. CARS

LIGHT TRUCKS

MEDIUM/HEAVY TRUCKS

BUSES

HOSE NUMERICAL

REPAIR KITS

KIT NUMERICAL

ILLUSTRATIONS

\* Cut From C.P.E. 3/8" I.D. Hose: 71350 (48"), 81352 (25').  
 † Cut From S.A.E. 11/32" I.D. Hose: 80062 (12"), 80063 (24"), 80064 (36"), 81353 (25').  
 ★ Cut From S.A.E. 3/8" I.D. Hose: 71224 (24"), 71236 (36"), 71206 (48"), 81206 (25'). May Also Use 3/8" C.P.E.  
 ❖ Cut From S.A.E. 5/8" I.D. Hose: 71351 (36").  
 □ Cut From 1/2" I.D. Suction Hose: 71296 (36"), 81354 (10').  
 ❖ Cut From 5/8" I.D. Suction Hose: 71207 (42"), 81355 (10').  
 \* Cut From 3/4" I.D. Suction Hose: 71297 (36"), 81356 (10').  
 ☆ See Page A14 For Pump or Gear Identification.

② Two Required.  
 ③ Three Required.  
 ④ Four Required.  
 ≧ Cut To Fit.  
 \* Replaces Both Upper and Lower Hose.  
 ▲ 252660 Adaptor Required For Some Models.  
 ❖ See Page A6 For Installation Procedure.

# Power Steering Hose for Light Trucks

|                                      | Application  | Assembly Number | Multi-Use Hose | End Fitting | Application  | Assembly Number | Multi-Use Hose | End Fitting |
|--------------------------------------|--|-----------------|----------------|-------------|--|-----------------|----------------|-------------|
| <b>SYSTEM PUMP &amp; GEAR IDENT.</b> | <b>GMC - Continued</b>                                 |                 |                |             | <b>GMC - Continued</b>                                 |                 |                |             |
|                                      | <b>C &amp; K SERIES PICKUP - Continued</b>             |                 |                |             | <b>C &amp; K SERIES PICKUP - Continued</b>             |                 |                |             |
|                                      | <b>1989 - Continued</b>                                |                 |                |             | <b>1986-1985</b>                                       |                 |                |             |
|                                      | <b>V-8 6.2 L DIESEL ENG. - Continued</b>               |                 |                |             | <b>6-CYL. 4.8 L ENG.</b>                               |                 |                |             |
| <b>SYSTEM &amp; COMPONENT IDENT.</b> | Return - Cooler To Pump .....                          |                 |                | *42"        | Pressure; Conventional System .....                    | 71094           |                |             |
|                                      | Return - Gear To Cooler .....                          |                 |                | *           | Pressure - Hydroboost To Gear; Hydroboost System ..... | 71093           |                |             |
|                                      | Return - Hydroboost To Pump .....                      | 91818           |                |             | Pressure - Pump To Hydroboost; Hydroboost System ..... | 91467           |                |             |
|                                      | <b>V-8 7.4 L ENG.</b>                                  |                 |                |             | Return; Conventional System .....                      |                 |                | *14"        |
|                                      | Pressure; Conventional System .....                    | 71094           |                |             | Return - Gear To Pump; Hydroboost System .....         |                 |                | *24"        |
|                                      | Pressure - Hydroboost To Gear; Hydroboost System ..... | 91659           |                |             | Return - Hydroboost To Pump; Hydroboost System .....   |                 |                | *32"        |
|                                      | Pressure - Pump To Hydroboost; Hydroboost System ..... | 91651           |                |             | <b>V-6 4.3 L ENG.</b>                                  |                 |                |             |
| <b>PASS. CARS</b>                    | Return - Cooler To Pump; W/Finned Cooler .....         |                 |                | *42"        | Pressure .....   | 71270           |                | *18"        |
|                                      | Return - Gear To Cooler; Hydroboost System .....       |                 |                | *           | Return .....   |                 |                |             |
|                                      | Return - Hydroboost To Pump; Hydroboost System .....   | 91818           |                |             | <b>V-8 5.0 L ENG.</b>                                  |                 |                |             |
|                                      | <b>1988</b>  |                 |                |             | Pressure; Optional Hose .....                          | 71402           |                |             |
|                                      | <b>V-6 4.3 L ENG.</b>                                  |                 |                |             | Pressure; Preferred Hose .....                         | 71088           |                |             |
|                                      | Pressure; Conventional System .....                    | 71667           |                |             | Return .....   |                 |                | *12"        |
| <b>LIGHT TRUCKS</b>                  | Pressure - Hydroboost To Gear; Hydroboost System ..... | 91659           |                |             | <b>V-8 5.7 L ENG.</b>                                  |                 |                |             |
|                                      | Pressure - Pump To Hydroboost; Hydroboost System ..... | 91651           |                |             | Pressure; Conventional System; Optional Hose .....     | 71402           |                |             |
|                                      | Return; W/O Cooler .....                               | ≠71417          |                |             | Pressure; Conventional System; Preferred Hose .....    | 71088           |                |             |
|                                      | Return - Cooler To Pump; W/Finned Cooler .....         |                 |                | *42"        | Pressure - Hydroboost To Gear; Hydroboost System ..... | 71093           |                |             |
| <b>MEDIUM/HEAVY TRUCKS</b>           | Return - Gear To Cooler; Hydroboost System .....       |                 |                | *           | Pressure - Pump To Hydroboost; Hydroboost System ..... | 91466           |                | *12"        |
|                                      | Return - Hydroboost To Pump; Hydroboost System .....   | 91818           |                |             | Return; Conventional System .....                      |                 |                | *24"        |
|                                      | <b>V-8 5.0 L ENG.; V-8 5.7 L ENG.</b>                  |                 |                |             | Return - Gear To Pump; Hydroboost System .....         |                 |                | *32"        |
|                                      | Pressure; Conventional System; Early ...               | 71094           |                |             | Return - Hydroboost To Pump; Hydroboost System .....   |                 |                |             |
|                                      | Pressure; Conventional System; Late ...                | 71668           |                |             | <b>V-8 6.2 L DIESEL ENG.</b>                           |                 |                |             |
|                                      | Pressure - Hydroboost To Gear; Hydroboost System ..... | 91659           |                |             | Pressure - Hydroboost To Gear .....                    | 71093           |                |             |
| <b>BUSES</b>                         | Pressure - Pump To Hydroboost; Hydroboost System ..... | 91651           |                |             | Pressure - Pump To Hydroboost .....                    | 91866           |                |             |
|                                      | Return; W/O Cooler .....                               | ≠71417          |                |             | Reservoir .....  |                 |                | ☼           |
|                                      | Return - Cooler To Pump; W/Finned Cooler .....         |                 |                | *42"        | Return - Gear To Pump .....                            |                 |                | *24"        |
|                                      | Return - Gear To Cooler; Hydroboost System .....       |                 |                | *           | Return - Hydroboost To Pump .....                      |                 |                | *32"        |
|                                      | Return - Hydroboost To Pump; Hydroboost System .....   | 91818           |                |             | <b>V-8 7.4 L ENG.</b>                                  |                 |                |             |
|                                      | <b>V-8 6.2 L DIESEL ENG.</b>                           |                 |                |             | Pressure; Conventional System .....                    | 71148           |                |             |
|                                      | Pressure - Hydroboost To Gear .....                    | 91659           |                |             | Pressure - Hydroboost To Gear; Hydroboost System ..... | 71093           |                |             |
|                                      | Pressure - Pump To Hydroboost .....                    | 91651           |                |             | Pressure - Pump To Hydroboost; Hydroboost System ..... | 91469           |                |             |
|                                      | Return; W/O Cooler .....                               | 71417           |                |             | Reservoir; Conventional System .....                   |                 |                | ☼           |
|                                      | Return - Cooler To Pump .....                          |                 |                | *42"        | Reservoir; Hydroboost System .....                     |                 |                | ☼           |
|                                      | Return - Gear To Cooler .....                          |                 |                | *           | Return; Conventional System .....                      |                 |                | *13"        |
|                                      | Return - Hydroboost To Pump .....                      | 91818           |                |             | Return - Gear To Pump; Hydroboost System .....         |                 |                | *24"        |
| <b>REPAIR KITS</b>                   | <b>V-8 7.4 L ENG.</b>                                  |                 |                |             | Return - Hydroboost To Pump; Hydroboost System .....   |                 |                | *32"        |
|                                      | Pressure; Conventional System .....                    | 71094           |                |             | <b>1984-1982</b>                                       |                 |                |             |
|                                      | Pressure - Hydroboost To Gear; Hydroboost System ..... | 91659           |                |             | <b>6-CYL. 4.1 L ENG.</b>                               |                 |                |             |
|                                      | Pressure - Pump To Hydroboost; Hydroboost System ..... | 91651           |                |             | Pressure; Conventional System;                         |                 |                |             |
|                                      | Return - Cooler To Pump; W/Finned Cooler .....         |                 |                | *42"        | W/Chassis Cab .....                                    | 71094           |                |             |
|                                      | Return - Gear To Cooler; Hydroboost System .....       |                 |                | *           | Pressure; Conventional System; W/O Chassis Cab .....   | 71092           |                |             |
|                                      | Return - Hydroboost To Pump; Hydroboost System .....   | 91818           |                |             | Pressure - Hydroboost To Gear; Hydroboost System ..... | 71093           |                |             |
| <b>KIT NUMERICAL</b>                 | <b>V-8 6.2 L DIESEL ENG.</b>                           |                 |                |             | Pressure - Pump To Hydroboost; Hydroboost System ..... | 91467           |                |             |
|                                      | Pressure - Hydroboost To Gear .....                    | 91659           |                |             | Reservoir; Conventional System .....                   |                 |                | ☼           |
|                                      | Pressure - Pump To Hydroboost .....                    | 91651           |                |             | Reservoir; Hydroboost System .....                     |                 |                | ☼           |
|                                      | Return; W/O Cooler .....                               | 71417           |                |             | Return; Conventional System .....                      |                 |                | *13"        |
|                                      | Return - Cooler To Pump .....                          |                 |                | *42"        | Return - Gear To Pump; Hydroboost System .....         |                 |                | *24"        |
|                                      | Return - Gear To Cooler .....                          |                 |                | *           | Return - Hydroboost To Pump; Hydroboost System .....   |                 |                | *32"        |
|                                      | Return - Hydroboost To Pump .....                      | 91818           |                |             | <b>1984-1982</b>                                       |                 |                |             |
|                                      | <b>V-8 7.4 L ENG.</b>                                  |                 |                |             | <b>6-CYL. 4.1 L ENG.</b>                               |                 |                |             |
|                                      | Pressure; Conventional System .....                    | 71094           |                |             | Pressure; Conventional System;                         |                 |                |             |
|                                      | Pressure - Hydroboost To Gear; Hydroboost System ..... | 91659           |                |             | W/Chassis Cab .....                                    | 71094           |                |             |
|                                      | Pressure - Pump To Hydroboost; Hydroboost System ..... | 91651           |                |             | Pressure; Conventional System; W/O Chassis Cab .....   | 71092           |                |             |
|                                      | Return - Cooler To Pump; W/Finned Cooler .....         |                 |                | *42"        | Pressure - Hydroboost To Gear; Hydroboost System ..... | 71093           |                |             |
|                                      | Return - Gear To Cooler; Hydroboost System .....       |                 |                | *           | Pressure - Pump To Hydroboost; Hydroboost System ..... | 91467           |                |             |
|                                      | Return - Hydroboost To Pump; Hydroboost System .....   | 91818           |                |             | Return; Conventional System .....                      |                 |                | *20"        |

**ILLUSTRATIONS**

\* Cut From C.P.E. 3/8" I.D. Hose: 71350 (48"), 81352 (25').  
 † Cut From S.A.E. 11/32" I.D. Hose: 80062 (12"), 80063 (24"), 80064 (36"), 81353 (25').  
 ★ Cut From S.A.E. 3/8" I.D. Hose: 71224 (24"), 71236 (36"), 71206 (48"), 81206 (25'). May Also Use 3/8" C.P.E.  
 ♣ Cut From S.A.E. 5/8" I.D. Hose: 71351 (36").  
 □ Cut From 1/2" I.D. Suction Hose: 71296 (36"), 81354 (10').  
 ♠ Cut From 5/8" I.D. Suction Hose: 71207 (42"), 81355 (10').  
 ✱ Cut From 3/4" I.D. Suction Hose: 71297 (36"), 81356 (10').  
 ☆ See Page A14 For Pump or Gear Identification.

Ⓜ Two Required.  
 Ⓝ Three Required.  
 Ⓞ Four Required.  
 ≍ Cut To Fit.  
 ☼ Replaces Both Upper and Lower Hose.  
 ▲ 252660 Adaptor Required For Some Models.  
 ♣ See Page A6 For Installation Procedure.

# Power Steering Hose for Light Trucks

| Application  | Assembly Number | Multi-Use Hose | End Fitting | Application  | Assembly Number | Multi-Use Hose | End Fitting |                                      |
|--|-----------------|----------------|-------------|--|-----------------|----------------|-------------|--------------------------------------|
| <b>GMC - Continued</b>                                 |                 |                |             | <b>GMC - Continued</b>                                 |                 |                |             | <b>SYSTEM PUMP &amp; GEAR IDENT.</b> |
| <b>C &amp; K SERIES PICKUP - Continued</b>             |                 |                |             | <b>C &amp; K SERIES PICKUP - Continued</b>             |                 |                |             |                                      |
| <b>1984-1982 - Continued</b>                           |                 |                |             | <b>1981 - Continued</b>                                |                 |                |             | <b>SYSTEM &amp; COMPONENT IDENT.</b> |
| <b>6-CYL. 4.1 L ENG. - Continued</b>                   |                 |                |             | <b>6-CYL. 4.1 L ENG. - Continued</b>                   |                 |                |             |                                      |
| Return - Gear To Pump; Hydroboost System.....          |                 | *24"           |             | Return - Hydroboost To Pump; Hydroboost System .....   |                 | *32"           |             |                                      |
| Return - Hydroboost To Pump; Hydroboost System .....   |                 | *32"           |             |  |                 |                |             |                                      |
| <b>6-CYL. 4.8 L ENG.</b>                               |                 |                |             | <b>6-CYL. 4.8 L ENG.</b>                               |                 |                |             |                                      |
| Pressure; Conventional System.....                     | 71094           |                |             | Pressure; Conventional System.....                     | 71094           |                |             |                                      |
| Pressure - Hydroboost To Gear; Hydroboost System ..... | 71093           |                |             | Pressure - Hydroboost To Gear; Hydroboost System ..... | 71093           |                |             |                                      |
| Pressure - Pump To Hydroboost; Hydroboost System ..... | 91467           |                |             | Pressure - Pump To Hydroboost; Hydroboost System ..... | 91467           |                |             |                                      |
| Return; Conventional System .....                      |                 | *20"           |             | Return; Conventional System .....                      |                 | *18"           |             |                                      |
| Return - Gear To Pump; Hydroboost System.....          |                 | *24"           |             | Return - Gear To Pump; Hydroboost System.....          |                 | *24"           |             |                                      |
| Return - Hydroboost To Pump; Hydroboost System .....   |                 | *32"           |             | Return - Hydroboost To Pump; Hydroboost System .....   |                 | *32"           |             |                                      |
| <b>V-8 5.0 L ENG.</b>                                  |                 |                |             | <b>V-8 5.0 L ENG.; V-8 6.6 L ENG. (CANADA)</b>         |                 |                |             |                                      |
| Pressure; Optional Hose.....                           | 71402           |                |             | Pressure; Optional Hose.....                           | 71402           |                |             |                                      |
| Pressure; Preferred Hose .....                         | 71088           |                |             | Pressure; Preferred Hose .....                         | 71088           |                |             |                                      |
| Return .....   |                 | *20"           |             | Return .....   |                 | *24"           | 39106       |                                      |
| <b>V-8 5.7 L ENG.</b>                                  |                 |                |             | <b>V-8 5.7 L ENG.</b>                                  |                 |                |             | <b>LIGHT TRUCKS</b>                  |
| Pressure; Conventional System; Optional Hose .....     | 71402           |                |             | Pressure; Conventional System; Optional Hose .....     | 71402           |                |             |                                      |
| Pressure; Conventional System; Preferred Hose .....    | 71088           |                |             | Pressure; Conventional System; Preferred Hose .....    | 71088           |                |             |                                      |
| Pressure - Hydroboost To Gear; Hydroboost System ..... | 71093           |                |             | Pressure - Hydroboost To Gear; Hydroboost System ..... | 71093           |                |             |                                      |
| Pressure - Pump To Hydroboost; Hydroboost System ..... | 91466           |                |             | Pressure - Pump To Hydroboost; Hydroboost System ..... | 91466           |                |             |                                      |
| Return; Conventional System .....                      |                 | *20"           |             | Return; Conventional System .....                      |                 | *24"           | 39106       |                                      |
| Return - Gear To Pump; Hydroboost System.....          |                 | *24"           |             | Return - Gear To Pump; Hydroboost System.....          |                 | *24"           |             |                                      |
| Return - Hydroboost To Pump; Hydroboost System .....   |                 | *32"           |             | Return - Hydroboost To Pump; Hydroboost System .....   |                 | *32"           |             |                                      |
| <b>V-8 6.2 L DIESEL ENG.</b>                           |                 |                |             | <b>V-8 5.7 L DIESEL ENG.</b>                           |                 |                |             | <b>BUSES</b>                         |
| Pressure - Hydroboost To Gear.....                     | 71093           |                |             | Pressure - Hydroboost To Gear.....                     | 71093           |                |             |                                      |
| Pressure - Pump To Hydroboost.....                     | 91866           |                |             | Pressure - Pump To Hydroboost.....                     | 91468           |                |             |                                      |
| Reservoir .....  |                 | ☼              |             | Reservoir .....  |                 | ☼              |             |                                      |
| Return - Gear To Pump.....                             |                 | *24"           |             | Return - Gear To Pump.....                             |                 | *24"           |             |                                      |
| Return - Hydroboost To Pump .....                      |                 | *32"           |             | Return - Hydroboost To Pump .....                      |                 | *32"           |             |                                      |
| <b>V-8 7.4 L ENG.</b>                                  |                 |                |             | <b>V-8 7.4 L ENG.</b>                                  |                 |                |             | <b>HOSE NUMERICAL</b>                |
| Pressure; Conventional System.....                     | 71148           |                |             | Pressure; Conventional System.....                     | 71148           |                |             |                                      |
| Pressure - Hydroboost To Gear; Hydroboost System ..... | 71093           |                |             | Pressure - Hydroboost To Gear; Hydroboost System ..... | 71093           |                |             |                                      |
| Pressure - Pump To Hydroboost; Hydroboost System ..... | 91469           |                |             | Pressure - Pump To Hydroboost; Hydroboost System ..... | 91469           |                |             |                                      |
| Reservoir; Hydroboost System .....                     |                 | ☼              |             | Reservoir; Hydroboost System .....                     |                 | ☼              | 39106       |                                      |
| Return; Conventional System .....                      |                 | *13"           |             | Return; Conventional System .....                      |                 | *24"           |             |                                      |
| Return - Gear To Pump; Hydroboost System.....          |                 | *24"           |             | Return - Gear To Pump; Hydroboost System.....          |                 | *24"           |             |                                      |
| Return - Hydroboost To Pump; Hydroboost System .....   |                 | *32"           |             | Return - Hydroboost To Pump; Hydroboost System .....   |                 | *32"           |             |                                      |
| <b>1981</b>  |                 |                |             | <b>1980</b>  |                 |                |             | <b>REPAIR KITS</b>                   |
| <b>6-CYL. 4.1 L ENG.</b>                               |                 |                |             | <b>6-CYL. 4.1 L ENG.</b>                               |                 |                |             |                                      |
| Pressure; Conventional System.....                     | 71092           |                |             | Pressure; Conventional System.....                     | 71092           |                |             |                                      |
| Pressure - Hydroboost To Gear; Hydroboost System ..... | 71093           |                |             | Pressure - Hydroboost To Gear; Hydroboost System ..... | 71093           |                |             |                                      |
| Pressure - Pump To Hydroboost; Hydroboost System ..... | 91467           |                |             | Pressure - Pump To Hydroboost; Hydroboost System ..... | 91467           |                |             |                                      |
| Return; Conventional System .....                      |                 | *18"           |             | Return; Conventional System .....                      |                 | *18"           |             |                                      |
| Return - Gear To Pump; Hydroboost System.....          |                 | *24"           |             | Return - Gear To Pump; Hydroboost System.....          |                 | *24"           |             |                                      |
|  |                 |                |             | Return - Hydroboost To Pump; Hydroboost System .....   |                 | *32"           |             |                                      |

\* Cut From C.P.E. 3/8" I.D. Hose: 71350 (48"), 81352 (25").  
 † Cut From S.A.E. 1 1/32" I.D. Hose: 80062 (12"), 80063 (24"), 80064 (36"), 81353 (25").  
 ★ Cut From S.A.E. 3/8" I.D. Hose: 71224 (24"), 71236 (36"), 71206 (48"), 81206 (25"). May Also Use 3/8" C.P.E.  
 ♣ Cut From S.A.E. 5/8" I.D. Hose: 71351 (36").  
 □ Cut From 1/2" I.D. Suction Hose: 71296 (36"), 81354 (10').  
 ♠ Cut From 5/8" I.D. Suction Hose: 71207 (42"), 81355 (10').  
 ✱ Cut From 3/4" I.D. Suction Hose: 71297 (36"), 81356 (10').  
 ☆ See Page A14 For Pump or Gear Identification.

② Two Required.  
 ③ Three Required.  
 ④ Four Required.  
 ☼ Cut To Fit.  
 ☼ Replaces Both Upper and Lower Hose.  
 ▲ 252660 Adaptor Required For Some Models.  
 ♣ See Page A6 For Installation Procedure.

**ILLUSTRATIONS**



# Power Steering Hose for Light Trucks

|                                      | Application  | Assembly Number | Multi-Use Hose | End Fitting | Application   | Assembly Number | Multi-Use Hose | End Fitting |
|--------------------------------------|--|-----------------|----------------|-------------|---|-----------------|----------------|-------------|
| <b>SYSTEM PUMP &amp; GEAR IDENT.</b> | <b>GMC - Continued</b>                                 |                 |                |             | <b>GMC - Continued</b>  |                 |                |             |
|                                      | <b>C &amp; K SERIES PICKUP - Continued</b>             |                 |                |             | <b>C &amp; K SERIES PICKUP - Continued</b>                      |                 |                |             |
|                                      | <b>1980 - Continued</b>                                |                 |                |             | <b>1979 - Continued</b>   |                 |                |             |
|                                      | <b>6-CYL. 4.8 L ENG.</b>                               |                 |                |             | <b>V-8 350 ENG.</b>   |                 |                |             |
| <b>SYSTEM &amp; COMPONENT IDENT.</b> | Pressure; Conventional System.....                     | 71094           |                |             | Pressure; Conventional System.....                              | 80147           |                |             |
|                                      | Pressure - Hydroboost To Gear; Hydroboost System ..... | 71093           |                |             | Pressure - Hydroboost To Gear; Hydroboost System .....          | 70924           |                |             |
|                                      | Pressure - Pump To Hydroboost; Hydroboost System ..... | 91467           |                |             | Pressure - Pump To Hydroboost; Hydroboost System .....          | 91570           |                |             |
|                                      | Return; Conventional System .....                      |                 | ★18"           |             | Return; Conventional System .....                               | ≠<70518         | ★22"           | 39135       |
|                                      | Return - Gear To Pump; Hydroboost System.....          |                 | ★24"           |             | Return - Gear To Pump; Hydroboost System.....                   |                 | ★34"           |             |
|                                      | Return - Hydroboost To Pump; Hydroboost System .....   |                 | ★32"           |             | Return - Hydroboost To Pump; Hydroboost System .....            |                 | ★42"           |             |
| <b>PASS. CARS</b>                    | <b>V-8 5.0 L ENG.; V-8 6.6 L ENG.</b>                  |                 |                |             | <b>V-8 350 DIESEL ENG.</b>                                      |                 |                |             |
|                                      | Pressure; Optional Hose.....                           | 71402           |                |             | Pressure; Conventional System.....                              | 80147           |                |             |
|                                      | Pressure; Preferred Hose .....                         | 71088           |                |             | Pressure - Hydroboost To Gear; Hydroboost System .....          | 70924           |                |             |
|                                      | Return.....  |                 | ★24"           | 39106       | Pressure - Pump To Hydroboost; Hydroboost System .....          | 91494           |                |             |
|                                      | <b>V-8 5.7 L ENG.</b>                                  |                 |                |             | Return; Conventional System .....                               | ≠<70518         | ★22"           | 39135       |
|                                      | Pressure; Conventional System; Optional Hose .....     | 71402           |                |             | Return - Gear To Pump; Hydroboost System.....                   |                 | ★34"           |             |
| <b>LIGHT TRUCKS</b>                  | Pressure; Conventional System; Preferred Hose .....    | 71088           |                |             | Return - Hydroboost To Pump; Hydroboost System .....            |                 | ★42"           |             |
|                                      | Pressure - Hydroboost To Gear; Hydroboost System ..... | 71093           |                |             | <b>V-8 454 ENG.</b>   |                 |                |             |
|                                      | Pressure - Pump To Hydroboost; Hydroboost System ..... | 91466           |                |             | Pressure; Conventional System.....                              | 71032           |                |             |
|                                      | Return; Conventional System .....                      |                 | ★24"           | 39106       | Pressure - Hydroboost To Gear; Hydroboost System .....          | 70924           |                |             |
|                                      | Return - Gear To Pump; Hydroboost System.....          |                 | ★24"           |             | Pressure - Pump To Hydroboost; Hydroboost System .....          | 91571           |                |             |
|                                      | Return - Hydroboost To Pump; Hydroboost System .....   |                 | ★32"           |             | Return; Conventional System .....                               | ≠<70177         | ★9"            | 39135       |
| <b>MEDIUM/HEAVY TRUCKS</b>           | <b>V-8 5.7 L DIESEL ENG.</b>                           |                 |                |             | Return - Gear To Pump; Hydroboost System.....                   |                 |                |             |
|                                      | Pressure - Hydroboost To Gear.....                     | 71093           |                |             | Return - Hydroboost To Pump; Hydroboost System .....            |                 | ★34"           |             |
|                                      | Pressure - Pump To Hydroboost.....                     | 91468           |                |             | Return - Hydroboost To Pump; Hydroboost System .....            |                 | ★42"           |             |
|                                      | Reservoir .....  |                 | ✳              |             | <b>1978</b>   |                 |                |             |
|                                      | Return - Gear To Pump.....                             |                 | ★24"           |             | <b>6-CYL. 250 ENG.; 6-CYL. 292 ENG.</b>                         |                 |                |             |
|                                      | Return - Hydroboost To Pump .....                      |                 | ★32"           |             | Pressure; Conventional System;                                  |                 |                |             |
| <b>BUSES</b>                         | <b>V-8 7.4 L ENG.</b>                                  |                 |                |             | W/Calif. Emission System.....                                   |                 |                |             |
|                                      | Pressure; Conventional System.....                     | 71148           |                |             | Pressure; Conventional System; W/O Calif. Emission System ..... | 70260           |                |             |
|                                      | Pressure - Hydroboost To Gear; Hydroboost System ..... | 71093           |                |             | Pressure - Hydroboost To Gear; Hydroboost System .....          | 70910           |                |             |
|                                      | Pressure - Pump To Hydroboost; Hydroboost System ..... | 91469           |                |             | Pressure - Pump To Hydroboost; Hydroboost System .....          | 70924           |                |             |
|                                      | Reservoir; Hydroboost System .....                     |                 | ✳              |             | Pressure - Pump To Hydroboost; Hydroboost System .....          | 91571           |                |             |
|                                      | Return; Conventional System .....                      |                 | ★24"           | 39106       | Return; Conventional System; W/Calif. Emission System.....      |                 | ★18"           |             |
|                                      | Return - Gear To Pump; Hydroboost System.....          |                 | ★24"           |             | Return; Conventional System; W/O Calif. Emission System .....   | ≠<70518         | ★22"           | 39859       |
|                                      | Return - Hydroboost To Pump; Hydroboost System .....   |                 | ★32"           |             | Return - Gear To Pump; Hydroboost System.....                   |                 | ★34"           |             |
|                                      |  |                 |                |             | Return - Hydroboost To Pump; Hydroboost System .....            |                 | ★42"           |             |
| <b>HOSE NUMERICAL</b>                | <b>1979</b>  |                 |                |             | <b>V-8 305 ENG.; V-8 400 ENG.</b>                               |                 |                |             |
|                                      | <b>6-CYL. 250 ENG.; 6-CYL. 292 ENG.</b>                |                 |                |             | Pressure .....  |                 |                |             |
|                                      | Pressure; Conventional System.....                     | 70910           |                |             | Return .....  | ≠<70518         | ★22"           | 39135       |
|                                      | Pressure - Hydroboost To Gear; Hydroboost System ..... | 70924           |                |             | <b>V-8 350 ENG.</b>   |                 |                |             |
|                                      | Pressure - Pump To Hydroboost; Hydroboost System ..... | 91571           |                |             | Pressure; Conventional System.....                              | 70911           |                |             |
|                                      | Return; Conventional System .....                      | ≠<70518         | ★22"           | 39859       | Pressure - Hydroboost To Gear; Hydroboost System .....          | 70924           |                |             |
|                                      | Return - Gear To Pump; Hydroboost System.....          |                 | ★34"           |             | Pressure - Pump To Hydroboost; Hydroboost System .....          | 91570           |                |             |
|                                      | Return - Hydroboost To Pump; Hydroboost System .....   |                 | ★42"           |             | Return; Conventional System .....                               | ≠<70518         | ★22"           | 39135       |
|                                      | <b>V-8 305 ENG.; V-8 400 ENG.</b>                      |                 |                |             | Return - Gear To Pump; Hydroboost System.....                   |                 | ★34"           |             |
|                                      | Pressure .....   | 80147           |                |             | <b>1978</b>   |                 |                |             |
|                                      | Return.....  | ≠<70518         | ★22"           | 39135       | <b>6-CYL. 250 ENG.; 6-CYL. 292 ENG.</b>                         |                 |                |             |
|                                      |  |                 |                |             | Pressure; Conventional System;                                  |                 |                |             |
|                                      |  |                 |                |             | W/Calif. Emission System.....                                   | 70260           |                |             |
|                                      |  |                 |                |             | Pressure; Conventional System; W/O Calif. Emission System ..... | 70910           |                |             |
|                                      |  |                 |                |             | Pressure - Hydroboost To Gear; Hydroboost System .....          | 70924           |                |             |
|                                      |  |                 |                |             | Pressure - Pump To Hydroboost; Hydroboost System .....          | 91571           |                |             |
|                                      |  |                 |                |             | Return; Conventional System; W/Calif. Emission System.....      |                 | ★18"           |             |
|                                      |  |                 |                |             | Return; Conventional System; W/O Calif. Emission System .....   | ≠<70518         | ★22"           | 39859       |
|                                      |  |                 |                |             | Return - Gear To Pump; Hydroboost System.....                   |                 | ★34"           |             |
|                                      |  |                 |                |             | Return - Hydroboost To Pump; Hydroboost System .....            |                 | ★42"           |             |
|                                      |  |                 |                |             | <b>V-8 305 ENG.; V-8 400 ENG.</b>                               |                 |                |             |
|                                      |  |                 |                |             | Pressure .....  | 70911           |                |             |
|                                      |  |                 |                |             | Return .....  | ≠<70518         | ★22"           | 39135       |
|                                      |  |                 |                |             | <b>V-8 350 ENG.</b>   |                 |                |             |
|                                      |  |                 |                |             | Pressure; Conventional System.....                              | 70911           |                |             |
|                                      |  |                 |                |             | Pressure - Hydroboost To Gear; Hydroboost System .....          | 70924           |                |             |
|                                      |  |                 |                |             | Pressure - Pump To Hydroboost; Hydroboost System .....          | 91570           |                |             |
|                                      |  |                 |                |             | Return; Conventional System .....                               | ≠<70518         | ★22"           | 39135       |
|                                      |  |                 |                |             | Return - Gear To Pump; Hydroboost System.....                   |                 | ★34"           |             |
|                                      |  |                 |                |             |   |                 |                |             |

**ILLUSTRATIONS**

✳ Cut From C.P.E. 3/8" I.D. Hose: 71350 (48"), 81352 (25').  
 † Cut From S.A.E. 11/32" I.D. Hose: 80062 (12"), 80063 (24"), 80064 (36"), 81353 (25').  
 ★ Cut From S.A.E. 3/8" I.D. Hose: 71224 (24"), 71236 (36"), 71206 (48"), 81206 (25'). May Also Use 3/8" C.P.E.  
 ♣ Cut From S.A.E. 5/8" I.D. Hose: 71351 (36").  
 □ Cut From 1/2" I.D. Suction Hose: 71296 (36"), 81354 (10').  
 ♠ Cut From 5/8" I.D. Suction Hose: 71207 (42"), 81355 (10').  
 ✳ Cut From 3/4" I.D. Suction Hose: 71297 (36"), 81356 (10').  
 ☆ See Page A14 For Pump or Gear Identification.

Ⓜ Two Required.  
 Ⓝ Three Required.  
 Ⓞ Four Required.  
 ≠ Cut To Fit.  
 Ⓢ Replaces Both Upper and Lower Hose.  
 ▲ 252660 Adaptor Required For Some Models.  
 ♣ See Page A6 For Installation Procedure.

# Power Steering Hose for Light Trucks

| Application  | Assembly Number | Multi-Use Hose | End Fitting | Application  | Assembly Number | Multi-Use Hose | End Fitting |                                      |
|--|-----------------|----------------|-------------|--|-----------------|----------------|-------------|--------------------------------------|
| <b>GMC - Continued</b>                                 |                 |                |             | <b>GMC - Continued</b>                                 |                 |                |             | <b>SYSTEM PUMP &amp; GEAR IDENT.</b> |
| <b>C &amp; K SERIES PICKUP - Continued</b>             |                 |                |             | <b>C &amp; K SERIES PICKUP - Continued</b>             |                 |                |             |                                      |
| <b>1978 - Continued</b>                                |                 |                |             | <b>1976-1975</b>                                       |                 |                |             | <b>SYSTEM &amp; COMPONENT IDENT.</b> |
| <b>V-8 350 ENG. - Continued</b>                        |                 |                |             | <b>6-CYL. 250 ENG.; 6-CYL. 292 ENG.</b>                |                 |                |             |                                      |
| Return - Hydroboost To Pump; Hydroboost System .....   |                 | ★42"           |             | Pressure; Conventional System.....                     | 70910           |                |             |                                      |
| <b>V-8 350 DIESEL ENG.</b>                             |                 |                |             | Pressure - Hydroboost To Gear; Hydroboost System ..... | 70924           |                |             |                                      |
| Pressure; Conventional System.....                     | 70911           |                |             | Return; Conventional System .....                      | ★<70629         | ★22"           | 39859       |                                      |
| Pressure - Hydroboost To Gear; Hydroboost System ..... | 70924           |                |             | Return - Cooler To Tee; Hydroboost System.....         |                 | ★              |             |                                      |
| Pressure - Pump To Hydroboost; Hydroboost System ..... | 91494           |                |             | Return - Gear To Cooler; Hydroboost System.....        |                 | ★              |             |                                      |
| Return; Conventional System .....                      | ★<70518         | ★22"           | 39135       | Return - Hydroboost To Tee; Hydroboost System .....    |                 | ★30"           |             |                                      |
| Return - Gear To Pump; Hydroboost System.....          |                 | ★34"           |             | Return - Tee To Pump; Hydroboost System.....           |                 | ★12"           |             |                                      |
| Return - Hydroboost To Pump; Hydroboost System .....   |                 | ★42"           |             | <b>V-8 350 ENG.</b>                                    |                 |                |             |                                      |
| <b>V-8 454 ENG.</b>                                    |                 |                |             | Pressure; Conventional System.....                     | 70911           |                |             |                                      |
| Pressure; Conventional System.....                     | 71032           |                |             | Pressure - Hydroboost To Gear; Hydroboost System ..... | 70924           |                |             |                                      |
| Pressure - Hydroboost To Gear; Hydroboost System ..... | 70924           |                |             | Pressure - Pump To Hydroboost; Hydroboost System ..... | 91570           |                |             |                                      |
| Pressure - Pump To Hydroboost; Hydroboost System ..... | 91571           |                |             | Return; Conventional System .....                      | ★<70551         | ★22"           | 39135       |                                      |
| Return; Conventional System .....                      | ★<70177         | ★9"            | 39135       | Return - Cooler To Tee; Hydroboost System.....         |                 | ★              |             |                                      |
| Return - Gear To Pump; Hydroboost System.....          |                 | ★34"           |             | Return - Gear To Cooler; Hydroboost System.....        |                 | ★              |             |                                      |
| Return - Hydroboost To Pump; Hydroboost System .....   |                 | ★42"           |             | Return - Hydroboost To Tee; Hydroboost System .....    |                 | ★30"           |             |                                      |
| <b>1977</b>  |                 |                |             | Return - Tee To Pump; Hydroboost System.....           |                 | ★12"           |             |                                      |
| <b>6-CYL. 250 ENG.; 6-CYL. 292 ENG.</b>                |                 |                |             | <b>V-8 400 ENG.</b>                                    |                 |                |             |                                      |
| Pressure; Conventional System.....                     | 70910           |                |             | Pressure .....   | 70911           |                |             |                                      |
| Pressure - Hydroboost To Gear; Hydroboost System ..... | 70924           |                |             | Return .....   | ★<70551         | ★22"           | 39135       |                                      |
| Pressure - Pump To Hydroboost; Hydroboost System ..... | 91571           |                |             | <b>V-8 454 ENG.</b>                                    |                 |                |             |                                      |
| Return; Conventional System .....                      | ★<70518         | ★22"           | 39859       | Pressure; Conventional System.....                     | 70911           |                |             |                                      |
| Return - Gear To Pump; Hydroboost System.....          |                 | ★34"           |             | Pressure - Hydroboost To Gear; Hydroboost System ..... | 70924           |                |             |                                      |
| Return - Hydroboost To Pump; Hydroboost System .....   |                 | ★42"           |             | Pressure - Pump To Hydroboost; Hydroboost System ..... | 91571           |                |             |                                      |
| <b>V-8 305 ENG.; V-8 400 ENG.</b>                      |                 |                |             | Return; Conventional System .....                      | ★<70551         | ★22"           | 39135       |                                      |
| Pressure .....   | 70911           |                |             | Return - Cooler To Tee; Hydroboost System.....         |                 | ★              |             |                                      |
| Return .....   | ★<70518         | ★22"           | 39135       | Return - Gear To Cooler; Hydroboost System.....        |                 | ★              |             |                                      |
| <b>V-8 350 ENG.</b>                                    |                 |                |             | Return - Hydroboost To Tee; Hydroboost System .....    |                 | ★30"           |             |                                      |
| Pressure; Conventional System.....                     | 70911           |                |             | Return - Tee To Pump; Hydroboost System.....           |                 | ★12"           |             |                                      |
| Pressure - Hydroboost To Gear; Hydroboost System ..... | 70924           |                |             | <b>1974</b>  |                 |                |             |                                      |
| Pressure - Pump To Hydroboost; Hydroboost System ..... | 91570           |                |             | <b>6-CYL. 250 ENG.; 6-CYL. 292 ENG.</b>                |                 |                |             |                                      |
| Return; Conventional System .....                      | ★<70518         | ★22"           | 39135       | Pressure; Conventional System.....                     | 70910           |                |             |                                      |
| Return - Gear To Pump; Hydroboost System.....          |                 | ★34"           |             | Pressure - Hydroboost To Gear; Hydroboost System ..... | 70924           |                |             |                                      |
| Return - Hydroboost To Pump; Hydroboost System .....   |                 | ★42"           |             | Pressure - Pump To Hydroboost; Hydroboost System ..... | 91569           |                |             |                                      |
| <b>V-8 454 ENG.</b>                                    |                 |                |             | Return; Conventional System .....                      | ★<70629         | ★22"           | 39859       |                                      |
| Pressure; Conventional System.....                     | 71032           |                |             | Return - Cooler To Tee; Hydroboost System.....         |                 | ★              |             |                                      |
| Pressure - Hydroboost To Gear; Hydroboost System ..... | 70924           |                |             | Return - Gear To Cooler; Hydroboost System.....        |                 | ★              |             |                                      |
| Pressure - Pump To Hydroboost; Hydroboost System ..... | 91571           |                |             | Return - Hydroboost To Tee; Hydroboost System .....    |                 | ★30"           |             |                                      |
| Return; Conventional System .....                      | ★<70177         | ★9"            | 39135       | Return - Tee To Pump; Hydroboost System.....           |                 | ★12"           |             |                                      |
| Return - Gear To Pump; Hydroboost System.....          |                 | ★34"           |             |  |                 |                |             |                                      |
| Return - Hydroboost To Pump; Hydroboost System .....   |                 | ★42"           |             |  |                 |                |             |                                      |

\* Cut From C.P.E. 3/8" I.D. Hose: 71350 (48"), 81352 (25").  
 † Cut From S.A.E. 11/32" I.D. Hose: 80062 (12"), 80063 (24"), 80064 (36"), 81353 (25").  
 ★ Cut From S.A.E. 3/8" I.D. Hose: 71224 (24"), 71236 (36"), 71206 (48"), 81206 (25"). May Also Use 3/8" C.P.E.  
 ❖ Cut From S.A.E. 5/8" I.D. Hose: 71351 (36").  
 □ Cut From 1/2" I.D. Suction Hose: 71296 (36"), 81354 (10').  
 ❖ Cut From 5/8" I.D. Suction Hose: 71207 (42"), 81355 (10').  
 \* Cut From 3/4" I.D. Suction Hose: 71297 (36"), 81356 (10').  
 ☆ See Page A14 For Pump or Gear Identification.

② Two Required.  
 ③ Three Required.  
 ④ Four Required.  
 ★< Cut To Fit.  
 ★ Replaces Both Upper and Lower Hose.  
 ▲ 252660 Adaptor Required For Some Models.  
 ❖ See Page A6 For Installation Procedure.

**SYSTEM PUMP & GEAR IDENT.**

**SYSTEM & COMPONENT IDENT.**

**PASS. CARS**

**LIGHT TRUCKS**

**MEDIUM/HEAVY TRUCKS**

**BUSES**

**HOSE NUMERICAL**

**REPAIR KITS**

**KIT NUMERICAL**

**ILLUSTRATIONS**

# Power Steering Hose for Light Trucks

|                                      | Application  | Assembly Number | Multi-Use Hose | End Fitting | Application   | Assembly Number | Multi-Use Hose | End Fitting |
|--------------------------------------|--|-----------------|----------------|-------------|---|-----------------|----------------|-------------|
| <b>SYSTEM PUMP &amp; GEAR IDENT.</b> | <b>GMC - Continued</b>                                 |                 |                |             | <b>GMC - Continued</b>  |                 |                |             |
|                                      | <b>C &amp; K SERIES PICKUP - Continued</b>             |                 |                |             | <b>C &amp; K SERIES PICKUP - Continued</b>  |                 |                |             |
|                                      | <b>1974 - Continued</b>                                |                 |                |             | <b>1972 - Continued</b>   |                 |                |             |
|                                      | <b>6-CYL. 250 ENG.; 6-CYL. 292 ENG. - Continued</b>    |                 |                |             | <b>V-8 307 ENG.; V-8 350 ENG.; V-8 402 ENG.</b>   |                 |                |             |
| <b>SYSTEM &amp; COMPONENT IDENT.</b> | Return - Tee To Pump; Hydroboost System.....           |                 | ★              |             | Pressure; W/Female Pressure Port.....   | 70917           |                |             |
|                                      | <b>V-8 350 ENG.; V-8 454 ENG.</b>                      |                 |                |             | Pressure; W/Male Pressure Port.....   | 71065           |                |             |
|                                      | Pressure; Conventional System.....                     | 70911           |                |             | Return; C Series .....  |                 | ★30"           |             |
|                                      | Pressure - Hydroboost To Gear; Hydroboost System ..... | 70924           |                |             | Return; K Series.....   |                 | ★28"           |             |
|                                      | Pressure - Pump To Hydroboost; Hydroboost System ..... | 91569           |                |             | <b>1971</b>   |                 |                |             |
|                                      | Return; Conventional System.....                       | ≧70551          | ★22"           | 39135       | <b>6-CYL. 250 ENG.; 6-CYL. 292 ENG.; V-8 307 ENG.; V-8 350 ENG.; V-8 402 ENG.</b>               |                 |                |             |
| <b>PASS. CARS</b>                    | Return - Cooler To Tee; Hydroboost System.....         |                 | ★              |             | Pressure; W/Female Pressure Port.....   | 70917           |                |             |
|                                      | Return - Gear To Cooler; Hydroboost System.....        |                 | ★              |             | Pressure; W/Male Pressure Port.....   | 71065           |                |             |
|                                      | Return - Hydroboost To Tee; Hydroboost System .....    |                 | ★              |             | Return; C Series .....  |                 | ★30"           |             |
|                                      | Return - Tee To Pump; Hydroboost System.....           |                 | ★              |             | Return; K Series.....   |                 | ★28"           |             |
|                                      | <b>1973</b>  |                 |                |             | <b>1970</b>   |                 |                |             |
| <b>LIGHT TRUCKS</b>                  | <b>6-CYL. 250 ENG.; 6-CYL. 292 ENG.</b>                |                 |                |             | <b>6-CYL. 250 ENG.; 6-CYL. 292 ENG.; V-8 307 ENG.; V-8 350 ENG.; V-8 402 ENG.</b>               |                 |                |             |
|                                      | Pressure; Conventional System.....                     | 70910           |                |             | Pressure; W/Female Pressure Port.....   | 70917           |                |             |
|                                      | Pressure - Hydroboost To Gear; Hydroboost System ..... | 70924           |                |             | Pressure; W/Male Pressure Port.....   | 71065           |                |             |
|                                      | Pressure - Pump To Hydroboost; Hydroboost System ..... | 91569           |                |             | Return; C Series .....  |                 | ★30"           |             |
|                                      | Return; Conventional System.....                       | ≧70629          | ★22"           | 39859       | Return; K Series.....   |                 | ★28"           |             |
| <b>MEDIUM/HEAVY TRUCKS</b>           | Return - Cooler To Tee; Hydroboost System.....         |                 | ★              |             | <b>V-8 396 ENG.</b>   |                 |                |             |
|                                      | Return - Gear To Cooler; Hydroboost System.....        |                 | ★              |             | Pressure; C Series; W/Female Pressure Port.....   | 70917           |                |             |
|                                      | Return - Hydroboost To Tee; Hydroboost System .....    |                 | ★              |             | Pressure; C Series; W/Male Pressure Port.....   | 71308           |                |             |
|                                      | Return - Tee To Pump; Hydroboost System.....           |                 | ★              |             | Pressure; K Series .....  | 71065           |                |             |
|                                      | <b>V-8 307 ENG.; V-8 350 ENG.; V-8 454 ENG.</b>        |                 |                |             |   |                 |                |             |
|                                      | Pressure; Conventional System.....                     | 70911           |                |             | Return; C Series .....  |                 | ★30"           |             |
|                                      | Pressure - Hydroboost To Gear; Hydroboost System ..... | 70924           |                |             | Return; K Series.....   |                 | ★28"           |             |
|                                      | Pressure - Pump To Hydroboost; Hydroboost System ..... | 91569           |                |             | <b>1969</b>   |                 |                |             |
|                                      | Return; Conventional System.....                       | ≧70551          | ★22"           | 39135       | <b>6-CYL. 250 ENG.; 6-CYL. 292 ENG.; V-6 305 ENG.; V-8 307 ENG.; V-8 350 ENG.; V-8 396 ENG.</b> |                 |                |             |
|                                      | Return - Cooler To Tee; Hydroboost System.....         |                 | ★              |             | Pressure; W/Integral P.S.; W/Female Pressure Port.....  | 70917           |                |             |
|                                      | Return - Gear To Cooler; Hydroboost System.....        |                 | ★              |             | Pressure; W/Integral P.S.; W/Male Pressure Port.....  | 71065           |                |             |
|                                      | Return - Hydroboost To Tee; Hydroboost System .....    |                 | ★              |             | Return; C Series; W/Integral P.S. ....  |                 | ★30"           |             |
|                                      | Return - Tee To Pump; Hydroboost System.....           |                 | ★              |             | Return; K Series; W/Integral P.S.....   |                 | ★28"           |             |
| <b>BUSES</b>                         | <b>V-8 307 ENG.; V-8 350 ENG.; V-8 454 ENG.</b>        |                 |                |             | <b>1968</b>   |                 |                |             |
|                                      | Pressure; Conventional System.....                     | 70911           |                |             | <b>6-CYL. 250 ENG.; 6-CYL. 292 ENG.; V-6 305 ENG.; V-8 307 ENG.; V-8 327 ENG.; V-8 396 ENG.</b> |                 |                |             |
|                                      | Pressure - Hydroboost To Gear; Hydroboost System ..... | 70924           |                |             | Pressure; W/Integral P.S.; W/Female Pressure Port.....  | 70917           |                |             |
|                                      | Pressure - Pump To Hydroboost; Hydroboost System ..... | 91569           |                |             | Pressure; W/Integral P.S.; W/Male Pressure Port.....  | 71065           |                |             |
|                                      | Return; Conventional System.....                       | ≧70551          | ★22"           | 39135       | Return .....  |                 | ★              |             |
|                                      | Return - Cooler To Tee; Hydroboost System.....         |                 | ★              |             | <b>1967</b>   |                 |                |             |
|                                      | Return - Gear To Cooler; Hydroboost System.....        |                 | ★              |             | <b>6-CYL. 250 ENG.; 6-CYL. 292 ENG.; V-6 305 ENG.; V-8 283 ENG.</b>                             |                 |                |             |
|                                      | Return - Hydroboost To Tee; Hydroboost System .....    |                 | ★              |             | Return .....  |                 | ★              |             |
|                                      | Return - Tee To Pump; Hydroboost System.....           |                 | ★              |             | <b>1966</b>   |                 |                |             |
|                                      | <b>1972</b>  |                 |                |             | <b>6-CYL. 230 ENG.; 6-CYL. 250 ENG.; 6-CYL. 292 ENG.; V-6 305 ENG.</b>                          |                 |                |             |
|                                      | <b>6-CYL. 250 ENG.</b>                                 |                 |                |             |   |                 |                |             |
|                                      | Pressure; W/Female Pressure Port.....                  | 70917           |                |             | Return .....  |                 | ★              |             |
|                                      | Pressure; W/Male Pressure Port.....                    | 71065           |                |             | <b>1972</b>   |                 |                |             |
|                                      | Return; C Series .....                                 |                 | ★30"           |             | <b>6-CYL. 250 ENG.</b>  |                 |                |             |
|                                      | Return; K Series.....                                  |                 | ★28"           |             | Pressure; W/Female Pressure Port.....   | 70917           |                |             |
|                                      | <b>6-CYL. 292 ENG.</b>                                 |                 |                |             | Pressure; W/Male Pressure Port.....   | 71065           |                |             |
|                                      | Pressure; W/Female Pressure Port.....                  | 70917           |                |             | Return; C Series .....  |                 | ★30"           |             |
|                                      | Pressure; W/Male Pressure Port.....                    | 71065           |                |             | Return; K Series.....   |                 | ★30"           |             |
|                                      | Return; C Series .....                                 |                 | ★30"           |             |   |                 |                |             |
|                                      | Return; K Series.....                                  |                 | ★30"           |             |   |                 |                |             |

**ILLUSTRATIONS**

\* Cut From C.P.E. 3/8" I.D. Hose: 71350 (48"), 81352 (25').  
 † Cut From S.A.E. 11/32" I.D. Hose: 80062 (12"), 80063 (24"), 80064 (36"), 81353 (25').  
 ★ Cut From S.A.E. 3/8" I.D. Hose: 71224 (24"), 71236 (36"), 71206 (48"), 81206 (25'). May Also Use 3/8" C.P.E.  
 ♣ Cut From S.A.E. 5/8" I.D. Hose: 71351 (36").  
 □ Cut From 1/2" I.D. Suction Hose: 71296 (36"), 81354 (10').  
 ✦ Cut From 5/8" I.D. Suction Hose: 71207 (42"), 81355 (10').  
 ✧ Cut From 3/4" I.D. Suction Hose: 71297 (36"), 81356 (10').  
 ☆ See Page A14 For Pump or Gear Identification.

Ⓜ Two Required.  
 Ⓝ Three Required.  
 Ⓞ Four Required.  
 ≧ Cut To Fit.  
 ♣ Replaces Both Upper and Lower Hose.  
 ▲ 252660 Adaptor Required For Some Models.  
 ✦ See Page A6 For Installation Procedure.

# Power Steering Hose for Light Trucks

| Application                            | Assembly Number | Multi-Use Hose | End Fitting | Application                                       | Assembly Number | Multi-Use Hose | End Fitting |
|--|-----------------|----------------|-------------|---|-----------------|----------------|-------------|
| <b>GMC - Continued</b>                 |                 |                |             | <b>GMC - Continued</b>                            |                 |                |             |
| <b>CABALLERO</b>                       |                 |                |             | <b>CABALLERO - Continued</b>                      |                 |                |             |
| <b>1987-1986</b>                       |                 |                |             | <b>1981 - Continued</b>                           |                 |                |             |
| <b>V-6 4.3 L ENG.</b>                  |                 |                |             | <b>V-8 4.4 L ENG.; V-8 5.0 L ENG. - Continued</b> |                 |                |             |
| Pressure; W/A.C.....                   | 70419           |                |             | Return .....                                      |                 | *24"           | 39106       |
| Pressure; W/O A.C.....                 | 71043           |                |             |   |                 |                |             |
| Return .....                           |                 | *12"           |             |   |                 |                |             |
| <b>V-8 5.0 L ENG.</b>                  |                 |                |             | <b>1980</b>                                       |                 |                |             |
| Pressure; W/O A.C.....                 | 71074           |                |             | <b>V-6 3.8 L ENG.</b>                             |                 |                |             |
| Pressure - Pump To Tee; W/A.C.....     | 70404           |                |             | Pressure; Eng. VIN K; W/O Calif. Emis-            |                 |                |             |
| Pressure - Tee To Gear; W/A.C.....     | 39138           |                |             | sion System.....                                  |                 |                |             |
| Return; W/O A.C.....                   |                 | *12"           |             | 71043   |                 |                |             |
| Return - Pump To Tee; W/A.C.....       |                 | *11"           |             | Pressure; W/A.P.; Eng. VIN A; W/Calif.            |                 |                |             |
|  |                 |                |             | Emission System.....                              |                 |                |             |
|  |                 |                |             | 71072   |                 |                |             |
|  |                 |                |             | Pressure; W/O A.P.; W/Flared Fitting;             |                 |                |             |
|  |                 |                |             | Eng. VIN A; W/Calif. Emission Sys-                |                 |                |             |
|  |                 |                |             | tem.....  |                 |                |             |
|  |                 |                |             | 70247   |                 |                |             |
|  |                 |                |             | Pressure; W/O A.P.; W/O-Ring Fitting;             |                 |                |             |
|  |                 |                |             | Eng. VIN A; W/Calif. Emission Sys-                |                 |                |             |
|  |                 |                |             | tem.....  |                 |                |             |
|  |                 |                |             | 71042   |                 |                |             |
|  |                 |                |             | Return; Eng. VIN A; W/Calif. Emission             |                 |                |             |
|  |                 |                |             | System.....                                       |                 |                |             |
|  |                 |                |             | *18"  |                 |                |             |
|  |                 |                |             | Return; Eng. VIN K; W/O Calif. Emis-              |                 |                |             |
|  |                 |                |             | sion System.....                                  |                 |                |             |
|  |                 |                |             | *30"  |                 |                |             |
|  |                 |                |             | 39106   |                 |                |             |
|  |                 |                |             | <b>V-8 4.4 L ENG.; V-8 5.0 L ENG.</b>             |                 |                |             |
|  |                 |                |             | Pressure .....                                    |                 |                |             |
|  |                 |                |             | 71074   |                 |                |             |
|  |                 |                |             | Return .....                                      |                 |                |             |
|  |                 |                |             | *20"  |                 |                |             |
|  |                 |                |             | 39106   |                 |                |             |
| <b>1985</b>                            |                 |                |             | <b>1979</b>                                       |                 |                |             |
| <b>V-6 4.3 L ENG.</b>                  |                 |                |             | <b>V-6 200 ENG.</b>                               |                 |                |             |
| Pressure .....                         | 71043           |                |             | Pressure; W/Flared Fitting.....                   |                 |                |             |
| Return .....                           |                 | *12"           |             | 80116   |                 |                |             |
|  |                 |                |             | 71043   |                 |                |             |
|  |                 |                |             | Pressure; W/O-Ring Fitting.....                   |                 |                |             |
|  |                 |                |             | 80141   |                 |                |             |
|  |                 |                |             | Return .....                                      |                 |                |             |
|  |                 |                |             | *18"  |                 |                |             |
|  |                 |                |             | 39859   |                 |                |             |
|  |                 |                |             | <b>V-6 231 ENG.</b>                               |                 |                |             |
|  |                 |                |             | Pressure .....                                    |                 |                |             |
|  |                 |                |             | 71072   |                 |                |             |
|  |                 |                |             | Return .....                                      |                 |                |             |
|  |                 |                |             | *18"  |                 |                |             |
|  |                 |                |             | 39859   |                 |                |             |
|  |                 |                |             | <b>V-8 267 ENG.; V-8 305 ENG.; V-8 350 ENG.</b>   |                 |                |             |
|  |                 |                |             | Pressure; W/A.C.....                              |                 |                |             |
|  |                 |                |             | 80141   |                 |                |             |
|  |                 |                |             | Pressure; W/O A.C.....                            |                 |                |             |
|  |                 |                |             | 70260   |                 |                |             |
|  |                 |                |             | Return .....                                      |                 |                |             |
|  |                 |                |             | *20"  |                 |                |             |
|  |                 |                |             | 39135   |                 |                |             |
| <b>V-8 5.0 L ENG.</b>                  |                 |                |             | <b>1978</b>                                       |                 |                |             |
| Pressure .....                         | 71074           |                |             | <b>V-6 200 ENG.</b>                               |                 |                |             |
| Return .....                           |                 | *12"           |             | Pressure .....                                    |                 |                |             |
|  |                 |                |             | 70247   |                 |                |             |
|  |                 |                |             | Return .....                                      |                 |                |             |
|  |                 |                |             | *20"  |                 |                |             |
|  |                 |                |             | 39135   |                 |                |             |
|  |                 |                |             | <b>V-6 231 ENG.</b>                               |                 |                |             |
|  |                 |                |             | Pressure; W/A.P.....                              |                 |                |             |
|  |                 |                |             | 80137   |                 |                |             |
|  |                 |                |             | Pressure; W/O A.P.....                            |                 |                |             |
|  |                 |                |             | 70247   |                 |                |             |
|  |                 |                |             | Return .....                                      |                 |                |             |
|  |                 |                |             | *18"  |                 |                |             |
|  |                 |                |             | 39859   |                 |                |             |
|  |                 |                |             | <b>V-8 305 ENG.; V-8 350 ENG.</b>                 |                 |                |             |
|  |                 |                |             | Pressure; W/A.C.....                              |                 |                |             |
|  |                 |                |             | 80141   |                 |                |             |
|  |                 |                |             | Pressure; W/O A.C.....                            |                 |                |             |
|  |                 |                |             | 70260   |                 |                |             |
|  |                 |                |             | Return .....                                      |                 |                |             |
|  |                 |                |             | *20"  |                 |                |             |
|  |                 |                |             | 39135   |                 |                |             |
| <b>1982</b>                            |                 |                |             | <b>G SERIES VAN</b>                               |                 |                |             |
| <b>V-6 3.8 L ENG.</b>                  |                 |                |             | <b>1995-1994</b>                                  |                 |                |             |
| Pressure; Eng. VIN A; W/Calif. Emis-   | 80138           |                |             | <b>V-6 4.3 L ENG.</b>                             |                 |                |             |
| sion System.....                       |                 |                |             | Pressure .....                                    |                 |                |             |
| Pressure; Eng. VIN K; W/O Calif. Emis- | 71043           |                |             | 71790   |                 |                |             |
| sion System.....                       |                 |                |             | Return; W/O Cooler.....                           |                 |                |             |
| Return; Eng. VIN A; W/Calif. Emission  |                 |                |             | 80054   |                 |                |             |
| System.....                            |                 | *13"           |             | <b>V-8 5.0 L ENG.</b>                             |                 |                |             |
| Return; Eng. VIN K; W/O Calif. Emis-   |                 | *18"           |             | Pressure .....                                    |                 |                |             |
| sion System.....                       |                 |                |             | 71789   |                 |                |             |
|  |                 |                |             | Reservoir .....                                   |                 |                |             |
|  |                 |                |             | 80168   |                 |                |             |
|  |                 |                |             | Return; W/Cooler.....                             |                 |                |             |
|  |                 |                |             | *18"  |                 |                |             |
|  |                 |                |             | 39135   |                 |                |             |
|  |                 |                |             | <b>V-8 4.4 L ENG.; V-8 5.0 L ENG.</b>             |                 |                |             |
| Pressure .....                         | 71074           |                |             | Return; W/O Cooler.....                           |                 |                |             |
| Return .....                           |                 | *12"           |             | 80054   |                 |                |             |
|  |                 |                |             |   |                 |                |             |
| <b>1981</b>                            |                 |                |             |   |                 |                |             |
| <b>V-6 3.8 L ENG.</b>                  |                 |                |             |   |                 |                |             |
| Pressure; Eng. VIN A; W/Calif. Emis-   | 71072           |                |             |   |                 |                |             |
| sion System.....                       |                 |                |             |   |                 |                |             |
| Pressure; Eng. VIN K; W/O Calif. Emis- | 71043           |                |             |   |                 |                |             |
| sion System.....                       |                 |                |             |   |                 |                |             |
| Return .....                           |                 | *18"           | 39106       |   |                 |                |             |
|  |                 |                |             |   |                 |                |             |
| <b>V-8 4.4 L ENG.; V-8 5.0 L ENG.</b>  |                 |                |             |   |                 |                |             |
| Pressure .....                         | 71074           |                |             |   |                 |                |             |

SYSTEM PUMP & GEAR IDENT.

SYSTEM & COMPONENT IDENT.

PASS. CARS

LIGHT TRUCKS

MEDIUM/HEAVY TRUCKS

BUSES

HOSE NUMERICAL

REPAIR KITS

KIT NUMERICAL

ILLUSTRATIONS

\* Cut From C.P.E. 3/8" I.D. Hose: 71350 (48"), 81352 (25').  
 † Cut From S.A.E. 11/32" I.D. Hose: 80062 (12"), 80063 (24"), 80064 (36"), 81353 (25').  
 ★ Cut From S.A.E. 3/8" I.D. Hose: 71224 (24"), 71236 (36"), 71206 (48"), 81206 (25'). May Also Use 3/8" C.P.E.  
 ♣ Cut From S.A.E. 5/8" I.D. Hose: 71351 (36").  
 □ Cut From 1/2" I.D. Suction Hose: 71296 (36"), 81354 (10').  
 ♠ Cut From 5/8" I.D. Suction Hose: 71207 (42"), 81355 (10').  
 ✱ Cut From 3/4" I.D. Suction Hose: 71297 (36"), 81356 (10').  
 ☆ See Page A14 For Pump or Gear Identification.

Ⓜ Two Required.  
 Ⓝ Three Required.  
 Ⓞ Four Required.  
 Ⓢ Cut To Fit.  
 Ⓠ Replaces Both Upper and Lower Hose.  
 ▲ 252660 Adaptor Required For Some Models.  
 ♣ See Page A6 For Installation Procedure.





# Power Steering Hose for Light Trucks

| Application  | Assembly Number | Multi-Use Hose | End Fitting | Application  | Assembly Number | Multi-Use Hose | End Fitting |
|--|-----------------|----------------|-------------|--|-----------------|----------------|-------------|
| <b>GMC - Continued</b>   |                 |                |             | <b>GMC - Continued</b>   |                 |                |             |
| <b>G SERIES VAN - Continued</b>  |                 |                |             | <b>G SERIES VAN - Continued</b>  |                 |                |             |
| <b>1991-1990 - Continued</b>   |                 |                |             | <b>1989 - Continued</b>  |                 |                |             |
| <b>V-8 5.7 L ENG. - Continued</b>  |                 |                |             | <b>V-8 6.2 L DIESEL ENG.</b>   |                 |                |             |
| Return - Gear To Pump; Hydroboost System; W/Cooler .....                         | 91899           |                |             | Pressure - Hydroboost To Gear .....  | 71232           |                |             |
| Return - Gear To Pump; Hydroboost System; W/O Cooler .....                       |                 | *16"           |             | Pressure - Pump To Hydroboost; W/Brake Warning System .....                                  | 70402           |                |             |
| Return - Hydroboost To Reservoir; Hydroboost System .....                        |                 | *12"           |             | Pressure - Pump To Hydroboost; W/O Brake Warning System .....                                | 70406           | *18"           | *12"        |
| <b>V-8 6.2 L DIESEL ENG.</b>   |                 |                |             | <b>V-8 7.4 L ENG.</b>  |                 |                |             |
| Pressure - Hydroboost To Gear .....  | 71770           |                |             | Pressure; Conventional System .....  | 70422           |                |             |
| Pressure - Pump To Hydroboost; W/Brake Warning System .....                      | 70402           |                |             | Pressure - Hydroboost To Gear; Hydroboost System .....                                       | 71232           |                |             |
| Pressure - Pump To Hydroboost; W/O Brake Warning System .....                    | 70406           |                |             | Pressure - Pump To Hydroboost; Hydroboost System; W/Brake Warning System .....               | 70405           |                |             |
| Return - Gear To Pump .....  |                 | *18"           |             | Pressure - Pump To Hydroboost; Hydroboost System; W/O Brake Warning System .....             | 70407           |                |             |
| Return - Hydroboost To Reservoir .....   |                 | *12"           |             | Return; Conventional System; W/O Cooler .....  |                 | *14"           |             |
| <b>V-8 7.4 L ENG.</b>  |                 |                |             | <b>1988</b>  |                 |                |             |
| Pressure; Conventional System .....  | 70422           |                |             | <b>V-6 4.3 L ENG.</b>  |                 |                |             |
| Pressure - Hydroboost To Gear; Hydroboost System .....                           | 71770           |                |             | Pressure .....   | 71669           |                |             |
| Pressure - Pump To Hydroboost; Hydroboost System; W/Brake Warning System .....   | 70405           |                |             | Return .....   |                 | *19"           |             |
| Pressure - Pump To Hydroboost; Hydroboost System; W/O Brake Warning System ..... | 70407           |                |             | <b>V-8 5.0 L ENG.</b>  |                 |                |             |
| Return; Conventional System; W/O Cooler .....                                    |                 | *14"           |             | Pressure .....   | 70422           |                |             |
| Return - Cooler To Pump; Conventional System .....                               |                 | *16"           |             | Reservoir .....  | 80168           |                |             |
| Return - Gear To Pump; Hydroboost System; W/O Cooler .....                       |                 | *16"           |             | Return .....   |                 | *14"           |             |
| Return - Hydroboost To Reservoir; Hydroboost System .....                        |                 | *12"           |             | <b>V-8 5.7 L ENG.</b>  |                 |                |             |
| <b>1989</b>  |                 |                |             | <b>V-8 5.7 L ENG.</b>  |                 |                |             |
| <b>V-6 4.3 L ENG.</b>  |                 |                |             | Pressure; Conventional System .....  | 70422           |                |             |
| Pressure .....   | 71669           |                |             | Pressure - Hydroboost To Gear; Hydroboost System .....                                       | 71232           |                |             |
| Return .....   |                 | *19"           |             | Pressure - Pump To Hydroboost; Hydroboost System; Eng. VIN M .....                           | 70416           |                |             |
| <b>V-8 5.0 L ENG.</b>  |                 |                |             | Pressure - Pump To Hydroboost; Hydroboost System; W/Brake Warning System; Eng. VIN K .....   | 70405           |                |             |
| Pressure .....   | 70422           |                |             | Pressure - Pump To Hydroboost; Hydroboost System; W/O Brake Warning System; Eng. VIN K ..... | 70407           |                |             |
| Reservoir .....  | 80168           |                |             | Reservoir; Conventional System .....   | 80168           |                |             |
| Return .....   |                 | *14"           |             | Return; Conventional System; W/O Cooler .....  |                 | *14"           |             |
| <b>V-8 5.7 L ENG.</b>  |                 |                |             | Return - Cooler To Pump; Conventional System .....   | 91899           |                |             |
| Pressure; Conventional System .....  | 70422           |                |             | Return - Gear To Pump; Hydroboost System; W/Cooler .....                                     | 91899           |                |             |
| Pressure - Hydroboost To Gear; Hydroboost System .....                           | 71232           |                |             | Return - Gear To Pump; Hydroboost System; W/O Cooler .....                                   |                 | *16"           |             |
| Pressure - Pump To Hydroboost; Hydroboost System; W/Brake Warning System .....   | 70405           |                |             | Return - Hydroboost To Reservoir; Hydroboost System .....                                    |                 | *12"           |             |
| Pressure - Pump To Hydroboost; Hydroboost System; W/O Brake Warning System ..... | 70407           |                |             | <b>V-8 6.2 L DIESEL ENG.</b>   |                 |                |             |
| Reservoir; Conventional System .....   | 80168           |                |             | Pressure - Hydroboost To Gear .....  | 71232           |                |             |
| Return; Conventional System; W/O Cooler .....                                    |                 | *14"           |             | Pressure - Pump To Hydroboost; W/Brake Warning System .....                                  | 70402           |                |             |
| Return - Cooler To Pump; Conventional System .....                               | 91899           |                |             | Pressure - Pump To Hydroboost; W/O Brake Warning System .....                                | 70406           |                |             |
| Return - Gear To Pump; Hydroboost System; W/Cooler .....                         | 91899           |                |             |  |                 |                |             |
| Return - Gear To Pump; Hydroboost System; W/O Cooler .....                       |                 | *16"           |             |  |                 |                |             |
| Return - Hydroboost To Reservoir; Hydroboost System .....                        |                 | *12"           |             |  |                 |                |             |

**SYSTEM PUMP & GEAR IDENT.**

**SYSTEM & COMPONENT IDENT.**

**PASS. CARS**

**LIGHT TRUCKS**

**MEDIUM/HEAVY TRUCKS**

**BUSES**

**HOSE NUMERICAL**

**REPAIR KITS**

**KIT NUMERICAL**

**ILLUSTRATIONS**

\* Cut From C.P.E. 3/8" I.D. Hose: 71350 (48"), 81352 (25').  
 † Cut From S.A.E. 11/32" I.D. Hose: 80062 (12"), 80063 (24"), 80064 (36"), 81353 (25').  
 ★ Cut From S.A.E. 3/8" I.D. Hose: 71224 (24"), 71236 (36"), 71206 (48"), 81206 (25'). May Also Use 3/8" C.P.E.  
 ♣ Cut From S.A.E. 5/8" I.D. Hose: 71351 (36").  
 □ Cut From 1/2" I.D. Suction Hose: 71296 (36"), 81354 (10').  
 ♠ Cut From 5/8" I.D. Suction Hose: 71207 (42"), 81355 (10').  
 \* Cut From 3/4" I.D. Suction Hose: 71297 (36"), 81356 (10').  
 ☆ See Page A14 For Pump or Gear Identification.

② Two Required.  
 ③ Three Required.  
 ④ Four Required.  
 ≍ Cut To Fit.  
 \* Replaces Both Upper and Lower Hose.  
 ▲ 252660 Adaptor Required For Some Models.  
 ♣ See Page A6 For Installation Procedure.

# Power Steering Hose for Light Trucks

|                                      | Application  | Assembly Number | Multi-Use Hose | End Fitting | Application  | Assembly Number | Multi-Use Hose | End Fitting |
|--------------------------------------|--|-----------------|----------------|-------------|--|-----------------|----------------|-------------|
| <b>SYSTEM PUMP &amp; GEAR IDENT.</b> | <b>GMC - Continued</b>   |                 |                |             | <b>GMC - Continued</b>   |                 |                |             |
|                                      | <b>G SERIES VAN - Continued</b>  |                 |                |             | <b>G SERIES VAN - Continued</b>  |                 |                |             |
|                                      | <b>1988 - Continued</b>  |                 |                |             | <b>1986 - Continued</b>  |                 |                |             |
|                                      | <b>V-8 6.2 L DIESEL ENG. - Continued</b>   |                 |                |             | <b>V-8 5.0 L ENG.</b>  |                 |                |             |
| <b>SYSTEM &amp; COMPONENT IDENT.</b> | Return - Gear To Pump.....   |                 |                | *18"        | Pressure; W/Auto. Trans.; Eng. VIN H ..  | 71231           |                |             |
|                                      | Return - Hydroboost To Reservoir .....   |                 |                | *12"        | Pressure; W/Man. Trans.; Eng. VIN H...   | 71265           |                |             |
|                                      | <b>V-8 7.4 L ENG.</b>  |                 |                |             | Pressure; W/O Vacuum Disc Brakes;  |                 |                |             |
|                                      | Pressure; Conventional System.....   | 70422           |                |             | Eng. VIN F .....   | 71231           |                |             |
|                                      | Pressure - Hydroboost To Gear; Hydroboost System .....                                       | 71232           |                |             | Pressure; W/Vacuum Disc Brakes; Eng. VIN F .....                                 | 71265           |                |             |
|                                      | Pressure - Pump To Hydroboost; Hydroboost System; W/Brake Warning System.....                | 70405           |                |             | Return; Eng. VIN F .....   |                 | *17"           |             |
| <b>PASS. CARS</b>                    | Pressure - Pump To Hydroboost; Hydroboost System; W/O Brake Warning System .....             | 70407           |                |             | Return; W/Auto. Trans.; Eng. VIN H .....   |                 | *16"           |             |
|                                      | Return; Conventional System; W/O Cooler .....  |                 |                | *14"        | Return; W/Man. Trans.; Eng. VIN H .....  |                 | *              |             |
|                                      | Return - Cooler To Pump; Conventional System.....  |                 |                | *16"        | <b>V-8 5.7 L ENG.</b>  |                 |                |             |
|                                      | Return - Gear To Pump; Hydroboost System; W/O Cooler .....                                   |                 |                | *16"        | Pressure; Conventional System; Eng. VIN M .....                                  | 71265           |                |             |
| <b>LIGHT TRUCKS</b>                  | Return - Hydroboost To Reservoir; Hydroboost System .....                                    |                 |                | *12"        | Pressure; Conventional System; W/O Vacuum Disc Brakes; Eng. VIN L .....          | 71231           |                |             |
|                                      | <b>1987</b>  |                 |                |             | Pressure; Conventional System;   |                 |                |             |
|                                      | <b>V-6 4.3 L ENG.</b>  |                 |                |             | W/Vacuum Disc Brakes; Eng. VIN L ..  | 71265           |                |             |
|                                      | Pressure .....   | 71669           |                |             | Pressure - Hydroboost To Gear; Hydroboost System .....                           | 71232           |                |             |
|                                      | Return .....   |                 |                | *19"        | Pressure - Pump To Hydroboost; Hydroboost System; W/Brake Warning System .....   | 71056           |                |             |
|                                      | <b>V-8 5.0 L ENG.</b>  |                 |                |             | Pressure - Pump To Hydroboost; Hydroboost System; W/O Brake Warning System ..... | 70416           |                |             |
| <b>MEDIUM/HEAVY TRUCKS</b>           | Pressure .....   | 70422           |                |             | Return; Conventional System .....  |                 | *17"           |             |
|                                      | Reservoir .....  | 80168           |                |             | Return - Gear To Pump; Hydroboost System.....                                    |                 | *16"           |             |
|                                      | Return .....   |                 |                | *14"        | Return - Hydroboost To Reservoir; Hydroboost System .....                        |                 | *12"           |             |
|                                      | <b>V-8 5.7 L ENG.</b>  |                 |                |             | <b>V-8 6.2 L DIESEL ENG.</b>   |                 |                |             |
|                                      | Pressure; Conventional System.....   | 70422           |                |             | Pressure - Hydroboost To Gear .....  | 71232           |                |             |
|                                      | Pressure - Hydroboost To Gear; Hydroboost System .....                                       | 71232           |                |             | Pressure - Pump To Hydroboost; W/Brake Warning System.....                       | 70416           |                |             |
| <b>BUSES</b>                         | Pressure - Pump To Hydroboost; Hydroboost System; Eng. VIN M.....                            | 70416           |                |             | Pressure - Pump To Hydroboost; W/O Brake Warning System .....                    | 70406           |                |             |
|                                      | Pressure - Pump To Hydroboost; Hydroboost System; W/Brake Warning System; Eng. VIN K.....    | 70405           |                |             | Return - Gear To Pump.....   |                 | *17"           |             |
|                                      | Pressure - Pump To Hydroboost; Hydroboost System; W/O Brake Warning System; Eng. VIN K ..... | 70407           |                |             | Return - Hydroboost To Reservoir .....   |                 | *12"           |             |
|                                      | Reservoir; Conventional System.....  | 80168           |                |             | <b>1985</b>  |                 |                |             |
|                                      | Return; Conventional System.....   |                 |                | *14"        | <b>V-6 4.3 L ENG.</b>  |                 |                |             |
|                                      | Return - Gear To Pump; Hydroboost System.....  |                 |                | *16"        | Pressure .....   | 71268           |                |             |
|                                      | Return - Hydroboost To Reservoir; Hydroboost System .....                                    |                 |                | *12"        | Reservoir .....  |                 | *29"           |             |
|                                      | <b>V-8 6.2 L DIESEL ENG.</b>   |                 |                |             | Return .....   |                 | *16"           |             |
|                                      | Pressure - Hydroboost To Gear.....   | 71232           |                |             | <b>V-8 5.0 L ENG.</b>  |                 |                |             |
|                                      | Pressure - Pump To Hydroboost; W/Brake Warning System.....                                   | 70402           |                |             | Pressure; W/Auto. Trans.; Eng. VIN H ..  | 71231           |                |             |
|                                      | Pressure - Pump To Hydroboost; W/O Brake Warning System.....                                 | 70406           |                |             | Pressure; W/Man. Trans.; Eng. VIN H...   | 71265           |                |             |
|                                      | Return - Gear To Pump.....   |                 |                | *18"        | Pressure; W/O Vacuum Disc Brakes;  |                 |                |             |
|                                      | Return - Hydroboost To Reservoir .....   |                 |                | *12"        | Eng. VIN F .....   | 71231           |                |             |
| <b>REPAIR KITS</b>                   | <b>V-8 6.2 L DIESEL ENG.</b>   |                 |                |             | Pressure; W/Vacuum Disc Brakes; Eng. VIN F .....                                 | 71265           |                |             |
|                                      | Pressure - Hydroboost To Gear.....   | 71232           |                |             | Return; Eng. VIN F .....   |                 | *17"           |             |
|                                      | Pressure - Pump To Hydroboost; W/Brake Warning System.....                                   | 70402           |                |             | Return; W/Auto. Trans.; Eng. VIN H .....   |                 | *16"           |             |
|                                      | Pressure - Pump To Hydroboost; W/O Brake Warning System.....                                 | 70406           |                |             | Return; W/Man. Trans.; Eng. VIN H .....  |                 | *              |             |
|                                      | Return - Gear To Pump.....   |                 |                | *18"        | <b>V-8 5.7 L ENG.</b>  |                 |                |             |
|                                      | Return - Hydroboost To Reservoir .....   |                 |                | *12"        | Pressure; Conventional System; Eng. VIN M .....                                  | 71265           |                |             |
|                                      | <b>1986</b>  |                 |                |             | Pressure; Conventional System; W/O Vacuum Disc Brakes; Eng. VIN L .....          | 71231           |                |             |
|                                      | <b>V-6 4.3 L ENG.</b>  |                 |                |             | Pressure; Conventional System;   |                 |                |             |
|                                      | Pressure .....   | 71268           |                |             | W/Vacuum Disc Brakes; Eng. VIN L ..  | 71265           |                |             |
|                                      | Reservoir .....  |                 |                | *29"        | Pressure - Hydroboost To Gear; Hydroboost System .....                           | 71232           |                |             |
|                                      | Return .....   |                 |                | *16"        |  |                 |                |             |

**ILLUSTRATIONS**

\* Cut From C.P.E. 3/8" I.D. Hose: 71350 (48"), 81352 (25).  
 † Cut From S.A.E. 11/32" I.D. Hose: 80062 (12"), 80063 (24"), 80064 (36"), 81353 (25).  
 ★ Cut From S.A.E. 3/8" I.D. Hose: 71224 (24"), 71236 (36"), 71206 (48"), 81206 (25). May Also Use 3/8" C.P.E.  
 ♣ Cut From S.A.E. 5/8" I.D. Hose: 71351 (36").  
 □ Cut From 1/2" I.D. Suction Hose: 71296 (36"), 81354 (10').  
 ♠ Cut From 5/8" I.D. Suction Hose: 71207 (42"), 81355 (10').  
 ✱ Cut From 3/4" I.D. Suction Hose: 71297 (36"), 81356 (10').  
 ☆ See Page A14 For Pump or Gear Identification.

Ⓜ Two Required.  
 Ⓝ Three Required.  
 Ⓞ Four Required.  
 Ⓢ Cut To Fit.  
 Ⓠ Replaces Both Upper and Lower Hose.  
 ▲ 252660 Adaptor Required For Some Models.  
 ♣ See Page A6 For Installation Procedure.

# Power Steering Hose for Light Trucks

| Application   | Assembly Number | Multi-Use Hose | End Fitting | Application   | Assembly Number | Multi-Use Hose | End Fitting |                                      |
|---|-----------------|----------------|-------------|---|-----------------|----------------|-------------|--------------------------------------|
| <b>GMC - Continued</b>  |                 |                |             | <b>GMC - Continued</b>  |                 |                |             | <b>SYSTEM PUMP &amp; GEAR IDENT.</b> |
| <b>G SERIES VAN - Continued</b>   |                 |                |             | <b>G SERIES VAN - Continued</b>   |                 |                |             |                                      |
| <b>1985 - Continued</b>   |                 |                |             | <b>1983 - Continued</b>   |                 |                |             | <b>SYSTEM &amp; COMPONENT IDENT.</b> |
| <b>V-8 5.7 L ENG. - Continued</b>   |                 |                |             | <b>V-8 5.7 L ENG.</b>   |                 |                |             |                                      |
| Pressure - Pump To Hydroboost; Hydroboost System; G20; G25.....                           | 71266           |                |             | Pressure; Conventional System.....  | 71231           |                |             |                                      |
| Pressure - Pump To Hydroboost; Hydroboost System; W/Brake Warning System; G30; G35.....   | 71056           |                |             | Pressure - Hydroboost To Gear; Hydroboost System.....                           | 71232           |                |             |                                      |
| Pressure - Pump To Hydroboost; Hydroboost System; W/O Brake Warning System; G30; G35..... | 71145           |                |             | Pressure - Pump To Hydroboost; Hydroboost System; W/Brake Warning System.....   | 71056           |                |             |                                      |
| Return; Conventional System.....  |                 |                | *17"        | Pressure - Pump To Hydroboost; Hydroboost System; W/O Brake Warning System..... | 71145           |                |             |                                      |
| Return - Gear To Pump; Hydroboost System.....   |                 |                | *16"        | Return; Conventional System.....  |                 |                | *18"        |                                      |
| Return - Hydroboost To Reservoir; Hydroboost System.....                                  |                 |                | *12"        | Return - Gear To Pump; Hydroboost System.....                                   |                 |                | *21"        |                                      |
| <b>V-8 6.2 L DIESEL ENG.</b>  |                 |                |             | Return - Hydroboost To Pump; Hydroboost System.....                             |                 |                |             | *17"                                 |
| Pressure - Hydroboost To Gear.....  | 71232           |                |             | <b>V-8 6.2 L DIESEL ENG.</b>  |                 |                |             | <b>PASS. CARS</b>                    |
| Pressure - Pump To Hydroboost; W/Brake Warning System.....                                | 71255           |                |             | Pressure - Hydroboost To Gear.....  |                 |                |             |                                      |
| Pressure - Pump To Hydroboost; W/O Brake Warning System.....                              | 70406           |                |             | Pressure - Pump To Hydroboost; W/Brake Warning System.....                      | 71232           |                |             |                                      |
| Return - Gear To Pump.....  |                 |                | *17"        | Pressure - Pump To Hydroboost; W/O Brake Warning System.....                    | 71255           |                |             |                                      |
| Return - Hydroboost To Pump.....  |                 |                | *16"        | Pressure - Pump To Hydroboost; W/O Brake Warning System.....                    | 71233           |                |             |                                      |
| <b>1984</b>   |                 |                |             | Return - Gear To Pump.....  |                 |                |             | *18"                                 |
| <b>6-CYL. 4.1 L ENG.</b>  |                 |                |             | Return - Hydroboost To Pump.....  |                 |                |             | *16"                                 |
| Pressure.....   | 71239           |                |             | <b>1982</b>   |                 |                |             | <b>LIGHT TRUCKS</b>                  |
| Return.....   |                 |                | *20"        | <b>6-CYL. 4.1 L ENG.</b>  |                 |                |             |                                      |
| <b>V-8 5.0 L ENG.</b>   |                 |                |             | Pressure; Conventional System; W/Calif. Emission System.....                    |                 |                |             | 71158                                |
| Pressure.....   | 71231           |                |             | Pressure; Conventional System; W/O Calif. Emission System.....                  | 71098           |                |             |                                      |
| Return.....   |                 |                | *17"        | Pressure - Hydroboost To Gear; Hydroboost System.....                           | 71091           |                |             |                                      |
| <b>V-8 5.7 L ENG.</b>   |                 |                |             | Pressure - Pump To Hydroboost; Hydroboost System.....                           |                 |                |             | 71145                                |
| Pressure; Conventional System.....  | 71231           |                |             | Pressure - Pump To Hydroboost; Hydroboost System.....                           | 71145           |                |             |                                      |
| Pressure - Hydroboost To Gear; Hydroboost System.....                                     | 71232           |                |             | Return; Conventional System.....  |                 |                | *24"        |                                      |
| Pressure - Pump To Hydroboost; Hydroboost System; W/Brake Warning System.....             | 71056           |                |             | Return - Gear To Pump; Hydroboost System.....                                   |                 |                | *17"        |                                      |
| Pressure - Pump To Hydroboost; Hydroboost System; W/O Brake Warning System.....           | 71145           |                |             | Return - Hydroboost To Pump; Hydroboost System.....                             |                 |                | *12"        |                                      |
| Return; Conventional System.....  |                 |                | *17"        | <b>V-8 5.0 L ENG.; V-8 5.7 L ENG.</b>   |                 |                |             | <b>BUSES</b>                         |
| Return - Gear To Pump; Hydroboost System.....   |                 |                | *21"        | Pressure; Conventional System.....  |                 |                |             |                                      |
| Return - Hydroboost To Pump; Hydroboost System.....                                       |                 |                | *17"        | Pressure - Hydroboost To Gear; Hydroboost System.....                           |                 |                |             | 71097                                |
| <b>V-8 6.2 L DIESEL ENG.</b>  |                 |                |             | Pressure - Pump To Hydroboost; Hydroboost System.....                           |                 |                |             | 71091                                |
| Pressure - Hydroboost To Gear.....  | 71232           |                |             | Return; Conventional System.....  |                 |                | *24"        |                                      |
| Pressure - Pump To Hydroboost; W/Brake Warning System.....                                | 71255           |                |             | Return - Gear To Pump; Hydroboost System.....                                   |                 |                | *17"        |                                      |
| Pressure - Pump To Hydroboost; W/O Brake Warning System.....                              | 71233           |                |             | Return - Hydroboost To Pump; Hydroboost System.....                             |                 |                | *12"        |                                      |
| Return - Gear To Pump.....  |                 |                | *18"        | <b>1981</b>   |                 |                |             | <b>HOSE NUMERICAL</b>                |
| Return - Hydroboost To Pump.....  |                 |                | *16"        | <b>6-CYL. 4.1 L ENG.</b>  |                 |                |             |                                      |
| <b>1983</b>   |                 |                |             | Pressure; Conventional System; W/Calif. Emission System.....                    |                 |                |             | 71158                                |
| <b>6-CYL. 4.1 L ENG.</b>  |                 |                |             | Pressure; Conventional System; W/O Calif. Emission System.....                  |                 |                |             | 71098                                |
| Pressure; W/Calif. Emission System.....   | 71239           |                |             | Pressure - Hydroboost To Gear; Hydroboost System.....                           | 71091           |                |             |                                      |
| Pressure; W/O Calif. Emission System..  | 71230           |                |             | Pressure - Pump To Hydroboost; Hydroboost System.....                           | 71145           |                |             |                                      |
| Return.....   |                 |                | *16"        | Return; Conventional System.....  |                 |                | *24"        |                                      |
| <b>V-8 5.0 L ENG.</b>   |                 |                |             | Return - Gear To Pump; Hydroboost System.....                                   |                 |                |             | *17"                                 |
| Pressure.....   | 71231           |                |             | Return - Hydroboost To Pump; Hydroboost System.....                             |                 |                | *12"        |                                      |
| Return.....   |                 |                | *18"        | <b>1981</b>   |                 |                |             | <b>REPAIR KITS</b>                   |
|   |                 |                | *16"        | <b>6-CYL. 4.1 L ENG.</b>  |                 |                |             |                                      |
| <b>1983</b>   |                 |                |             | Pressure; Conventional System; W/Calif. Emission System.....                    |                 |                |             | 71158                                |
| <b>6-CYL. 4.1 L ENG.</b>  |                 |                |             | Pressure; Conventional System; W/O Calif. Emission System.....                  |                 |                |             | 71098                                |
| Pressure; W/Calif. Emission System.....   | 71239           |                |             | Pressure - Hydroboost To Gear; Hydroboost System.....                           | 71091           |                |             |                                      |
| Pressure; W/O Calif. Emission System..  | 71230           |                |             | Pressure - Pump To Hydroboost; Hydroboost System.....                           | 71145           |                |             |                                      |
| Return.....   |                 |                | *16"        | Return; Conventional System.....  |                 |                | *           |                                      |
| <b>V-8 5.0 L ENG.</b>   |                 |                |             | Return - Gear To Pump; Hydroboost System.....                                   |                 |                |             | *24"                                 |
| Pressure.....   | 71231           |                |             | <b>1981</b>   |                 |                |             | <b>KIT NUMERICAL</b>                 |
| Return.....   |                 |                | *18"        | <b>6-CYL. 4.1 L ENG.</b>  |                 |                |             |                                      |

\* Cut From C.P.E. 3/8" I.D. Hose: 71350 (48"), 81352 (25').  
 † Cut From S.A.E. 1 1/32" I.D. Hose: 80062 (12"), 80063 (24"), 80064 (36"), 81353 (25').  
 ★ Cut From S.A.E. 3/8" I.D. Hose: 71224 (24"), 71236 (36"), 71206 (48"), 81206 (25'). May Also Use 3/8" C.P.E.  
 ♣ Cut From S.A.E. 5/8" I.D. Hose: 71351 (36").  
 □ Cut From 1/2" I.D. Suction Hose: 71296 (36"), 81354 (10').  
 ♠ Cut From 5/8" I.D. Suction Hose: 71207 (42"), 81355 (10').  
 \* Cut From 3/4" I.D. Suction Hose: 71297 (36"), 81356 (10').  
 ☆ See Page A14 For Pump or Gear Identification.

Ⓜ Two Required.  
 Ⓝ Three Required.  
 Ⓞ Four Required.  
 ≍ Cut To Fit.  
 Ⓢ Replaces Both Upper and Lower Hose.  
 ▲ 252660 Adaptor Required For Some Models.  
 ♣ See Page A6 For Installation Procedure.

**ILLUSTRATIONS**

# Power Steering Hose for Light Trucks

|                                      | Application   | Assembly Number | Multi-Use Hose | End Fitting | Application   | Assembly Number | Multi-Use Hose | End Fitting |
|--------------------------------------|---|-----------------|----------------|-------------|---|-----------------|----------------|-------------|
| <b>SYSTEM PUMP &amp; GEAR IDENT.</b> | <b>GMC - Continued</b>  |                 |                |             | <b>GMC - Continued</b>                                      |                 |                |             |
|                                      | <b>G SERIES VAN - Continued</b>                               |                 |                |             | <b>G SERIES VAN - Continued</b>                             |                 |                |             |
|                                      | <b>1981 - Continued</b>                                       |                 |                |             | <b>1979 - Continued</b>                                     |                 |                |             |
|                                      | <b>6-CYL. 4.1 L ENG. - Continued</b>                          |                 |                |             | <b>V-8 305 ENG.; V-8 350 ENG.; V-8 400 ENG. - Continued</b> |                 |                |             |
| <b>SYSTEM &amp; COMPONENT IDENT.</b> | Return - Hydroboost To Pump; Hydroboost System .....          |                 | *40"           |             | Pressure - Pump To Hydroboost; Hydroboost System .....      | 71029           |                |             |
|                                      | <b>V-8 5.0 L ENG.; V-8 5.7 L ENG.</b>                         |                 |                |             | Return; Conventional System .....                           | ≅70518          | ★24"           | 39135       |
|                                      | Pressure; Conventional System .....                           | 71097           |                |             | Return - Gear To Tee; Hydroboost System .....               |                 | ★14"           |             |
|                                      | Pressure - Hydroboost To Gear; Hydroboost System .....        | 71091           |                |             | Return - Hydroboost To Tee; Hydroboost System .....         |                 | ★16"           |             |
|                                      | Pressure - Pump To Hydroboost; Hydroboost System .....        | 71145           |                |             | Return - Tee To Pump; Hydroboost System .....               |                 | ★              |             |
| <b>PASS. CARS</b>                    | Return; Conventional System .....                             |                 | *              |             | <b>1978</b>   |                 |                |             |
|                                      | Return - Gear To Pump; Hydroboost System .....                |                 | *24"           |             | <b>6-CYL. 250 ENG.; 6-CYL. 292 ENG.</b>                     |                 |                |             |
|                                      | Return - Hydroboost To Pump; Hydroboost System .....          |                 | *40"           |             | Pressure; Conventional System; W/Flared Fitting .....       | 80124           |                |             |
|                                      | <b>1980</b>   |                 |                |             | Pressure; Conventional System; W/O-Ring Fitting .....       | 71097           |                |             |
|                                      | <b>6-CYL. 4.1 L ENG.</b>                                      |                 |                |             | Pressure - Hydroboost To Gear; Hydroboost System .....      | 91581           |                |             |
|                                      | Pressure; Conventional System .....                           | 71098           |                |             | Return; Conventional System .....                           | ≅70518          | ★24"           | 39135       |
|                                      | Pressure - Hydroboost To Gear; Hydroboost System .....        | 71091           |                |             | Return - Gear To Tee; Hydroboost System .....               |                 | ★14"           |             |
| <b>LIGHT TRUCKS</b>                  | Pressure - Pump To Hydroboost; Hydroboost System .....        | 71145           |                |             | Return - Hydroboost To Tee; Hydroboost System .....         |                 | ★16"           |             |
|                                      | Return; Conventional System; W/Calif. Emission System .....   |                 | *24"           | 39106       | Return - Tee To Pump; Hydroboost System .....               |                 | ★              |             |
|                                      | Return; Conventional System; W/O Calif. Emission System ..... |                 | *              |             | <b>V-8 305 ENG.; V-8 350 ENG.; V-8 400 ENG.</b>             |                 |                |             |
|                                      | Return - Gear To Pump; Hydroboost System .....                |                 | *24"           |             | Pressure; Conventional System; W/Flared Fitting .....       | 80124           |                |             |
|                                      | Return - Hydroboost To Pump; Hydroboost System .....          |                 | *40"           |             | Pressure; Conventional System; W/O-Ring Fitting .....       | 71097           |                |             |
|                                      | <b>V-8 5.0 L ENG.; V-8 5.7 L ENG.; V-8 6.6 L ENG.</b>         |                 |                |             | Pressure - Hydroboost To Gear; Hydroboost System .....      | 91581           |                |             |
|                                      | Pressure; Conventional System .....                           | 71097           |                |             | Pressure - Pump To Hydroboost; Hydroboost System .....      | 71029           |                |             |
|                                      | Pressure - Hydroboost To Gear; Hydroboost System .....        | 71091           |                |             | Return; Conventional System .....                           | ≅70518          | ★24"           | 39135       |
|                                      | Pressure - Pump To Hydroboost; Hydroboost System .....        | 71145           |                |             | Return - Gear To Tee; Hydroboost System .....               |                 | ★14"           |             |
|                                      | Return; Conventional System .....                             |                 | *24"           | 39106       | Return - Hydroboost To Tee; Hydroboost System .....         |                 | ★16"           |             |
|                                      | Return - Gear To Pump; Hydroboost System .....                |                 | *24"           |             | Return - Tee To Pump; Hydroboost System .....               |                 | ★              |             |
|                                      | Return - Hydroboost To Pump; Hydroboost System .....          |                 | *40"           |             | <b>1977</b>   |                 |                |             |
|                                      | <b>1979</b>   |                 |                |             | <b>6-CYL. 250 ENG.; 6-CYL. 292 ENG.</b>                     |                 |                |             |
|                                      | <b>6-CYL. 250 ENG.</b>  |                 |                |             | Pressure; Conventional System .....                         | 70912           |                |             |
|                                      | Pressure; Conventional System; W/Flared Fitting .....         | 80124           |                |             | Pressure - Hydroboost To Gear; Hydroboost System .....      | 91581           |                |             |
|                                      | Pressure; Conventional System; W/O-Ring Fitting .....         | 71097           |                |             | Return; Conventional System .....                           | ≅70518          | ★24"           | 39135       |
|                                      | Pressure - Hydroboost To Gear; Hydroboost System .....        | 71240           |                |             | Return - Gear To Tee; Hydroboost System .....               |                 | ★14"           |             |
|                                      | Return; Conventional System .....                             | ≅70518          | ★24"           | 39135       | Return - Hydroboost To Tee; Hydroboost System .....         |                 | ★16"           |             |
|                                      | Return - Gear To Tee; Hydroboost System .....                 |                 | ★14"           |             | Return - Tee To Pump; Hydroboost System .....               |                 | ★              |             |
|                                      | Return - Hydroboost To Tee; Hydroboost System .....           |                 | ★16"           |             | <b>V-8 305 ENG.</b>   |                 |                |             |
|                                      | Return - Tee To Pump; Hydroboost System .....                 |                 | ★              |             | Pressure - Hydroboost To Gear .....                         | 91581           |                |             |
|                                      | <b>1979</b>   |                 |                |             | Pressure - Pump To Hydroboost .....                         | 71029           |                |             |
|                                      | <b>6-CYL. 250 ENG.</b>  |                 |                |             | Return - Gear To Tee .....                                  |                 | ★14"           |             |
|                                      | Pressure; Conventional System; W/Flared Fitting .....         | 80124           |                |             | Return - Hydroboost To Tee .....                            |                 | ★16"           |             |
|                                      | Pressure; Conventional System; W/O-Ring Fitting .....         | 71097           |                |             | Return - Tee To Pump .....                                  |                 | ★              |             |
|                                      | Pressure - Hydroboost To Gear; Hydroboost System .....        | 71240           |                |             | <b>V-8 305 ENG.; V-8 350 ENG.; V-8 400 ENG.</b>             |                 |                |             |
|                                      | Return; Conventional System .....                             | ≅70518          | ★24"           | 39135       | Pressure; Conventional System; W/Flared Fitting .....       | 80124           |                |             |
|                                      | Return - Gear To Tee; Hydroboost System .....                 |                 | ★14"           |             | Pressure; Conventional System; W/O-Ring Fitting .....       | 71097           |                |             |
|                                      | Return - Hydroboost To Tee; Hydroboost System .....           |                 | ★16"           |             | Pressure - Hydroboost To Gear; Hydroboost System .....      | 71240           |                |             |
|                                      | Return - Tee To Pump; Hydroboost System .....                 |                 | ★              |             | <b>1977</b>   |                 |                |             |
|                                      | <b>V-8 305 ENG.; V-8 350 ENG.; V-8 400 ENG.</b>               |                 |                |             | <b>6-CYL. 250 ENG.; 6-CYL. 292 ENG.</b>                     |                 |                |             |
|                                      | Pressure; Conventional System; W/Flared Fitting .....         | 80124           |                |             | Pressure; Conventional System .....                         | 70912           |                |             |
|                                      | Pressure; Conventional System; W/O-Ring Fitting .....         | 71097           |                |             | Pressure - Hydroboost To Gear; Hydroboost System .....      | 91581           |                |             |
|                                      | Pressure - Hydroboost To Gear; Hydroboost System .....        | 71240           |                |             | Return; Conventional System .....                           | ≅70518          | ★24"           | 39135       |
|                                      | Return; Conventional System .....                             | ≅70518          | ★24"           | 39135       | Return - Gear To Tee; Hydroboost System .....               |                 | ★14"           |             |
|                                      | Return - Gear To Tee; Hydroboost System .....                 |                 | ★14"           |             | Return - Hydroboost To Tee; Hydroboost System .....         |                 | ★16"           |             |
|                                      | Return - Hydroboost To Tee; Hydroboost System .....           |                 | ★16"           |             | Return - Tee To Pump; Hydroboost System .....               |                 | ★              |             |
|                                      | Return - Tee To Pump; Hydroboost System .....                 |                 | ★              |             | <b>V-8 305 ENG.</b>   |                 |                |             |
|                                      | <b>V-8 305 ENG.; V-8 350 ENG.; V-8 400 ENG.</b>               |                 |                |             | Pressure - Hydroboost To Gear .....                         | 91581           |                |             |
|                                      | Pressure; Conventional System; W/Flared Fitting .....         | 80124           |                |             | Pressure - Pump To Hydroboost .....                         | 71029           |                |             |
|                                      | Pressure; Conventional System; W/O-Ring Fitting .....         | 71097           |                |             | Return - Gear To Tee .....                                  |                 | ★14"           |             |
|                                      | Pressure - Hydroboost To Gear; Hydroboost System .....        | 71240           |                |             | Return - Hydroboost To Tee .....                            |                 | ★16"           |             |
|                                      | Return; Conventional System .....                             | ≅70518          | ★24"           | 39135       | Return - Tee To Pump .....                                  |                 | ★              |             |
|                                      | Return - Gear To Tee; Hydroboost System .....                 |                 | ★14"           |             | <b>V-8 305 ENG.; V-8 350 ENG.; V-8 400 ENG.</b>             |                 |                |             |
|                                      | Return - Hydroboost To Tee; Hydroboost System .....           |                 | ★16"           |             | Pressure; Conventional System .....                         | 80124           |                |             |
|                                      | Return - Tee To Pump; Hydroboost System .....                 |                 | ★              |             | <b>1977</b>   |                 |                |             |

|                      |   |   |
|----------------------|---|---|
| <b>ILLUSTRATIONS</b> | * Cut From C.P.E. 3/8" I.D. Hose: 71350 (48"), 81352 (25').<br>† Cut From S.A.E. 11/32" I.D. Hose: 80062 (12"), 80063 (24"), 80064 (36"), 81353 (25').<br>★ Cut From S.A.E. 3/8" I.D. Hose: 71224 (24"), 71236 (36"), 71206 (48"), 81206 (25'). May Also Use 3/8" C.P.E.<br>♣ Cut From S.A.E. 5/8" I.D. Hose: 71351 (36").<br>□ Cut From 1/2" I.D. Suction Hose: 71296 (36"), 81354 (10').<br>✦ Cut From 5/8" I.D. Suction Hose: 71207 (42"), 81355 (10').<br>✧ Cut From 3/4" I.D. Suction Hose: 71297 (36"), 81356 (10').<br>☆ See Page A14 For Pump or Gear Identification. | ② Two Required.<br>③ Three Required.<br>④ Four Required.<br>≅ Cut To Fit.<br>♣ Replaces Both Upper and Lower Hose.<br>▲ 252660 Adaptor Required For Some Models.<br>♣ See Page A6 For Installation Procedure. |
|----------------------|---|---|

# Power Steering Hose for Light Trucks

| Application  | Assembly Number | Multi-Use Hose | End Fitting | Application  | Assembly Number | Multi-Use Hose | End Fitting |                                      |
|--|-----------------|----------------|-------------|--|-----------------|----------------|-------------|--------------------------------------|
| <b>GMC - Continued</b>                                 |                 |                |             | <b>GMC - Continued</b>                                 |                 |                |             | <b>SYSTEM PUMP &amp; GEAR IDENT.</b> |
| <b>G SERIES VAN - Continued</b>                        |                 |                |             | <b>G SERIES VAN - Continued</b>                        |                 |                |             |                                      |
| <b>1977 - Continued</b>                                |                 |                |             | <b>1975 - Continued</b>                                |                 |                |             | <b>SYSTEM &amp; COMPONENT IDENT.</b> |
| <b>V-8 350 ENG.; V-8 400 ENG. - Continued</b>          |                 |                |             | <b>V-8 350 ENG.; V-8 400 ENG. - Continued</b>          |                 |                |             |                                      |
| Pressure - Hydroboost To Gear; Hydroboost System ..... | 91581           |                |             | Return - Tee To Pump; Hydroboost System.....           |                 | ★              |             |                                      |
| Pressure - Pump To Hydroboost; Hydroboost System ..... | 71029           |                |             | <b>1974</b>  |                 |                |             |                                      |
| Return; Conventional System .....                      | ≧70518          | ★24"           | 39135       | <b>6-CYL. 250 ENG.; 6-CYL. 292 ENG.</b>                |                 |                |             |                                      |
| Return - Gear To Tee; Hydroboost System.....           |                 | ★14"           |             | Pressure; Conventional System.....                     | 70912           |                |             |                                      |
| Return - Hydroboost To Tee; Hydroboost System .....    |                 | ★16"           |             | Pressure - Hydroboost To Gear; Hydroboost System ..... | 70920           |                |             |                                      |
| Return - Tee To Pump; Hydroboost System.....           |                 | ★              |             | Pressure - Pump To Hydroboost; Hydroboost System ..... | 70921           |                |             |                                      |
|  |                 |                |             | Return; Conventional System .....                      | ≧70518          | ★24"           | 39135       |                                      |
|  |                 |                |             | Return - Gear To Tee; Hydroboost System.....           |                 | ★              |             |                                      |
|  |                 |                |             | Return - Hydroboost To Tee; Hydroboost System .....    |                 | ★              |             |                                      |
|  |                 |                |             | Return - Tee To Pump; Hydroboost System.....           |                 | ★              |             |                                      |
| <b>1976</b>  |                 |                |             | <b>V-8 350 ENG.</b>                                    |                 |                |             |                                      |
| <b>6-CYL. 250 ENG.; 6-CYL. 292 ENG.</b>                |                 |                |             | Pressure; Conventional System.....                     | 80124           |                |             |                                      |
| Pressure; Conventional System.....                     | 70912           |                |             | Pressure - Hydroboost To Gear; Hydroboost System ..... | 70920           |                |             |                                      |
| Pressure - Hydroboost To Gear; Hydroboost System ..... | 91581           |                |             | Pressure - Pump To Hydroboost; Hydroboost System ..... | 70921           |                |             |                                      |
| Return; Conventional System .....                      | ≧70518          | ★24"           | 39135       | Return; Conventional System .....                      | ≧70518          | ★24"           | 39135       |                                      |
| Return - Gear To Tee; Hydroboost System.....           |                 | ★14"           |             | Return - Gear To Tee; Hydroboost System.....           |                 | ★              |             |                                      |
| Return - Hydroboost To Tee; Hydroboost System .....    |                 | ★16"           |             | Return - Hydroboost To Tee; Hydroboost System .....    |                 | ★              |             |                                      |
| Return - Tee To Pump; Hydroboost System.....           |                 | ★              |             | Return - Tee To Pump; Hydroboost System.....           |                 | ★              |             |                                      |
| <b>V-8 350 ENG.; V-8 400 ENG.</b>                      |                 |                |             | <b>1973</b>  |                 |                |             |                                      |
| Pressure; Conventional System.....                     | 80124           |                |             | <b>6-CYL. 250 ENG.</b>                                 |                 |                |             |                                      |
| Pressure - Hydroboost To Gear; Hydroboost System ..... | 91581           |                |             | Pressure; Conventional System.....                     | 70912           |                |             |                                      |
| Pressure - Pump To Hydroboost; Hydroboost System ..... | 71029           |                |             | Pressure - Hydroboost To Gear; Hydroboost System ..... | 70920           |                |             |                                      |
| Return; Conventional System .....                      | ≧70518          | ★24"           | 39135       | Pressure - Pump To Hydroboost; Hydroboost System ..... | 70921           |                |             |                                      |
| Return - Gear To Tee; Hydroboost System.....           |                 | ★14"           |             | Return; Conventional System .....                      | ≧70518          | ★24"           | 39135       |                                      |
| Return - Hydroboost To Tee; Hydroboost System .....    |                 | ★16"           |             | Return - Gear To Tee; Hydroboost System.....           |                 | ★              |             |                                      |
| Return - Tee To Pump; Hydroboost System.....           |                 | ★              |             | Return - Hydroboost To Tee; Hydroboost System .....    |                 | ★              |             |                                      |
|  |                 |                |             | Return - Tee To Pump; Hydroboost System.....           |                 | ★              |             |                                      |
| <b>1975</b>  |                 |                |             | <b>V-8 307 ENG.; V-8 350 ENG.</b>                      |                 |                |             |                                      |
| <b>6-CYL. 250 ENG.; 6-CYL. 292 ENG.</b>                |                 |                |             | Pressure; Conventional System.....                     | 80124           |                |             |                                      |
| Pressure; Conventional System.....                     | 70912           |                |             | Pressure - Hydroboost To Gear; Hydroboost System ..... | 70920           |                |             |                                      |
| Pressure - Hydroboost To Gear; Hydroboost System ..... | 70920           |                |             | Pressure - Pump To Hydroboost; Hydroboost System ..... | 70921           |                |             |                                      |
| Pressure - Pump To Hydroboost; Hydroboost System ..... | 70921           |                |             | Return; Conventional System .....                      | ≧70518          | ★24"           | 39135       |                                      |
| Return; Conventional System .....                      | ≧70518          | ★24"           | 39135       | Return - Gear To Tee; Hydroboost System.....           |                 | ★              |             |                                      |
| Return - Gear To Tee; Hydroboost System.....           |                 | ★              |             | Return - Hydroboost To Tee; Hydroboost System .....    |                 | ★              |             |                                      |
| Return - Hydroboost To Tee; Hydroboost System .....    |                 | ★              |             | Return - Tee To Pump; Hydroboost System.....           |                 | ★              |             |                                      |
| Return - Tee To Pump; Hydroboost System.....           |                 | ★              |             | <b>1972-1971</b>                                       |                 |                |             |                                      |
| <b>V-8 350 ENG.; V-8 400 ENG.</b>                      |                 |                |             | <b>6-CYL. 250 ENG.; V-8 307 ENG.; V-8 350 ENG.</b>     |                 |                |             |                                      |
| Pressure; Conventional System.....                     | 80124           |                |             | Pressure .....   | 70912           |                |             |                                      |
| Pressure - Hydroboost To Gear; Hydroboost System ..... | 70920           |                |             | Return .....   |                 | ★24"           |             |                                      |
| Pressure - Pump To Hydroboost; Hydroboost System ..... | 70921           |                |             |  |                 |                |             |                                      |
| Return; Conventional System .....                      | ≧70518          | ★24"           | 39135       |  |                 |                |             |                                      |
| Return - Gear To Tee; Hydroboost System.....           |                 | ★              |             |  |                 |                |             |                                      |
| Return - Hydroboost To Tee; Hydroboost System .....    |                 | ★              |             |  |                 |                |             |                                      |
| Return - Tee To Pump; Hydroboost System.....           |                 | ★              |             |  |                 |                |             |                                      |
|  |                 |                |             |  |                 |                |             |                                      |
|  |                 |                |             |  |                 |                |             |                                      |

\* Cut From C.P.E. 3/8" I.D. Hose: 71350 (48"), 81352 (25").  
 † Cut From S.A.E. 11/32" I.D. Hose: 80062 (12"), 80063 (24"), 80064 (36"), 81353 (25").  
 ★ Cut From S.A.E. 3/8" I.D. Hose: 71224 (24"), 71236 (36"), 71206 (48"), 81206 (25"). May Also Use 3/8" C.P.E.  
 ❖ Cut From S.A.E. 5/8" I.D. Hose: 71351 (36").  
 □ Cut From 1/2" I.D. Suction Hose: 71296 (36"), 81354 (10').  
 ❖ Cut From 5/8" I.D. Suction Hose: 71207 (42"), 81355 (10').  
 \* Cut From 3/4" I.D. Suction Hose: 71297 (36"), 81356 (10').  
 ☆ See Page A14 For Pump or Gear Identification.

② Two Required.  
 ③ Three Required.  
 ④ Four Required.  
 ≧ Cut To Fit.  
 \* Replaces Both Upper and Lower Hose.  
 ▲ 252660 Adaptor Required For Some Models.  
 ❖ See Page A6 For Installation Procedure.

**ILLUSTRATIONS**



# Power Steering Hose for Light Trucks

|                                      | Application  | Assembly Number | Multi-Use Hose | End Fitting | Application  | Assembly Number | Multi-Use Hose | End Fitting |
|--------------------------------------|--|-----------------|----------------|-------------|--|-----------------|----------------|-------------|
| <b>SYSTEM PUMP &amp; GEAR IDENT.</b> | <b>GMC - Continued</b>                                 |                 |                |             | <b>GMC - Continued</b>                                 |                 |                |             |
|                                      | <b>JIMMY</b>   |                 |                |             | <b>JIMMY - Continued</b>                               |                 |                |             |
|                                      | <b>1995</b>  |                 |                |             | <b>1989 - Continued</b>                                |                 |                |             |
|                                      | <b>V-6 4.3 L ENG.</b>                                  |                 |                |             | <b>V-8 6.2 L DIESEL ENG. - Continued</b>               |                 |                |             |
| <b>SYSTEM &amp; COMPONENT IDENT.</b> | Pressure .....   | 71404           |                |             | Return - Hydroboost To Pump .....                      |                 | *32"           |             |
|                                      | Return; W/O Cooler .....                               |                 | *18"           | 39108       |  |                 |                |             |
|                                      | Return - Cooler To Reservoir .....                     |                 | *37"           |             | <b>1988</b>  |                 |                |             |
|                                      | Return - Gear To Cooler .....                          |                 | *30"           | 39108       | <b>4-CYL. 2.5 L ENG.</b>                               |                 |                |             |
|                                      | <b>1994-1992</b>                                       |                 |                |             | Pressure .....   | 70414           |                |             |
|                                      | <b>V-6 4.3 L ENG.</b>                                  |                 |                |             | Reservoir .....  |                 | ✱              |             |
|                                      | Pressure .....   | 71404           |                |             | Return - Cooler To Pump .....                          |                 | *20"           |             |
|                                      | Return; W/O Cooler .....                               |                 | *18"           | 39108       | Return - Gear To Cooler .....                          |                 | *19"           |             |
|                                      | Return - Cooler To Pump .....                          |                 | *36"           |             | <b>V-6 2.8 L ENG.</b>                                  |                 |                |             |
| <b>PASS. CARS</b>                    | Return - Gear To Cooler .....                          |                 | *30"           | 39108       | Pressure .....   | 70421           |                |             |
|                                      | <b>1991-1990</b>                                       |                 |                |             | Return; W/O Cooler .....                               |                 | *17"           | 39108       |
|                                      | <b>V-6 4.3 L ENG.</b>                                  |                 |                |             | Return - Cooler To Pump .....                          |                 | *20"           |             |
|                                      | Pressure .....   | 71404           |                |             | Return - Gear To Cooler .....                          |                 | *20"           |             |
|                                      | Return; W/O Cooler .....                               |                 | *18"           | 39108       | <b>V-6 4.3 L ENG.</b>                                  |                 |                |             |
|                                      | Return - Cooler To Pump .....                          |                 | *36"           |             | Pressure .....   | 71404           |                |             |
|                                      | Return - Gear To Cooler .....                          |                 | *30"           | 39108       | Return; W/O Cooler .....                               |                 | *18"           | 39108       |
| <b>LIGHT TRUCKS</b>                  | <b>V-8 5.7 L ENG.</b>                                  |                 |                |             | Return - Cooler To Pump .....                          |                 | *36"           |             |
|                                      | Pressure; Conventional System .....                    | 71402           |                |             | Return - Gear To Cooler .....                          |                 | *30"           | 39108       |
|                                      | Pressure - Hydroboost To Gear; Hydroboost System ..... | 91812           |                |             | <b>V-8 5.7 L ENG.</b>                                  |                 |                |             |
|                                      | Pressure - Pump To Hydroboost; Hydroboost System ..... | 91466           |                |             | Pressure; Conventional System; Optional Hose .....     | 71402           |                |             |
|                                      | Return; Conventional System .....                      |                 | *18"           |             | Pressure; Conventional System; Preferred Hose .....    | 71088           |                |             |
|                                      | Return - Gear To Pump; Hydroboost System .....         |                 | *12"           |             | Pressure - Hydroboost To Gear; Hydroboost System ..... | 91812           |                |             |
| <b>MEDIUM/HEAVY TRUCKS</b>           | Return - Hydroboost To Pump; Hydroboost System .....   |                 | *32"           |             | Pressure - Pump To Hydroboost; Hydroboost System ..... | 91466           |                |             |
|                                      | <b>V-8 6.2 L DIESEL ENG.</b>                           |                 |                |             | Return; Conventional System .....                      |                 | *12"           |             |
|                                      | Pressure - Hydroboost To Gear .....                    | 71772           |                |             | Return - Gear To Pump; Hydroboost System .....         |                 | *14"           |             |
|                                      | Pressure - Pump To Hydroboost .....                    | 91697           |                |             | Return - Hydroboost To Pump; Hydroboost System .....   |                 | *32"           |             |
|                                      | Return - Gear To Pump .....                            |                 | *12"           |             | <b>V-8 6.2 L DIESEL ENG.</b>                           |                 |                |             |
|                                      | Return - Hydroboost To Pump .....                      |                 | *32"           |             | Pressure - Hydroboost To Gear .....                    | 71093           |                |             |
| <b>BUSES</b>                         | <b>1989</b>  |                 |                |             | Pressure - Pump To Hydroboost .....                    | 91468           |                |             |
|                                      | <b>V-6 2.8 L ENG.</b>                                  |                 |                |             | Reservoir .....  |                 | ✱              |             |
|                                      | Pressure .....   | 70421           |                |             | Return - Gear To Pump .....                            |                 | *14"           |             |
|                                      | Return; W/O Cooler .....                               |                 | *17"           | 39108       | Return - Hydroboost To Pump .....                      |                 | *32"           |             |
|                                      | Return - Cooler To Pump .....                          |                 | *20"           |             | <b>V-8 6.2 L DIESEL ENG.</b>                           |                 |                |             |
|                                      | Return - Gear To Cooler .....                          |                 | *20"           |             | Pressure - Hydroboost To Gear .....                    | 71093           |                |             |
| <b>HOSE NUMERICAL</b>                | <b>V-6 4.3 L ENG.</b>                                  |                 |                |             | Pressure - Pump To Hydroboost .....                    | 91468           |                |             |
|                                      | Pressure .....   | 71404           |                |             | Reservoir .....  |                 | ✱              |             |
|                                      | Return; W/O Cooler .....                               |                 | *18"           | 39108       | Return .....   |                 | *17"           |             |
|                                      | Return - Cooler To Pump .....                          |                 | *36"           |             | <b>4-CYL. 2.5 L ENG.</b>                               |                 |                |             |
|                                      | Return - Gear To Cooler .....                          |                 | *30"           | 39108       | Pressure .....   | 70414           |                |             |
|                                      | <b>V-8 5.7 L ENG.</b>                                  |                 |                |             | Reservoir .....  |                 | ✱              |             |
|                                      | Pressure; Conventional System .....                    | 71402           |                |             | Return .....   |                 | *17"           |             |
|                                      | Pressure - Hydroboost To Gear; Hydroboost System ..... | 91812           |                |             | <b>V-6 2.8 L ENG.</b>                                  |                 |                |             |
|                                      | Pressure - Pump To Hydroboost; Hydroboost System ..... | 91466           |                |             | Pressure .....   | 70421           |                |             |
|                                      | Return; Conventional System .....                      |                 | *18"           |             | Return; W/O Cooler .....                               |                 | *16"           | 39108       |
|                                      | Return - Gear To Pump; Hydroboost System .....         |                 | *12"           |             | Return - Cooler To Pump .....                          |                 | *20"           |             |
|                                      | Return - Hydroboost To Pump; Hydroboost System .....   |                 | *32"           |             | Return - Gear To Cooler .....                          |                 | *20"           | 39108       |
| <b>REPAIR KITS</b>                   | <b>V-8 5.0 L ENG.</b>                                  |                 |                |             | <b>V-8 5.0 L ENG.</b>                                  |                 |                |             |
|                                      | Pressure; Optional Hose .....                          | 71402           |                |             | Pressure; Conventional System .....                    | 71402           |                |             |
|                                      | Pressure; Preferred Hose .....                         | 71088           |                |             | Pressure; Preferred Hose .....                         | 71088           |                |             |
|                                      | Return .....   |                 | *12"           |             | Return .....   |                 | *12"           |             |
|                                      | <b>V-8 5.7 L ENG.</b>                                  |                 |                |             | <b>V-8 5.7 L ENG.</b>                                  |                 |                |             |
|                                      | Pressure; Conventional System; Optional Hose .....     | 71402           |                |             | Pressure; Conventional System; Preferred Hose .....    | 71088           |                |             |
|                                      | Pressure; Conventional System; Preferred Hose .....    | 71088           |                |             | Pressure - Hydroboost To Gear; Hydroboost System ..... | 71093           |                |             |
|                                      | Return .....   |                 |                |             |  |                 |                |             |
|                                      | <b>V-8 5.7 L ENG.</b>                                  |                 |                |             |  |                 |                |             |
|                                      | Pressure; Conventional System; Optional Hose .....     | 71402           |                |             |  |                 |                |             |
|                                      | Pressure; Conventional System; Preferred Hose .....    | 71088           |                |             |  |                 |                |             |
|                                      | Pressure - Hydroboost To Gear; Hydroboost System ..... | 71093           |                |             |  |                 |                |             |

**ILLUSTRATIONS**

\* Cut From C.P.E. 3/8" I.D. Hose: 71350 (48"), 81352 (25').  
 † Cut From S.A.E. 11/32" I.D. Hose: 80062 (12"), 80063 (24"), 80064 (36"), 81353 (25').  
 ★ Cut From S.A.E. 3/8" I.D. Hose: 71224 (24"), 71236 (36"), 71206 (48"), 81206 (25'). May Also Use 3/8" C.P.E.  
 ✱ Cut From S.A.E. 5/8" I.D. Hose: 71351 (36").  
 □ Cut From 1/2" I.D. Suction Hose: 71296 (36"), 81354 (10').  
 ✧ Cut From 5/8" I.D. Suction Hose: 71207 (42"), 81355 (10').  
 ✨ Cut From 3/4" I.D. Suction Hose: 71297 (36"), 81356 (10').  
 ☆ See Page A14 For Pump or Gear Identification.

Ⓜ Two Required.  
 Ⓝ Three Required.  
 Ⓞ Four Required.  
 ≍ Cut To Fit.  
 ✱ Replaces Both Upper and Lower Hose.  
 ▲ 252660 Adaptor Required For Some Models.  
 ✧ See Page A6 For Installation Procedure.

# Power Steering Hose for Light Trucks

| Application  | Assembly Number | Multi-Use Hose | End Fitting | Application  | Assembly Number | Multi-Use Hose | End Fitting |                                      |
|--|-----------------|----------------|-------------|--|-----------------|----------------|-------------|--------------------------------------|
| <b>GMC - Continued</b>                                 |                 |                |             | <b>GMC - Continued</b>                                 |                 |                |             | <b>SYSTEM PUMP &amp; GEAR IDENT.</b> |
| <b>JIMMY - Continued</b>                               |                 |                |             | <b>JIMMY - Continued</b>                               |                 |                |             |                                      |
| <b>1987 - Continued</b>                                |                 |                |             | <b>1984-1983 - Continued</b>                           |                 |                |             | <b>SYSTEM &amp; COMPONENT IDENT.</b> |
| <b>V-8 5.7 L ENG. - Continued</b>                      |                 |                |             | <b>V-8 5.0 L ENG.</b>                                  |                 |                |             |                                      |
| Pressure - Pump To Hydroboost; Hydroboost System ..... | 91466           |                |             | Pressure; Optional Hose.....                           | 71402           |                |             |                                      |
| Return; Conventional System .....                      |                 | *12"           |             | Pressure; Preferred Hose .....                         | 71088           |                | *20"        |                                      |
| Return - Gear To Pump; Hydroboost System.....          |                 | *24"           |             | Return .....   |                 |                |             |                                      |
| Return - Hydroboost To Pump; Hydroboost System .....   |                 | *32"           |             | <b>V-8 5.7 L ENG.</b>                                  |                 |                |             |                                      |
| <b>V-8 6.2 L DIESEL ENG.</b>                           |                 |                |             | Pressure; Conventional System; Optional Hose .....     |                 |                |             | 71402                                |
| Pressure - Hydroboost To Gear.....                     | 71093           |                |             | Pressure; Conventional System; Preferred Hose .....    | 71088           |                |             |                                      |
| Pressure - Pump To Hydroboost.....                     | 91468           |                |             | Pressure - Hydroboost To Gear; Hydroboost System ..... | 71093           |                |             |                                      |
| Reservoir .....  |                 | ☼              |             | Pressure - Pump To Hydroboost; Hydroboost System ..... | 91466           |                | *20"        |                                      |
| Return - Gear To Pump.....                             |                 | *24"           |             | Return; Conventional System .....                      |                 |                | *24"        |                                      |
| Return - Hydroboost To Pump .....                      |                 | *32"           |             | Return - Gear To Pump; Hydroboost System.....          |                 |                | *24"        |                                      |
| <b>1986-1985</b>                                       |                 |                |             | Return - Hydroboost To Pump; Hydroboost System .....   |                 |                |             | *32"                                 |
| <b>4-CYL. 2.5 L ENG.</b>                               |                 |                |             | <b>V-8 6.2 L DIESEL ENG.</b>                           |                 |                |             | <b>PASS. CARS</b>                    |
| Pressure .....   |                 |                |             | Pressure - Hydroboost To Gear.....                     |                 |                |             |                                      |
| Reservoir .....  |                 |                |             | Pressure - Pump To Hydroboost.....                     |                 |                |             | <b>LIGHT TRUCKS</b>                  |
| Return .....   |                 |                |             | Reservoir .....  |                 |                |             |                                      |
| Return .....   |                 |                |             | Return - Gear To Pump.....                             |                 |                |             | <b>MEDIUM/HEAVY TRUCKS</b>           |
| Return .....   |                 |                |             | Return - Hydroboost To Pump .....                      |                 |                |             |                                      |
| <b>V-6 2.8 L ENG.</b>                                  |                 |                |             | <b>V-8 5.0 L ENG.</b>                                  |                 |                |             | <b>BUSES</b>                         |
| Pressure .....   |                 |                |             | Pressure; Optional Hose.....                           |                 |                |             |                                      |
| Return .....   |                 |                |             | Pressure; Preferred Hose .....                         |                 |                |             | <b>HOSE NUMERICAL</b>                |
| Return .....   |                 |                |             | Return .....   |                 |                |             |                                      |
| <b>V-8 5.0 L ENG.</b>                                  |                 |                |             | <b>1982</b>  |                 |                |             | <b>REPAIR KITS</b>                   |
| Pressure; Optional Hose.....                           |                 |                |             | <b>6-CYL. 4.1 L ENG.</b>                               |                 |                |             |                                      |
| Pressure; Preferred Hose .....                         |                 |                |             | Pressure; Conventional System.....                     |                 |                |             | <b>KIT NUMERICAL</b>                 |
| Return .....   |                 |                |             | Pressure - Hydroboost To Gear; Hydroboost System ..... |                 |                |             |                                      |
| <b>V-8 5.7 L ENG.</b>                                  |                 |                |             | Pressure - Pump To Hydroboost; Hydroboost System ..... |                 |                |             | <b>ILLUSTRATIONS</b>                 |
| Pressure; Conventional System; Optional Hose .....     |                 |                |             | Return; Conventional System .....                      |                 |                |             |                                      |
| Pressure; Conventional System; Preferred Hose .....    |                 |                |             | Return - Gear To Pump; Hydroboost System.....          |                 |                |             |                                      |
| Pressure - Hydroboost To Gear; Hydroboost System ..... |                 |                |             | Return - Hydroboost To Pump; Hydroboost System .....   |                 |                |             |                                      |
| Pressure - Pump To Hydroboost; Hydroboost System ..... |                 |                |             | <b>V-8 5.0 L ENG.</b>                                  |                 |                |             |                                      |
| Return; Conventional System.....                       |                 |                |             | Pressure; Optional Hose.....                           |                 |                |             |                                      |
| Return - Gear To Pump; Hydroboost System.....          |                 |                |             | Pressure; Preferred Hose .....                         |                 |                |             |                                      |
| Return - Hydroboost To Pump; Hydroboost System .....   |                 |                |             | Return .....   |                 |                |             |                                      |
| <b>V-8 6.2 L DIESEL ENG.</b>                           |                 |                |             | <b>V-8 5.7 L ENG.</b>                                  |                 |                |             |                                      |
| Pressure - Hydroboost To Gear.....                     |                 |                |             | Pressure; Conventional System; Optional Hose .....     |                 |                |             |                                      |
| Pressure - Pump To Hydroboost.....                     |                 |                |             | Pressure; Conventional System; Preferred Hose .....    |                 |                |             |                                      |
| Reservoir .....  |                 |                |             | Pressure - Hydroboost To Gear; Hydroboost System ..... |                 |                |             |                                      |
| Return - Gear To Pump.....                             |                 |                |             | Pressure - Pump To Hydroboost; Hydroboost System ..... |                 |                |             |                                      |
| Return - Hydroboost To Pump .....                      |                 |                |             | Return; Conventional System .....                      |                 |                |             |                                      |
| <b>1984-1983</b>                                       |                 |                |             | Return - Gear To Pump; Hydroboost System.....          |                 |                |             |                                      |
| <b>4-CYL. 1.9 L ENG.</b>                               |                 |                |             | Return - Hydroboost To Pump; Hydroboost System .....   |                 |                |             |                                      |
| Pressure; W/A.C.....                                   |                 |                |             | <b>V-8 5.0 L ENG.</b>                                  |                 |                |             |                                      |
| Pressure; W/O A.C. ....                                |                 |                |             | Pressure; Optional Hose.....                           |                 |                |             |                                      |
| Return; W/A.C.....                                     |                 |                |             | Pressure; Preferred Hose .....                         |                 |                |             |                                      |
| Return; W/O A.C.....                                   |                 |                |             | Return .....   |                 |                |             |                                      |
| <b>4-CYL. 2.0 L ENG.</b>                               |                 |                |             | <b>V-8 5.7 L ENG.</b>                                  |                 |                |             |                                      |
| Pressure .....   |                 |                |             | Pressure; Conventional System; Optional Hose .....     |                 |                |             |                                      |
| Return .....   |                 |                |             | Pressure; Conventional System; Preferred Hose .....    |                 |                |             |                                      |
| <b>V-6 2.8 L ENG.</b>                                  |                 |                |             | Pressure - Hydroboost To Gear; Hydroboost System ..... |                 |                |             |                                      |
| Pressure .....   |                 |                |             | Pressure - Pump To Hydroboost; Hydroboost System ..... |                 |                |             |                                      |
| Return .....   |                 |                |             | Return; Conventional System .....                      |                 |                |             |                                      |
| Return .....   |                 |                |             | Return - Gear To Pump; Hydroboost System.....          |                 |                |             |                                      |
| Return .....   |                 |                |             | Return - Hydroboost To Pump; Hydroboost System .....   |                 |                |             |                                      |

\* Cut From C.P.E. 3/8" I.D. Hose: 71350 (48"), 81352 (25').  
 † Cut From S.A.E. 11/32" I.D. Hose: 80062 (12"), 80063 (24"), 80064 (36"), 81353 (25').  
 ★ Cut From S.A.E. 3/8" I.D. Hose: 71224 (24"), 71236 (36"), 71206 (48"), 81206 (25'). May Also Use 3/8" C.P.E.  
 ♣ Cut From S.A.E. 5/8" I.D. Hose: 71351 (36").  
 □ Cut From 1/2" I.D. Suction Hose: 71296 (36"), 81354 (10').  
 ♠ Cut From 5/8" I.D. Suction Hose: 71207 (42"), 81355 (10').  
 ✱ Cut From 3/4" I.D. Suction Hose: 71297 (36"), 81356 (10').  
 ☆ See Page A14 For Pump or Gear Identification.

Ⓜ Two Required.  
 Ⓝ Three Required.  
 Ⓞ Four Required.  
 ≍ Cut To Fit.  
 ☼ Replaces Both Upper and Lower Hose.  
 ▲ 252660 Adaptor Required For Some Models.  
 ♣ See Page A6 For Installation Procedure.

# Power Steering Hose for Light Trucks

|                                      | Application  | Assembly Number | Multi-Use Hose | End Fitting | Application   | Assembly Number | Multi-Use Hose | End Fitting |
|--------------------------------------|--|-----------------|----------------|-------------|---|-----------------|----------------|-------------|
| <b>SYSTEM PUMP &amp; GEAR IDENT.</b> | <b>GMC - Continued</b>   |                 |                |             | <b>GMC - Continued</b>  |                 |                |             |
|                                      | <b>JIMMY - Continued</b>                                       |                 |                |             | <b>JIMMY - Continued</b>                                      |                 |                |             |
|                                      | <b>1981-1980</b>   |                 |                |             | <b>1978 - Continued</b>                                       |                 |                |             |
|                                      | <b>6-CYL. 4.1 L ENG.</b>                                       |                 |                |             | <b>6-CYL. 250 ENG. - Continued</b>                            |                 |                |             |
| <b>SYSTEM &amp; COMPONENT IDENT.</b> | Pressure; Conventional System.....                             | 71092           |                |             | Pressure - Hydroboost To Gear; Hydroboost System .....        | 70924           |                |             |
|                                      | Pressure - Hydroboost To Gear; Hydroboost System .....         | 71093           |                |             | Pressure - Pump To Hydroboost; Hydroboost System .....        | 91571           |                |             |
|                                      | Pressure - Pump To Hydroboost; Hydroboost System .....         | 91467           |                |             | Return; Conventional System; W/Calif. Emission System.....    |                 | ★18"           |             |
|                                      | Return; Conventional System .....                              |                 | ★18"           |             | Return; Conventional System; W/O Calif. Emission System ..... | ☉70518          | ★22"           | 39859       |
|                                      | Return - Gear To Pump; Hydroboost System.....                  |                 | ★24"           |             | Return - Gear To Pump; Hydroboost System.....                 |                 | ★34"           |             |
| <b>PASS. CARS</b>                    | Return - Hydroboost To Pump; Hydroboost System .....           |                 | ★32"           |             | Return - Hydroboost To Pump; Hydroboost System .....          |                 | ★42"           |             |
|                                      | <b>V-8 5.0 L ENG.</b>  |                 |                |             | <b>V-8 305 ENG.; V-8 400 ENG.</b>                             |                 |                |             |
|                                      | Pressure; Optional Hose.....                                   | 71402           |                |             | Pressure .....  | 70911           |                |             |
|                                      | Pressure; Preferred Hose .....                                 | 71088           |                |             | Return .....  | ☉70518          | ★22"           | 39135       |
|                                      | Return .....   | ☉70518          | ★24"           | 39106       | <b>V-8 350 ENG.</b>   |                 |                |             |
|                                      | <b>V-8 5.7 L ENG.</b>  |                 |                |             | Pressure; Conventional System.....                            |                 |                |             |
|                                      | Pressure; Conventional System; Optional Hose .....             | 71402           |                |             | Pressure - Hydroboost To Gear; Hydroboost System .....        | 70924           |                |             |
| <b>LIGHT TRUCKS</b>                  | Pressure; Conventional System; Preferred Hose .....            | 71088           |                |             | Pressure - Pump To Hydroboost; Hydroboost System .....        | 91570           |                |             |
|                                      | Pressure - Hydroboost To Gear; Hydroboost System .....         | 71093           |                |             | Return; Conventional System .....                             | ☉70518          | ★22"           | 39135       |
|                                      | Pressure - Pump To Hydroboost; Hydroboost System .....         | 91466           |                |             | Return - Gear To Pump; Hydroboost System.....                 |                 | ★34"           |             |
|                                      | Return; Conventional System .....                              | ☉70518          | ★24"           | 39106       | Return - Hydroboost To Pump; Hydroboost System .....          |                 | ★42"           |             |
|                                      | Return - Gear To Pump; Hydroboost System.....                  |                 | ★24"           |             | <b>1977</b>   |                 |                |             |
|                                      | Return - Hydroboost To Pump; Hydroboost System .....           |                 | ★32"           |             | <b>6-CYL. 250 ENG.</b>  |                 |                |             |
| <b>MEDIUM/HEAVY TRUCKS</b>           | <b>1979</b>  |                 |                |             | Pressure; Conventional System.....                            |                 |                |             |
|                                      | <b>6-CYL. 250 ENG.</b>   |                 |                |             | Pressure - Hydroboost To Gear; Hydroboost System .....        |                 |                |             |
|                                      | Pressure; Conventional System.....                             | 70910           |                |             | Pressure - Pump To Hydroboost; Hydroboost System .....        | 91571           |                |             |
|                                      | Pressure - Hydroboost To Gear; Hydroboost System .....         | 70924           |                |             | Return; Conventional System .....                             | ☉70518          | ★22"           | 39859       |
| <b>BUSES</b>                         | Pressure - Pump To Hydroboost; Hydroboost System .....         | 91571           |                |             | Return - Gear To Pump; Hydroboost System.....                 |                 | ★34"           |             |
|                                      | Return; Conventional System .....                              | ☉70518          | ★22"           | 39859       | Return - Hydroboost To Pump; Hydroboost System .....          |                 | ★42"           |             |
|                                      | Return - Gear To Pump; Hydroboost System.....                  |                 | ★34"           |             | <b>V-8 305 ENG.; V-8 400 ENG.</b>                             |                 |                |             |
|                                      | Return - Hydroboost To Pump; Hydroboost System .....           |                 | ★42"           |             | Pressure .....  | 70911           |                |             |
| <b>HOSE NUMERICAL</b>                | <b>V-8 305 ENG.; V-8 400 ENG.</b>                              |                 |                |             | Return .....  |                 |                |             |
|                                      | Pressure .....   | 70911           |                |             | ☉70518  | ★22"            | 39135          |             |
|                                      | Return .....   | ☉70518          | ★22"           | 39135       | <b>V-8 350 ENG.</b>   |                 |                |             |
|                                      | <b>V-8 350 ENG.</b>  |                 |                |             | Pressure; Conventional System.....                            |                 |                |             |
|                                      | Pressure; Conventional System.....                             | 70911           |                |             | Pressure - Hydroboost To Gear; Hydroboost System .....        | 70924           |                |             |
|                                      | Pressure - Hydroboost To Gear; Hydroboost System .....         | 70924           |                |             | Pressure - Pump To Hydroboost; Hydroboost System .....        | 91570           |                |             |
|                                      | Pressure - Pump To Hydroboost; Hydroboost System .....         | 91570           |                |             | Return; Conventional System .....                             | ☉70518          | ★22"           | 39135       |
| <b>REPAIR KITS</b>                   | Return; Conventional System .....                              | ☉70518          | ★22"           | 39135       | Return - Gear To Pump; Hydroboost System.....                 |                 | ★34"           |             |
|                                      | Return - Gear To Pump; Hydroboost System.....                  |                 | ★34"           |             | Return - Hydroboost To Pump; Hydroboost System .....          |                 | ★42"           |             |
|                                      | Return - Hydroboost To Pump; Hydroboost System .....           |                 | ★42"           |             | <b>1976-1975</b>  |                 |                |             |
| <b>KIT NUMERICAL</b>                 | <b>1978</b>  |                 |                |             | <b>6-CYL. 250 ENG.</b>  |                 |                |             |
|                                      | <b>6-CYL. 250 ENG.</b>   |                 |                |             | Pressure; Conventional System.....                            |                 |                |             |
|                                      | Pressure; Conventional System; W/Calif. Emission System .....  | 70260           |                |             | Pressure - Hydroboost To Gear; Hydroboost System .....        | 70924           |                |             |
|                                      | Pressure; Conventional System; W/O Calif. Emission System..... | 70910           |                |             | Pressure - Pump To Hydroboost; Hydroboost System .....        | 91571           |                |             |
|                                      |  |                 |                |             | Return; Conventional System .....                             | ☉70629          | ★22"           | 39859       |

**ILLUSTRATIONS**

- \* Cut From C.P.E. 3/8" I.D. Hose: 71350 (48"), 81352 (25').
- † Cut From S.A.E. 11/32" I.D. Hose: 80062 (12"), 80063 (24"), 80064 (36"), 81353 (25').
- ★ Cut From S.A.E. 3/8" I.D. Hose: 71224 (24"), 71236 (36"), 71206 (48"), 81206 (25'). May Also Use 3/8" C.P.E.
- ♣ Cut From S.A.E. 5/8" I.D. Hose: 71351 (36").
- Cut From 1/2" I.D. Suction Hose: 71296 (36"), 81354 (10').
- ♣ Cut From 5/8" I.D. Suction Hose: 71207 (42"), 81355 (10').
- ✱ Cut From 3/4" I.D. Suction Hose: 71297 (36"), 81356 (10').
- ☆ See Page A14 For Pump or Gear Identification.

- Ⓜ Two Required.
- Ⓝ Three Required.
- Ⓞ Four Required.
- ☉ Cut To Fit.
- ⊗ Replaces Both Upper and Lower Hose.
- ▲ 252660 Adaptor Required For Some Models.
- ♣ See Page A6 For Installation Procedure.

# Power Steering Hose for Light Trucks

| Application   | Assembly Number | Multi-Use Hose | End Fitting | Application  | Assembly Number | Multi-Use Hose | End Fitting |                           |
|---|-----------------|----------------|-------------|--|-----------------|----------------|-------------|---------------------------|
| <b>GMC - Continued</b>                                |                 |                |             | <b>GMC - Continued</b>   |                 |                |             | SYSTEM PUMP & GEAR IDENT. |
| <b>JIMMY - Continued</b>                              |                 |                |             | <b>JIMMY - Continued</b>   |                 |                |             |                           |
| <b>1976-1975 - Continued</b>                          |                 |                |             | <b>1973 - Continued</b>  |                 |                |             |                           |
| <b>6-CYL. 250 ENG. - Continued</b>                    |                 |                |             | <b>6-CYL. 250 ENG. - Continued</b>   |                 |                |             |                           |
| Return - Cooler To Tee; Hydroboost System.....        |                 | ★              |             | Pressure - Hydroboost To Gear; Hydroboost System.....                              | 70924           |                |             |                           |
| Return - Gear To Cooler; Hydroboost System.....       |                 | ★              |             | Pressure - Pump To Hydroboost; Hydroboost System.....                              | 91569           | ★22"           | 39859       |                           |
| Return - Hydroboost To Tee; Hydroboost System.....    |                 | ★30"           |             | Return; Conventional System.....   | ≅70629          |                |             |                           |
| Return - Tee To Pump; Hydroboost System.....          |                 | ★12"           |             | Return - Cooler To Tee; Hydroboost System.....                                     |                 | ★              |             |                           |
| <b>V-8 350 ENG.</b>                                   |                 |                |             | <b>V-8 307 ENG.; V-8 350 ENG.</b>  |                 |                |             |                           |
| Pressure; Conventional System.....                    | 70911           |                |             | Pressure; Conventional System.....   | 70911           |                |             |                           |
| Pressure - Hydroboost To Gear; Hydroboost System..... | 70924           |                |             | Pressure - Hydroboost To Gear; Hydroboost System.....                              | 70924           |                |             |                           |
| Pressure - Pump To Hydroboost; Hydroboost System..... | 91570           |                |             | Pressure - Pump To Hydroboost; Hydroboost System.....                              | 91569           | ★22"           | 39135       |                           |
| Return; Conventional System.....                      | ≅70551          | ★22"           | 39135       | Return; Conventional System.....   | ≅70551          |                |             |                           |
| Return - Cooler To Tee; Hydroboost System.....        |                 | ★              |             | Return - Cooler To Tee; Hydroboost System.....                                     |                 | ★              |             |                           |
| Return - Gear To Cooler; Hydroboost System.....       |                 | ★              |             | Return - Gear To Cooler; Hydroboost System.....                                    |                 | ★              |             |                           |
| Return - Hydroboost To Tee; Hydroboost System.....    |                 | ★30"           |             | Return - Hydroboost To Tee; Hydroboost System.....                                 |                 | ★              |             |                           |
| Return - Tee To Pump; Hydroboost System.....          |                 | ★12"           |             | Return - Tee To Pump; Hydroboost System.....                                       |                 | ★              |             |                           |
| <b>V-8 400 ENG.</b>                                   |                 |                |             | <b>1972-1970</b>   |                 |                |             |                           |
| Pressure.....   | 70911           |                |             | <b>6-CYL. 250 ENG.; V-8 307 ENG.; V-8 350 ENG.</b>                                 |                 |                |             |                           |
| Return.....   | ≅70551          | ★22"           | 39135       | Pressure; W/Female Pressure Port.....  | 70917           |                |             |                           |
| <b>1974</b>   |                 |                |             | Pressure; W/Male Pressure Port.....  | 71065           |                |             |                           |
| <b>6-CYL. 250 ENG.</b>                                |                 |                |             | Return; W/2WD.....   |                 | ★30"           |             |                           |
| Pressure; Conventional System.....                    | 70910           |                |             | Return; W/4WD.....   |                 | ★28"           |             |                           |
| Pressure - Hydroboost To Gear; Hydroboost System..... | 70924           |                |             | <b>P SERIES VAN</b>  |                 |                |             |                           |
| Pressure - Pump To Hydroboost; Hydroboost System..... | 91569           |                |             | <b>1995</b>  |                 |                |             |                           |
| Return; Conventional System.....                      | ≅70629          | ★22"           | 39859       | <b>V-6 4.3 L ENG.</b>  |                 |                |             |                           |
| Return - Cooler To Tee; Hydroboost System.....        |                 | ★              |             | Pressure; Conventional System.....   | 71248           |                |             |                           |
| Return - Gear To Cooler; Hydroboost System.....       |                 | ★              |             | Pressure - Hydroboost To Gear; Hydroboost System; Motor Home.....                  | 91727           |                |             |                           |
| Return - Hydroboost To Tee; Hydroboost System.....    |                 | ★              |             | Pressure - Hydroboost To Gear; Hydroboost System; W/Front I-Beam Suspension.....   | 91537           |                |             |                           |
| Return - Tee To Pump; Hydroboost System.....          |                 | ★              |             | Pressure - Hydroboost To Gear; Hydroboost System; W/O Front I-Beam Suspension..... | 91470           |                |             |                           |
| <b>V-8 350 ENG.</b>                                   |                 |                |             | Pressure - Pump To Hydroboost; Hydroboost System; W/Brake Warning System.....      | 91820           |                |             |                           |
| Pressure; Conventional System.....                    | 70911           |                |             | Pressure - Pump To Hydroboost; Hydroboost System; W/O Brake Warning System.....    | 71250           |                |             |                           |
| Pressure - Hydroboost To Gear; Hydroboost System..... | 70924           |                |             | Return; Conventional System.....   |                 | *              |             |                           |
| Pressure - Pump To Hydroboost; Hydroboost System..... | 91569           |                |             | Return - Gear To Pump; Hydroboost System.....                                      |                 | ★20"           |             |                           |
| Return; Conventional System.....                      | ≅70551          | ★22"           | 39135       | Return - Hydroboost To Pump; Hydroboost System.....                                |                 | ★34"           |             |                           |
| Return - Cooler To Tee; Hydroboost System.....        |                 | ★              |             | <b>V-8 5.7 L ENG.</b>  |                 |                |             |                           |
| Return - Gear To Cooler; Hydroboost System.....       |                 | ★              |             | Pressure; Conventional System.....   | 71248           |                |             |                           |
| Return - Hydroboost To Tee; Hydroboost System.....    |                 | ★              |             | SYSTEM PUMP & GEAR IDENT.  |                 |                |             |                           |
| Return - Tee To Pump; Hydroboost System.....          |                 | ★              |             |  |                 |                |             |                           |
| <b>1973</b>   |                 |                |             |  |                 |                |             |                           |
| <b>6-CYL. 250 ENG.</b>                                |                 |                |             |  |                 |                |             |                           |
| Pressure; Conventional System.....                    | 70910           |                |             |  |                 |                |             |                           |

\* Cut From C.P.E. 3/8" I.D. Hose: 71350 (48"), 81352 (25").  
 † Cut From S.A.E. 11/32" I.D. Hose: 80062 (12"), 80063 (24"), 80064 (36"), 81353 (25").  
 ★ Cut From S.A.E. 3/8" I.D. Hose: 71224 (24"), 71236 (36"), 71206 (48"), 81206 (25"). May Also Use 3/8" C.P.E.  
 ❖ Cut From S.A.E. 5/8" I.D. Hose: 71351 (36").  
 □ Cut From 1/2" I.D. Suction Hose: 71296 (36"), 81354 (10').  
 ❖ Cut From 5/8" I.D. Suction Hose: 71207 (42"), 81355 (10').  
 \* Cut From 3/4" I.D. Suction Hose: 71297 (36"), 81356 (10').  
 ☆ See Page A14 For Pump or Gear Identification.

② Two Required.  
 ③ Three Required.  
 ④ Four Required.  
 ≅ Cut To Fit.  
 \* Replaces Both Upper and Lower Hose.  
 ▲ 252660 Adaptor Required For Some Models.  
 ❖ See Page A6 For Installation Procedure.

ILLUSTRATIONS

# Power Steering Hose for Light Trucks

|                                      | Application  | Assembly Number | Multi-Use Hose | End Fitting | Application  | Assembly Number | Multi-Use Hose | End Fitting |
|--------------------------------------|--|-----------------|----------------|-------------|--|-----------------|----------------|-------------|
| <b>SYSTEM PUMP &amp; GEAR IDENT.</b> | <b>GMC - Continued</b>   |                 |                |             | <b>GMC - Continued</b>   |                 |                |             |
|                                      | <b>P SERIES VAN - Continued</b>  |                 |                |             | <b>P SERIES VAN - Continued</b>  |                 |                |             |
|                                      | <b>1995 - Continued</b>  |                 |                |             | <b>1994 - Continued</b>  |                 |                |             |
|                                      | <b>V-8 5.7 L ENG. - Continued</b>  |                 |                |             | <b>V-6 4.3 L ENG. - Continued</b>  |                 |                |             |
| <b>SYSTEM &amp; COMPONENT IDENT.</b> | Pressure - Hydroboost To Gear; Hydroboost System; W/Front I-Beam Suspension.....                 | 91537           |                |             | Pressure - Hydroboost To Gear; Hydroboost System; W/Front I-Beam Suspension.....       | 91537           |                |             |
|                                      | Pressure - Hydroboost To Gear; Hydroboost System; W/O Front I-Beam Suspension.....               | 91470           |                |             | Pressure - Hydroboost To Gear; Hydroboost System; W/O Front I-Beam Suspension.....     | 91470           |                |             |
|                                      | Pressure - Pump To Hydroboost; Hydroboost System; W/Brake Warning System.....                    | 91820           |                |             | Pressure - Pump To Hydroboost; Hydroboost System; W/Brake Warning System.....          | 91820           |                |             |
| <b>PASS. CARS</b>                    | Pressure - Pump To Hydroboost; Hydroboost System; W/O Brake Warning System.....                  | 71250           |                |             | Pressure - Pump To Hydroboost; Hydroboost System; W/O Brake Warning System.....        | 71250           |                |             |
|                                      | Return; Conventional System.....   |                 | *              |             | Return; Conventional System.....   |                 | *              |             |
|                                      | Return - Gear To Pump; Hydroboost System.....  |                 | *14"           |             | Return - Gear To Pump; Hydroboost System.....  |                 | *20"           |             |
|                                      | Return - Hydroboost To Pump; Hydroboost System.....  |                 | *33"           |             | Return - Hydroboost To Pump; Hydroboost System.....                                    |                 | *34"           |             |
|                                      | <b>V-8 6.5 L DIESEL ENG.</b>   |                 |                |             | <b>V-8 5.7 L ENG.</b>  |                 |                |             |
| <b>LIGHT TRUCKS</b>                  | Pressure - Hydroboost To Gear; W/Front I-Beam Suspension.....                                    | 91537           |                |             | Pressure; Conventional System.....   | 71248           |                |             |
|                                      | Pressure - Hydroboost To Gear; W/O Front I-Beam Suspension.....                                  | 91470           |                |             | Pressure - Hydroboost To Gear; Hydroboost System; W/Front I-Beam Suspension.....       | 91537           |                |             |
|                                      | Pressure - Pump To Hydroboost; Motor Home.....   | 80065           |                |             | Pressure - Hydroboost To Gear; Hydroboost System; W/O Front I-Beam Suspension.....     | 91470           |                |             |
|                                      | Pressure - Pump To Hydroboost; W/Brake Warning System; Exc. Motor Home.....                      | 91821           |                |             | Pressure - Pump To Hydroboost; Hydroboost System; W/Brake Warning System.....          | 91820           |                |             |
| <b>MEDIUM/HEAVY TRUCKS</b>           | Pressure - Pump To Hydroboost; W/O Brake Warning System; Exc. Motor Home.....                    | 91822           |                |             | Pressure - Pump To Hydroboost; Hydroboost System; W/O Brake Warning System.....        | 71250           |                |             |
|                                      | Return - Gear To Pump; Exc. Motor Home.....  |                 | *14"           |             | Return; Conventional System.....   |                 | *              |             |
|                                      | Return - Gear To Pump; Motor Home... Return - Hydroboost To Pump; Exc. Motor Home.....           |                 | *              |             | Return - Gear To Pump; Hydroboost System.....  |                 | *14"           |             |
|                                      | Return - Hydroboost To Pump; Motor Home.....   |                 | *33"           |             | Return - Hydroboost To Pump; Hydroboost System.....                                    |                 | *33"           |             |
| <b>BUSES</b>                         | Return - Hydroboost To Pump; Motor Home.....   |                 | *              |             | <b>V-8 6.5 L DIESEL ENG.</b>   |                 |                |             |
|                                      | <b>V-8 7.4 L ENG.</b>  |                 |                |             | Pressure - Hydroboost To Gear; W/Front I-Beam Suspension.....                          |                 |                |             |
|                                      | Pressure; Conventional System; P30.....  | 71096           |                |             | Pressure - Hydroboost To Gear; W/O Front I-Beam Suspension.....                        | 91470           |                |             |
|                                      | Pressure - Hydroboost To Gear; Hydroboost System; W/Front I-Beam Suspension.....                 | 91537           |                |             | Pressure - Pump To Hydroboost; Motor Home.....   | 80057           |                |             |
| <b>HOSE NUMERICAL</b>                | Pressure - Hydroboost To Gear; Hydroboost System; W/O Front I-Beam Suspension.....               | 91470           |                |             | Pressure - Pump To Hydroboost; W/Brake Warning System; Exc. Motor Home.....            | 91821           |                |             |
|                                      | Pressure - Pump To Hydroboost; Hydroboost System; W/Brake Warning System; Exc. Motor Home.....   | 91820           |                |             | Pressure - Pump To Hydroboost; W/O Brake Warning System; Exc. Motor Home.....          | 91822           |                |             |
|                                      | Pressure - Pump To Hydroboost; Hydroboost System; W/O Brake Warning System; Exc. Motor Home..... | 71249           |                |             | Return - Gear To Pump; Exc. Motor Home.....  |                 | *14"           |             |
| <b>REPAIR KITS</b>                   | Return; Conventional System; P30.....  |                 | *              |             | Return - Gear To Pump; Motor Home... Return - Hydroboost To Pump; Exc. Motor Home..... |                 | *              |             |
|                                      | Return - Gear To Pump; Hydroboost System; Exc. Motor Home.....                                   |                 | *8"            |             | Return - Hydroboost To Pump; Motor Home.....   |                 | *33"           |             |
|                                      | Return - Gear To Pump; Hydroboost System; Motor Home.....  |                 | *              |             | Return - Hydroboost To Pump; Hydroboost System; Exc. Motor Home.....                   |                 | *33"           |             |
|                                      | Return - Hydroboost To Pump; Hydroboost System; Exc. Motor Home.....                             |                 | *33"           |             | Return - Hydroboost To Pump; Hydroboost System; Motor Home.....                        |                 | *              |             |
| <b>KIT NUMERICAL</b>                 | Return - Hydroboost To Pump; Hydroboost System; Motor Home.....                                  |                 | *              |             | <b>V-8 7.4 L ENG.</b>  |                 |                |             |
|                                      | <b>1994</b>  |                 |                |             | Pressure; Conventional System; P30.....  |                 |                |             |
|                                      | <b>V-6 4.3 L ENG.</b>  |                 |                |             | Pressure - Hydroboost To Gear; Hydroboost System; W/Front I-Beam Suspension.....       |                 |                |             |
|                                      | Pressure; Conventional System.....   | 71248           |                |             | Pressure - Hydroboost To Gear; Hydroboost System; W/O Front I-Beam Suspension.....     | 91470           |                |             |

**ILLUSTRATIONS**

\* Cut From C.P.E. 3/8" I.D. Hose: 71350 (48"), 81352 (25').  
 † Cut From S.A.E. 11/32" I.D. Hose: 80062 (12"), 80063 (24"), 80064 (36"), 81353 (25').  
 ★ Cut From S.A.E. 3/8" I.D. Hose: 71224 (24"), 71236 (36"), 71206 (48"), 81206 (25'). May Also Use 3/8" C.P.E.  
 ♣ Cut From S.A.E. 5/8" I.D. Hose: 71351 (36").  
 □ Cut From 1/2" I.D. Suction Hose: 71296 (36"), 81354 (10').  
 ❖ Cut From 5/8" I.D. Suction Hose: 71207 (42"), 81355 (10').  
 ✱ Cut From 3/4" I.D. Suction Hose: 71297 (36"), 81356 (10').  
 ☆ See Page A14 For Pump or Gear Identification.

Ⓜ Two Required.  
 Ⓝ Three Required.  
 Ⓞ Four Required.  
 Ⓢ Cut To Fit.  
 Ⓠ Replaces Both Upper and Lower Hose.  
 ▲ 252660 Adaptor Required For Some Models.  
 ♣ See Page A6 For Installation Procedure.



# Power Steering Hose for Light Trucks

| Application  | Assembly Number | Multi-Use Hose | End Fitting | Application  | Assembly Number | Multi-Use Hose | End Fitting |                                      |                                      |                   |                     |
|--|-----------------|----------------|-------------|--|-----------------|----------------|-------------|--------------------------------------|--------------------------------------|-------------------|---------------------|
| <b>GMC - Continued</b>   |                 |                |             | <b>GMC - Continued</b>   |                 |                |             | <b>SYSTEM PUMP &amp; GEAR IDENT.</b> |                                      |                   |                     |
| <b>P SERIES VAN - Continued</b>  |                 |                |             | <b>P SERIES VAN - Continued</b>  |                 |                |             |                                      | <b>SYSTEM &amp; COMPONENT IDENT.</b> |                   |                     |
| <b>1994 - Continued</b>  |                 |                |             | <b>1993 - Continued</b>  |                 |                |             |                                      |                                      | <b>PASS. CARS</b> |                     |
| <b>V-8 7.4 L ENG. - Continued</b>  |                 |                |             | <b>V-8 6.2 L DIESEL ENG. - Continued</b>   |                 |                |             |                                      |                                      |                   | <b>LIGHT TRUCKS</b> |
| Pressure - Pump To Hydroboost; Hydroboost System; Motor Home.....                                | 80058           |                |             | Pressure - Pump To Hydroboost; Motor Home.....   | 70411           |                |             |                                      |                                      |                   |                     |
| Pressure - Pump To Hydroboost; Hydroboost System; W/Brake Warning System; Exc. Motor Home.....   | 91820           |                |             | Return - Gear To Pump; Exc. Motor Home.....  |                 | *14"           |             |                                      |                                      |                   |                     |
| Pressure - Pump To Hydroboost; Hydroboost System; W/O Brake Warning System; Exc. Motor Home..... | 71249           |                |             | Return - Gear To Pump; Motor Home... Return - Hydroboost To Pump; Exc. Motor Home..... |                 | *              |             |                                      |                                      |                   |                     |
| Return; Conventional System; P30.....  |                 | *              |             | Return - Hydroboost To Pump; Motor Home.....   |                 | *33"           |             |                                      |                                      |                   |                     |
| Return - Gear To Pump; Hydroboost System; Exc. Motor Home.....                                   |                 | *8"            |             | Return - Hydroboost To Pump; Motor Home.....   |                 | *              |             |                                      |                                      |                   |                     |
| Return - Gear To Pump; Hydroboost System; Motor Home.....  |                 | *              |             | <b>V-8 7.4 L ENG.</b>  |                 |                |             |                                      |                                      |                   |                     |
| Return - Hydroboost To Pump; Hydroboost System; Exc. Motor Home.....                             |                 | *33"           |             | Pressure; Conventional System; P30.....  | 71096           |                |             |                                      |                                      |                   |                     |
| Return - Hydroboost To Pump; Hydroboost System; Motor Home.....                                  |                 | *              |             | Pressure - Hydroboost To Gear; Hydroboost System; W/Front I-Beam Suspension.....       | 91537           |                |             |                                      |                                      |                   |                     |
| <b>1993</b>  |                 |                |             | Pressure - Hydroboost To Gear; Hydroboost System; W/O Front I-Beam Suspension.....     | 91470           |                |             |                                      |                                      |                   |                     |
| <b>V-6 4.3 L ENG.</b>  |                 |                |             | Pressure - Pump To Hydroboost; Hydroboost System; Exc. Motor Home..                    | 71249           |                |             |                                      |                                      |                   |                     |
| Pressure; Conventional System.....   | 91729           |                |             | Pressure - Pump To Hydroboost; Hydroboost System; Motor Home.....                      | 80058           |                |             |                                      |                                      |                   |                     |
| Pressure - Hydroboost To Gear; Hydroboost System; W/Front I-Beam Suspension.....                 | 91537           |                |             | Return; Conventional System; P30.....  |                 | *              |             |                                      |                                      |                   |                     |
| Pressure - Hydroboost To Gear; Hydroboost System; W/O Front I-Beam Suspension.....               | 91470           |                |             | Return - Gear To Pump; Hydroboost System; Exc. Motor Home.....                         |                 | *8"            |             |                                      |                                      |                   |                     |
| Pressure - Pump To Hydroboost; Hydroboost System; W/Brake Warning System.....                    | 71256           |                |             | Return - Gear To Pump; Hydroboost System; Motor Home.....                              |                 | *              |             |                                      |                                      |                   |                     |
| Pressure - Pump To Hydroboost; Hydroboost System; W/O Brake Warning System.....                  | 71250           |                |             | Return - Hydroboost To Pump; Hydroboost System; Exc. Motor Home.....                   |                 | *33"           |             |                                      |                                      |                   |                     |
| Return; Conventional System.....   |                 | *              |             | Return - Hydroboost To Pump; Hydroboost System; Motor Home.....                        |                 | *              |             |                                      |                                      |                   |                     |
| Return - Gear To Pump; Hydroboost System.....  |                 | *20"           |             | <b>1992</b>  |                 |                |             |                                      |                                      |                   |                     |
| Return - Hydroboost To Pump; Hydroboost System.....  |                 | *34"           |             | <b>V-6 4.3 L ENG.</b>  |                 |                |             |                                      |                                      |                   |                     |
| <b>V-8 5.7 L ENG.</b>  |                 |                |             | Pressure; Conventional System.....   | 91729           |                |             |                                      |                                      |                   |                     |
| Pressure; Conventional System.....   | 71248           |                |             | Pressure - Hydroboost To Gear; Hydroboost System; W/Front I-Beam Suspension.....       | 91537           |                |             |                                      |                                      |                   |                     |
| Pressure - Hydroboost To Gear; Hydroboost System; W/Front I-Beam Suspension.....                 | 91537           |                |             | Pressure - Hydroboost To Gear; Hydroboost System; W/O Front I-Beam Suspension.....     | 91470           |                |             |                                      |                                      |                   |                     |
| Pressure - Hydroboost To Gear; Hydroboost System; W/O Front I-Beam Suspension.....               | 91470           |                |             | Pressure - Pump To Hydroboost; Hydroboost System; W/Brake Warning System.....          | 71250           |                |             |                                      |                                      |                   |                     |
| Pressure - Pump To Hydroboost; Hydroboost System; W/Brake Warning System.....                    | 71256           |                |             | Pressure - Pump To Hydroboost; Hydroboost System; W/O Brake Warning System.....        | 71256           |                |             |                                      |                                      |                   |                     |
| Pressure - Pump To Hydroboost; Hydroboost System; W/O Brake Warning System.....                  | 71250           |                |             | Return; Conventional System.....   |                 | *              |             |                                      |                                      |                   |                     |
| Return; Conventional System.....   |                 | *              |             | Return - Gear To Pump; Hydroboost System.....  |                 | *20"           |             |                                      |                                      |                   |                     |
| Return - Gear To Pump; Hydroboost System.....  |                 | *14"           |             | Return - Hydroboost To Pump; Hydroboost System.....                                    |                 | *34"           |             |                                      |                                      |                   |                     |
| Return - Hydroboost To Pump; Hydroboost System.....  |                 | *33"           |             | <b>V-8 5.7 L ENG.</b>  |                 |                |             |                                      |                                      |                   |                     |
| <b>V-8 6.2 L DIESEL ENG.</b>   |                 |                |             | Pressure; Conventional System.....   | 71248           |                |             |                                      |                                      |                   |                     |
| Pressure - Hydroboost To Gear; W/Front I-Beam Suspension.....                                    | 91537           |                |             | Pressure - Hydroboost To Gear; Hydroboost System; W/Front I-Beam Suspension.....       | 91537           |                |             |                                      |                                      |                   |                     |
| Pressure - Hydroboost To Gear; W/O Front I-Beam Suspension.....                                  | 91470           |                |             | Pressure - Hydroboost To Gear; Hydroboost System; W/O Front I-Beam Suspension.....     | 91470           |                |             |                                      |                                      |                   |                     |
| Pressure - Pump To Hydroboost; Exc. Motor Home.....  | 80150           |                |             | Pressure - Pump To Hydroboost; Hydroboost System; W/Brake Warning System.....          | 71256           |                |             |                                      |                                      |                   |                     |

- \* Cut From C.P.E. 3/8" I.D. Hose: 71350 (48"), 81352 (25).
- † Cut From S.A.E. 11/32" I.D. Hose: 80062 (12"), 80063 (24"), 80064 (36"), 81353 (25).
- ★ Cut From S.A.E. 3/8" I.D. Hose: 71224 (24"), 71236 (36"), 71206 (48"), 81206 (25). May Also Use 3/8" C.P.E.
- ♣ Cut From S.A.E. 5/8" I.D. Hose: 71351 (36").
- Cut From 1/2" I.D. Suction Hose: 71296 (36"), 81354 (10').
- ♠ Cut From 5/8" I.D. Suction Hose: 71207 (42"), 81355 (10').
- ✱ Cut From 3/4" I.D. Suction Hose: 71297 (36"), 81356 (10').
- ☆ See Page A14 For Pump or Gear Identification.

- Ⓜ Two Required.
- Ⓝ Three Required.
- Ⓞ Four Required.
- ≠ Cut To Fit.
- ⊙ Replaces Both Upper and Lower Hose.
- ▲ 252660 Adaptor Required For Some Models.
- ♣ See Page A6 For Installation Procedure.

**ILLUSTRATIONS**

# Power Steering Hose for Light Trucks

|                                      | Application   | Assembly Number | Multi-Use Hose | End Fitting | Application   | Assembly Number | Multi-Use Hose | End Fitting |
|--------------------------------------|---|-----------------|----------------|-------------|---|-----------------|----------------|-------------|
| <b>SYSTEM PUMP &amp; GEAR IDENT.</b> | <b>GMC - Continued</b>  |                 |                |             | <b>GMC - Continued</b>  |                 |                |             |
|                                      | <b>P SERIES VAN - Continued</b>   |                 |                |             | <b>P SERIES VAN - Continued</b>   |                 |                |             |
|                                      | <b>1992 - Continued</b>   |                 |                |             | <b>1991 - Continued</b>   |                 |                |             |
|                                      | <b>V-8 5.7 L ENG. - Continued</b>   |                 |                |             | <b>V-6 4.3 L ENG. - Continued</b>   |                 |                |             |
| <b>SYSTEM &amp; COMPONENT IDENT.</b> | Pressure - Pump To Hydroboost; Hydroboost System; W/O Brake Warning System .....                  | 71250           |                |             | Pressure - Hydroboost To Gear; Hydroboost System; W/O Front I-Beam Suspension.....      | 91470           |                |             |
|                                      | Return; Conventional System.....  |                 | *              |             | Pressure - Pump To Hydroboost; Hydroboost System; W/Brake Warning System.....           | 71256           |                |             |
|                                      | Return - Gear To Pump; Hydroboost System.....   |                 | *14"           |             | Pressure - Pump To Hydroboost; Hydroboost System; W/O Brake Warning System .....        | 71250           |                |             |
|                                      | Return - Hydroboost To Pump; Hydroboost System .....  |                 | *33"           |             | Return; Conventional System .....   |                 | *              |             |
|                                      | <b>V-8 6.2 L DIESEL ENG.</b>  |                 |                |             | Return - Gear To Pump; Hydroboost System.....   |                 | *20"           |             |
| <b>PASS. CARS</b>                    | Pressure - Hydroboost To Gear; W/Front I-Beam Suspension.....                                     | 91537           |                |             | Return - Hydroboost To Pump; Hydroboost System .....                                    |                 | *34"           |             |
|                                      | Pressure - Hydroboost To Gear; W/O Front I-Beam Suspension.....                                   | 91470           |                |             | <b>V-8 5.7 L ENG.</b>   |                 |                |             |
|                                      | Pressure - Pump To Hydroboost; Hydroboost System; W/Brake Warning System; Exc. Motor Home.....    | 71256           |                |             | Pressure; Conventional System.....  | 71248           |                |             |
|                                      | Pressure - Pump To Hydroboost; Motor Home.....  | 70411           |                |             | Pressure - Hydroboost To Gear; Hydroboost System; W/Front I-Beam Suspension .....       | 91537           |                |             |
| <b>LIGHT TRUCKS</b>                  | Pressure - Pump To Hydroboost; W/O Brake Warning System; Exc. Motor Home .....                    | 80150           |                |             | Pressure - Hydroboost To Gear; Hydroboost System; W/O Front I-Beam Suspension.....      | 91470           |                |             |
|                                      | Return - Gear To Pump; Exc. Motor Home .....  |                 | *14"           |             | Pressure - Pump To Hydroboost; Hydroboost System; W/Brake Warning System.....           | 71256           |                |             |
|                                      | Return - Gear To Pump; Motor Home... Return - Hydroboost To Pump; Exc. Motor Home .....           |                 | *              |             | Pressure - Pump To Hydroboost; Hydroboost System; W/O Brake Warning System .....        | 71250           |                |             |
|                                      | Return - Hydroboost To Pump; Motor Home.....  |                 | *33"           |             | Return; Conventional System .....   |                 | *              |             |
|                                      | <b>V-8 7.4 L ENG.</b>   |                 |                |             | Return - Gear To Pump; Hydroboost System.....   |                 | *14"           |             |
| <b>MEDIUM/HEAVY TRUCKS</b>           | Pressure; Conventional System; P30.....   | 71096           |                |             | Return - Hydroboost To Pump; Hydroboost System .....                                    |                 | *33"           |             |
|                                      | Pressure - Hydroboost To Gear; Hydroboost System; W/Front I-Beam Suspension .....                 | 91537           |                |             | <b>V-8 6.2 L DIESEL ENG.</b>  |                 |                |             |
|                                      | Pressure - Hydroboost To Gear; Hydroboost System; W/O Front I-Beam Suspension.....                | 91470           |                |             | Pressure - Hydroboost To Gear; W/Front I-Beam Suspension.....                           | 91537           |                |             |
|                                      | Pressure - Pump To Hydroboost; Hydroboost System; Exc. Motor Home; W/Brake Warning System.....    | 71256           |                |             | Pressure - Hydroboost To Gear; W/O Front I-Beam Suspension.....                         | 91470           |                |             |
| <b>BUSES</b>                         | Pressure - Pump To Hydroboost; Hydroboost System; Exc. Motor Home; W/O Brake Warning System ..... | 71249           |                |             | Pressure - Pump To Hydroboost; Motor Home .....   | 70411           |                |             |
|                                      | Pressure - Pump To Hydroboost; Hydroboost System; Motor Home.....                                 | 80058           |                |             | Pressure - Pump To Hydroboost; W/Brake Warning System; Exc. Motor Home .....            | 71256           |                |             |
|                                      | Return; Conventional System; P30 .....  |                 | *              |             | Pressure - Pump To Hydroboost; W/O Brake Warning System; Exc. Motor Home.....           | 80150           |                |             |
|                                      | Return - Gear To Pump; Hydroboost System.....   |                 | *8"            |             | Return - Gear To Pump; Exc. Motor Home .....  |                 | *14"           |             |
|                                      | Return - Hydroboost To Pump; Hydroboost System .....  |                 | *33"           |             | Return - Gear To Pump; Motor Home... Return - Hydroboost To Pump; Exc. Motor Home ..... |                 | *              |             |
|                                      | <b>1991</b>   |                 |                |             | Return - Hydroboost To Pump; Motor Home .....   |                 | *33"           |             |
|                                      | <b>4-CYL. 3.9 L DIESEL ENG.</b>   |                 |                |             | <b>V-8 7.4 L ENG.</b>   |                 |                |             |
|                                      | Pressure - Hydroboost To Gear; W/Front I-Beam Suspension.....                                     | 91537           |                |             | Pressure; Conventional System; P30.....   | 71096           |                |             |
|                                      | Pressure - Hydroboost To Gear; W/O Front I-Beam Suspension.....                                   | 91470           |                |             | Pressure - Hydroboost To Gear; Hydroboost System; W/Front I-Beam Suspension .....       | 91537           |                |             |
|                                      | Return - Gear To Pump.....  |                 | *              |             | Pressure - Hydroboost To Gear; Hydroboost System; W/O Front I-Beam Suspension.....      | 91470           |                |             |
|                                      | Return - Hydroboost To Pump .....   |                 | *              |             | Pressure - Pump To Hydroboost; Hydroboost System; Motor Home.....                       | 80058           |                |             |
|                                      | <b>V-6 4.3 L ENG.</b>   |                 |                |             | <b>1991</b>   |                 |                |             |
|                                      | Pressure; Conventional System.....  | 91729           |                |             | <b>4-CYL. 3.9 L DIESEL ENG.</b>   |                 |                |             |
|                                      | Pressure - Hydroboost To Gear; Hydroboost System; W/Front I-Beam Suspension.....                  | 91537           |                |             | Pressure - Hydroboost To Gear; W/Front I-Beam Suspension.....                           | 91537           |                |             |

**ILLUSTRATIONS**

\* Cut From C.P.E. 3/8" I.D. Hose: 71350 (48"), 81352 (25').  
 † Cut From S.A.E. 11/32" I.D. Hose: 80062 (12"), 80063 (24"), 80064 (36"), 81353 (25').  
 ★ Cut From S.A.E. 3/8" I.D. Hose: 71224 (24"), 71236 (36"), 71206 (48"), 81206 (25'). May Also Use 3/8" C.P.E.  
 ♣ Cut From S.A.E. 5/8" I.D. Hose: 71351 (36").  
 □ Cut From 1/2" I.D. Suction Hose: 71296 (36"), 81354 (10').  
 ✦ Cut From 5/8" I.D. Suction Hose: 71207 (42"), 81355 (10').  
 ✧ Cut From 3/4" I.D. Suction Hose: 71297 (36"), 81356 (10').  
 ☆ See Page A14 For Pump or Gear Identification.

Ⓜ Two Required.  
 Ⓝ Three Required.  
 Ⓞ Four Required.  
 Ⓢ Cut To Fit.  
 Ⓠ Replaces Both Upper and Lower Hose.  
 ▲ 252660 Adaptor Required For Some Models.  
 ♣ See Page A6 For Installation Procedure.

# Power Steering Hose for Light Trucks

| Application  | Assembly Number | Multi-Use Hose | End Fitting | Application  | Assembly Number | Multi-Use Hose | End Fitting |                                      |
|--|-----------------|----------------|-------------|--|-----------------|----------------|-------------|--------------------------------------|
| <b>GMC - Continued</b>   |                 |                |             | <b>GMC - Continued</b>   |                 |                |             | <b>SYSTEM PUMP &amp; GEAR IDENT.</b> |
| <b>P SERIES VAN - Continued</b>  |                 |                |             | <b>P SERIES VAN - Continued</b>  |                 |                |             |                                      |
| <b>1991 - Continued</b>  |                 |                |             | <b>1990 - Continued</b>  |                 |                |             | <b>SYSTEM &amp; COMPONENT IDENT.</b> |
| <b>V-8 7.4 L ENG. - Continued</b>  |                 |                |             | <b>V-8 6.2 L DIESEL ENG. - Continued</b>   |                 |                |             |                                      |
| Pressure - Pump To Hydroboost; Hydroboost System; W/Brake Warning System; Exc. Motor Home.....   | 71256           |                |             | Pressure - Pump To Hydroboost; W/Brake Warning System.....                         | 70411           |                |             |                                      |
| Pressure - Pump To Hydroboost; Hydroboost System; W/O Brake Warning System; Exc. Motor Home..... | 71249           |                |             | Pressure - Pump To Hydroboost; W/O Brake Warning System.....                       | 80150           |                | *14"        |                                      |
| Return; Conventional System; P30.....  |                 | *              |             | Return - Gear To Pump.....   |                 |                | *33"        |                                      |
| Return - Gear To Pump; Hydroboost System.....  |                 | *8"            |             | Return - Hydroboost To Pump; Motor Home.....                                       |                 |                | *33"        |                                      |
| Return - Hydroboost To Pump; Hydroboost System.....  |                 | *33"           |             | <b>V-8 7.4 L ENG.</b>  |                 |                |             |                                      |
| <b>1990</b>  |                 |                |             | Pressure; Conventional System; P30.....  |                 |                |             | 71096                                |
| <b>4-CYL. 3.9 L DIESEL ENG.</b>  |                 |                |             | Pressure - Hydroboost To Gear; Hydroboost System; W/Front I-Beam Suspension.....   |                 |                |             | 91537                                |
| Pressure - Hydroboost To Gear; W/Front I-Beam Suspension.....                                    | 91537           |                |             | Pressure - Hydroboost To Gear; Hydroboost System; W/O Front I-Beam Suspension..... | 91470           |                |             |                                      |
| Pressure - Hydroboost To Gear; W/O Front I-Beam Suspension.....                                  | 91470           |                |             | Pressure - Pump To Hydroboost; Hydroboost System; Exc. Motor Home.....             | 71249           |                |             |                                      |
| Return - Gear To Pump.....   |                 | *              |             | Pressure - Pump To Hydroboost; Hydroboost System; Motor Home.....                  | 80058           |                |             |                                      |
| Return - Hydroboost To Pump.....   |                 | *              |             | Return; Conventional System; P30.....  |                 | *              |             |                                      |
| <b>V-6 4.3 L ENG.</b>  |                 |                |             | Return - Gear To Pump; Hydroboost System.....                                      |                 |                |             | *8"                                  |
| Pressure; Conventional System.....   | 91729           |                |             | Return - Hydroboost To Pump; Hydroboost System.....                                |                 |                | *33"        |                                      |
| Pressure - Hydroboost To Gear; Hydroboost System; W/Front I-Beam Suspension.....                 | 91537           |                |             | <b>1989</b>  |                 |                |             |                                      |
| Pressure - Hydroboost To Gear; Hydroboost System; W/O Front I-Beam Suspension.....               | 91470           |                |             | <b>4-CYL. 3.9 L DIESEL ENG.</b>  |                 |                |             |                                      |
| Pressure - Pump To Hydroboost; Hydroboost System; W/Brake Warning System.....                    | 71256           |                |             | Pressure - Hydroboost To Gear; W/Front I-Beam Suspension.....                      | 91537           |                |             |                                      |
| Pressure - Pump To Hydroboost; Hydroboost System; W/O Brake Warning System.....                  | 71250           |                |             | Pressure - Hydroboost To Gear; W/O Front I-Beam Suspension.....                    | 91470           |                |             |                                      |
| Return; Conventional System.....   |                 | *              |             | Return - Gear To Pump.....   |                 | *              |             |                                      |
| Return - Gear To Pump; Hydroboost System.....  |                 | *20"           |             | Return - Hydroboost To Pump.....   |                 | *              |             |                                      |
| Return - Hydroboost To Pump; Hydroboost System.....  |                 | *34"           |             | <b>6-CYL. 4.8 L ENG.</b>   |                 |                |             |                                      |
| <b>V-8 5.7 L ENG.</b>  |                 |                |             | Pressure; Conventional System.....   |                 |                |             | 71099                                |
| Pressure; Conventional System.....   | 71248           |                |             | Pressure - Hydroboost To Gear; Hydroboost System; W/Front I-Beam Suspension.....   | 91537           |                |             |                                      |
| Pressure - Hydroboost To Gear; Hydroboost System; W/Front I-Beam Suspension.....                 | 91537           |                |             | Pressure - Hydroboost To Gear; Hydroboost System; W/O Front I-Beam Suspension..... | 91470           |                |             |                                      |
| Pressure - Hydroboost To Gear; Hydroboost System; W/O Front I-Beam Suspension.....               | 91470           |                |             | Pressure - Pump To Hydroboost; Hydroboost System; W/Brake Warning System.....      | 71078           |                |             |                                      |
| Pressure - Pump To Hydroboost; Hydroboost System; W/Brake Warning System.....                    | 71256           |                |             | Pressure - Pump To Hydroboost; Hydroboost System; W/O Brake Warning System.....    | 71147           |                |             |                                      |
| Pressure - Pump To Hydroboost; Hydroboost System; W/O Brake Warning System.....                  | 71250           |                |             | Return; Conventional System.....   |                 | *              |             |                                      |
| Return; Conventional System.....   |                 | *              |             | Return - Gear To Pump; Hydroboost System.....                                      |                 | *10"           |             |                                      |
| Return - Gear To Pump; Hydroboost System.....  |                 | *14"           |             | Return - Hydroboost To Pump; Hydroboost System.....                                |                 | *30"           |             |                                      |
| Return - Hydroboost To Pump; Hydroboost System.....  |                 | *33"           |             | <b>V-8 5.7 L ENG.</b>  |                 |                |             |                                      |
| <b>V-8 6.2 L DIESEL ENG.</b>   |                 |                |             | Pressure; Conventional System.....   |                 |                |             | 71248                                |
| Pressure - Hydroboost To Gear; W/Front I-Beam Suspension.....                                    | 91537           |                |             | Pressure - Hydroboost To Gear; Hydroboost System; W/Front I-Beam Suspension.....   | 91537           |                |             |                                      |
| Pressure - Hydroboost To Gear; W/O Front I-Beam Suspension.....                                  | 91470           |                |             | Pressure - Hydroboost To Gear; Hydroboost System; W/O Front I-Beam Suspension..... | 91470           |                |             |                                      |
|  |                 |                |             | Pressure - Pump To Hydroboost; Hydroboost System; W/Brake Warning System.....      |                 |                |             | 71256                                |

- \* Cut From C.P.E. 3/8" I.D. Hose: 71350 (48"), 81352 (25').
- † Cut From S.A.E. 11/32" I.D. Hose: 80062 (12"), 80063 (24"), 80064 (36"), 81353 (25').
- ★ Cut From S.A.E. 3/8" I.D. Hose: 71224 (24"), 71236 (36"), 71206 (48"), 81206 (25'). May Also Use 3/8" C.P.E.
- ♣ Cut From S.A.E. 5/8" I.D. Hose: 71351 (36").
- Cut From 1/2" I.D. Suction Hose: 71296 (36"), 81354 (10').
- ♣ Cut From 5/8" I.D. Suction Hose: 71207 (42"), 81355 (10').
- ✱ Cut From 3/4" I.D. Suction Hose: 71297 (36"), 81356 (10').
- ☆ See Page A14 For Pump or Gear Identification.

- Ⓜ Two Required.
- Ⓝ Three Required.
- Ⓞ Four Required.
- ⊖ Cut To Fit.
- ⊕ Replaces Both Upper and Lower Hose.
- ▲ 252660 Adaptor Required For Some Models.
- ♣ See Page A6 For Installation Procedure.

**SYSTEM PUMP & GEAR IDENT.**

**SYSTEM & COMPONENT IDENT.**

**PASS. CARS**

**LIGHT TRUCKS**

**MEDIUM/HEAVY TRUCKS**

**BUSES**

**HOSE NUMERICAL**

**REPAIR KITS**

**KIT NUMERICAL**

**ILLUSTRATIONS**

# Power Steering Hose for Light Trucks

|                                      | Application  | Assembly Number | Multi-Use Hose | End Fitting | Application  | Assembly Number | Multi-Use Hose | End Fitting |
|--------------------------------------|--|-----------------|----------------|-------------|--|-----------------|----------------|-------------|
| <b>SYSTEM PUMP &amp; GEAR IDENT.</b> | <b>GMC - Continued</b>   |                 |                |             | <b>GMC - Continued</b>   |                 |                |             |
|                                      | <b>P SERIES VAN - Continued</b>  |                 |                |             | <b>P SERIES VAN - Continued</b>  |                 |                |             |
|                                      | <b>1989 - Continued</b>  |                 |                |             | <b>1988-1986 - Continued</b>   |                 |                |             |
|                                      | <b>V-8 5.7 L ENG. - Continued</b>  |                 |                |             | <b>6-CYL. 4.8 L ENG. - Continued</b>   |                 |                |             |
| <b>SYSTEM &amp; COMPONENT IDENT.</b> | Pressure - Pump To Hydroboost; Hydroboost System; W/O Brake Warning System.....    | 71250           |                |             | Pressure - Pump To Hydroboost; Hydroboost System; W/O Brake Warning System.....    | 71147           |                |             |
|                                      | Return; Conventional System.....   |                 | *              |             | Return; Conventional System.....   |                 | *              |             |
|                                      | Return - Gear To Pump; Hydroboost System.....                                      |                 | *15"           |             | Return - Gear To Pump; Hydroboost System.....                                      |                 | *10"           |             |
|                                      | Return - Hydroboost To Pump; Hydroboost System.....                                |                 | *34"           |             | Return - Hydroboost To Pump; Hydroboost System.....                                |                 | *30"           |             |
| <b>PASS. CARS</b>                    | <b>V-8 6.2 L DIESEL ENG.</b>   |                 |                |             | <b>V-8 5.7 L ENG.</b>  |                 |                |             |
|                                      | Pressure - Hydroboost To Gear; W/Front I-Beam Suspension.....                      | 91537           |                |             | Pressure; Conventional System.....   | 71248           |                |             |
|                                      | Pressure - Hydroboost To Gear; W/O Front I-Beam Suspension.....                    | 91470           |                |             | Pressure - Hydroboost To Gear; Hydroboost System; W/Front I-Beam Suspension.....   | 91537           |                |             |
|                                      | Pressure - Pump To Hydroboost; Motor Home.....                                     | 70411           |                |             | Pressure - Hydroboost To Gear; Hydroboost System; W/O Front I-Beam Suspension..... | 91470           |                |             |
|                                      | Pressure - Pump To Hydroboost; W/Brake Warning System; Exc. Motor Home.....        | 70411           |                |             | Pressure - Pump To Hydroboost; Hydroboost System; W/Brake Warning System.....      | 71256           |                |             |
| <b>LIGHT TRUCKS</b>                  | Pressure - Pump To Hydroboost; W/O Brake Warning System; Exc. Motor Home.....      | 80150           |                |             | Pressure - Pump To Hydroboost; Hydroboost System; W/O Brake Warning System.....    | 71250           |                |             |
|                                      | Reservoir.....   |                 | *              |             | Return; Conventional System.....   |                 | *              |             |
|                                      | Return - Gear To Pump; Exc. Motor Home.....  |                 | *15"           |             | Return - Gear To Pump; Hydroboost System.....                                      |                 | *15"           |             |
|                                      | Return - Gear To Pump; Motor Home... ..  |                 | *              |             | Return - Hydroboost To Pump; Hydroboost System.....                                |                 | *34"           |             |
|                                      | Return - Hydroboost To Pump; Exc. Motor Home.....                                  |                 | *34"           |             |  |                 |                |             |
| <b>MEDIUM/HEAVY TRUCKS</b>           | Return - Hydroboost To Pump; Motor Home.....                                       |                 | *              |             | <b>V-8 6.2 L DIESEL ENG.</b>   |                 |                |             |
|                                      | <b>V-8 7.4 L ENG.</b>  |                 |                |             | Pressure - Hydroboost To Gear; W/Front I-Beam Suspension.....                      |                 |                |             |
|                                      | Pressure; Conventional System; P30.....  | 71096           |                |             | Pressure - Hydroboost To Gear; W/O Front I-Beam Suspension.....                    | 91537           |                |             |
|                                      | Pressure - Hydroboost To Gear; Hydroboost System; W/Front I-Beam Suspension.....   | 91537           |                |             | Pressure - Pump To Hydroboost; Motor Home.....                                     | 70411           |                |             |
| <b>BUSES</b>                         | Pressure - Hydroboost To Gear; Hydroboost System; W/O Front I-Beam Suspension..... | 91470           |                |             | Pressure - Pump To Hydroboost; W/Brake Warning System; Exc. Motor Home.....        | 70411           |                |             |
|                                      | Pressure - Pump To Hydroboost; Hydroboost System; Exc. Motor Home..                | 71249           |                |             | Pressure - Pump To Hydroboost; W/O Brake Warning System; Exc. Motor Home.....      | 80150           |                |             |
|                                      | Pressure - Pump To Hydroboost; Hydroboost System; Motor Home.....                  | 71095           |                |             | Reservoir.....   |                 | *              |             |
|                                      | Reservoir; Hydroboost System.....  |                 | *              |             | Return - Gear To Pump; Exc. Motor Home.....  |                 | *15"           |             |
|                                      | Return; Conventional System; P30.....  |                 | *              |             | Return - Gear To Pump; Motor Home... ..  |                 | *              |             |
|                                      | Return - Gear To Pump; Hydroboost System; Exc. Motor Home.....                     |                 | *11"           |             | Return - Hydroboost To Pump; Exc. Motor Home.....                                  |                 | *34"           |             |
|                                      | Return - Gear To Pump; Hydroboost System; Motor Home.....                          |                 | *              |             | Return - Hydroboost To Pump; Motor Home.....                                       |                 | *              |             |
|                                      | Return - Hydroboost To Pump; Hydroboost System; Exc. Motor Home.....               |                 | *33"           |             | <b>V-8 7.4 L ENG.</b>  |                 |                |             |
|                                      | Return - Hydroboost To Pump; Hydroboost System; Motor Home.....                    |                 | *              |             | Pressure; Conventional System; P30.....  | 71096           |                |             |
| <b>REPAIR KITS</b>                   | <b>1988-1986</b>   |                 |                |             | Pressure - Hydroboost To Gear; Hydroboost System; W/Front I-Beam Suspension.....   |                 |                |             |
|                                      | <b>6-CYL. 4.8 L ENG.</b>   |                 |                |             | Pressure - Hydroboost To Gear; Hydroboost System; W/O Front I-Beam Suspension..... |                 |                |             |
|                                      | Pressure; Conventional System.....   | 71099           |                |             | Pressure - Hydroboost To Gear; Hydroboost System; W/O Front I-Beam Suspension..... | 91537           |                |             |
|                                      | Pressure - Hydroboost To Gear; Hydroboost System; W/Front I-Beam Suspension.....   | 91537           |                |             | Pressure - Pump To Hydroboost; Hydroboost System; Exc. Motor Home..                | 71249           |                |             |
|                                      | Pressure - Hydroboost To Gear; Hydroboost System; W/O Front I-Beam Suspension..... | 91470           |                |             | Pressure - Pump To Hydroboost; Hydroboost System; Motor Home.....                  | 71095           |                |             |
|                                      | Pressure - Pump To Hydroboost; Hydroboost System; W/Brake Warning System.....      | 71078           |                |             | Reservoir; Hydroboost System.....  |                 | *              |             |
|                                      |  |                 |                |             | Return; Conventional System; P30.....  |                 | *              |             |
|                                      |  |                 |                |             | Return - Gear To Pump; Hydroboost System; Exc. Motor Home.....                     |                 | *11"           |             |

**ILLUSTRATIONS**

\* Cut From C.P.E. 3/8" I.D. Hose: 71350 (48"), 81352 (25').  
 † Cut From S.A.E. 11/32" I.D. Hose: 80062 (12"), 80063 (24"), 80064 (36"), 81353 (25').  
 ★ Cut From S.A.E. 3/8" I.D. Hose: 71224 (24"), 71236 (36"), 71206 (48"), 81206 (25'). May Also Use 3/8" C.P.E.  
 ♣ Cut From S.A.E. 5/8" I.D. Hose: 71351 (36").  
 □ Cut From 1/2" I.D. Suction Hose: 71296 (36"), 81354 (10').  
 ❖ Cut From 5/8" I.D. Suction Hose: 71207 (42"), 81355 (10').  
 ✱ Cut From 3/4" I.D. Suction Hose: 71297 (36"), 81356 (10').  
 ☆ See Page A14 For Pump or Gear Identification.

Ⓜ Two Required.  
 Ⓝ Three Required.  
 Ⓞ Four Required.  
 ⚡ Cut To Fit.  
 Ⓢ Replaces Both Upper and Lower Hose.  
 ▲ 252660 Adaptor Required For Some Models.  
 ♣ See Page A6 For Installation Procedure.

# Power Steering Hose for Light Trucks

| Application  | Assembly Number | Multi-Use Hose | End Fitting | Application  | Assembly Number | Multi-Use Hose | End Fitting |
|--|-----------------|----------------|-------------|--|-----------------|----------------|-------------|
| <b>GMC - Continued</b>   |                 |                |             | <b>GMC - Continued</b>   |                 |                |             |
| <b>P SERIES VAN - Continued</b>  |                 |                |             | <b>P SERIES VAN - Continued</b>  |                 |                |             |
| <b>1988-1986 - Continued</b>   |                 |                |             | <b>1985 - Continued</b>  |                 |                |             |
| <b>V-8 7.4 L ENG. - Continued</b>  |                 |                |             | <b>V-8 7.4 L ENG.</b>  |                 |                |             |
| Return - Gear To Pump; Hydroboost System; Motor Home.....                              |                 | *              |             | Pressure; Conventional System; P30.....  | 71096           |                |             |
| Return - Hydroboost To Pump; Hydroboost System; Exc. Motor Home.....                   |                 | *33"           |             | Pressure - Hydroboost To Gear; Hydroboost System; W/Front I-Beam Suspension.....   | 91537           |                |             |
| Return - Hydroboost To Pump; Hydroboost System; Motor Home.....                        |                 | *              |             | Pressure - Hydroboost To Gear; Hydroboost System; W/O Front I-Beam Suspension..... | 91470           |                |             |
| <b>1985</b>  |                 |                |             | Pressure - Pump To Hydroboost; Hydroboost System; Exc. Motor Home..                |                 |                |             |
| <b>6-CYL. 4.8 L ENG.</b>   |                 |                |             | Pressure - Pump To Hydroboost; Hydroboost System; Motor Home.....                  |                 |                |             |
| Pressure; Conventional System.....   | 71099           |                |             | Reservoir; Hydroboost System.....  |                 | *              |             |
| Pressure - Hydroboost To Gear; Hydroboost System.....                                  | 91470           |                |             | Return; Conventional System; P30.....  |                 | *              |             |
| Pressure - Pump To Hydroboost; Hydroboost System; W/Brake Warning System.....          | 71078           |                |             | Return - Gear To Pump; Hydroboost System; Exc. Motor Home.....                     |                 | *11"           |             |
| Pressure - Pump To Hydroboost; Hydroboost System; W/O Brake Warning System.....        | 71147           |                |             | Return - Gear To Pump; Hydroboost System; Motor Home.....                          |                 | *              |             |
| Return; Conventional System.....   |                 | *              |             | Return - Hydroboost To Pump; Hydroboost System; Exc. Motor Home.....               |                 | *29"           |             |
| Return - Gear To Pump; Hydroboost System.....  |                 | *10"           |             | Return - Hydroboost To Pump; Hydroboost System; Motor Home.....                    |                 | *              |             |
| Return - Hydroboost To Pump; Hydroboost System.....                                    |                 | *30"           |             | <b>1984-1983</b>   |                 |                |             |
| <b>V-8 5.7 L ENG.</b>  |                 |                |             | <b>6-CYL. 4.8 L ENG.</b>   |                 |                |             |
| Pressure; Conventional System.....   | 71248           |                |             | Pressure; Conventional System.....   | 71099           |                |             |
| Pressure - Hydroboost To Gear; Hydroboost System.....                                  | 91470           |                |             | Pressure - Hydroboost To Gear; Hydroboost System.....                              | 91470           |                |             |
| Pressure - Pump To Hydroboost; Hydroboost System; W/Brake Warning System.....          | 71256           |                |             | Pressure - Pump To Hydroboost; Hydroboost System; W/Brake Warning System.....      | 71078           |                |             |
| Pressure - Pump To Hydroboost; Hydroboost System; W/O Brake Warning System.....        | 71250           |                |             | Pressure - Pump To Hydroboost; Hydroboost System; W/O Brake Warning System.....    | 71147           |                |             |
| Return; Conventional System.....   |                 | *              |             | Return; Conventional System.....   |                 | *              |             |
| Return - Gear To Pump; Hydroboost System.....  |                 | *15"           |             | Return - Gear To Pump; Hydroboost System.....                                      |                 | *              |             |
| Return - Hydroboost To Pump; Hydroboost System.....                                    |                 | *34"           |             | Return - Hydroboost To Pump; Hydroboost System.....                                |                 | *              |             |
| <b>V-8 6.2 L DIESEL ENG.</b>   |                 |                |             | <b>V-8 5.7 L ENG.</b>  |                 |                |             |
| Pressure - Hydroboost To Gear; Exc. Motor Home.....                                    | 91470           |                |             | Pressure; Conventional System.....   | 71248           |                |             |
| Pressure - Hydroboost To Gear; W/Front I-Beam Suspension; Motor Home.....              | 91537           |                |             | Pressure - Hydroboost To Gear; Hydroboost System.....                              | 91470           |                |             |
| Pressure - Hydroboost To Gear; W/O Front I-Beam Suspension; Motor Home.....            | 91470           |                |             | Pressure - Pump To Hydroboost; Hydroboost System; W/Brake Warning System.....      | 71256           |                |             |
| Pressure - Pump To Hydroboost; Motor Home.....   | 70411           |                |             | Pressure - Pump To Hydroboost; Hydroboost System; W/O Brake Warning System.....    | 71250           |                |             |
| Pressure - Pump To Hydroboost; W/Brake Warning System; Exc. Motor Home.....            | 70411           |                |             | Return; Conventional System.....   |                 | *              |             |
| Pressure - Pump To Hydroboost; W/O Brake Warning System; Exc. Motor Home.....          | 80150           |                |             | Return - Gear To Pump; Hydroboost System.....                                      |                 | *14"           |             |
| Reservoir.....   |                 | *              |             | Return - Hydroboost To Pump; Hydroboost System.....                                |                 | *33"           |             |
| Return - Gear To Pump; Exc. Motor Home.....  |                 | *15"           |             | <b>V-8 6.2 L DIESEL ENG.</b>   |                 |                |             |
| Return - Gear To Pump; Motor Home... Return - Hydroboost To Pump; Exc. Motor Home..... |                 | *34"           |             | Pressure - Hydroboost To Gear; Exc. Motor Home.....                                | 91470           |                |             |
| Return - Hydroboost To Pump; Motor Home.....   |                 | *              |             | Pressure - Hydroboost To Gear; W/Front I-Beam Suspension; Motor Home.....          | 91537           |                |             |
|  |                 |                |             | Pressure - Hydroboost To Gear; W/O Front I-Beam Suspension; Motor Home.....        | 91470           |                |             |
|  |                 |                |             | Pressure - Pump To Hydroboost.....   | 70411           |                |             |

|                           |
|---------------------------|
| SYSTEM PUMP & GEAR IDENT. |
| SYSTEM & COMPONENT IDENT. |
| PASS. CARS                |
| LIGHT TRUCKS              |
| MEDIUM/HEAVY TRUCKS       |
| BUSES                     |
| HOSE NUMERICAL            |
| REPAIR KITS               |
| KIT NUMERICAL             |
| ILLUSTRATIONS             |

\* Cut From C.P.E. 3/8" I.D. Hose: 71350 (48"), 81352 (25').  
 † Cut From S.A.E. 11/32" I.D. Hose: 80062 (12"), 80063 (24"), 80064 (36"), 81353 (25').  
 ★ Cut From S.A.E. 3/8" I.D. Hose: 71224 (24"), 71236 (36"), 71206 (48"), 81206 (25'). May Also Use 3/8" C.P.E.  
 ♣ Cut From S.A.E. 5/8" I.D. Hose: 71351 (36").  
 □ Cut From 1/2" I.D. Suction Hose: 71296 (36"), 81354 (10').  
 ♠ Cut From 5/8" I.D. Suction Hose: 71207 (42"), 81355 (10').  
 \* Cut From 3/4" I.D. Suction Hose: 71297 (36"), 81356 (10').  
 ☆ See Page A14 For Pump or Gear Identification.

② Two Required.  
 ③ Three Required.  
 ④ Four Required.  
 < Cut To Fit.  
 \* Replaces Both Upper and Lower Hose.  
 ▲ 252660 Adaptor Required For Some Models.  
 ♣ See Page A6 For Installation Procedure.



# Power Steering Hose for Light Trucks

|                                      | Application   | Assembly Number | Multi-Use Hose | End Fitting | Application  | Assembly Number | Multi-Use Hose | End Fitting |
|--------------------------------------|---|-----------------|----------------|-------------|--|-----------------|----------------|-------------|
| <b>SYSTEM PUMP &amp; GEAR IDENT.</b> | <b>GMC - Continued</b>  |                 |                |             | <b>GMC - Continued</b>   |                 |                |             |
|                                      | <b>P SERIES VAN - Continued</b>   |                 |                |             | <b>P SERIES VAN - Continued</b>                                    |                 |                |             |
|                                      | <b>1984-1983 - Continued</b>  |                 |                |             | <b>1982 - Continued</b>  |                 |                |             |
|                                      | <b>V-8 6.2 L DIESEL ENG. - Continued</b>  |                 |                |             | <b>V-8 7.4 L ENG. - Continued</b>                                  |                 |                |             |
| <b>SYSTEM &amp; COMPONENT IDENT.</b> | Return - Gear To Pump; Exc. Motor Home .....  |                 | *14"           |             | Pressure; Conventional System; P30.....                            | 71096           |                |             |
|                                      | Return - Gear To Pump; Motor Home .....   |                 | *              |             | Pressure - Hydroboost To Gear; Hydroboost System .....             | 91470           |                |             |
|                                      | Return - Hydroboost To Pump; Exc. Motor Home .....  |                 | *33"           |             | Pressure - Pump To Hydroboost; Hydroboost System .....             | 71249           |                |             |
|                                      | Return - Hydroboost To Pump; Motor Home .....   |                 | *              |             | Return; Conventional System; P30; Motor Home .....                 |                 | *              |             |
| <b>PASS. CARS</b>                    | <b>V-8 7.4 L ENG.</b>   |                 |                |             | <b>1981-1980</b>   |                 |                |             |
|                                      | Pressure; Conventional System; P30.....   | 71096           |                |             | <b>6-CYL. 4.8 L ENG.</b>   |                 |                |             |
|                                      | Pressure - Hydroboost To Gear; Hydroboost System; Exc. Motor Home .....                         | 91470           |                |             | Pressure; Conventional System.....                                 | 71099           |                |             |
|                                      | Pressure - Hydroboost To Gear; Hydroboost System; W/Front I-Beam Suspension; Motor Home .....   | 91537           |                |             | Pressure - Hydroboost To Gear; Hydroboost System .....             | 91470           |                |             |
|                                      | Pressure - Hydroboost To Gear; Hydroboost System; W/O Front I-Beam Suspension; Motor Home ..... | 91470           |                |             | Pressure - Pump To Hydroboost; Hydroboost System .....             | 71147           |                |             |
| <b>LIGHT TRUCKS</b>                  | Pressure - Pump To Hydroboost; Hydroboost System; Exc. Motor Home ..                            | 71249           |                |             | Return; Conventional System .....                                  |                 | *12"           |             |
|                                      | Pressure - Pump To Hydroboost; Hydroboost System; Motor Home.....                               | 71095           |                |             | Return - Gear To Pump; Hydroboost System.....                      |                 | *              |             |
|                                      | Return; Conventional System; P30 .....  |                 | *              |             | Return - Hydroboost To Pump; Hydroboost System .....               |                 | *              |             |
|                                      | Return - Gear To Pump; Hydroboost System.....   |                 | *              |             | <b>V-8 5.7 L ENG.</b>  |                 |                |             |
|                                      | Return - Hydroboost To Pump; Hydroboost System .....  |                 | *              |             | Pressure; Conventional System; Exc. Motor Home .....               | 71087           |                |             |
| <b>MEDIUM/HEAVY TRUCKS</b>           | <b>1982</b>   |                 |                |             | Pressure; Conventional System; Motor Home; W/10,000 Lb. Axle ..... |                 |                |             |
|                                      | <b>6-CYL. 4.8 L ENG.</b>  |                 |                |             | Pressure - Hydroboost To Gear; Hydroboost System .....             |                 |                |             |
|                                      | Pressure; Conventional System.....  | 71099           |                |             | Pressure - Pump To Hydroboost; Hydroboost System .....             | 71147           |                |             |
|                                      | Pressure - Hydroboost To Gear; Hydroboost System .....  | 91470           |                |             | Return; Conventional System .....                                  |                 | *12"           |             |
| <b>BUSES</b>                         | Pressure - Pump To Hydroboost; Hydroboost System .....  | 71147           |                |             | Return - Gear To Pump; Hydroboost System.....                      |                 | *              |             |
|                                      | Return; Conventional System .....   |                 | *12"           |             | Return - Hydroboost To Pump; Hydroboost System .....               |                 | *              |             |
|                                      | Return - Gear To Pump; Hydroboost System.....   |                 | *              |             | Return - Hydroboost To Pump; Hydroboost System .....               |                 | *36"           |             |
|                                      | Return - Hydroboost To Pump; Hydroboost System .....  |                 | *              |             | <b>V-8 5.7 L ENG.</b>  |                 |                |             |
| <b>HOSE NUMERICAL</b>                | <b>V-8 5.7 L ENG.</b>   |                 |                |             | Pressure; Conventional System; Motor Home .....                    |                 |                |             |
|                                      | Pressure; Conventional System; Exc. Motor Home .....  | 71087           |                |             | Pressure; Conventional System; P30.....                            | 71096           |                |             |
|                                      | Pressure; Conventional System; Motor Home; W/10,000 Lb. Axle .....                              | 71096           |                |             | Pressure - Hydroboost To Gear; Hydroboost System .....             | 91470           |                |             |
|                                      | Pressure - Hydroboost To Gear; Hydroboost System .....  | 91470           |                |             | Pressure - Pump To Hydroboost; Hydroboost System .....             | 71249           |                |             |
|                                      | Pressure - Pump To Hydroboost; Hydroboost System .....  | 71102           |                |             | Return; Conventional System; P30; Motor Home .....                 |                 | *              |             |
| <b>REPAIR KITS</b>                   | Return; Conventional System; Exc. Motor Home .....  |                 | *36"           |             | <b>1979</b>  |                 |                |             |
|                                      | Return; Conventional System; Motor Home .....   |                 | *              |             | <b>6-CYL. 292 ENG.</b>   |                 |                |             |
|                                      | Return - Gear To Pump; Hydroboost System.....   |                 | *10"           |             | Pressure .....   | 70910           |                |             |
|                                      | Return - Hydroboost To Pump; Hydroboost System .....  |                 | *30"           |             | Return .....   |                 | *              |             |
| <b>KIT NUMERICAL</b>                 | <b>V-8 6.2 L DIESEL ENG.</b>  |                 |                |             | <b>V-8 7.4 L ENG.</b>  |                 |                |             |
|                                      | Pressure - Hydroboost To Gear.....  | 91470           |                |             | Pressure; Conventional System; Exc. Motor Home .....               | 70911           |                |             |
|                                      | Return - Gear To Pump.....  |                 | *14"           |             | Pressure; Conventional System; Motor Home; W/10,000 Lb. Axle ..... | 70912           |                |             |
|                                      | Return - Hydroboost To Pump .....   |                 | *33"           |             | Pressure - Hydroboost To Gear; Hydroboost System .....             | 91581           |                |             |
|                                      | <b>V-8 7.4 L ENG.</b>   |                 |                |             | Pressure - Pump To Hydroboost; Hydroboost System .....             | 70911           |                |             |
|                                      | Pressure; Conventional System; Motor Home.....  | 71095           |                |             | Return; Conventional System .....                                  |                 | *              |             |

**ILLUSTRATIONS**

\* Cut From C.P.E. 3/8" I.D. Hose: 71350 (48"), 81352 (25').  
 † Cut From S.A.E. 11/32" I.D. Hose: 80062 (12"), 80063 (24"), 80064 (36"), 81353 (25').  
 ★ Cut From S.A.E. 3/8" I.D. Hose: 71224 (24"), 71236 (36"), 71206 (48"), 81206 (25'). May Also Use 3/8" C.P.E.  
 ♣ Cut From S.A.E. 5/8" I.D. Hose: 71351 (36").  
 □ Cut From 1/2" I.D. Suction Hose: 71296 (36"), 81354 (10').  
 ❖ Cut From 5/8" I.D. Suction Hose: 71207 (42"), 81355 (10').  
 ✱ Cut From 3/4" I.D. Suction Hose: 71297 (36"), 81356 (10').  
 ☆ See Page A14 For Pump or Gear Identification.

Ⓜ Two Required.  
 Ⓝ Three Required.  
 Ⓞ Four Required.  
 Ⓢ Cut To Fit.  
 Ⓠ Replaces Both Upper and Lower Hose.  
 ▲ 252660 Adaptor Required For Some Models.  
 ♣ See Page A6 For Installation Procedure.

# Power Steering Hose for Light Trucks

| Application   | Assembly Number | Multi-Use Hose | End Fitting | Application  | Assembly Number | Multi-Use Hose | End Fitting |                                      |                                      |
|---|-----------------|----------------|-------------|--|-----------------|----------------|-------------|--------------------------------------|--------------------------------------|
| <b>GMC - Continued</b>                              |                 |                |             | <b>GMC - Continued</b>                                 |                 |                |             | <b>SYSTEM PUMP &amp; GEAR IDENT.</b> |                                      |
| <b>P SERIES VAN - Continued</b>                     |                 |                |             | <b>P SERIES VAN - Continued</b>                        |                 |                |             |                                      | <b>SYSTEM &amp; COMPONENT IDENT.</b> |
| <b>1979 - Continued</b>                             |                 |                |             | <b>1975 - Continued</b>                                |                 |                |             |                                      |                                      |
| <b>V-8 350 ENG. - Continued</b>                     |                 |                |             | <b>6-CYL. 292 ENG. - Continued</b>                     |                 |                |             |                                      |                                      |
| Return - Gear To Tee; Hydroboost System.....        |                 | ★19"           | 39135       | Pressure - Pump To Hydroboost; Hydroboost System ..... | 71308           |                |             | <b>PASS. CARS</b>                    |                                      |
| Return - Hydroboost To Tee; Hydroboost System ..... | ★70551          | ★36"           |             | Return; Conventional System .....                      |                 | ★              |             |                                      |                                      |
| Return - Tee To Pump; Hydroboost System.....        |                 | ★3"            |             | <b>V-8 350 ENG.</b>                                    |                 |                |             |                                      |                                      |
| <b>V-8 454 ENG.</b>                                 |                 |                |             | Pressure; Exc. Motor Home .....                        | 70911           |                |             | <b>LIGHT TRUCKS</b>                  |                                      |
| Pressure; Exc. Motor Home .....                     | 70911           |                |             | Pressure; Motor Home; W/10,000 Lb. Axle.....           | 70912           |                |             |                                      |                                      |
| Pressure; Motor Home.....                           | 70933           |                |             | Return .....   |                 | ★              |             |                                      |                                      |
| Return .....  |                 | ★              |             | <b>V-8 454 ENG.</b>                                    |                 |                |             | <b>MEDIUM/HEAVY TRUCKS</b>           |                                      |
| <b>1978</b>   |                 |                |             | Pressure; Exc. Motor Home .....                        | 70911           |                |             |                                      |                                      |
| <b>6-CYL. 292 ENG.</b>                              |                 |                |             | Pressure; Motor Home.....                              | 70933           |                |             |                                      |                                      |
| Pressure .....                                      | 70910           |                |             | Return .....   |                 | ★              |             | <b>BUSES</b>                         |                                      |
| Return .....  |                 | ★              |             | <b>V-8 455 ENG.</b>                                    |                 |                |             |                                      |                                      |
| <b>V-8 350 ENG.</b>                                 |                 |                |             | Pressure .....   | 70911           |                |             |                                      |                                      |
| Pressure; Exc. Motor Home .....                     | 70911           |                |             | Return .....   |                 | ★              |             | <b>HOSE NUMERICAL</b>                |                                      |
| Pressure; Motor Home; W/10,000 Lb. Axle.....        | 70912           |                |             | <b>1974</b>  |                 |                |             |                                      |                                      |
| Return .....  |                 | ★              |             | <b>6-CYL. 250 ENG.; 6-CYL. 292 ENG.</b>                |                 |                |             |                                      |                                      |
| <b>V-8 454 ENG.</b>                                 |                 |                |             | Pressure .....   | 70910           |                |             | <b>REPAIR KITS</b>                   |                                      |
| Pressure; Motor Home.....                           | 70933           |                |             | Return .....   |                 | ★              |             |                                      |                                      |
| Return .....  |                 | ★              |             | <b>V-8 307 ENG.; V-8 455 ENG.</b>                      |                 |                |             |                                      |                                      |
| <b>1977</b>   |                 |                |             | Pressure .....   | 70911           |                |             | <b>KIT NUMERICAL</b>                 |                                      |
| <b>6-CYL. 292 ENG.</b>                              |                 |                |             | Return .....   |                 | ★              |             |                                      |                                      |
| Pressure .....                                      | 70910           |                |             | <b>V-8 350 ENG.</b>                                    |                 |                |             |                                      |                                      |
| Return .....  |                 | ★              |             | Pressure; Exc. Motor Home .....                        | 70911           |                |             | <b>ILLUSTRATIONS</b>                 |                                      |
| <b>V-8 350 ENG.</b>                                 |                 |                |             | Pressure; Motor Home; W/10,000 Lb. Axle.....           | 70912           |                |             |                                      |                                      |
| Pressure; Exc. Motor Home .....                     | 70911           |                |             | Return .....   |                 | ★              |             |                                      |                                      |
| Pressure; Motor Home; W/10,000 Lb. Axle.....        | 70912           |                |             | <b>V-8 454 ENG.</b>                                    |                 |                |             |                                      |                                      |
| Return .....  |                 | ★              |             | Pressure; Exc. Motor Home .....                        | 70911           |                |             |                                      |                                      |
| <b>V-8 454 ENG.</b>                                 |                 |                |             | Pressure; Motor Home.....                              | 70933           |                |             |                                      |                                      |
| Pressure; Exc. Motor Home .....                     | 70911           |                |             | Return .....   |                 | ★              |             |                                      |                                      |
| Pressure; Motor Home.....                           | 70933           |                |             | <b>1972</b>  |                 |                |             |                                      |                                      |
| Return .....  |                 | ★              |             | <b>V-8 307 ENG.; V-8 402 ENG.</b>                      |                 |                |             |                                      |                                      |
| <b>V-8 455 ENG.</b>                                 |                 |                |             | Pressure; P20; P30.....                                | 70917           |                |             |                                      |                                      |
| Pressure .....                                      | 70911           |                |             | Return .....   |                 | ★              |             |                                      |                                      |
| Return .....  |                 | ★              |             | <b>V-8 350 ENG.</b>                                    |                 |                |             |                                      |                                      |
| <b>1975</b>   |                 |                |             | Pressure; Motor Home; W/10,000 Lb. Axle.....           | 70912           |                |             |                                      |                                      |
| <b>6-CYL. 292 ENG.</b>                              |                 |                |             | Pressure; P20; P30.....                                | 70917           |                |             |                                      |                                      |
| Pressure; Conventional System.....                  | 70910           |                |             | Return .....   |                 | ★              |             |                                      |                                      |

\* Cut From C.P.E. 3/8" I.D. Hose: 71350 (48"), 81352 (25').  
 † Cut From S.A.E. 11/32" I.D. Hose: 80062 (12"), 80063 (24"), 80064 (36"), 81353 (25').  
 ★ Cut From S.A.E. 3/8" I.D. Hose: 71224 (24"), 71236 (36"), 71206 (48"), 81206 (25'). May Also Use 3/8" C.P.E.  
 ❖ Cut From S.A.E. 5/8" I.D. Hose: 71351 (36").  
 □ Cut From 1/2" I.D. Suction Hose: 71296 (36"), 81354 (10').  
 ❖ Cut From 5/8" I.D. Suction Hose: 71207 (42"), 81355 (10').  
 \* Cut From 3/4" I.D. Suction Hose: 71297 (36"), 81356 (10').  
 ☆ See Page A14 For Pump or Gear Identification.

② Two Required.  
 ③ Three Required.  
 ④ Four Required.  
 < Cut To Fit.  
 \* Replaces Both Upper and Lower Hose.  
 ▲ 252660 Adaptor Required For Some Models.  
 ❖ See Page A6 For Installation Procedure.

# Power Steering Hose for Light Trucks

|                                      | Application  | Assembly Number | Multi-Use Hose | End Fitting | Application  | Assembly Number | Multi-Use Hose | End Fitting |
|--------------------------------------|--|-----------------|----------------|-------------|--|-----------------|----------------|-------------|
| <b>SYSTEM PUMP &amp; GEAR IDENT.</b> | <b>GMC - Continued</b>   |                 |                |             | <b>GMC - Continued</b>                                     |                 |                |             |
| <b>SYSTEM &amp; COMPONENT IDENT.</b> | <b>P SERIES VAN - Continued</b>  |                 |                |             | <b>R &amp; V SERIES PICKUP - Continued</b>                 |                 |                |             |
| <b>PASS. CARS</b>                    | <b>1971</b>  |                 |                |             | <b>1989 - Continued</b>                                    |                 |                |             |
|                                      | <b>V-8 307 ENG.; V-8 350 ENG.; V-8 402 ENG.</b>  |                 |                |             | <b>V-8 7.4 L ENG.</b>                                      |                 |                |             |
|                                      | Pressure; P20; P30.....  | 70917           |                |             | Pressure; Conventional System;<br>W/Cooler.....            | 71402           |                |             |
|                                      | Return.....  |                 | ★              |             | Pressure; Conventional System; W/O<br>Cooler.....          | 71148           |                |             |
| <b>LIGHT TRUCKS</b>                  | <b>1970</b>  |                 |                |             | Pressure - Hydroboost To Gear; Hydro-<br>boost System..... |                 |                |             |
|                                      | <b>V-8 307 ENG.; V-8 350 ENG.</b>  |                 |                |             | Pressure - Pump To Hydroboost; Hy-<br>droboost System..... |                 |                |             |
|                                      | Pressure; P20; P30.....  | 70917           |                |             | Reservoir.....   |                 | ☼              |             |
|                                      | Return.....  |                 | ★              |             | Return; Conventional System; W/O<br>Cooler.....            |                 | ★18"           |             |
| <b>MEDIUM/HEAVY TRUCKS</b>           | <b>R &amp; V SERIES PICKUP</b>   |                 |                |             | Return - Gear To Pump; Hydroboost<br>System.....           |                 |                |             |
|                                      | <b>1991-1990</b>   |                 |                |             | Return - Hydroboost To Pump; Hydro-<br>boost System.....   |                 |                |             |
|                                      | <b>V-8 5.7 L ENG.</b>  |                 |                |             | Pressure; Conventional System.....                         |                 |                |             |
|                                      | Pressure; Conventional System.....   | 71402           |                |             | Pressure - Hydroboost To Gear; Hydro-<br>boost System..... | 71094           |                |             |
|                                      | Pressure - Hydroboost To Gear; Hydro-<br>boost System.....   | 71093           |                | ★18"        | Pressure - Hydroboost To Gear; Hydro-<br>boost System..... | 71093           |                |             |
|                                      | Pressure - Pump To Hydroboost; Hydro-<br>boost System.....   | 91466           |                | ★12"        | Pressure - Pump To Hydroboost; Hydro-<br>boost System..... | 91467           |                |             |
|                                      | Return; Conventional System.....   |                 |                | ★32"        | Return; Conventional System.....                           |                 | ★14"           |             |
|                                      | Return - Gear To Pump; Hydroboost<br>System.....   |                 |                |             | Return - Gear To Pump; Hydroboost<br>System.....           |                 | ★14"           |             |
|                                      | Return - Hydroboost To Pump; Hydro-<br>boost System.....   |                 |                |             | Return - Hydroboost To Pump; Hydro-<br>boost System.....   |                 | ★32"           |             |
| <b>HOSE NUMERICAL</b>                | <b>V-8 6.2 L DIESEL ENG.</b>   |                 |                |             | <b>1988</b>  |                 |                |             |
|                                      | Pressure - Hydroboost To Gear; 1 Ton.<br>Pressure - Hydroboost To Gear; 1/2<br>Ton; 3/4 Ton.....               | 71093<br>71772  |                |             | <b>6-CYL. 4.8 L ENG.</b>                                   |                 |                |             |
|                                      | Pressure - Pump To Hydroboost.....   | 91866           |                |             | Pressure; Conventional System.....                         | 71094           |                |             |
|                                      | Return - Gear To Pump.....   |                 | ★12"           |             | Pressure - Hydroboost To Gear; Hydro-<br>boost System..... | 71093           |                |             |
|                                      | Return - Hydroboost To Pump.....   |                 | ★32"           |             | Pressure - Pump To Hydroboost; Hydro-<br>boost System..... | 91467           |                |             |
| <b>REPAIR KITS</b>                   | <b>V-8 7.4 L ENG.</b>  |                 |                |             | <b>V-8 5.7 L ENG.</b>                                      |                 |                |             |
|                                      | Pressure; Conventional System;<br>W/Cooler.....  | 71402           |                |             | Pressure; Conventional System; Op-<br>tional Hose.....     | 71402           |                |             |
|                                      | Pressure; Conventional System; W/O<br>Cooler.....  | 71148           |                |             | Pressure; Conventional System; Pre-<br>ferred Hose.....    | 71088           |                |             |
|                                      | Pressure - Hydroboost To Gear; Hydro-<br>boost System.....   | 71093           |                |             | Pressure - Hydroboost To Gear; Hydro-<br>boost System..... | 71093           |                |             |
|                                      | Pressure - Pump To Hydroboost; Hydro-<br>boost System.....   | 91469           |                |             | Pressure - Pump To Hydroboost; Hydro-<br>boost System..... | 91466           |                |             |
|                                      | Return; Conventional System; W/O<br>Cooler.....  |                 | ★18"           |             | Return; Conventional System.....                           |                 | ★12"           |             |
|                                      | Return - Gear To Pump; Hydroboost<br>System.....   |                 | ★12"           |             | Return - Gear To Pump; Hydroboost<br>System.....           |                 | ★14"           |             |
|                                      | Return - Hydroboost To Pump; Hydro-<br>boost System.....   |                 | ★32"           |             | Return - Hydroboost To Pump; Hydro-<br>boost System.....   |                 | ★32"           |             |
| <b>KIT NUMERICAL</b>                 | <b>1989</b>  |                 |                |             | <b>V-8 6.2 L DIESEL ENG.</b>                               |                 |                |             |
|                                      | <b>V-8 5.7 L ENG.</b>  |                 |                |             | Pressure - Hydroboost To Gear.....                         |                 |                |             |
|                                      | Pressure; Conventional System.....   | 71402           |                |             | Pressure - Pump To Hydroboost.....                         | 71093           |                |             |
|                                      | Pressure - Hydroboost To Gear; Hydro-<br>boost System.....   | 71093           |                |             | Reservoir.....   | 91866           |                | ☼           |
|                                      | Pressure - Pump To Hydroboost; Hydro-<br>boost System.....   | 91466           |                |             | Return - Gear To Pump.....                                 |                 | ★14"           |             |
|                                      | Return; Conventional System.....   |                 | ★18"           |             | Return - Hydroboost To Pump.....                           |                 | ★32"           |             |
|                                      | Return - Gear To Pump; Hydroboost<br>System.....   |                 | ★12"           |             | <b>V-8 7.4 L ENG.</b>                                      |                 |                |             |
|                                      | Return - Hydroboost To Pump; Hydro-<br>boost System.....   |                 | ★32"           |             | Pressure; Conventional System.....                         | 71148           |                |             |
| <b>ILLUSTRATIONS</b>                 | * Cut From C.P.E. 3/8" I.D. Hose: 71350 (48"), 81352 (25').  |                 |                |             | ② Two Required.  |                 |                |             |
|                                      | † Cut From S.A.E. 11/32" I.D. Hose: 80062 (12"), 80063 (24"), 80064 (36"), 81353 (25').                        |                 |                |             | ③ Three Required.  |                 |                |             |
|                                      | ★ Cut From S.A.E. 3/8" I.D. Hose: 71224 (24"), 71236 (36"), 71206 (48"), 81206 (25'). May Also Use 3/8" C.P.E. |                 |                |             | ④ Four Required.   |                 |                |             |
|                                      | ♣ Cut From S.A.E. 5/8" I.D. Hose: 71351 (36').   |                 |                |             | ☼ Cut To Fit.  |                 |                |             |
|                                      | □ Cut From 1/2" I.D. Suction Hose: 71296 (36"), 81354 (10').   |                 |                |             | ☼ Replaces Both Upper and Lower Hose.                      |                 |                |             |
|                                      | ⊕ Cut From 5/8" I.D. Suction Hose: 71207 (42"), 81355 (10').   |                 |                |             | ▲ 252660 Adaptor Required For Some Models.                 |                 |                |             |
|                                      | ☼ Cut From 3/4" I.D. Suction Hose: 71297 (36"), 81356 (10').   |                 |                |             | ♣ See Page A6 For Installation Procedure.                  |                 |                |             |
|                                      | ☆ See Page A14 For Pump or Gear Identification.  |                 |                |             |  |                 |                |             |

# Power Steering Hose for Light Trucks

| Application  | Assembly Number | Multi-Use Hose | End Fitting | Application                        | Assembly Number | Multi-Use Hose | End Fitting |                                      |
|--|-----------------|----------------|-------------|------------------------------------|-----------------|----------------|-------------|--------------------------------------|
| <b>GMC - Continued</b>                                 |                 |                |             | <b>GMC - Continued</b>             |                 |                |             | <b>SYSTEM PUMP &amp; GEAR IDENT.</b> |
| <b>R &amp; V SERIES PICKUP - Continued</b>             |                 |                |             | <b>S SERIES PICKUP - Continued</b> |                 |                |             |                                      |
| <b>1987</b>  |                 |                |             | <b>1990-1988 - Continued</b>       |                 |                |             |                                      |
| <b>6-CYL. 4.8 L ENG.</b>                               |                 |                |             | <b>V-6 2.8 L ENG. - Continued</b>  |                 |                |             |                                      |
| Pressure; Conventional System.....                     | 71094           |                |             | Return; W/O Cooler .....           |                 | *17"           | 39108       |                                      |
| Pressure - Hydroboost To Gear; Hydroboost System ..... | 71093           |                |             | Return - Cooler To Pump .....      |                 | *20"           |             |                                      |
| Pressure - Pump To Hydroboost; Hydroboost System ..... | 91467           |                |             | Return - Gear To Cooler .....      |                 | *20"           |             |                                      |
| Return; Conventional System .....                      |                 | *14"           |             | <b>V-6 4.3 L ENG.</b>              |                 |                |             |                                      |
| Return - Gear To Pump; Hydroboost System.....          |                 | *24"           |             | Pressure .....                     | 71404           |                |             |                                      |
| Return - Hydroboost To Pump; Hydroboost System .....   |                 | *32"           |             | Return; W/O Cooler .....           |                 | *18"           | 39108       |                                      |
| <b>V-6 4.3 L ENG.</b>                                  |                 |                |             | <b>V-6 4.3 L ENG.</b>              |                 |                |             | <b>SYSTEM &amp; COMPONENT IDENT.</b> |
| Pressure .....   | 71088           |                | *18"        | Return - Cooler To Pump .....      |                 | *36"           |             |                                      |
| Return .....   |                 |                |             | Return - Gear To Cooler .....      |                 | *30"           | 39108       |                                      |
| <b>V-8 5.0 L ENG.</b>                                  |                 |                |             | <b>1987</b>                        |                 |                |             | <b>PASS. CARS</b>                    |
| Pressure; Optional Hose.....                           | 71402           |                |             | <b>4-CYL. 2.5 L ENG.</b>           |                 |                |             |                                      |
| Pressure; Preferred Hose .....                         | 71088           |                |             | Pressure .....                     | 70414           |                |             |                                      |
| Return .....   |                 | *12"           |             | Reservoir .....                    |                 | ♣              |             |                                      |
| <b>V-8 5.7 L ENG.</b>                                  |                 |                |             | <b>V-6 2.8 L ENG.</b>              |                 |                |             |                                      |
| Pressure; Conventional System; Optional Hose .....     | 71402           |                |             | Pressure .....                     | 70421           |                |             |                                      |
| Pressure; Conventional System; Preferred Hose .....    | 71088           |                |             | Return; W/O Cooler .....           |                 | *16"           | 39108       |                                      |
| Pressure - Hydroboost To Gear; Hydroboost System ..... | 71093           |                |             | Return - Cooler To Pump .....      |                 | *20"           |             |                                      |
| Pressure - Pump To Hydroboost; Hydroboost System ..... | 91466           |                |             | Return - Gear To Cooler .....      |                 | *20"           | 39108       |                                      |
| Return; Conventional System .....                      |                 | *12"           |             | <b>1986</b>                        |                 |                |             |                                      |
| Return - Gear To Pump; Hydroboost System.....          |                 | *24"           |             | <b>4-CYL. 2.5 L ENG.</b>           |                 |                |             |                                      |
| Return - Hydroboost To Pump; Hydroboost System .....   |                 | *32"           |             | Pressure .....                     | 71222           |                |             |                                      |
| <b>V-8 6.2 L DIESEL ENG.</b>                           |                 |                |             | <b>V-6 2.8 L ENG.</b>              |                 |                |             | <b>MEDIUM/HEAVY TRUCKS</b>           |
| Pressure - Hydroboost To Gear.....                     | 71093           |                |             | Pressure .....                     | 80122           |                |             |                                      |
| Pressure - Pump To Hydroboost.....                     | 91866           |                |             | Return .....                       |                 | *18"           |             |                                      |
| Reservoir .....  |                 | ♣              |             | <b>1985</b>                        |                 |                |             |                                      |
| Return - Gear To Pump.....                             |                 | *24"           |             | <b>4-CYL. 1.9 L ENG.</b>           |                 |                |             |                                      |
| Return - Hydroboost To Pump .....                      |                 | *32"           |             | Pressure .....                     | 71195           |                |             |                                      |
| <b>V-8 7.4 L ENG.</b>                                  |                 |                |             | <b>4-CYL. 2.2 L DIESEL ENG.</b>    |                 |                |             | <b>BUSES</b>                         |
| Pressure; Conventional System.....                     | 71148           |                |             | Pressure .....                     | 71251           |                |             |                                      |
| Pressure - Hydroboost To Gear; Hydroboost System ..... | 71093           |                |             | Reservoir .....                    |                 | ♣              |             |                                      |
| Pressure - Pump To Hydroboost; Hydroboost System ..... | 91469           |                |             | Return - Cooler To Reservoir ..... |                 | *              |             |                                      |
| Reservoir; Conventional System.....                    |                 | ♣              |             | Return - Gear To Cooler .....      |                 | *              |             |                                      |
| Reservoir; Hydroboost System .....                     |                 | ♣              |             | <b>4-CYL. 2.5 L ENG.</b>           |                 |                |             |                                      |
| Return; Conventional System .....                      |                 | *13"           |             | Pressure .....                     | 71222           |                |             |                                      |
| Return - Gear To Pump; Hydroboost System.....          |                 | *24"           |             | Reservoir .....                    |                 | ♣              |             |                                      |
| Return - Hydroboost To Pump; Hydroboost System .....   |                 | *32"           |             | Return .....                       |                 | *17"           |             |                                      |
| <b>S SERIES PICKUP</b>                                 |                 |                |             | <b>V-6 2.8 L ENG.</b>              |                 |                |             | <b>HOSE NUMERICAL</b>                |
| <b>1990-1988</b>                                       |                 |                |             | Pressure .....                     |                 |                |             |                                      |
| <b>4-CYL. 2.5 L ENG.</b>                               |                 |                |             | Return .....                       |                 |                |             |                                      |
| Pressure .....   | 70414           |                |             | <b>1984</b>                        |                 |                |             |                                      |
| Reservoir .....  |                 | ♣              |             | <b>4-CYL. 1.9 L ENG.</b>           |                 |                |             |                                      |
| Return - Cooler To Pump .....                          |                 | *20"           |             | Pressure; W/A.C.....               | 71195           |                |             |                                      |
| Return - Gear To Cooler .....                          |                 | *19"           |             | Pressure; W/O A.C. ....            | 80140           |                |             |                                      |
| <b>V-6 2.8 L ENG.</b>                                  |                 |                |             | Return; W/A.C. ....                |                 |                |             |                                      |
| Pressure .....   | 70421           |                |             | Return; W/O A.C. ....              |                 | *14"           |             |                                      |
| <b>S SERIES PICKUP</b>                                 |                 |                |             | Return; W/O A.C. ....              |                 |                |             |                                      |
| <b>1990-1988</b>                                       |                 |                |             | <b>4-CYL. 2.0 L ENG.</b>           |                 |                |             |                                      |
| <b>4-CYL. 2.5 L ENG.</b>                               |                 |                |             | Pressure .....                     |                 |                |             |                                      |
| Pressure .....   | 70414           |                |             | Return .....                       | 71203           |                | *13"        |                                      |
| Reservoir .....  |                 | ♣              |             | <b>4-CYL. 2.2 L DIESEL ENG.</b>    |                 |                |             |                                      |
| Return - Cooler To Pump .....                          |                 | *20"           |             | Pressure .....                     | 71251           |                |             |                                      |
| Return - Gear To Cooler .....                          |                 | *19"           |             | Reservoir .....                    |                 | ♣              |             |                                      |
| <b>V-6 2.8 L ENG.</b>                                  |                 |                |             | Return .....                       |                 |                |             |                                      |
| Pressure .....   | 70421           |                |             | <b>1984</b>                        |                 |                |             |                                      |
| <b>S SERIES PICKUP</b>                                 |                 |                |             | <b>4-CYL. 1.9 L ENG.</b>           |                 |                |             |                                      |
| <b>1990-1988</b>                                       |                 |                |             | Pressure; W/A.C.....               |                 |                |             |                                      |
| <b>4-CYL. 2.5 L ENG.</b>                               |                 |                |             | Pressure; W/O A.C. ....            |                 |                |             |                                      |
| Pressure .....   | 70414           |                |             | Return; W/A.C. ....                |                 | *14"           |             |                                      |
| Reservoir .....  |                 | ♣              |             | Return; W/O A.C. ....              |                 | *15"           |             |                                      |
| Return - Cooler To Pump .....                          |                 | *20"           |             | <b>4-CYL. 2.0 L ENG.</b>           |                 |                |             |                                      |
| Return - Gear To Cooler .....                          |                 | *19"           |             | Pressure .....                     | 71203           |                |             |                                      |
| <b>V-6 2.8 L ENG.</b>                                  |                 |                |             | Return .....                       |                 |                |             |                                      |
| Pressure .....   | 70421           |                |             | <b>4-CYL. 2.2 L DIESEL ENG.</b>    |                 |                |             |                                      |
| <b>S SERIES PICKUP</b>                                 |                 |                |             | Pressure .....                     |                 |                |             |                                      |
| <b>1990-1988</b>                                       |                 |                |             | Reservoir .....                    |                 |                |             |                                      |
| <b>4-CYL. 2.5 L ENG.</b>                               |                 |                |             | Return .....                       |                 |                |             |                                      |
| Pressure .....   | 70414           |                |             | <b>1984</b>                        |                 |                |             |                                      |
| Reservoir .....  |                 | ♣              |             | <b>4-CYL. 1.9 L ENG.</b>           |                 |                |             |                                      |
| Return - Cooler To Pump .....                          |                 | *20"           |             | Pressure; W/A.C.....               | 71195           |                |             |                                      |
| Return - Gear To Cooler .....                          |                 | *19"           |             | Pressure; W/O A.C. ....            | 80140           |                |             |                                      |
| <b>V-6 2.8 L ENG.</b>                                  |                 |                |             | Return; W/A.C. ....                |                 |                |             |                                      |
| Pressure .....   | 70421           |                |             | Return; W/O A.C. ....              |                 | *14"           |             |                                      |
| <b>S SERIES PICKUP</b>                                 |                 |                |             | Return; W/O A.C. ....              |                 |                |             |                                      |
| <b>1990-1988</b>                                       |                 |                |             | <b>4-CYL. 2.0 L ENG.</b>           |                 |                |             |                                      |
| <b>4-CYL. 2.5 L ENG.</b>                               |                 |                |             | Pressure .....                     |                 |                |             |                                      |
| Pressure .....   | 70414           |                |             | Return .....                       | 71203           |                | *13"        |                                      |
| Reservoir .....  |                 | ♣              |             | <b>4-CYL. 2.2 L DIESEL ENG.</b>    |                 |                |             |                                      |
| Return - Cooler To Pump .....                          |                 | *20"           |             | Pressure .....                     | 71251           |                |             |                                      |
| Return - Gear To Cooler .....                          |                 | *19"           |             | Reservoir .....                    |                 | ♣              |             |                                      |
| <b>V-6 2.8 L ENG.</b>                                  |                 |                |             | Return .....                       |                 |                |             |                                      |
| Pressure .....   | 70421           |                |             | <b>1984</b>                        |                 |                |             |                                      |
| <b>S SERIES PICKUP</b>                                 |                 |                |             | <b>4-CYL. 1.9 L ENG.</b>           |                 |                |             |                                      |
| <b>1990-1988</b>                                       |                 |                |             | Pressure; W/A.C.....               |                 |                |             |                                      |
| <b>4-CYL. 2.5 L ENG.</b>                               |                 |                |             | Pressure; W/O A.C. ....            |                 |                |             |                                      |
| Pressure .....   | 70414           |                |             | Return; W/A.C. ....                |                 | *14"           |             |                                      |
| Reservoir .....  |                 | ♣              |             | Return; W/O A.C. ....              |                 | *15"           |             |                                      |
| Return - Cooler To Pump .....                          |                 | *20"           |             | <b>4-CYL. 2.0 L ENG.</b>           |                 |                |             |                                      |
| Return - Gear To Cooler .....                          |                 | *19"           |             | Pressure .....                     | 71203           |                |             |                                      |
| <b>V-6 2.8 L ENG.</b>                                  |                 |                |             | Return .....                       |                 |                |             |                                      |
| Pressure .....   | 70421           |                |             | <b>4-CYL. 2.2 L DIESEL ENG.</b>    |                 |                |             |                                      |
| <b>S SERIES PICKUP</b>                                 |                 |                |             | Pressure .....                     |                 |                |             |                                      |
| <b>1990-1988</b>                                       |                 |                |             | Reservoir .....                    |                 |                |             |                                      |
| <b>4-CYL. 2.5 L ENG.</b>                               |                 |                |             | Return .....                       |                 |                |             |                                      |
| Pressure .....   | 70414           |                |             | <b>1984</b>                        |                 |                |             |                                      |
| Reservoir .....  |                 | ♣              |             | <b>4-CYL. 1.9 L ENG.</b>           |                 |                |             |                                      |
| Return - Cooler To Pump .....                          |                 | *20"           |             | Pressure; W/A.C.....               | 71195           |                |             |                                      |
| Return - Gear To Cooler .....                          |                 | *19"           |             | Pressure; W/O A.C. ....            | 80140           |                |             |                                      |
| <b>V-6 2.8 L ENG.</b>                                  |                 |                |             | Return; W/A.C. ....                |                 |                |             |                                      |
| Pressure .....   | 70421           |                |             | Return; W/O A.C. ....              |                 | *14"           |             |                                      |
| <b>S SERIES PICKUP</b>                                 |                 |                |             | Return; W/O A.C. ....              |                 |                |             |                                      |
| <b>1990-1988</b>                                       |                 |                |             | <b>4-CYL. 2.0 L ENG.</b>           |                 |                |             |                                      |
| <b>4-CYL. 2.5 L ENG.</b>                               |                 |                |             | Pressure .....                     |                 |                |             |                                      |
| Pressure .....   | 70414           |                |             | Return .....                       | 71203           |                | *13"        |                                      |
| Reservoir .....  |                 | ♣              |             | <b>4-CYL. 2.2 L DIESEL ENG.</b>    |                 |                |             |                                      |
| Return - Cooler To Pump .....                          |                 | *20"           |             | Pressure .....                     | 71251           |                |             |                                      |
| Return - Gear To Cooler .....                          |                 | *19"           |             | Reservoir .....                    |                 | ♣              |             |                                      |
| <b>V-6 2.8 L ENG.</b>                                  |                 |                |             | Return .....                       |                 |                |             |                                      |
| Pressure .....   | 70421           |                |             | <b>1984</b>                        |                 |                |             |                                      |

- \* Cut From C.P.E. 3/8" I.D. Hose: 71350 (48"), 81352 (25').
- † Cut From S.A.E. 11/32" I.D. Hose: 80062 (12"), 80063 (24"), 80064 (36"), 81353 (25').
- ★ Cut From S.A.E. 3/8" I.D. Hose: 71224 (24"), 71236 (36"), 71206 (48"), 81206 (25'). May Also Use 3/8" C.P.E.
- ♣ Cut From S.A.E. 5/8" I.D. Hose: 71351 (36").
- Cut From 1/2" I.D. Suction Hose: 71296 (36"), 81354 (10').
- ♠ Cut From 5/8" I.D. Suction Hose: 71207 (42"), 81355 (10').
- ✱ Cut From 3/4" I.D. Suction Hose: 71297 (36"), 81356 (10').
- ☆ See Page A14 For Pump or Gear Identification.

- Ⓜ Two Required.
- Ⓝ Three Required.
- Ⓞ Four Required.
- ≠ Cut To Fit.
- ♣ Replaces Both Upper and Lower Hose.
- ▲ 252660 Adaptor Required For Some Models.
- ♣ See Page A6 For Installation Procedure.

**ILLUSTRATIONS**

# Power Steering Hose for Light Trucks

|                                      | Application   | Assembly Number | Multi-Use Hose | End Fitting | Application   | Assembly Number | Multi-Use Hose | End Fitting |
|--------------------------------------|---|-----------------|----------------|-------------|---|-----------------|----------------|-------------|
| <b>SYSTEM PUMP &amp; GEAR IDENT.</b> | <b>GMC - Continued</b>                                    |                 |                |             | <b>GMC - Continued</b>                                    |                 |                |             |
|                                      | <b>S SERIES PICKUP - Continued</b>                        |                 |                |             | <b>SAFARI - Continued</b>                                 |                 |                |             |
|                                      | <b>1984 - Continued</b>                                   |                 |                |             | <b>1994-1992 - Continued</b>                              |                 |                |             |
|                                      | <b>V-6 2.8 L ENG.</b>                                     |                 |                |             | <b>V-6 4.3 L ENG. - Continued</b>                         |                 |                |             |
|                                      | Pressure .....  | 80122           |                |             | Return; Conventional System; W/O Cooler .....             |                 |                | *11"        |
|                                      | Return .....  |                 | *20"           |             | Return; Hydroboost System; W/O Cooler .....               |                 |                | *14"        |
| <b>SYSTEM &amp; COMPONENT IDENT.</b> | <b>1983</b>   |                 |                |             | Return - Cooler To Pump; Hydroboost System .....          |                 |                |             |
|                                      | <b>4-CYL. 1.9 L ENG.</b>                                  |                 |                |             | Return - Cooler To Reservoir; Conventional System .....   |                 |                |             |
|                                      | Pressure; W/A.C. ....                                     | 71195           |                |             | Return - Gear To Cooler; Conventional System .....        |                 |                | *22"        |
|                                      | Pressure; W/O A.C. ....                                   | 80140           |                |             | Return - Gear To Cooler; Hydroboost System .....          |                 |                | *11"        |
|                                      | Return; W/A.C. ....                                       |                 | *14"           |             | Return - Hydroboost To Reservoir; Hydroboost System ..... |                 |                | *24"        |
|                                      | Return; W/O A.C. ....                                     |                 | *15"           |             |   |                 |                | *26"        |
| <b>PASS. CARS</b>                    | <b>4-CYL. 2.0 L ENG.</b>                                  |                 |                |             | <b>1991</b>   |                 |                |             |
|                                      | Pressure .....  | 71203           |                |             | <b>V-6 4.3 L ENG.</b>                                     |                 |                |             |
|                                      | Return .....  |                 | *13"           |             | Pressure; Conventional System .....                       | 71771           |                |             |
|                                      | <b>V-6 2.8 L ENG.</b>                                     |                 |                |             | Pressure - Hydroboost To Gear; Hydroboost System .....    |                 |                |             |
|                                      | Pressure .....  | 80122           |                |             | Pressure - Pump To Hydroboost; Hydroboost System .....    | 91706           |                |             |
|                                      | Return .....  |                 | *20"           |             | Reservoir; Conventional System .....                      |                 |                | ♣31"        |
|                                      | <b>1982</b>   |                 |                |             | Reservoir; Hydroboost System .....                        |                 |                |             |
|                                      | <b>4-CYL. 1.9 L ENG.</b>                                  |                 |                |             | Return; Conventional System; W/O Cooler .....             |                 |                |             |
|                                      | Pressure; W/A.C. ....                                     | 71195           |                |             | Return; Hydroboost System; W/O Cooler .....               |                 |                | *14"        |
|                                      | Pressure; W/O A.C. ....                                   | 80140           |                |             | Return - Cooler To Pump; Hydroboost System .....          |                 |                | *14"        |
|                                      | Return; W/A.C. ....                                       |                 | *14"           |             | Return - Cooler To Reservoir; Conventional System .....   |                 |                | *22"        |
|                                      | Return; W/O A.C. ....                                     |                 | *15"           |             | Return - Gear To Cooler; Conventional System .....        |                 |                | *11"        |
|                                      | <b>V-6 2.8 L ENG.</b>                                     |                 |                |             | Return - Gear To Cooler; Hydroboost System .....          |                 |                |             |
|                                      | Pressure .....  | 80139           |                |             | Return - Hydroboost To Reservoir; Hydroboost System ..... |                 |                | *26"        |
|                                      | Return .....  |                 | *20"           |             |   |                 |                |             |
| <b>LIGHT TRUCKS</b>                  | <b>SAFARI</b>   |                 |                |             | <b>1990</b>   |                 |                |             |
|                                      | <b>1995</b>   |                 |                |             | <b>4-CYL. 2.5 L ENG.</b>                                  |                 |                |             |
|                                      | <b>V-6 4.3 L ENG.</b>                                     |                 |                |             | Pressure .....  |                 |                |             |
|                                      | Pressure; Conventional System .....                       | 71771           |                |             | Return; W/O Cooler .....                                  | 70439           |                | *11"        |
|                                      | Pressure - Hydroboost To Gear; Hydroboost System .....    | 80056           |                |             | Return - Cooler To Pump .....                             |                 |                | *18"        |
|                                      | Pressure - Pump To Hydroboost; Hydroboost System .....    | 91819           |                |             | Return - Gear To Cooler .....                             |                 |                | *10"        |
|                                      | Reservoir; Conventional System .....                      |                 | ♣31"           |             | <b>V-6 4.3 L ENG.</b>                                     |                 |                |             |
|                                      | Reservoir; Hydroboost System .....                        |                 | ♣28"           |             | Pressure; Conventional System .....                       | 71771           |                |             |
|                                      | Return; Conventional System; W/O Cooler .....             |                 | *11"           |             | Pressure - Hydroboost To Gear; Hydroboost System .....    | 71787           |                |             |
|                                      | Return; Hydroboost System; W/O Cooler .....               |                 | *14"           |             | Pressure - Pump To Hydroboost; Hydroboost System .....    | 91706           |                |             |
|                                      | Return - Cooler To Pump; Hydroboost System .....          |                 | *48"           |             | Reservoir; Conventional System .....                      |                 |                | ♣31"        |
|                                      | Return - Cooler To Reservoir; Conventional System .....   |                 | *22"           |             | Reservoir; Hydroboost System .....                        |                 |                | ♣31"        |
|                                      | Return - Gear To Cooler; Conventional System .....        |                 | *11"           |             | Return; Conventional System; W/O Cooler .....             |                 |                | *11"        |
|                                      | Return - Gear To Cooler; Hydroboost System .....          |                 | *24"           |             | Return; Hydroboost System; W/O Cooler .....               |                 |                | *14"        |
|                                      | Return - Hydroboost To Reservoir; Hydroboost System ..... |                 | *26"           |             | Return - Cooler To Pump; Hydroboost System .....          |                 |                | *48"        |
| <b>MEDIUM/HEAVY TRUCKS</b>           |   |                 |                |             | Return - Cooler To Reservoir; Conventional System .....   |                 |                |             |
|                                      |   |                 |                |             | Return - Gear To Cooler; Conventional System .....        |                 |                |             |
|                                      |   |                 |                |             | Return - Gear To Cooler; Hydroboost System .....          |                 |                |             |
|                                      |   |                 |                |             | Return - Hydroboost To Reservoir; Hydroboost System ..... |                 |                |             |
| <b>BUSES</b>                         |   |                 |                |             | Return - Gear To Cooler; Conventional System .....        |                 |                |             |
|                                      |   |                 |                |             | Return - Gear To Cooler; Hydroboost System .....          |                 |                |             |
|                                      |   |                 |                |             | Return - Hydroboost To Reservoir; Hydroboost System ..... |                 |                |             |
| <b>HOSE NUMERICAL</b>                |   |                 |                |             | Return - Hydroboost To Reservoir; Hydroboost System ..... |                 |                |             |
|                                      |   |                 |                |             | Return - Gear To Cooler; Conventional System .....        |                 |                |             |
|                                      |   |                 |                |             | Return - Gear To Cooler; Hydroboost System .....          |                 |                |             |
|                                      |   |                 |                |             | Return - Hydroboost To Reservoir; Hydroboost System ..... |                 |                |             |
| <b>REPAIR KITS</b>                   |   |                 |                |             | Return - Gear To Cooler; Conventional System .....        |                 |                |             |
|                                      |   |                 |                |             | Return - Gear To Cooler; Hydroboost System .....          |                 |                |             |
|                                      |   |                 |                |             | Return - Hydroboost To Reservoir; Hydroboost System ..... |                 |                |             |
| <b>KIT NUMERICAL</b>                 |   |                 |                |             | Return - Gear To Cooler; Conventional System .....        |                 |                |             |
|                                      |   |                 |                |             | Return - Gear To Cooler; Hydroboost System .....          |                 |                |             |
|                                      |   |                 |                |             | Return - Hydroboost To Reservoir; Hydroboost System ..... |                 |                |             |

**ILLUSTRATIONS**

- \* Cut From C.P.E. 3/8" I.D. Hose: 71350 (48"), 81352 (25).
- † Cut From S.A.E. 11/32" I.D. Hose: 80062 (12"), 80063 (24"), 80064 (36"), 81353 (25).
- ★ Cut From S.A.E. 3/8" I.D. Hose: 71224 (24"), 71236 (36"), 71206 (48"), 81206 (25). May Also Use 3/8" C.P.E.
- ♣ Cut From S.A.E. 5/8" I.D. Hose: 71351 (36").
- Cut From 1/2" I.D. Suction Hose: 71296 (36"), 81354 (10').
- ♠ Cut From 5/8" I.D. Suction Hose: 71207 (42"), 81355 (10').
- ✱ Cut From 3/4" I.D. Suction Hose: 71297 (36"), 81356 (10').
- ☆ See Page A14 For Pump or Gear Identification.

- Ⓜ Two Required.
- Ⓝ Three Required.
- Ⓞ Four Required.
- ⊂ Cut To Fit.
- ♣ Replaces Both Upper and Lower Hose.
- ▲ 252660 Adaptor Required For Some Models.
- ♣ See Page A6 For Installation Procedure.







# Power Steering Hose for Light Trucks

| Application   | Assembly Number | Multi-Use Hose | End Fitting | Application  | Assembly Number | Multi-Use Hose | End Fitting |
|---|-----------------|----------------|-------------|--|-----------------|----------------|-------------|
| <b>GMC - Continued</b><br><b>SUBURBAN - Continued</b><br><b>1991-1990 - Continued</b><br><b>V-8 6.2 L DIESEL ENG.</b><br>Pressure - Hydroboost To Gear..... 71772<br>Pressure - Pump To Hydroboost..... 91697<br>Return - Gear To Pump..... *12"<br>Return - Hydroboost To Pump..... *32"<br><b>V-8 7.4 L ENG.</b><br>Pressure; Conventional System;<br>W/Cooler..... 71402<br>Pressure; Conventional System; W/O<br>Cooler..... 71148<br>Pressure - Hydroboost To Gear; Hydro-<br>boost System ..... 71093<br>Pressure - Pump To Hydroboost; Hy-<br>droboost System ..... 91469<br>Return; Conventional System; W/O<br>Cooler..... *18"<br>Return - Gear To Pump; Hydroboost<br>System..... *12"<br>Return - Hydroboost To Pump; Hydro-<br>boost System ..... *32"<br><b>1989</b><br><b>V-8 5.7 L ENG.</b><br>Pressure; Conventional System..... 71402<br>Pressure - Hydroboost To Gear; Hydro-<br>boost System ..... 71093<br>Pressure - Pump To Hydroboost; Hy-<br>droboost System ..... 91466<br>Return; Conventional System ..... *18"<br>Return - Gear To Pump; Hydroboost<br>System..... *12"<br>Return - Hydroboost To Pump; Hydro-<br>boost System ..... *32"<br><b>V-8 6.2 L DIESEL ENG.</b><br>Pressure - Hydroboost To Gear..... 71093<br>Pressure - Pump To Hydroboost..... 91697<br>Return - Gear To Pump..... *12"<br>Return - Hydroboost To Pump ..... *32"<br><b>V-8 7.4 L ENG.</b><br>Pressure; Conventional System;<br>W/Cooler..... 71402<br>Pressure; Conventional System; W/O<br>Cooler..... 71148<br>Pressure - Hydroboost To Gear; Hydro-<br>boost System ..... 71093<br>Pressure - Pump To Hydroboost; Hy-<br>droboost System ..... 91469<br>Reservoir; Conventional System..... *<br>Return; Conventional System; W/O<br>Cooler..... *18"<br>Return - Gear To Pump; Hydroboost<br>System..... *12"<br>Return - Hydroboost To Pump; Hydro-<br>boost System ..... *32"<br><b>1988</b><br><b>V-8 5.7 L ENG.</b><br>Pressure; Conventional System; Op-<br>tional Hose ..... 71402<br>Pressure; Conventional System; Pre-<br>ferred Hose ..... 71088<br>Pressure - Hydroboost To Gear; Hydro-<br>boost System ..... 71093<br>Reservoir ..... *<br>Return - Gear To Pump; Hydroboost<br>System..... *24"<br>Return - Hydroboost To Pump; Hydro-<br>boost System ..... *32"<br><b>V-8 7.4 L ENG.</b><br>Pressure; Conventional System..... 71148 |                 |                |             | <b>GMC - Continued</b><br><b>SUBURBAN - Continued</b><br><b>1988 - Continued</b><br><b>V-8 5.7 L ENG. - Continued</b><br>Pressure - Pump To Hydroboost; Hy-<br>droboost System ..... 91466<br>Return; Conventional System ..... *12"<br>Return - Gear To Pump; Hydroboost<br>System..... *14"<br>Return - Hydroboost To Pump; Hydro-<br>boost System ..... *32"<br><b>V-8 6.2 L DIESEL ENG.</b><br>Pressure - Hydroboost To Gear ..... 71093<br>Pressure - Pump To Hydroboost..... 91468<br>Reservoir ..... *<br>Return - Gear To Pump..... *14"<br>Return - Hydroboost To Pump ..... *32"<br><b>V-8 7.4 L ENG.</b><br>Pressure; Conventional System..... 71148<br>Pressure - Hydroboost To Gear; Hydro-<br>boost System ..... 71093<br>Pressure - Pump To Hydroboost; Hy-<br>droboost System ..... 91469<br>Reservoir ..... *<br>Return; Conventional System ..... *13"<br>Return - Gear To Pump; Hydroboost<br>System..... *14"<br>Return - Hydroboost To Pump; Hydro-<br>boost System ..... *32"<br><b>1987-1985</b><br><b>V-8 5.0 L ENG.</b><br>Pressure; Conventional System; Op-<br>tional Hose ..... 71402<br>Pressure; Conventional System; Pre-<br>ferred Hose ..... 71088<br>Pressure - Hydroboost To Gear; Hydro-<br>boost System ..... 71093<br>Return; Conventional System ..... *12"<br>Return - Gear To Pump; Hydroboost<br>System..... *24"<br>Return - Hydroboost To Pump; Hydro-<br>boost System ..... *32"<br><b>V-8 5.7 L ENG.</b><br>Pressure; Conventional System; Op-<br>tional Hose ..... 71402<br>Pressure; Conventional System; Pre-<br>ferred Hose ..... 71088<br>Pressure - Hydroboost To Gear; Hydro-<br>boost System ..... 71093<br>Pressure - Pump To Hydroboost; Hy-<br>droboost System ..... 91466<br>Return; Conventional System ..... *12"<br>Return - Gear To Pump; Hydroboost<br>System..... *24"<br>Return - Hydroboost To Pump; Hydro-<br>boost System ..... *32"<br><b>V-8 6.2 L DIESEL ENG.</b><br>Pressure - Hydroboost To Gear ..... 71093<br>Pressure - Pump To Hydroboost..... 91468<br>Reservoir ..... *<br>Return - Gear To Pump..... *24"<br>Return - Hydroboost To Pump ..... *32"<br><b>V-8 7.4 L ENG.</b><br>Pressure; Conventional System..... 71148 |                 |                |             |

|                           |
|---------------------------|
| SYSTEM PUMP & GEAR IDENT. |
| SYSTEM & COMPONENT IDENT. |
| PASS. CARS                |
| LIGHT TRUCKS              |
| MEDIUM/HEAVY TRUCKS       |
| BUSES                     |
| HOSE NUMERICAL            |
| REPAIR KITS               |
| KIT NUMERICAL             |
| ILLUSTRATIONS             |

\* Cut From C.P.E. 3/8" I.D. Hose: 71350 (48"), 81352 (25').  
 † Cut From S.A.E. 11/32" I.D. Hose: 80062 (12"), 80063 (24"), 80064 (36"), 81353 (25').  
 ★ Cut From S.A.E. 3/8" I.D. Hose: 71224 (24"), 71236 (36"), 71206 (48"), 81206 (25'). May Also Use 3/8" C.P.E.  
 ✦ Cut From S.A.E. 5/8" I.D. Hose: 71351 (36").  
 □ Cut From 1/2" I.D. Suction Hose: 71296 (36"), 81354 (10').  
 ✧ Cut From 5/8" I.D. Suction Hose: 71207 (42"), 81355 (10').  
 ✨ Cut From 3/4" I.D. Suction Hose: 71297 (36"), 81356 (10').  
 ☆ See Page A14 For Pump or Gear Identification.

Ⓜ Two Required.  
 Ⓝ Three Required.  
 Ⓞ Four Required.  
 ≍ Cut To Fit.  
 ✨ Replaces Both Upper and Lower Hose.  
 ▲ 252660 Adaptor Required For Some Models.  
 ✦ See Page A6 For Installation Procedure.

# Power Steering Hose for Light Trucks

|                                      | Application  | Assembly Number | Multi-Use Hose | End Fitting | Application  | Assembly Number | Multi-Use Hose | End Fitting |
|--------------------------------------|--|-----------------|----------------|-------------|--|-----------------|----------------|-------------|
| <b>SYSTEM PUMP &amp; GEAR IDENT.</b> | <b>GMC - Continued</b>                                 |                 |                |             | <b>GMC - Continued</b>                                 |                 |                |             |
| <b>SYSTEM &amp; COMPONENT IDENT.</b> | <b>SUBURBAN - Continued</b>                            |                 |                |             | <b>SUBURBAN - Continued</b>                            |                 |                |             |
| <b>PASS. CARS</b>                    | <b>1987-1985 - Continued</b>                           |                 |                |             | <b>1981 - Continued</b>                                |                 |                |             |
|                                      | <b>V-8 7.4 L ENG. - Continued</b>                      |                 |                |             | <b>V-8 5.0 L ENG. - Continued</b>                      |                 |                |             |
|                                      | Pressure - Hydroboost To Gear; Hydroboost System ..... | 71093           |                |             | Pressure; Conventional System; Preferred Hose .....    | 71088           |                |             |
|                                      | Pressure - Pump To Hydroboost; Hydroboost System ..... | 91469           |                |             | Pressure - Hydroboost To Gear; Hydroboost System ..... | 71093           |                |             |
|                                      | Reservoir; Conventional System .....                   |                 | ☼              |             | Return; Conventional System .....                      |                 | *24"           | 39106       |
|                                      | Reservoir; Hydroboost System .....                     |                 | ☼              |             | Return - Gear To Pump; Hydroboost System .....         |                 | *24"           |             |
|                                      | Return; Conventional System .....                      |                 | *13"           |             | Return - Hydroboost To Pump; Hydroboost System .....   |                 | *32"           |             |
|                                      | Return - Gear To Pump; Hydroboost System .....         |                 | *24"           |             |  |                 |                |             |
|                                      | Return - Hydroboost To Pump; Hydroboost System .....   |                 | *32"           |             |  |                 |                |             |
|                                      | <b>1984-1982</b>                                       |                 |                |             | <b>V-8 5.7 L ENG.</b>                                  |                 |                |             |
|                                      | <b>V-8 5.0 L ENG.</b>                                  |                 |                |             | Pressure; Conventional System; Optional Hose .....     |                 |                |             |
|                                      | Pressure; Conventional System; Optional Hose .....     | 71402           |                |             | Pressure; Conventional System; Preferred Hose .....    | 71088           |                |             |
|                                      | Pressure; Conventional System; Preferred Hose .....    | 71088           |                |             | Pressure - Hydroboost To Gear; Hydroboost System ..... | 71093           |                |             |
| <b>LIGHT TRUCKS</b>                  | Pressure - Hydroboost To Gear; Hydroboost System ..... | 71093           |                |             | Pressure - Pump To Hydroboost; Hydroboost System ..... | 91466           |                |             |
|                                      | Return; Conventional System .....                      |                 | *20"           |             | Return; Conventional System .....                      |                 | *24"           | 39106       |
|                                      | Return - Gear To Pump; Hydroboost System .....         |                 | *24"           |             | Return - Gear To Pump; Hydroboost System .....         |                 | *24"           |             |
|                                      | Return - Hydroboost To Pump; Hydroboost System .....   |                 | *32"           |             | Return - Hydroboost To Pump; Hydroboost System .....   |                 | *32"           |             |
|                                      | <b>V-8 5.7 L ENG.</b>                                  |                 |                |             | <b>V-8 7.4 L ENG.</b>                                  |                 |                |             |
|                                      | Pressure; Conventional System; Optional Hose .....     | 71402           |                |             | Pressure; Conventional System .....                    | 71148           |                |             |
|                                      | Pressure; Conventional System; Preferred Hose .....    | 71088           |                |             | Pressure - Hydroboost To Gear; Hydroboost System ..... | 71093           |                |             |
|                                      | Pressure - Hydroboost To Gear; Hydroboost System ..... | 71093           |                |             | Pressure - Pump To Hydroboost; Hydroboost System ..... | 91469           |                |             |
|                                      | Pressure - Pump To Hydroboost; Hydroboost System ..... | 91466           |                |             | Reservoir; Hydroboost System .....                     |                 | ☼              |             |
|                                      | Return; Conventional System .....                      |                 | *20"           |             | Return; Conventional System .....                      |                 | *24"           | 39106       |
|                                      | Return - Gear To Pump; Hydroboost System .....         |                 | *24"           |             | Return - Gear To Pump; Hydroboost System .....         |                 | *24"           |             |
|                                      | Return - Hydroboost To Pump; Hydroboost System .....   |                 | *32"           |             | Return - Hydroboost To Pump; Hydroboost System .....   |                 | *32"           |             |
| <b>MEDIUM/HEAVY TRUCKS</b>           |  |                 |                |             | <b>1980</b>  |                 |                |             |
|                                      | <b>V-8 6.2 L DIESEL ENG.</b>                           |                 |                |             | <b>V-8 5.7 L ENG.</b>                                  |                 |                |             |
|                                      | Pressure - Hydroboost To Gear .....                    | 71093           |                |             | Pressure; Conventional System; Optional Hose .....     | 71402           |                |             |
|                                      | Pressure - Pump To Hydroboost .....                    | 91468           |                |             | Pressure; Conventional System; Preferred Hose .....    | 71088           |                |             |
|                                      | Reservoir .....  |                 | ☼              |             | Pressure - Hydroboost To Gear; Hydroboost System ..... | 71093           |                |             |
|                                      | Return - Gear To Pump .....                            |                 | *24"           |             | Pressure - Pump To Hydroboost; Hydroboost System ..... | 91466           |                |             |
|                                      | Return - Hydroboost To Pump .....                      |                 | *32"           |             | Return; Conventional System .....                      |                 | *24"           | 39106       |
|                                      | <b>V-8 7.4 L ENG.</b>                                  |                 |                |             | Return - Gear To Pump; Hydroboost System .....         |                 |                |             |
|                                      | Pressure; Conventional System .....                    | 71148           |                |             | Return - Hydroboost To Pump; Hydroboost System .....   |                 | *32"           |             |
|                                      | Pressure - Hydroboost To Gear; Hydroboost System ..... | 71093           |                |             |  |                 |                |             |
|                                      | Pressure - Pump To Hydroboost; Hydroboost System ..... | 91469           |                |             |  |                 |                |             |
|                                      | Reservoir; Hydroboost System .....                     |                 | ☼              |             |  |                 |                |             |
|                                      | Return; Conventional System .....                      |                 | *13"           |             |  |                 |                |             |
|                                      | Return - Gear To Pump; Hydroboost System .....         |                 | *24"           |             |  |                 |                |             |
|                                      | Return - Hydroboost To Pump; Hydroboost System .....   |                 | *32"           |             |  |                 |                |             |
| <b>BUSES</b>                         |  |                 |                |             | <b>V-8 6.6 L ENG.</b>                                  |                 |                |             |
|                                      | <b>V-8 6.2 L DIESEL ENG.</b>                           |                 |                |             | Pressure; Conventional System; Optional Hose .....     |                 |                |             |
|                                      | Pressure - Hydroboost To Gear .....                    | 71093           |                |             | Pressure; Conventional System; Preferred Hose .....    | 71088           |                |             |
|                                      | Pressure - Pump To Hydroboost .....                    | 91468           |                |             | Pressure - Hydroboost To Gear; Hydroboost System ..... | 71093           |                |             |
|                                      | Reservoir .....  |                 | ☼              |             | Pressure - Pump To Hydroboost; Hydroboost System ..... | 91466           |                |             |
|                                      | Return - Gear To Pump .....                            |                 | *24"           |             | Return; Conventional System .....                      |                 | *24"           | 39106       |
|                                      | Return - Hydroboost To Pump .....                      |                 | *32"           |             | Return - Gear To Pump; Hydroboost System .....         |                 | *24"           |             |
|                                      | <b>V-8 7.4 L ENG.</b>                                  |                 |                |             | Return - Hydroboost To Pump; Hydroboost System .....   |                 |                |             |
|                                      | Pressure; Conventional System .....                    | 71148           |                |             |  |                 |                |             |
|                                      | Pressure - Hydroboost To Gear; Hydroboost System ..... | 71093           |                |             |  |                 |                |             |
|                                      | Pressure - Pump To Hydroboost; Hydroboost System ..... | 91469           |                |             |  |                 |                |             |
|                                      | Reservoir; Hydroboost System .....                     |                 | ☼              |             |  |                 |                |             |
|                                      | Return; Conventional System .....                      |                 | *13"           |             |  |                 |                |             |
|                                      | Return - Gear To Pump; Hydroboost System .....         |                 | *24"           |             |  |                 |                |             |
|                                      | Return - Hydroboost To Pump; Hydroboost System .....   |                 | *32"           |             |  |                 |                |             |
| <b>HOSE NUMERICAL</b>                |  |                 |                |             | <b>V-8 5.7 L ENG.</b>                                  |                 |                |             |
|                                      | <b>V-8 6.2 L DIESEL ENG.</b>                           |                 |                |             | Pressure; Conventional System; Optional Hose .....     |                 |                |             |
|                                      | Pressure - Hydroboost To Gear .....                    | 71093           |                |             | Pressure; Conventional System; Preferred Hose .....    | 71088           |                |             |
|                                      | Pressure - Pump To Hydroboost .....                    | 91468           |                |             | Pressure - Hydroboost To Gear; Hydroboost System ..... | 71093           |                |             |
|                                      | Reservoir .....  |                 | ☼              |             | Pressure - Pump To Hydroboost; Hydroboost System ..... | 91466           |                |             |
|                                      | Return - Gear To Pump .....                            |                 | *24"           |             | Return; Conventional System .....                      |                 | *24"           | 39106       |
|                                      | Return - Hydroboost To Pump .....                      |                 | *32"           |             | Return - Gear To Pump; Hydroboost System .....         |                 | *24"           |             |
|                                      | <b>V-8 7.4 L ENG.</b>                                  |                 |                |             | Return - Hydroboost To Pump; Hydroboost System .....   |                 |                |             |
|                                      | Pressure; Conventional System .....                    | 71148           |                |             |  |                 |                |             |
|                                      | Pressure - Hydroboost To Gear; Hydroboost System ..... | 71093           |                |             |  |                 |                |             |
|                                      | Pressure - Pump To Hydroboost; Hydroboost System ..... | 91469           |                |             |  |                 |                |             |
|                                      | Reservoir; Hydroboost System .....                     |                 | ☼              |             |  |                 |                |             |
|                                      | Return; Conventional System .....                      |                 | *13"           |             |  |                 |                |             |
|                                      | Return - Gear To Pump; Hydroboost System .....         |                 | *24"           |             |  |                 |                |             |
|                                      | Return - Hydroboost To Pump; Hydroboost System .....   |                 | *32"           |             |  |                 |                |             |
| <b>REPAIR KITS</b>                   |  |                 |                |             | <b>V-8 6.6 L ENG.</b>                                  |                 |                |             |
|                                      | <b>V-8 6.2 L DIESEL ENG.</b>                           |                 |                |             | Pressure; Conventional System; Optional Hose .....     |                 |                |             |
|                                      | Pressure - Hydroboost To Gear .....                    | 71093           |                |             | Pressure; Conventional System; Preferred Hose .....    | 71088           |                |             |
|                                      | Pressure - Pump To Hydroboost .....                    | 91468           |                |             | Pressure - Hydroboost To Gear; Hydroboost System ..... | 71093           |                |             |
|                                      | Reservoir .....  |                 | ☼              |             | Pressure - Pump To Hydroboost; Hydroboost System ..... | 91466           |                |             |
|                                      | Return - Gear To Pump .....                            |                 | *24"           |             | Return; Conventional System .....                      |                 | *24"           | 39106       |
|                                      | Return - Hydroboost To Pump .....                      |                 | *32"           |             | Return - Gear To Pump; Hydroboost System .....         |                 | *24"           |             |
|                                      | <b>V-8 7.4 L ENG.</b>                                  |                 |                |             | Return - Hydroboost To Pump; Hydroboost System .....   |                 |                |             |
|                                      | Pressure; Conventional System .....                    | 71148           |                |             |  |                 |                |             |
|                                      | Pressure - Hydroboost To Gear; Hydroboost System ..... | 71093           |                |             |  |                 |                |             |
|                                      | Pressure - Pump To Hydroboost; Hydroboost System ..... | 91469           |                |             |  |                 |                |             |
|                                      | Reservoir; Hydroboost System .....                     |                 | ☼              |             |  |                 |                |             |
|                                      | Return; Conventional System .....                      |                 | *13"           |             |  |                 |                |             |
|                                      | Return - Gear To Pump; Hydroboost System .....         |                 | *24"           |             |  |                 |                |             |
|                                      | Return - Hydroboost To Pump; Hydroboost System .....   |                 | *32"           |             |  |                 |                |             |
| <b>KIT NUMERICAL</b>                 |  |                 |                |             | <b>V-8 5.7 L ENG.</b>                                  |                 |                |             |
|                                      | <b>1981</b>  |                 |                |             | Pressure; Conventional System; Optional Hose .....     |                 |                |             |
|                                      | <b>V-8 5.0 L ENG.</b>                                  |                 |                |             | Pressure; Conventional System; Optional Hose .....     |                 |                |             |
|                                      | Pressure; Conventional System; Optional Hose .....     | 71402           |                |             | Pressure; Conventional System; Preferred Hose .....    | 71088           |                |             |

- \* Cut From C.P.E. 3/8" I.D. Hose: 71350 (48"), 81352 (25').
- † Cut From S.A.E. 11/32" I.D. Hose: 80062 (12"), 80063 (24"), 80064 (36"), 81353 (25').
- ★ Cut From S.A.E. 3/8" I.D. Hose: 71224 (24"), 71236 (36"), 71206 (48"), 81206 (25'). May Also Use 3/8" C.P.E.
- ♣ Cut From S.A.E. 5/8" I.D. Hose: 71351 (36").
- Cut From 1/2" I.D. Suction Hose: 71296 (36"), 81354 (10').
- ♠ Cut From 5/8" I.D. Suction Hose: 71207 (42"), 81355 (10').
- ✱ Cut From 3/4" I.D. Suction Hose: 71297 (36"), 81356 (10').
- ☆ See Page A14 For Pump or Gear Identification.

- Ⓜ Two Required.
- Ⓝ Three Required.
- Ⓞ Four Required.
- Ⓟ Cut To Fit.
- Ⓠ Replaces Both Upper and Lower Hose.
- ▲ 252660 Adaptor Required For Some Models.
- ♣ See Page A6 For Installation Procedure.





# Power Steering Hose for Light Trucks

|                                      | Application  | Assembly Number | Multi-Use Hose | End Fitting | Application  | Assembly Number | Multi-Use Hose | End Fitting |
|--------------------------------------|--|-----------------|----------------|-------------|--|-----------------|----------------|-------------|
| <b>SYSTEM PUMP &amp; GEAR IDENT.</b> | <b>GMC - Continued</b>   |                 |                |             | <b>GMC - Continued</b>                                 |                 |                |             |
|                                      | <b>SUBURBAN - Continued</b>  |                 |                |             | <b>SUBURBAN - Continued</b>                            |                 |                |             |
|                                      | <b>1977 - Continued</b>  |                 |                |             | <b>1976-1975 - Continued</b>                           |                 |                |             |
|                                      | <b>V-8 305 ENG.; V-8 400 ENG. - Continued</b>  |                 |                |             | <b>V-8 400 ENG. - Continued</b>                        |                 |                |             |
|                                      | Return - Hydroboost To Pump; Hydroboost System .....   |                 | ★42"           |             | Return - Gear To Cooler; Hydroboost System .....       |                 | ★              |             |
| <b>SYSTEM &amp; COMPONENT IDENT.</b> | <b>V-8 350 ENG.</b>  |                 |                |             | <b>V-8 454 ENG.</b>                                    |                 |                |             |
|                                      | Pressure; Conventional System .....  | 70911           |                |             | Pressure; Conventional System .....                    | 70911           |                |             |
|                                      | Pressure - Hydroboost To Gear; Hydroboost System .....   | 70924           |                |             | Pressure - Hydroboost To Gear; Hydroboost System ..... | 70924           |                | ★30"        |
|                                      | Pressure - Pump To Hydroboost; Hydroboost System .....   | 91570           |                |             | Pressure - Pump To Hydroboost; Hydroboost System ..... | 91571           |                |             |
| <b>PASS. CARS</b>                    | Return; Conventional System .....  | ≠70518          | ★22"           | 39135       | Return; Conventional System .....                      | ≠70551          | ★22"           | 39135       |
|                                      | Return - Gear To Pump; Hydroboost System .....   |                 | ★34"           |             | Return - Cooler To Tee; Hydroboost System .....        |                 | ★              |             |
|                                      | Return - Hydroboost To Pump; Hydroboost System .....   |                 | ★42"           |             | Return - Gear To Cooler; Hydroboost System .....       |                 | ★              |             |
|                                      | <b>V-8 454 ENG.</b>  |                 |                |             | <b>1974</b>  |                 |                |             |
|                                      | Pressure; Conventional System .....  | 71032           |                |             | <b>6-CYL. 250 ENG.; 6-CYL. 292 ENG.</b>                |                 |                |             |
|                                      | Pressure - Hydroboost To Gear; Hydroboost System .....   | 70924           |                |             | Pressure; Conventional System .....                    | 70910           |                |             |
| <b>LIGHT TRUCKS</b>                  | Pressure - Pump To Hydroboost; Hydroboost System .....   | 91571           |                |             | Pressure - Hydroboost To Gear; Hydroboost System ..... | 70924           |                |             |
|                                      | Return; Conventional System .....  | ≠70177          | ★9"            | 39135       | Pressure - Pump To Hydroboost; Hydroboost System ..... | 91569           |                |             |
|                                      | Return - Gear To Pump; Hydroboost System .....   |                 | ★34"           |             | Return; Conventional System .....                      | ≠70629          | ★22"           | 39859       |
|                                      | Return - Hydroboost To Pump; Hydroboost System .....   |                 | ★42"           |             | Return - Cooler To Tee; Hydroboost System .....        |                 | ★              |             |
|                                      | <b>1976-1975</b>   |                 |                |             | Return - Gear To Cooler; Hydroboost System .....       |                 | ★              |             |
|                                      | <b>6-CYL. 250 ENG.; 6-CYL. 292 ENG.</b>  |                 |                |             | Return - Hydroboost To Tee; Hydroboost System .....    |                 | ★30"           |             |
| <b>MEDIUM/HEAVY TRUCKS</b>           | Pressure; Conventional System .....  | 70910           |                |             | Return - Tee To Pump; Hydroboost System .....          |                 | ★12"           |             |
|                                      | Pressure - Hydroboost To Gear; Hydroboost System .....   | 70924           |                |             | <b>V-8 350 ENG.; V-8 454 ENG.</b>                      |                 |                |             |
|                                      | Pressure - Pump To Hydroboost; Hydroboost System .....   | 91571           |                |             | Pressure; Conventional System .....                    | 70911           |                |             |
| <b>BUSES</b>                         | Return; Conventional System .....  | ≠70629          | ★22"           | 39859       | Pressure - Hydroboost To Gear; Hydroboost System ..... | 70924           |                |             |
|                                      | Return - Cooler To Tee; Hydroboost System .....  |                 | ★              |             | Pressure - Pump To Hydroboost; Hydroboost System ..... | 91569           |                |             |
|                                      | Return - Gear To Cooler; Hydroboost System .....   |                 | ★              |             | Return; Conventional System .....                      | ≠70551          | ★22"           | 39135       |
|                                      | Return - Hydroboost To Tee; Hydroboost System .....  |                 | ★30"           |             | Return - Cooler To Tee; Hydroboost System .....        |                 | ★              |             |
|                                      | Return - Tee To Pump; Hydroboost System .....  |                 | ★12"           |             | Return - Gear To Cooler; Hydroboost System .....       |                 | ★              |             |
|                                      | <b>V-8 350 ENG.</b>  |                 |                |             | Return - Hydroboost To Tee; Hydroboost System .....    |                 | ★              |             |
| <b>HOSE NUMERICAL</b>                | Pressure; Conventional System .....  | 70911           |                |             | Return - Tee To Pump; Hydroboost System .....          |                 | ★              |             |
|                                      | Pressure - Hydroboost To Gear; Hydroboost System .....   | 70924           |                |             | <b>1973</b>  |                 |                |             |
|                                      | Pressure - Pump To Hydroboost; Hydroboost System .....   | 91570           |                |             | <b>6-CYL. 250 ENG.; 6-CYL. 292 ENG.</b>                |                 |                |             |
| <b>REPAIR KITS</b>                   | Return; Conventional System .....  | ≠70551          | ★22"           | 39135       | Pressure; Conventional System .....                    | 70910           |                |             |
|                                      | Return - Cooler To Tee; Hydroboost System .....  |                 | ★              |             | Pressure - Hydroboost To Gear; Hydroboost System ..... | 70924           |                |             |
|                                      | Return - Gear To Cooler; Hydroboost System .....   |                 | ★              |             | Pressure - Pump To Hydroboost; Hydroboost System ..... | 91569           |                |             |
|                                      | Return - Hydroboost To Tee; Hydroboost System .....  |                 | ★30"           |             | Return; Conventional System .....                      | ≠70551          | ★22"           | 39135       |
|                                      | Return - Tee To Pump; Hydroboost System .....  |                 | ★12"           |             | Return - Cooler To Tee; Hydroboost System .....        |                 | ★              |             |
|                                      | <b>V-8 400 ENG.</b>  |                 |                |             | Return - Gear To Cooler; Hydroboost System .....       |                 | ★              |             |
| <b>KIT NUMERICAL</b>                 | Pressure; Conventional System .....  | 70911           |                |             | Return - Hydroboost To Tee; Hydroboost System .....    |                 | ★30"           |             |
|                                      | Pressure - Hydroboost To Gear; Hydroboost System .....   | 70924           |                |             | Return - Tee To Pump; Hydroboost System .....          |                 | ★12"           |             |
|                                      | Return; Conventional System .....  | ≠70551          | ★22"           | 39135       | <b>1973</b>  |                 |                |             |
|                                      | Return - Cooler To Tee; Hydroboost System .....  |                 | ★              |             | <b>6-CYL. 250 ENG.; 6-CYL. 292 ENG.</b>                |                 |                |             |
| <b>ILLUSTRATIONS</b>                 | * Cut From C.P.E. 3/8" I.D. Hose: 71350 (48"), 81352 (25').  |                 |                |             | ② Two Required.  |                 |                |             |
|                                      | † Cut From S.A.E. 11/32" I.D. Hose: 80062 (12"), 80063 (24"), 80064 (36"), 81353 (25').                        |                 |                |             | ③ Three Required.                                      |                 |                |             |
|                                      | ★ Cut From S.A.E. 3/8" I.D. Hose: 71224 (24"), 71236 (36"), 71206 (48"), 81206 (25'). May Also Use 3/8" C.P.E. |                 |                |             | ④ Four Required.                                       |                 |                |             |
|                                      | ♣ Cut From S.A.E. 5/8" I.D. Hose: 71351 (36').   |                 |                |             | ≠ Cut To Fit.  |                 |                |             |
|                                      | □ Cut From 1/2" I.D. Suction Hose: 71296 (36"), 81354 (10').   |                 |                |             | ⊙ Replaces Both Upper and Lower Hose.                  |                 |                |             |
|                                      | ♣ Cut From 5/8" I.D. Suction Hose: 71207 (42"), 81355 (10').   |                 |                |             | ▲ 252660 Adaptor Required For Some Models.             |                 |                |             |
|                                      | * Cut From 3/4" I.D. Suction Hose: 71297 (36"), 81356 (10').   |                 |                |             | ♣ See Page A6 For Installation Procedure.              |                 |                |             |
|                                      | ☆ See Page A14 For Pump or Gear Identification.  |                 |                |             |  |                 |                |             |

# Power Steering Hose for Light Trucks

| Application   | Assembly Number | Multi-Use Hose | End Fitting | Application   | Assembly Number | Multi-Use Hose | End Fitting |                           |                           |            |
|---|-----------------|----------------|-------------|---|-----------------|----------------|-------------|---------------------------|---------------------------|------------|
| <b>GMC - Continued</b>  |                 |                |             | <b>GMC - Continued</b>  |                 |                |             | SYSTEM PUMP & GEAR IDENT. |                           |            |
| <b>SUBURBAN - Continued</b>   |                 |                |             | <b>SUBURBAN - Continued</b>   |                 |                |             |                           | SYSTEM & COMPONENT IDENT. |            |
| <b>1973 - Continued</b>   |                 |                |             | <b>1968</b>   |                 |                |             |                           |                           | PASS. CARS |
| <b>6-CYL. 250 ENG.; 6-CYL. 292 ENG. - Continued</b>   |                 |                |             | <b>6-CYL. 250 ENG.; 6-CYL. 292 ENG.; V-6 305 ENG.; V-8 307 ENG.; V-8 327 ENG.; V-8 396 ENG.</b> |                 |                |             |                           |                           |            |
| Return - Cooler To Tee; Hydroboost System.....  |                 | ★              |             | Pressure; W/Integral P.S.; W/Female Pressure Port.....  | 70917           |                |             |                           |                           |            |
| Return - Gear To Cooler; Hydroboost System.....   |                 | ★              |             | Pressure; W/Integral P.S.; W/Male Pressure Port.....  | 71065           |                |             |                           |                           |            |
| Return - Hydroboost To Tee; Hydroboost System.....  |                 | ★              |             | Return.....   |                 | ★              |             |                           |                           |            |
| Return - Tee To Pump; Hydroboost System.....  |                 | ★              |             | <b>1967</b>   |                 |                |             |                           |                           |            |
| <b>V-8 307 ENG.</b>   |                 |                |             | <b>6-CYL. 250 ENG.; 6-CYL. 292 ENG.; V-6 305 ENG.</b>   |                 |                |             |                           |                           |            |
| Pressure.....   | 70911           |                |             | Return.....   |                 | ★              |             |                           |                           |            |
| Return.....   | ≠70551          | ★22"           | 39135       | <b>1966</b>   |                 |                |             |                           |                           |            |
| <b>V-8 350 ENG.; V-8 454 ENG.</b>   |                 |                |             | <b>6-CYL. 230 ENG.; 6-CYL. 250 ENG.; V-6 305 ENG.</b>   |                 |                | ★           |                           |                           |            |
| Pressure; Conventional System.....  | 70911           |                |             | Return.....   |                 |                |             |                           |                           |            |
| Pressure - Hydroboost To Gear; Hydroboost System.....   | 70924           |                |             | <b>SYCLONE</b>  |                 |                |             |                           |                           |            |
| Pressure - Pump To Hydroboost; Hydroboost System.....   | 91569           |                |             | <b>1992-1991</b>  |                 |                |             |                           |                           |            |
| Return; Conventional System.....  | ≠70551          | ★22"           | 39135       | <b>V-6 4.3 L ENG.</b>   |                 |                |             |                           |                           |            |
| Return - Cooler To Tee; Hydroboost System.....  |                 | ★              |             | Pressure.....   | 71404           |                |             |                           |                           |            |
| Return - Gear To Cooler; Hydroboost System.....   |                 | ★              |             | Return; W/O Cooler.....   |                 | *18"           |             |                           |                           |            |
| Return - Hydroboost To Tee; Hydroboost System.....  |                 | ★              |             | Return - Cooler To Pump.....  |                 | *36"           |             |                           |                           |            |
| Return - Tee To Pump; Hydroboost System.....  |                 | ★              |             | Return - Gear To Cooler.....  |                 | *30"           |             |                           |                           |            |
| <b>1972-1971</b>  |                 |                |             | <b>TRACKER</b>  |                 |                |             |                           |                           |            |
| <b>6-CYL. 250 ENG.; 6-CYL. 292 ENG.; V-8 307 ENG.; V-8 350 ENG.; V-8 402 ENG.</b>               |                 |                |             | <b>1991-1990</b>  |                 |                |             |                           |                           |            |
| Pressure; W/Female Pressure Port.....   | 70917           |                |             | <b>4-CYL. 1.6 L ENG. (CANADA)</b>   |                 |                |             |                           |                           |            |
| Pressure; W/Male Pressure Port.....   | 71065           |                |             | Pressure.....   | 71661           |                |             |                           |                           |            |
| Return; C Series.....   |                 | ★30"           |             | Return.....   |                 | *7"            |             |                           |                           |            |
| Return; K Series.....   |                 | ★28"           |             | <b>TYPHOON</b>  |                 |                |             |                           |                           |            |
| <b>1970</b>   |                 |                |             | <b>1993-1992</b>  |                 |                |             |                           |                           |            |
| <b>6-CYL. 250 ENG.; 6-CYL. 292 ENG.; V-8 307 ENG.; V-8 350 ENG.</b>                             |                 |                |             | <b>V-6 4.3 L ENG.</b>   |                 |                |             |                           |                           |            |
| Pressure; W/Female Pressure Port.....   | 70917           |                |             | Pressure.....   | 71404           |                |             |                           |                           |            |
| Pressure; W/Male Pressure Port.....   | 71065           |                |             | Return; W/O Cooler.....   |                 | *18"           |             |                           |                           |            |
| Return; C Series.....   |                 | ★30"           |             | Return - Cooler To Pump.....  |                 | *36"           |             |                           |                           |            |
| Return; K Series.....   |                 | ★28"           |             | Return - Gear To Cooler.....  |                 | *30"           |             |                           |                           |            |
| <b>V-8 396 ENG.</b>   |                 |                |             | <b>YUKON</b>  |                 |                |             |                           |                           |            |
| Pressure; C Series; W/Female Pressure Port.....   | 70917           |                |             | <b>1995</b>   |                 |                |             |                           |                           |            |
| Pressure; C Series; W/Male Pressure Port.....   | 71308           |                |             | <b>V-8 5.7 L ENG.</b>   |                 |                |             |                           |                           |            |
| Pressure; K Series.....   | 71065           |                |             | Pressure; Conventional System.....  | 71668           |                |             |                           |                           |            |
| Return; C Series.....   |                 | ★30"           |             | Pressure - Hydroboost To Gear; Hydroboost System.....   | 91814           |                |             |                           |                           |            |
| Return; K Series.....   |                 | ★28"           |             | Pressure - Pump To Hydroboost; Hydroboost System.....   | 91815           |                |             |                           |                           |            |
| <b>1969</b>   |                 |                |             | Return; W/O Cooler.....   | ≠71417          |                |             |                           |                           |            |
| <b>6-CYL. 250 ENG.; 6-CYL. 292 ENG.; V-6 305 ENG.; V-8 307 ENG.; V-8 350 ENG.; V-8 396 ENG.</b> |                 |                |             | Return - Cooler To Pump; W/Finned Cooler.....   |                 | *42"           |             |                           |                           |            |
| Pressure; W/Integral P.S.; W/Female Pressure Port.....  | 70917           |                |             | Return - Hydroboost To Pump; Hydroboost System.....   | 91816           |                |             |                           |                           |            |
| Pressure; W/Integral P.S.; W/Male Pressure Port.....  | 71065           |                |             | <b>V-8 6.5 L DIESEL ENG.</b>  |                 |                |             |                           |                           |            |
| Return; C Series; W/Integral P.S.....   |                 | ★30"           |             | Pressure - Hydroboost To Gear.....  | 91814           |                |             |                           |                           |            |
| Return; K Series; W/Integral P.S.....   |                 | ★28"           |             | Pressure - Pump To Hydroboost.....  | 91813           |                |             |                           |                           |            |
|   |                 |                |             | Return - Cooler To Pump.....  |                 | *42"           |             |                           |                           |            |
|   |                 |                |             | Return - Hydroboost To Pump.....  | 91816           |                |             |                           |                           |            |

- \* Cut From C.P.E. 3/8" I.D. Hose: 71350 (48"), 81352 (25').
- † Cut From S.A.E. 11/32" I.D. Hose: 80062 (12"), 80063 (24"), 80064 (36"), 81353 (25').
- ★ Cut From S.A.E. 3/8" I.D. Hose: 71224 (24"), 71236 (36"), 71206 (48"), 81206 (25'). May Also Use 3/8" C.P.E.
- ♣ Cut From S.A.E. 5/8" I.D. Hose: 71351 (36').
- Cut From 1/2" I.D. Suction Hose: 71296 (36"), 81354 (10').
- ♣ Cut From 5/8" I.D. Suction Hose: 71207 (42"), 81355 (10').
- ★ Cut From 3/4" I.D. Suction Hose: 71297 (36"), 81356 (10').
- ☆ See Page A14 For Pump or Gear Identification.

- Ⓜ Two Required.
- Ⓝ Three Required.
- Ⓞ Four Required.
- ≠ Cut To Fit.
- ♣ Replaces Both Upper and Lower Hose.
- ▲ 252660 Adaptor Required For Some Models.
- ♣ See Page A6 For Installation Procedure.

SYSTEM PUMP & GEAR IDENT.

SYSTEM & COMPONENT IDENT.

PASS. CARS

LIGHT TRUCKS

MEDIUM/HEAVY TRUCKS

BUSES

HOSE NUMERICAL

REPAIR KITS

KIT NUMERICAL

ILLUSTRATIONS

# Power Steering Hose for Light Trucks

|                                      | Application  | Assembly Number | Multi-Use Hose | End Fitting | Application  | Assembly Number | Multi-Use Hose | End Fitting |
|--------------------------------------|--|-----------------|----------------|-------------|--|-----------------|----------------|-------------|
| <b>SYSTEM PUMP &amp; GEAR IDENT.</b> | <b>GMC - Continued</b>                                 |                 |                |             | <b>HONDA - Continued</b>                                 |                 |                |             |
|                                      | <b>YUKON - Continued</b>                               |                 |                |             | <b>PASSPORT - Continued</b>                              |                 |                |             |
|                                      | <b>1994</b>  |                 |                |             | <b>1994 - Continued</b>                                  |                 |                |             |
|                                      | <b>V-8 5.7 L ENG.</b>                                  |                 |                |             | <b>V-6 3.2 L ENG. - Continued</b>                        |                 |                |             |
|                                      | Pressure; Conventional System.....                     | 71668           |                |             | Pressure - To Gear; Feb. 1 & Newer....                   | 91853           |                |             |
| <b>SYSTEM &amp; COMPONENT IDENT.</b> | Pressure - Hydroboost To Gear; Hydroboost System ..... | 91730           |                |             | Return - From Gear.....                                  | 80095           |                |             |
|                                      | Pressure - Pump To Hydroboost; Hydroboost System ..... | 91651           |                |             | <b>INTERNATIONAL</b>                                     |                 |                |             |
|                                      | Return; Conventional System; W/O Cooler.....           | ≠71417          |                |             | <b>D SERIES PICKUP</b>                                   |                 |                |             |
|                                      | Return - Cooler To Pump; W/Finned Cooler.....          |                 |                | *42"        | <b>1970</b>  |                 |                |             |
| <b>PASS. CARS</b>                    | Return - Hydroboost To Pump; Hydroboost System .....   | 91818           |                |             | <b>6-CYL. 232 ENG.; 6-CYL. 241 ENG.</b>                  |                 |                |             |
|                                      | <b>V-8 6.5 L DIESEL ENG.</b>                           |                 |                |             | Pressure ..... 71308                                     |                 |                |             |
|                                      | Pressure - Hydroboost To Gear.....                     | 91730           |                |             | Return .....   |                 |                | *           |
|                                      | Pressure - Pump To Hydroboost.....                     | 91651           |                |             | <b>V-8 266 ENG.; V-8 304 ENG.</b>                        |                 |                |             |
|                                      | Return - Cooler To Pump.....                           |                 |                | *42"        | Pressure .....   | 70971           |                |             |
|                                      | Return - Hydroboost To Pump.....                       | 91818           |                |             | Return .....   |                 |                | *           |
|                                      | <b>1993-1992</b>                                       |                 |                |             | <b>1969</b>  |                 |                |             |
|                                      | <b>V-8 5.7 L ENG.</b>                                  |                 |                |             | <b>6-CYL. 232 ENG.; 6-CYL. 241 ENG.; 6-CYL. 265 ENG.</b> |                 |                |             |
|                                      | Pressure; Conventional System.....                     | 71668           |                |             | Pressure .....   | 71308           |                |             |
| <b>LIGHT TRUCKS</b>                  | Pressure - Hydroboost To Gear; Hydroboost System ..... | 91730           |                |             | Return .....   |                 |                | *           |
|                                      | Pressure - Pump To Hydroboost; Hydroboost System ..... | 91651           |                |             | <b>V-8 266 ENG.; V-8 304 ENG.</b>                        |                 |                |             |
|                                      | Return; W/O Cooler .....                               | ≠71417          |                |             | Pressure .....   | 70971           |                |             |
|                                      | Return - Cooler To Pump; W/Finned Cooler.....          |                 |                | *42"        | Return .....   |                 |                | *           |
|                                      | Return - Hydroboost To Pump; Hydroboost System .....   | 91818           |                |             | <b>MHC1310</b>   |                 |                |             |
| <b>MEDIUM/HEAVY TRUCKS</b>           | <b>HONDA</b>   |                 |                |             | <b>1974</b>  |                 |                |             |
|                                      | <b>ODYSSEY</b>   |                 |                |             | <b>V-8 304 ENG.</b>                                      |                 |                |             |
|                                      | <b>1995</b>  |                 |                |             | Pressure; 1 Ton ..... 70864                              |                 |                |             |
|                                      | <b>4-CYL. 2.2 L ENG.</b>                               |                 |                |             | Return .....   |                 |                |             |
|                                      | Pressure .....   | 80093           |                |             | <b>MS1210</b>  |                 |                |             |
| <b>BUSES</b>                         | <b>PASSPORT</b>  |                 |                |             | <b>1975</b>  |                 |                |             |
|                                      | <b>1995</b>  |                 |                |             | <b>V-8 345 ENG.; V-8 392 ENG.</b>                        |                 |                |             |
|                                      | <b>4-CYL. 2.6 L ENG.</b>                               |                 |                |             | Return .....   |                 |                |             |
|                                      | Pressure - From Pump.....                              | 71554           |                |             | <b>1974-1973</b>   |                 |                |             |
|                                      | Pressure - To Gear.....                                | 91852           |                |             | <b>6-CYL. 258 ENG.; V-8 304 ENG.; V-8 345 ENG.</b>       |                 |                |             |
|                                      | Reservoir - Pump To Pipe.....                          |                 |                | □           | Return .....   |                 |                | *           |
|                                      | Reservoir - To Pipe.....                               |                 |                | ↔8"         | <b>SCOUT</b>   |                 |                |             |
|                                      | Return - From Gear.....                                | 80095           |                |             | <b>1971</b>  |                 |                |             |
|                                      | <b>V-6 3.2 L ENG.</b>                                  |                 |                |             | <b>4-CYL. 196 ENG.</b>                                   |                 |                |             |
|                                      | Pressure - From Pump.....                              | 80096           |                |             | Pressure .....   | 70228           |                |             |
|                                      | Pressure - To Gear.....                                | 91853           |                |             | Return .....   | ≠70551          |                | *           |
|                                      | Return - From Gear.....                                | 80095           |                |             | <b>V-8 304 ENG.</b>                                      |                 |                |             |
| <b>REPAIR KITS</b>                   | <b>1994</b>  |                 |                |             | Pressure .....   |                 |                |             |
|                                      | <b>4-CYL. 2.6 L ENG.</b>                               |                 |                |             | Return .....   |                 |                |             |
|                                      | Pressure - From Pump.....                              | 71554           |                |             | Pressure .....   | 70257           |                |             |
|                                      | Pressure - To Gear.....                                | 91852           |                |             | Return .....   | ≠70551          |                | *24"        |
|                                      | Reservoir - Pump To Pipe.....                          |                 |                | □           | <b>1970-1969</b>   |                 |                |             |
|                                      | Reservoir - To Pipe.....                               |                 |                | ↔8"         | <b>4-CYL. 152 ENG.; 4-CYL. 196 ENG.</b>                  |                 |                |             |
|                                      | Return - From Gear.....                                | 80095           |                |             | Pressure .....   | 80110           |                |             |
|                                      | <b>V-6 3.2 L ENG.</b>                                  |                 |                |             | Return .....   |                 |                |             |
|                                      | Pressure - From Pump.....                              | 80096           |                |             | Return .....   | ≠70551          |                | *           |
|                                      | <b>1994</b>  |                 |                |             | <b>V-8 304 ENG.</b>                                      |                 |                |             |
|                                      | <b>4-CYL. 2.6 L ENG.</b>                               |                 |                |             | Pressure .....   |                 |                |             |
|                                      | Pressure - From Pump.....                              | 80096           |                |             | Return .....   | ≠70551          |                | *24"        |
|                                      | Pressure - To Gear.....                                | 91852           |                |             | <b>1970-1969</b>   |                 |                |             |
|                                      | Reservoir - Pump To Pipe.....                          |                 |                | □           | <b>4-CYL. 152 ENG.; 4-CYL. 196 ENG.</b>                  |                 |                |             |
|                                      | Reservoir - To Pipe.....                               |                 |                | ↔8"         | Pressure .....   | 80110           |                |             |
|                                      | Return - From Gear.....                                | 80095           |                |             | Return .....   | ≠70551          |                | *           |
|                                      | <b>V-6 3.2 L ENG.</b>                                  |                 |                |             | <b>V-8 304 ENG.</b>                                      |                 |                |             |
|                                      | Pressure - From Pump.....                              | 80096           |                |             | Pressure .....   | 70257           |                |             |
|                                      | <b>1994</b>  |                 |                |             | Return .....   |                 |                |             |
|                                      | <b>4-CYL. 2.6 L ENG.</b>                               |                 |                |             | Return .....   |                 |                |             |
|                                      | Pressure - From Pump.....                              | 80096           |                |             | Return .....   | ≠70551          |                | *24"        |

**ILLUSTRATIONS**

\* Cut From C.P.E. 3/8" I.D. Hose: 71350 (48"), 81352 (25').  
 † Cut From S.A.E. 11/32" I.D. Hose: 80062 (12"), 80063 (24"), 80064 (36"), 81353 (25').  
 ★ Cut From S.A.E. 3/8" I.D. Hose: 71224 (24"), 71236 (36"), 71206 (48"), 81206 (25'). May Also Use 3/8" C.P.E.  
 ♣ Cut From S.A.E. 5/8" I.D. Hose: 71351 (36").  
 □ Cut From 1/2" I.D. Suction Hose: 71296 (36"), 81354 (10').  
 † Cut From 5/8" I.D. Suction Hose: 71207 (42"), 81355 (10').  
 \* Cut From 3/4" I.D. Suction Hose: 71297 (36"), 81356 (10').  
 ☆ See Page A14 For Pump or Gear Identification.

⊙ Two Required.  
 ⊚ Three Required.  
 ⊛ Four Required.  
 ≠ Cut To Fit.  
 ♣ Replaces Both Upper and Lower Hose.  
 ▲ 252660 Adaptor Required For Some Models.  
 † See Page A6 For Installation Procedure.

# Power Steering Hose for Light Trucks

| Application   | Assembly Number | Multi-Use Hose | End Fitting | Application  | Assembly Number | Multi-Use Hose | End Fitting |
|---|-----------------|----------------|-------------|--|-----------------|----------------|-------------|
| <b>INTERNATIONAL - Continued</b>                                |                 |                |             | <b>INTERNATIONAL - Continued</b>                   |                 |                |             |
| <b>SCOUT II</b>   |                 |                |             | <b>100</b>   |                 |                |             |
| <b>1980</b>   |                 |                |             | <b>1974</b>  |                 |                |             |
| <b>4-CYL. 3.2 L ENG.</b>  |                 |                |             | <b>6-CYL. 258 ENG.; V-8 400 ENG.</b>               |                 |                |             |
| Return .....  |                 | ★              |             | Return .....                                       |                 |                | ★           |
| <b>6-CYL. 3.2 L DIESEL ENG.; V-8 5.0 L ENG.; V-8 5.6 L ENG.</b> |                 |                |             | <b>V-8 304 ENG.; V-8 345 ENG.; V-8 392 ENG.</b>    |                 |                |             |
| Pressure .....  | 71153           |                |             | Pressure .....                                     | 70971           |                |             |
| Return .....  |                 | ★              |             | Return .....                                       |                 |                | ★           |
| <b>1979-1976</b>  |                 |                |             | <b>150</b>   |                 |                |             |
| <b>4-CYL. 196 ENG.</b>  |                 |                |             | <b>1975</b>  |                 |                |             |
| Pressure .....  | 80110           |                |             | <b>V-8 304 ENG.; V-8 345 ENG.; V-8 392 ENG.</b>    |                 |                |             |
| Return .....  | ✕70551          | ★24"           | 39135       | Pressure .....                                     | 70971           |                |             |
| <b>6-CYL. 198 DIESEL ENG.</b>                                   |                 |                |             | Return .....                                       |                 |                |             |
| Pressure .....  | 70257           |                |             |  |                 |                | ★           |
| Return .....  |                 | ★              |             | <b>200</b>   |                 |                |             |
| <b>V-8 304 ENG.; V-8 345 ENG.</b>                               |                 |                |             | <b>1975</b>  |                 |                |             |
| Pressure .....  | 70973           |                |             | <b>V-8 304 ENG.; V-8 345 ENG.; V-8 392 ENG.</b>    |                 |                |             |
| Return .....  | ✕70518          | ★24"           | 39135       | Pressure; W/4WD; W/Axle Code 02052                 | 70970           |                |             |
| <b>1975</b>   |                 |                |             | Return .....                                       |                 |                |             |
| <b>4-CYL. 196 ENG.</b>  |                 |                |             |  |                 |                |             |
| Pressure .....  | 70228           |                |             |  |                 |                | ★           |
| Return .....  | ✕70551          | ★24"           | 39135       | <b>1974</b>  |                 |                |             |
| <b>V-8 304 ENG.; V-8 345 ENG.</b>                               |                 |                |             | <b>6-CYL. 258 ENG.</b>                             |                 |                |             |
| Pressure .....  | 70973           |                |             | Return .....                                       |                 |                | ★           |
| Return .....  | ✕70551          | ★24"           | 39135       | <b>V-8 304 ENG.; V-8 345 ENG.; V-8 392 ENG.</b>    |                 |                |             |
| <b>1974-1973</b>  |                 |                |             | Pressure .....                                     |                 |                |             |
| <b>4-CYL. 196 ENG.</b>  |                 |                |             | Return .....                                       |                 |                |             |
| Pressure .....  | 70228           |                |             |  |                 |                | ★           |
| Return .....  | ✕70551          | ★              | 39135       | <b>1010</b>  |                 |                |             |
| <b>6-CYL. 258 ENG.</b>  |                 |                |             | <b>1973-1972</b>                                   |                 |                |             |
| Return .....  | ✕70551          | ★24"           | 39135       | <b>6-CYL. 258 ENG.</b>                             |                 |                |             |
| <b>V-8 304 ENG.; V-8 345 ENG.</b>                               |                 |                |             | Pressure .....                                     |                 |                |             |
| Pressure .....  | 70973           |                |             |  | 71308           |                |             |
| Return .....  | ✕70551          | ★24"           | 39135       | Return .....                                       |                 |                | ★           |
| <b>1972</b>   |                 |                |             | <b>V-8 304 ENG.; V-8 345 ENG.; V-8 392 ENG.</b>    |                 |                |             |
| <b>4-CYL. 196 ENG.</b>  |                 |                |             | Pressure .....                                     |                 |                |             |
| Pressure .....  | 70228           |                |             |  | 70971           |                |             |
| Return .....  | ✕70551          | ★              | 39135       | Return .....                                       |                 |                | ★           |
| <b>6-CYL. 232 ENG.</b>  |                 |                |             | <b>1971</b>  |                 |                |             |
| Return .....  | ✕70551          | ★24"           | 39135       | <b>6-CYL. 232 ENG.</b>                             |                 |                |             |
| <b>V-8 304 ENG.; V-8 345 ENG.</b>                               |                 |                |             | Pressure .....                                     |                 |                |             |
| Pressure .....  | 70973           |                |             |  | 71308           |                |             |
| Return .....  | ✕70551          | ★24"           | 39135       | Return .....                                       |                 |                | ★           |
| <b>1971</b>   |                 |                |             | <b>V-8 304 ENG.; V-8 345 ENG.</b>                  |                 |                |             |
| <b>4-CYL. 196 ENG.</b>  |                 |                |             | Pressure .....                                     |                 |                |             |
| Pressure .....  | 70228           |                |             |  | 70971           |                |             |
| Return .....  | ✕70551          | ★              | 39135       | Return .....                                       |                 |                | ★           |
| <b>6-CYL. 232 ENG.</b>  |                 |                |             | <b>1110</b>  |                 |                |             |
| Return .....  | ✕70551          | ★24"           | 39135       | <b>1973-1972</b>                                   |                 |                |             |
| <b>V-8 304 ENG.; V-8 345 ENG.</b>                               |                 |                |             | <b>6-CYL. 258 ENG.</b>                             |                 |                |             |
| Pressure .....  | 70257           |                |             | Pressure .....                                     | 71308           |                |             |
| Return .....  | ✕70551          | ★24"           | 39135       | Return .....                                       |                 |                | ★           |
| <b>1971</b>   |                 |                |             | <b>V-8 304 ENG.; V-8 345 ENG.; V-8 392 ENG.</b>    |                 |                |             |
| <b>4-CYL. 196 ENG.</b>  |                 |                |             | Return .....                                       |                 |                |             |
| Pressure .....  | 70228           |                |             |  |                 |                | ★           |
| Return .....  | ✕70551          | ★              | 39135       | <b>1971</b>  |                 |                |             |
| <b>6-CYL. 232 ENG.</b>  |                 |                |             | <b>6-CYL. 232 ENG.; V-8 304 ENG.; V-8 345 ENG.</b> |                 |                |             |
| Return .....  | ✕70551          | ★24"           | 39135       | Return .....                                       |                 |                | ★           |
| <b>V-8 304 ENG.; V-8 345 ENG.</b>                               |                 |                |             | Return .....                                       |                 |                |             |
| Pressure .....  | 70257           |                |             |  |                 |                | ★           |
| Return .....  | ✕70551          | ★24"           | 39135       |  |                 |                |             |

\* Cut From C.P.E. 3/8" I.D. Hose: 71350 (48"), 81352 (25").  
 † Cut From S.A.E. 11/32" I.D. Hose: 80062 (12"), 80063 (24"), 80064 (36"), 81353 (25").  
 ★ Cut From S.A.E. 3/8" I.D. Hose: 71224 (24"), 71236 (36"), 71206 (48"), 81206 (25"). May Also Use 3/8" C.P.E.  
 ❖ Cut From S.A.E. 5/8" I.D. Hose: 71351 (36").  
 □ Cut From 1/2" I.D. Suction Hose: 71296 (36"), 81354 (10').  
 ❖ Cut From 5/8" I.D. Suction Hose: 71207 (42"), 81355 (10').  
 \* Cut From 3/4" I.D. Suction Hose: 71297 (36"), 81356 (10').  
 ☆ See Page A14 For Pump or Gear Identification.

② Two Required.  
 ③ Three Required.  
 ④ Four Required.  
 ≍ Cut To Fit.  
 \* Replaces Both Upper and Lower Hose.  
 ▲ 252660 Adaptor Required For Some Models.  
 ❖ See Page A6 For Installation Procedure.

SYSTEM PUMP & GEAR IDENT.

SYSTEM & COMPONENT IDENT.

PASS. CARS

LIGHT TRUCKS

MEDIUM/HEAVY TRUCKS

BUSES

HOSE NUMERICAL

REPAIR KITS

KIT NUMERICAL

ILLUSTRATIONS

# Power Steering Hose for Light Trucks

|                                      | Application   | Assembly Number | Multi-Use Hose | End Fitting |   | Application                          | Assembly Number | Multi-Use Hose | End Fitting |
|--------------------------------------|---|-----------------|----------------|-------------|---|--------------------------------------|-----------------|----------------|-------------|
| <b>SYSTEM PUMP &amp; GEAR IDENT.</b> | <b>INTERNATIONAL - Continued</b>                          |                 |                |             |   | <b>ISUZU - Continued</b>             |                 |                |             |
| <b>SYSTEM &amp; COMPONENT IDENT.</b> | <b>1210</b>   |                 |                |             |   | <b>PICKUP - Continued</b>            |                 |                |             |
|                                      | <b>1973-1972</b>  |                 |                |             |   | <b>1990</b>                          |                 |                |             |
|                                      | 6-CYL. 258 ENG.; V-8 304 ENG.; V-8 345 ENG.; V-8 392 ENG. |                 |                |             |   | 4-CYL. 2.3 L ENG.; 4-CYL. 2.6 L ENG. |                 |                |             |
|                                      | Return .....  |                 | ★              |             |   | Pressure - From Pump .....           | 71554           |                |             |
|                                      | <b>1971</b>   |                 |                |             |   | Pressure - To Gear .....             | 91852           |                |             |
|                                      | 6-CYL. 232 ENG.; V-8 304 ENG.                             |                 |                |             |   | Reservoir .....                      |                 | ☐              |             |
|                                      | Return .....  |                 | ★              |             | Return .....                                | 80095                                |                 |                |             |
| <b>PASS. CARS</b>                    | <b>1310</b>   |                 |                |             |   | <b>1989-1988</b>                     |                 |                |             |
|                                      | <b>1973-1972</b>  |                 |                |             |   | 4-CYL. 2.3 L ENG.; 4-CYL. 2.6 L ENG. |                 |                |             |
|                                      | 6-CYL. 258 ENG.   |                 |                |             |   | Pressure .....                       | 71554           |                |             |
|                                      | Pressure .....  | 71308           |                |             | Reservoir .....                             |                                      | ☐               |                |             |
|                                      | Return .....  |                 | ★              |             | Return .....                                | 80095                                |                 |                |             |
|                                      | V-8 304 ENG.; V-8 345 ENG.; V-8 392 ENG.                  |                 |                |             |   | <b>1987-1986</b>                     |                 |                |             |
|                                      | Return .....  |                 | ★              |             | 4-CYL. 1.9 L ENG.; 4-CYL. 2.3 L ENG.        |                                      |                 |                |             |
| <b>LIGHT TRUCKS</b>                  | <b>1971</b>   |                 |                |             |   | Pressure .....                       | 71372           |                |             |
|                                      | 6-CYL. 232 ENG.; V-8 304 ENG.                             |                 |                |             |   | Reservoir .....                      |                 | ⊕              |             |
|                                      | Return .....  |                 | ★              |             | Return - Cooler To Reservoir .....          |                                      |                 | ★              |             |
| <b>MEDIUM/HEAVY TRUCKS</b>           | <b>ISUZU</b>  |                 |                |             |   | 4-CYL. 2.2 L DIESEL ENG.             |                 |                |             |
|                                      | <b>AMIGO</b>  |                 |                |             |   | Reservoir .....                      |                 | ⊕              |             |
|                                      | <b>1994</b>   |                 |                |             |   | Return - Cooler To Reservoir .....   |                 |                | ★           |
|                                      | 4-CYL. 2.6 L ENG.   |                 |                |             |   | <b>1985-1983</b>                     |                 |                |             |
|                                      | Pressure - From Pump .....                                | 71554           |                |             | 4-CYL. 1.9 L ENG.                           |                                      |                 |                |             |
|                                      | Pressure - To Gear .....                                  | 91852           |                |             | Pressure .....                              | 71372                                |                 |                |             |
|                                      | Reservoir .....   |                 | ☐8"            |             | Reservoir .....                             |                                      | ⊕               |                |             |
|                                      | Return - From Gear .....                                  | 80095           |                |             | Return - Cooler To Reservoir .....          |                                      |                 | ★              |             |
| <b>BUSES</b>                         | <b>1993-1989</b>  |                 |                |             |   | 4-CYL. 2.2 L DIESEL ENG.             |                 |                |             |
|                                      | 4-CYL. 2.3 L ENG.; 4-CYL. 2.6 L ENG.                      |                 |                |             |   | Reservoir .....                      |                 | ⊕              |             |
|                                      | Pressure - From Pump .....                                | 71554           |                |             | Return - Cooler To Reservoir .....          |                                      |                 | ★              |             |
|                                      | Pressure - To Gear .....                                  | 91852           |                |             | <b>1982</b>                                 |                                      |                 |                |             |
|                                      | Reservoir .....   |                 | ☐8"            |             | 4-CYL. 1.8 L ENG.; 4-CYL. 2.2 L DIESEL ENG. |                                      |                 |                |             |
|                                      | Return - From Gear .....                                  | 80095           |                |             | Reservoir .....                             |                                      | ⊕               |                |             |
| <b>HOSE NUMERICAL</b>                | <b>PICKUP</b>   |                 |                |             |   | Return - Cooler To Reservoir .....   |                 |                | ★           |
|                                      | <b>1995</b>   |                 |                |             |   | <b>RODEO</b>                         |                 |                |             |
|                                      | 4-CYL. 2.3 L ENG.; 4-CYL. 2.6 L ENG.                      |                 |                |             |   | <b>1995-1994</b>                     |                 |                |             |
|                                      | Pressure - From Pump .....                                | 71554           |                |             | 4-CYL. 2.6 L ENG.                           |                                      |                 |                |             |
|                                      | Pressure - To Gear .....                                  | 91852           |                |             | Pressure - From Pump .....                  | 71554                                |                 |                |             |
|                                      | Reservoir .....   |                 | ☐8"            |             | Pressure - To Gear .....                    | 91852                                |                 |                |             |
|                                      | Return - From Gear .....                                  | 80095           |                |             | Reservoir .....                             |                                      | ☐8"             |                |             |
| <b>REPAIR KITS</b>                   | <b>1994-1991</b>  |                 |                |             |   | Return - From Gear .....             | 80095           |                |             |
|                                      | 4-CYL. 2.3 L ENG.; 4-CYL. 2.6 L ENG.                      |                 |                |             |   | V-6 3.2 L ENG.                       |                 |                |             |
|                                      | Pressure - From Pump .....                                | 71554           |                |             | Pressure .....                              | 80096                                |                 |                |             |
|                                      | Pressure - To Gear .....                                  | 91852           |                |             | Return .....                                | 80095                                |                 |                |             |
|                                      | Reservoir .....   |                 | ☐              |             | <b>1993</b>                                 |                                      |                 |                |             |
|                                      | Return .....  | 80095           |                |             | 4-CYL. 2.6 L ENG.                           |                                      |                 |                |             |
| <b>KIT NUMERICAL</b>                 | <b>V-6 3.1 L ENG.</b>                                     |                 |                |             |   | Pressure - From Pump .....           | 71554           |                |             |
|                                      | Pressure .....  | 71436           |                |             | Pressure - To Gear .....                    | 91852                                |                 |                |             |
|                                      | Return .....  |                 | ★20"           |             | Reservoir .....                             |                                      | ☐8"             |                |             |
|                                      |   |                 |                |             | Return .....                                | 80095                                |                 |                |             |
|                                      |   |                 |                |             | <b>1992-1991</b>                            |                                      |                 |                |             |
|                                      |   |                 |                |             | 4-CYL. 2.6 L ENG.                           |                                      |                 |                |             |
|                                      |   |                 |                |             | Pressure - From Pump .....                  | 71554                                |                 |                |             |

\* Cut From C.P.E. 3/8" I.D. Hose: 71350 (48"), 81352 (25').  
 † Cut From S.A.E. 11/32" I.D. Hose: 80062 (12"), 80063 (24"), 80064 (36"), 81353 (25').  
 ★ Cut From S.A.E. 3/8" I.D. Hose: 71224 (24"), 71236 (36"), 71206 (48"), 81206 (25'). May Also Use 3/8" C.P.E.  
 † Cut From S.A.E. 5/8" I.D. Hose: 71351 (36").  
 ☐ Cut From 1/2" I.D. Suction Hose: 71296 (36"), 81354 (10').  
 ⊕ Cut From 5/8" I.D. Suction Hose: 71207 (42"), 81355 (10').  
 ★ Cut From 3/4" I.D. Suction Hose: 71297 (36"), 81356 (10').  
 ☆ See Page A14 For Pump or Gear Identification.

⊕ Two Required.  
 ⊕ Three Required.  
 ⊕ Four Required.  
 ☐ Cut To Fit.  
 ⊕ Replaces Both Upper and Lower Hose.  
 ▲ 252660 Adaptor Required For Some Models.  
 ⊕ See Page A6 For Installation Procedure.



# Power Steering Hose for Light Trucks

| Application                          | Assembly Number | Multi-Use Hose | End Fitting | Application                              | Assembly Number | Multi-Use Hose | End Fitting |                           |
|--------------------------------------|-----------------|----------------|-------------|--|-----------------|----------------|-------------|---------------------------|
| <b>ISUZU - Continued</b>             |                 |                |             | <b>JEEP - Continued</b>                  |                 |                |             | SYSTEM PUMP & GEAR IDENT. |
| <b>RODEO - Continued</b>             |                 |                |             | <b>CHEROKEE - Continued</b>              |                 |                |             |                           |
| <b>1992-1991 - Continued</b>         |                 |                |             | <b>1990</b>                              |                 |                |             | SYSTEM & COMPONENT IDENT. |
| <b>4-CYL. 2.6 L ENG. - Continued</b> |                 |                |             | <b>4-CYL. 2.5 L ENG.</b>                 |                 |                |             |                           |
| Pressure - To Gear.....              | 91852           |                |             | Pressure .....                           | 71396           |                |             |                           |
| Reservoir .....                      |                 | ✦              |             | Reservoir .....                          |                 | ✦              | 39108       |                           |
| Return - From Gear .....             | 80095           |                |             | Return .....                             |                 | ★6"            |             |                           |
| <b>V-6 3.1 L ENG.</b>                |                 |                |             | <b>6-CYL. 4.0 L ENG.</b>                 |                 |                |             | PASS. CARS                |
| Pressure .....                       | 71436           |                |             | Pressure .....                           | 71395           |                |             |                           |
| Return .....                         |                 | ★20"           |             | Return .....                             |                 | ★24"           |             |                           |
| <b>TROOPER</b>                       |                 |                |             | <b>1989-1988</b>                         |                 |                |             | LIGHT TRUCKS              |
| <b>1995-1992</b>                     |                 |                |             | <b>4-CYL. 2.5 L ENG.</b>                 |                 |                |             |                           |
| <b>V-6 3.2 L ENG.</b>                |                 |                |             | Pressure .....                           |                 |                |             | 71396                     |
| Pressure - From Pump.....            | 80097           |                |             | Reservoir .....                          |                 | ✦              |             |                           |
| Pressure - To Gear.....              | 91853           |                |             | Return .....                             |                 | ★6"            |             |                           |
| Reservoir .....                      |                 | ✦              |             | <b>6-CYL. 4.0 L ENG.</b>                 |                 |                |             |                           |
| Return - From Gear .....             |                 | ★27"           |             | Pressure .....                           | 71395           |                |             |                           |
| <b>1991-1990</b>                     |                 |                |             | Return .....                             |                 |                |             | ★24"                      |
| <b>4-CYL. 2.6 L ENG.</b>             |                 |                |             | <b>1987</b>                              |                 |                |             | MEDIUM/HEAVY TRUCKS       |
| Pressure .....                       | 71554           |                |             | <b>4-CYL. 2.1 L DIESEL ENG.</b>          |                 |                |             |                           |
| Reservoir .....                      |                 | □8"            |             | Pressure .....                           | 71153           |                |             |                           |
| Return .....                         | 80095           |                |             | Reservoir .....                          |                 | ✦              |             |                           |
| <b>V-6 2.8 L ENG.</b>                |                 |                |             | Return .....                             |                 |                |             | ★6"                       |
| Pressure .....                       | 71436           |                |             | <b>4-CYL. 2.5 L ENG.</b>                 |                 |                |             |                           |
| Return .....                         |                 | ★22"           |             | Pressure .....                           | 71396           |                |             |                           |
| <b>TROOPER II</b>                    |                 |                |             | Reservoir .....                          |                 |                |             | ✦                         |
| <b>1989</b>                          |                 |                |             | Return .....                             |                 |                |             | ★6"                       |
| <b>4-CYL. 2.6 L ENG.</b>             |                 |                |             | <b>6-CYL. 4.0 L ENG.</b>                 |                 |                |             | BUSES                     |
| Pressure .....                       | 71554           |                |             | Pressure .....                           | 71395           |                |             |                           |
| Reservoir .....                      |                 | □8"            |             | Return .....                             |                 | ★24"           |             |                           |
| Return .....                         | 80095           |                |             | <b>1986</b>                              |                 |                |             |                           |
| <b>V-6 2.8 L ENG.</b>                |                 |                |             | <b>4-CYL. 2.1 L DIESEL ENG.</b>          |                 |                |             | HOSE NUMERICAL            |
| Pressure .....                       | 71436           |                |             | Pressure .....                           | 71278           |                |             |                           |
| Return .....                         |                 | ★22"           |             | Reservoir .....                          |                 | ✦              |             |                           |
| <b>1988</b>                          |                 |                |             | Return .....                             |                 |                |             | ★10"                      |
| <b>4-CYL. 2.6 L ENG.</b>             |                 |                |             | <b>4-CYL. 2.5 L ENG.</b>                 |                 |                |             | REPAIR KITS               |
| Pressure .....                       | 71554           |                |             | Pressure .....                           | 71394           |                |             |                           |
| Reservoir .....                      |                 | □8"            |             | Return .....                             |                 | ★16"           |             |                           |
| Return .....                         | 80095           |                |             | <b>V-6 2.8 L ENG.</b>                    |                 |                |             |                           |
| <b>1987-1986</b>                     |                 |                |             | Pressure .....                           |                 |                |             | 71242                     |
| <b>4-CYL. 2.3 L ENG.</b>             |                 |                |             | Return .....                             |                 |                |             | ★13"                      |
| Pressure .....                       | 71554           |                |             | <b>1985</b>                              |                 |                |             |                           |
| Reservoir .....                      |                 | □8"            |             | <b>4-CYL. 2.1 L DIESEL ENG.</b>          |                 |                |             |                           |
| Return .....                         | 80095           |                |             | Pressure .....                           | 71278           |                |             |                           |
| <b>JEEP</b>                          |                 |                |             | Reservoir .....                          |                 |                |             | ✦                         |
| <b>CHEROKEE</b>                      |                 |                |             | Return .....                             |                 |                |             | ★10"                      |
| <b>1995-1991</b>                     |                 |                |             | <b>4-CYL. 2.5 L ENG.; V-6 2.8 L ENG.</b> |                 |                |             | KIT NUMERICAL             |
| <b>4-CYL. 2.5 L ENG.</b>             |                 |                |             | Pressure .....                           |                 |                |             |                           |
| Pressure .....                       | 71823           |                |             | Return .....                             |                 | ★13"           |             |                           |
| Reservoir .....                      |                 | ✦12"           |             | <b>1984</b>                              |                 |                |             |                           |
| Return .....                         |                 | ★6"            | 39108       | <b>4-CYL. 2.5 L ENG.; V-6 2.8 L ENG.</b> |                 |                |             |                           |
| <b>6-CYL. 4.0 L ENG.</b>             |                 |                |             | Pressure .....                           |                 |                |             | 71242                     |
| Pressure .....                       | 71824           |                |             | Return .....                             |                 | ★13"           |             |                           |
| Return .....                         |                 | ★15"           |             | <b>1983-1980</b>                         |                 |                |             |                           |
|                                      |                 |                |             | <b>6-CYL. 4.2 L ENG.</b>                 |                 |                |             |                           |
|                                      |                 |                |             | Pressure .....                           |                 |                |             | 71146                     |

\* Cut From C.P.E. 3/8" I.D. Hose: 71350 (48"), 81352 (25").  
 † Cut From S.A.E. 11/32" I.D. Hose: 80062 (12"), 80063 (24"), 80064 (36"), 81353 (25").  
 ★ Cut From S.A.E. 3/8" I.D. Hose: 71224 (24"), 71236 (36"), 71206 (48"), 81206 (25"). May Also Use 3/8" C.P.E.  
 ✦ Cut From S.A.E. 5/8" I.D. Hose: 71351 (36").  
 □ Cut From 1/2" I.D. Suction Hose: 71296 (36"), 81354 (10").  
 ✧ Cut From 5/8" I.D. Suction Hose: 71207 (42"), 81355 (10").  
 ✨ Cut From 3/4" I.D. Suction Hose: 71297 (36"), 81356 (10").  
 ☆ See Page A14 For Pump or Gear Identification.

② Two Required.  
 ③ Three Required.  
 ④ Four Required.  
 ≍ Cut To Fit.  
 ● Replaces Both Upper and Lower Hose.  
 ▲ 252660 Adaptor Required For Some Models.  
 ✦ See Page A6 For Installation Procedure.

ILLUSTRATIONS

# Power Steering Hose for Light Trucks

|                                      | Application  | Assembly Number | Multi-Use Hose | End Fitting | Application   | Assembly Number | Multi-Use Hose | End Fitting |
|--------------------------------------|--|-----------------|----------------|-------------|---|-----------------|----------------|-------------|
| <b>SYSTEM PUMP &amp; GEAR IDENT.</b> | <b>JEEP - Continued</b>                            |                 |                |             | <b>JEEP - Continued</b>                               |                 |                |             |
| <b>SYSTEM &amp; COMPONENT IDENT.</b> | <b>CHEROKEE - Continued</b>                        |                 |                |             | <b>CJ SERIES - Continued</b>                          |                 |                |             |
| <b>PASS. CARS</b>                    | <b>1983-1980 - Continued</b>                       |                 |                |             | <b>1980 - Continued</b>                               |                 |                |             |
|                                      | <b>6-CYL. 4.2 L ENG. - Continued</b>               |                 |                |             | <b>6-CYL. 4.2 L ENG. - Continued</b>                  |                 |                |             |
|                                      | Return .....                                       |                 | ★24"           |             | Return .....  |                 | ★29"           |             |
|                                      | <b>V-8 5.9 L ENG.</b>                              |                 |                |             | <b>V-8 5.0 L ENG.</b>                                 |                 |                |             |
|                                      | Pressure .....                                     | 71144           |                |             | Pressure .....  | 91455           |                |             |
|                                      | Return .....                                       |                 | ★24"           |             | Return .....  |                 | ★29"           |             |
|                                      | <b>1979</b>  |                 |                |             | <b>1979</b>   |                 |                |             |
|                                      | <b>6-CYL. 258 ENG.; V-8 360 ENG.</b>               |                 |                |             | <b>6-CYL. 258 ENG.</b>                                |                 |                |             |
|                                      | Pressure .....                                     | 70992           |                |             | Pressure .....  | 91875           |                |             |
|                                      | Return .....                                       | ✗70518          | ★26"           | 39135       | Return .....  | ✗70551          | ★40"           | 39135       |
|                                      | <b>1978-1975</b>                                   |                 |                |             | <b>V-8 304 ENG.</b>                                   |                 |                |             |
|                                      | <b>6-CYL. 258 ENG.; V-8 360 ENG.; V-8 401 ENG.</b> |                 |                |             | <b>6-CYL. 258 ENG.</b>                                |                 |                |             |
|                                      | Pressure .....                                     | 70992           |                |             | Pressure .....  | 91473           |                |             |
|                                      | Return .....                                       | ✗70518          | ★26"           | 39135       | Return .....  | ✗70551          | ★40"           | 39135       |
|                                      | <b>1974</b>  |                 |                |             | <b>1978-1976</b>                                      |                 |                |             |
|                                      | <b>6-CYL. 258 ENG.</b>                             |                 |                |             | <b>6-CYL. 232 ENG.; 6-CYL. 258 ENG.</b>               |                 |                |             |
|                                      | Return .....                                       | ✗70551          | ★30"           | 39135       | Pressure .....  | 91875           |                |             |
|                                      | <b>V-8 360 ENG.; V-8 401 ENG.</b>                  |                 |                |             | <b>Return .....</b>                                   |                 |                |             |
|                                      | Pressure .....                                     | 70992           |                |             | Return .....  | ✗70551          | ★40"           | 39135       |
|                                      | Return .....                                       | ✗70518          | ★26"           | 39135       | <b>V-8 304 ENG.</b>                                   |                 |                |             |
| <b>LIGHT TRUCKS</b>                  |  |                 |                |             | Pressure .....  | 91473           |                |             |
|                                      |  |                 |                |             | Return .....  | ✗70551          | ★40"           | 39135       |
|                                      | <b>CJ SERIES</b>                                   |                 |                |             | <b>1975</b>   |                 |                |             |
|                                      | <b>1986-1983</b>                                   |                 |                |             | <b>6-CYL. 232 ENG.; 6-CYL. 258 ENG.; V-8 304 ENG.</b> |                 |                |             |
|                                      | <b>4-CYL. 2.5 L ENG.</b>                           |                 |                |             | <b>Pressure .....</b>                                 |                 |                |             |
|                                      | Pressure; W/Electrical Switch Port .....           | 91505           |                |             | Pressure .....  | 91578           |                |             |
|                                      | Pressure; W/O Electrical Switch Port .....         | 91453           |                |             | Return .....  |                 | ★24"           |             |
|                                      | Return .....                                       |                 | ★18"           |             | <b>1974</b>   |                 |                |             |
|                                      | <b>6-CYL. 4.2 L ENG.</b>                           |                 |                |             | <b>6-CYL. 232 ENG.; 6-CYL. 258 ENG.</b>               |                 |                |             |
|                                      | Pressure .....                                     | 91583           |                |             | Return .....  |                 | ★24"           |             |
|                                      | Return .....                                       |                 | ★24"           |             | <b>V-8 304 ENG.</b>                                   |                 |                |             |
| <b>BUSES</b>                         |  |                 |                |             | Pressure .....  | 91578           |                |             |
|                                      | <b>1982</b>  |                 |                |             | Return .....  |                 | ★              |             |
|                                      | <b>4-CYL. 2.5 L ENG.</b>                           |                 |                |             | <b>1973-1972</b>                                      |                 |                |             |
|                                      | Pressure .....                                     | 91453           |                |             | <b>6-CYL. 232 ENG.; 6-CYL. 258 ENG.</b>               |                 |                |             |
|                                      | Return .....                                       |                 | ★26"           |             | Return .....  |                 | ★              |             |
|                                      | <b>6-CYL. 4.2 L ENG.</b>                           |                 |                |             | <b>V-8 304 ENG.</b>                                   |                 |                |             |
|                                      | Pressure .....                                     | 91583           |                |             | Pressure .....  | 91578           |                |             |
|                                      | Return .....                                       |                 | ★24"           |             | Return .....  |                 | ★              |             |
| <b>HOSE NUMERICAL</b>                |  |                 |                |             | <b>COMANCHE</b>                                       |                 |                |             |
|                                      | <b>1981</b>  |                 |                |             | <b>1992-1991</b>                                      |                 |                |             |
|                                      | <b>4-CYL. 2.5 L ENG.</b>                           |                 |                |             | <b>4-CYL. 2.5 L ENG.</b>                              |                 |                |             |
|                                      | Pressure .....                                     | 91453           |                |             | Pressure .....  | 71823           |                |             |
|                                      | Return .....                                       |                 | ★              |             | Reservoir .....                                       |                 | ✧12"           |             |
|                                      | <b>6-CYL. 4.2 L ENG.</b>                           |                 |                |             | <b>Return .....</b>                                   |                 |                |             |
|                                      | Pressure .....                                     | 91583           |                |             | Return .....  |                 | ★6"            |             |
|                                      | Return .....                                       |                 | ★29"           |             | <b>6-CYL. 4.0 L ENG.</b>                              |                 |                |             |
| <b>REPAIR KITS</b>                   |  |                 |                |             | Pressure .....  | 71824           |                |             |
|                                      | <b>V-8 5.0 L ENG.</b>                              |                 |                |             | Return .....  |                 | ★15"           |             |
|                                      | Pressure .....                                     | 91455           |                |             | <b>1990-1988</b>                                      |                 |                |             |
|                                      | Return .....                                       |                 | ★29"           |             | <b>4-CYL. 2.5 L ENG.</b>                              |                 |                |             |
|                                      | <b>1980</b>  |                 |                |             | <b>Pressure .....</b>                                 |                 |                |             |
|                                      | <b>4-CYL. 2.5 L ENG.</b>                           |                 |                |             | <b>Pressure .....</b>                                 |                 |                |             |
|                                      | Pressure .....                                     | 91455           |                |             | Pressure .....  | 71396           |                |             |
|                                      | Return .....                                       |                 | ★              |             | Reservoir .....                                       |                 | ✧              |             |
|                                      | <b>6-CYL. 4.2 L ENG.</b>                           |                 |                |             | <b>Return .....</b>                                   |                 |                |             |
|                                      | Pressure .....                                     | 91454           |                |             | Return .....  |                 | ★6"            |             |
| <b>ILLUSTRATIONS</b>                 |  |                 |                |             | <b>6-CYL. 4.0 L ENG.</b>                              |                 |                |             |
|                                      |  |                 |                |             | Pressure .....  | 71395           |                |             |

\* Cut From C.P.E. 3/8" I.D. Hose: 71350 (48"), 81352 (25').  
 † Cut From S.A.E. 11/32" I.D. Hose: 80062 (12"), 80063 (24"), 80064 (36"), 81353 (25').  
 ★ Cut From S.A.E. 3/8" I.D. Hose: 71224 (24"), 71236 (36"), 71206 (48"), 81206 (25'). May Also Use 3/8" C.P.E.  
 ✧ Cut From S.A.E. 5/8" I.D. Hose: 71351 (36").  
 □ Cut From 1/2" I.D. Suction Hose: 71296 (36"), 81354 (10').  
 ✧ Cut From 5/8" I.D. Suction Hose: 71207 (42"), 81355 (10').  
 ✧ Cut From 3/4" I.D. Suction Hose: 71297 (36"), 81356 (10').  
 ☆ See Page A14 For Pump or Gear Identification.

② Two Required.  
 ③ Three Required.  
 ④ Four Required.  
 ✧ Cut To Fit.  
 ✧ Replaces Both Upper and Lower Hose.  
 ▲ 252660 Adaptor Required For Some Models.  
 ✧ See Page A6 For Installation Procedure.

# Power Steering Hose for Light Trucks

| Application                             | Assembly Number | Multi-Use Hose | End Fitting | Application                         | Assembly Number | Multi-Use Hose | End Fitting |                           |
|---|-----------------|----------------|-------------|-------------------------------------|-----------------|----------------|-------------|---------------------------|
| <b>JEEP - Continued</b>                 |                 |                |             | <b>JEEP - Continued</b>             |                 |                |             | SYSTEM PUMP & GEAR IDENT. |
| <b>COMANCHE - Continued</b>             |                 |                |             | <b>GRAND CHEROKEE - Continued</b>   |                 |                |             |                           |
| <b>1990-1988 - Continued</b>            |                 |                |             | <b>1993</b>                         |                 |                |             | SYSTEM & COMPONENT IDENT. |
| <b>6-CYL. 4.0 L ENG. - Continued</b>    |                 |                |             | <b>6-CYL. 4.0 L ENG.</b>            |                 |                |             |                           |
| Return .....                            |                 | ★24"           |             | Pressure .....                      | 71825           |                | †16"        |                           |
| <b>1987</b>                             |                 |                |             | Return .....                        |                 |                |             |                           |
| <b>4-CYL. 2.1 L DIESEL ENG.</b>         |                 |                |             | <b>V-8 5.2 L ENG.</b>               |                 |                |             | PASS. CARS                |
| Pressure .....                          | 71153           | ♣              |             | Pressure; W/O Variable Assist ..... | 71826           |                |             |                           |
| Reservoir .....                         |                 | ♣              |             | Pressure; W/Variable Assist .....   | 92023           |                | †9"         |                           |
| Return .....                            |                 | ★6"            |             | Return .....                        |                 |                |             |                           |
| <b>4-CYL. 2.5 L ENG.</b>                |                 |                |             | <b>GRAND WAGONEER</b>               |                 |                |             |                           |
| Pressure .....                          | 71396           |                |             | <b>1993</b>                         |                 |                |             |                           |
| Reservoir .....                         |                 | ♣              |             | <b>V-8 5.2 L ENG.</b>               |                 |                |             |                           |
| Return .....                            |                 | ★6"            |             | Pressure .....                      | 71826           |                | †9"         |                           |
| <b>6-CYL. 4.0 L ENG.</b>                |                 |                |             | Return .....                        |                 |                |             |                           |
| Pressure .....                          | 71395           |                |             | <b>1991-1987</b>                    |                 |                |             |                           |
| Return .....                            |                 | ★24"           |             | <b>V-8 5.9 L ENG.</b>               |                 |                |             |                           |
| <b>1986</b>                             |                 |                |             | Pressure .....                      |                 |                |             |                           |
| <b>4-CYL. 2.1 L DIESEL ENG.</b>         |                 |                |             | Return .....                        |                 |                |             |                           |
| Pressure .....                          | 71278           |                |             | <b>1986</b>                         |                 |                |             |                           |
| Reservoir .....                         |                 | ♣              |             | <b>6-CYL. 4.2 L ENG.</b>            |                 |                |             |                           |
| Return .....                            |                 | ★10"           |             | Pressure .....                      | 71146           |                | ★20"        |                           |
| <b>4-CYL. 2.5 L ENG.</b>                |                 |                |             | Return .....                        |                 |                |             |                           |
| Pressure .....                          | 71394           |                |             | <b>V-8 5.9 L ENG.</b>               |                 |                |             |                           |
| Return .....                            |                 | ★16"           |             | Pressure .....                      | 71144           |                | ★24"        |                           |
| <b>V-6 2.8 L ENG.</b>                   |                 |                |             | Return .....                        |                 |                |             |                           |
| Pressure .....                          | 71242           |                |             | <b>1985-1984</b>                    |                 |                |             |                           |
| Return .....                            |                 | ★13"           |             | <b>6-CYL. 4.2 L ENG.</b>            |                 |                |             |                           |
| <b>COMMANDO</b>                         |                 |                |             | Pressure .....                      |                 |                |             |                           |
| <b>1973-1972</b>                        |                 |                |             | Return .....                        |                 |                |             |                           |
| <b>6-CYL. 232 ENG.; 6-CYL. 258 ENG.</b> |                 |                |             | Pressure .....                      |                 |                |             |                           |
| Return .....                            |                 | ★              |             | Return .....                        | 71146           |                | ★24"        |                           |
| <b>V-8 304 ENG.</b>                     |                 |                |             | <b>V-8 5.9 L ENG.</b>               |                 |                |             |                           |
| Pressure .....                          | 91578           |                |             | Pressure .....                      | 71144           |                | ★24"        |                           |
| Return .....                            |                 | ★              |             | Return .....                        |                 |                |             |                           |
| <b>DJ SERIES</b>                        |                 |                |             | <b>J SERIES PICKUP</b>              |                 |                |             |                           |
| <b>1973</b>                             |                 |                |             | <b>1988</b>                         |                 |                |             |                           |
| <b>6-CYL. 232 ENG.; 6-CYL. 258 ENG.</b> |                 |                |             | <b>V-8 5.9 L ENG.</b>               |                 |                |             |                           |
| Return .....                            |                 | ★              |             | Pressure .....                      | 71144           |                | ★24"        |                           |
| <b>1972</b>                             |                 |                |             | Return .....                        |                 |                |             |                           |
| <b>6-CYL. 232 ENG.</b>                  |                 |                |             | <b>1987-1986</b>                    |                 |                |             |                           |
| Return .....                            |                 | ★              |             | <b>6-CYL. 4.2 L ENG.</b>            |                 |                |             |                           |
| <b>GRAND CHEROKEE</b>                   |                 |                |             | Pressure .....                      |                 |                |             |                           |
| <b>1995-1994</b>                        |                 |                |             | Return .....                        |                 |                |             |                           |
| <b>6-CYL. 4.0 L ENG.</b>                |                 |                |             | <b>V-8 5.9 L ENG.</b>               |                 |                |             |                           |
| Pressure .....                          | 71826           |                |             | Pressure .....                      | 71144           |                | ★24"        |                           |
| Return .....                            |                 | †16"           |             | Return .....                        |                 |                |             |                           |
| <b>V-8 5.2 L ENG.</b>                   |                 |                |             | <b>1985-1980</b>                    |                 |                |             |                           |
| Pressure; W/O Variable Assist .....     | 71826           |                |             | <b>6-CYL. 4.2 L ENG.</b>            |                 |                |             |                           |
| Pressure; W/Variable Assist .....       | 92023           |                |             | Pressure .....                      | 71146           |                | ★24"        |                           |
| Return .....                            |                 | †9"            |             | Return .....                        |                 |                |             |                           |
|   |                 |                |             | <b>V-8 5.9 L ENG.</b>               |                 |                |             |                           |
|   |                 |                |             | Pressure .....                      |                 |                |             |                           |
|   |                 |                |             | Return .....                        |                 |                |             |                           |
|   |                 |                |             | Pressure .....                      |                 |                |             |                           |
|   |                 |                |             | Return .....                        |                 |                |             |                           |

\* Cut From C.P.E. 3/8" I.D. Hose: 71350 (48"), 81352 (25").  
 † Cut From S.A.E. 11/32" I.D. Hose: 80062 (12"), 80063 (24"), 80064 (36"), 81353 (25").  
 ★ Cut From S.A.E. 3/8" I.D. Hose: 71224 (24"), 71236 (36"), 71206 (48"), 81206 (25"). May Also Use 3/8" C.P.E.  
 ♣ Cut From S.A.E. 5/8" I.D. Hose: 71351 (36").  
 □ Cut From 1/2" I.D. Suction Hose: 71296 (36"), 81354 (10').  
 ♠ Cut From 5/8" I.D. Suction Hose: 71207 (42"), 81355 (10').  
 ✱ Cut From 3/4" I.D. Suction Hose: 71297 (36"), 81356 (10').  
 ☆ See Page A14 For Pump or Gear Identification.

② Two Required.  
 ③ Three Required.  
 ④ Four Required.  
 ≍ Cut To Fit.  
 ♠ Replaces Both Upper and Lower Hose.  
 ▲ 252660 Adaptor Required For Some Models.  
 ♣ See Page A6 For Installation Procedure.

ILLUSTRATIONS

# Power Steering Hose for Light Trucks

|                                      | Application  | Assembly Number | Multi-Use Hose | End Fitting | Application                               | Assembly Number | Multi-Use Hose | End Fitting |
|--------------------------------------|--|-----------------|----------------|-------------|---|-----------------|----------------|-------------|
| <b>SYSTEM PUMP &amp; GEAR IDENT.</b> | <b>JEEP - Continued</b>                            |                 |                |             | <b>JEEP - Continued</b>                   |                 |                |             |
|                                      | <b>J SERIES PICKUP - Continued</b>                 |                 |                |             | <b>J SERIES PICKUP - Continued</b>        |                 |                |             |
|                                      | <b>1979</b>  |                 |                |             | <b>1968-1966</b>                          |                 |                |             |
|                                      | <b>6-CYL. 258 ENG.; V-8 360 ENG.</b>               |                 |                |             | <b>6-CYL. 232 ENG.</b>                    |                 |                |             |
|                                      | Pressure .....                                     | 70992           |                |             | Return .....                              | ☞70551          | ★30"           | 39135       |
|                                      | Return .....                                       | ☞70518          | ★26"           | 39135       | <b>V-8 327 ENG.</b>                       |                 |                |             |
|                                      |  |                 |                |             | Return .....                              | ☞70629          | ★30"           | 39859       |
| <b>SYSTEM &amp; COMPONENT IDENT.</b> | <b>1978-1975</b>                                   |                 |                |             | <b>1965</b>                               |                 |                |             |
|                                      | <b>6-CYL. 258 ENG.; V-8 360 ENG.; V-8 401 ENG.</b> |                 |                |             | <b>6-CYL. 230 ENG.; 6-CYL. 232 ENG.</b>   |                 |                |             |
|                                      | Pressure .....                                     | 70992           |                |             | Return .....                              | ☞70551          | ★30"           | 39135       |
|                                      | Return .....                                       | ☞70518          | ★26"           | 39135       | <b>V-8 327 ENG.</b>                       |                 |                |             |
|                                      |  |                 |                |             | Return .....                              | ☞70629          | ★30"           | 39859       |
| <b>PASS. CARS</b>                    | <b>1974</b>  |                 |                |             | <b>1964-1963</b>                          |                 |                |             |
|                                      | <b>6-CYL. 258 ENG.</b>                             |                 |                |             | <b>6-CYL. 230 ENG.</b>                    |                 |                |             |
|                                      | Return .....                                       | ☞70551          | ★30"           | 39135       | Return .....                              | ☞70551          | ★30"           | 39135       |
|                                      | <b>V-8 360 ENG.; V-8 401 ENG.</b>                  |                 |                |             | <b>6-CYL. 230 ENG.</b>                    |                 |                |             |
|                                      | Pressure .....                                     | 70992           |                |             | Return .....                              | ☞70551          | ★30"           | 39135       |
|                                      | Return .....                                       | ☞70518          | ★26"           | 39135       |   |                 |                |             |
|                                      |  |                 |                |             |   |                 |                |             |
|                                      | <b>1973</b>  |                 |                |             | <b>PICKUP</b>                             |                 |                |             |
|                                      | <b>6-CYL. 258 ENG.</b>                             |                 |                |             | <b>1965</b>                               |                 |                |             |
|                                      | Return .....                                       | ☞70551          | ★30"           | 39135       | <b>6-CYL. 230 ENG.</b>                    |                 |                |             |
|                                      | <b>V-8 360 ENG.</b>                                |                 |                |             | Return .....                              |                 |                |             |
|                                      | Pressure .....                                     | 70992           |                |             | Return .....                              | ☞70551          | ★30"           | 39135       |
|                                      | Return .....                                       | ☞70518          | ★26"           | 39135       | <b>1964-1963</b>                          |                 |                |             |
|                                      |  |                 |                |             | <b>6-CYL. 230 ENG.</b>                    |                 |                |             |
|                                      |  |                 |                |             | Return .....                              | ☞70551          | ★30"           | 39135       |
| <b>LIGHT TRUCKS</b>                  | <b>1972</b>  |                 |                |             | <b>1965</b>                               |                 |                |             |
|                                      | <b>6-CYL. 258 ENG.</b>                             |                 |                |             | <b>6-CYL. 230 ENG.</b>                    |                 |                |             |
|                                      | Return .....                                       | ☞70551          | ★30"           | 39135       | Return .....                              | ☞70551          | ★30"           | 39135       |
|                                      | <b>V-8 304 ENG.; V-8 360 ENG.</b>                  |                 |                |             | <b>1964-1963</b>                          |                 |                |             |
|                                      | Pressure .....                                     | 70992           |                |             | <b>6-CYL. 226 ENG.; 6-CYL. 230 ENG.</b>   |                 |                |             |
|                                      | Return .....                                       | ☞70518          | ★26"           | 39135       | Return .....                              | ☞70551          | ★30"           | 39135       |
|                                      |  |                 |                |             |   |                 |                |             |
|                                      | <b>1971</b>  |                 |                |             | <b>SCRAMBLER</b>                          |                 |                |             |
|                                      | <b>6-CYL. 232 ENG.; 6-CYL. 258 ENG.</b>            |                 |                |             | <b>1985-1983</b>                          |                 |                |             |
|                                      | Return .....                                       | ☞70551          | ★30"           | 39135       | <b>4-CYL. 2.5 L ENG.</b>                  |                 |                |             |
|                                      | <b>V-8 304 ENG.; V-8 360 ENG.</b>                  |                 |                |             | Pressure; W/Electrical Switch Port .....  |                 |                |             |
|                                      | Pressure .....                                     | 70852           |                |             |   | 91505           |                |             |
|                                      | Return .....                                       | ☞70551          | ★26"           | 39135       | Pressure; W/O Electrical Switch Port..... | 91453           |                |             |
|                                      |  |                 |                |             | Return .....                              |                 | ★18"           |             |
|                                      |  |                 |                |             | <b>6-CYL. 4.2 L ENG.</b>                  |                 |                |             |
|                                      |  |                 |                |             | Pressure .....                            | 91583           |                |             |
|                                      |  |                 |                |             | Return .....                              |                 | ★24"           |             |
| <b>MEDIUM/HEAVY TRUCKS</b>           | <b>1972</b>  |                 |                |             | <b>1982</b>                               |                 |                |             |
|                                      | <b>6-CYL. 258 ENG.</b>                             |                 |                |             | <b>4-CYL. 2.5 L ENG.</b>                  |                 |                |             |
|                                      | Return .....                                       | ☞70551          | ★30"           | 39135       | Pressure .....                            | 91453           |                |             |
|                                      | <b>V-8 304 ENG.; V-8 360 ENG.</b>                  |                 |                |             | Return .....                              |                 |                |             |
|                                      | Pressure .....                                     | 70992           |                |             |   |                 | ★26"           |             |
|                                      | Return .....                                       | ☞70518          | ★26"           | 39135       | <b>6-CYL. 4.2 L ENG.</b>                  |                 |                |             |
|                                      |  |                 |                |             | Pressure .....                            | 91583           |                |             |
|                                      |  |                 |                |             | Return .....                              |                 | ★24"           |             |
|                                      | <b>1971</b>  |                 |                |             | <b>1981</b>                               |                 |                |             |
|                                      | <b>6-CYL. 232 ENG.; 6-CYL. 258 ENG.</b>            |                 |                |             | <b>4-CYL. 2.5 L ENG.</b>                  |                 |                |             |
|                                      | Return .....                                       | ☞70551          | ★30"           | 39135       | Pressure .....                            | 91453           |                |             |
|                                      | <b>V-8 304 ENG.; V-8 360 ENG.</b>                  |                 |                |             | Return .....                              |                 |                |             |
|                                      | Pressure .....                                     | 70852           |                |             |   |                 | ★              |             |
|                                      | Return .....                                       | ☞70551          | ★26"           | 39135       | <b>6-CYL. 4.2 L ENG.</b>                  |                 |                |             |
|                                      |  |                 |                |             | Pressure .....                            | 91583           |                |             |
|                                      |  |                 |                |             | Return .....                              |                 | ★29"           |             |
|                                      |  |                 |                |             |   |                 |                |             |
|                                      | <b>1970</b>  |                 |                |             | <b>STATION WAGON</b>                      |                 |                |             |
|                                      | <b>6-CYL. 232 ENG.</b>                             |                 |                |             | <b>1965</b>                               |                 |                |             |
|                                      | Return .....                                       | ☞70629          | ★30"           | 39859       | <b>6-CYL. 230 ENG.</b>                    |                 |                |             |
|                                      | <b>V-8 327 ENG.</b>                                |                 |                |             | Return .....                              |                 |                |             |
|                                      | Return .....                                       | ☞70551          | ★30"           | 39135       | Return .....                              | ☞70551          | ★30"           | 39135       |
|                                      |  |                 |                |             |   |                 |                |             |
|                                      | <b>1969</b>  |                 |                |             |   |                 |                |             |
|                                      | <b>6-CYL. 232 ENG.</b>                             |                 |                |             |   |                 |                |             |
|                                      | Return .....                                       | ☞70629          | ★30"           | 39859       |   |                 |                |             |
|                                      | <b>V-8 327 ENG.</b>                                |                 |                |             |   |                 |                |             |
|                                      | Return .....                                       | ☞70551          | ★30"           | 39135       |   |                 |                |             |
|                                      |  |                 |                |             |   |                 |                |             |
|                                      | <b>1969</b>  |                 |                |             |   |                 |                |             |
|                                      | <b>6-CYL. 232 ENG.</b>                             |                 |                |             |   |                 |                |             |
|                                      | Return .....                                       | ☞70629          | ★30"           | 39859       |   |                 |                |             |
|                                      | <b>V-8 327 ENG.</b>                                |                 |                |             |   |                 |                |             |
|                                      | Return .....                                       | ☞70551          | ★30"           | 39135       |   |                 |                |             |
|                                      |  |                 |                |             |   |                 |                |             |
|                                      | <b>1969</b>  |                 |                |             |   |                 |                |             |
|                                      | <b>6-CYL. 232 ENG.</b>                             |                 |                |             |   |                 |                |             |
|                                      | Return .....                                       | ☞70629          | ★30"           | 39859       |   |                 |                |             |
|                                      | <b>V-8 327 ENG.</b>                                |                 |                |             |   |                 |                |             |
|                                      | Return .....                                       | ☞70551          | ★30"           | 39135       |   |                 |                |             |
|                                      |  |                 |                |             |   |                 |                |             |
|                                      | <b>1969</b>  |                 |                |             |   |                 |                |             |
|                                      | <b>6-CYL. 232 ENG.</b>                             |                 |                |             |   |                 |                |             |
|                                      | Return .....                                       | ☞70629          | ★30"           | 39859       |   |                 |                |             |
|                                      | <b>V-8 327 ENG.</b>                                |                 |                |             |   |                 |                |             |
|                                      | Return .....                                       | ☞70551          | ★30"           | 39135       |   |                 |                |             |
|                                      |  |                 |                |             |   |                 |                |             |
|                                      | <b>1969</b>  |                 |                |             |   |                 |                |             |
|                                      | <b>6-CYL. 232 ENG.</b>                             |                 |                |             |   |                 |                |             |
|                                      | Return .....                                       | ☞70629          | ★30"           | 39859       |   |                 |                |             |
|                                      | <b>V-8 327 ENG.</b>                                |                 |                |             |   |                 |                |             |
|                                      | Return .....                                       | ☞70551          | ★30"           | 39135       |   |                 |                |             |
|                                      |  |                 |                |             |   |                 |                |             |
|                                      | <b>1969</b>  |                 |                |             |   |                 |                |             |
|                                      | <b>6-CYL. 232 ENG.</b>                             |                 |                |             |   |                 |                |             |
|                                      | Return .....                                       | ☞70629          | ★30"           | 39859       |   |                 |                |             |
|                                      | <b>V-8 327 ENG.</b>                                |                 |                |             |   |                 |                |             |
|                                      | Return .....                                       | ☞70551          | ★30"           | 39135       |   |                 |                |             |
|                                      |  |                 |                |             |   |                 |                |             |
|                                      | <b>1969</b>  |                 |                |             |   |                 |                |             |
|                                      | <b>6-CYL. 232 ENG.</b>                             |                 |                |             |   |                 |                |             |
|                                      | Return .....                                       | ☞70629          | ★30"           | 39859       |   |                 |                |             |
|                                      | <b>V-8 327 ENG.</b>                                |                 |                |             |   |                 |                |             |
|                                      | Return .....                                       | ☞70551          | ★30"           | 39135       |   |                 |                |             |
|                                      |  |                 |                |             |   |                 |                |             |
|                                      | <b>1969</b>  |                 |                |             |   |                 |                |             |
|                                      | <b>6-CYL. 232 ENG.</b>                             |                 |                |             |   |                 |                |             |
|                                      | Return .....                                       | ☞70629          | ★30"           | 39859       |   |                 |                |             |
|                                      | <b>V-8 327 ENG.</b>                                |                 |                |             |   |                 |                |             |
|                                      | Return .....                                       | ☞70551          | ★30"           | 39135       |   |                 |                |             |
|                                      |  |                 |                |             |   |                 |                |             |
|                                      | <b>1969</b>  |                 |                |             |   |                 |                |             |
|                                      | <b>6-CYL. 232 ENG.</b>                             |                 |                |             |   |                 |                |             |
|                                      | Return .....                                       | ☞70629          | ★30"           | 39859       |   |                 |                |             |
|                                      | <b>V-8 327 ENG.</b>                                |                 |                |             |   |                 |                |             |
|                                      | Return .....                                       | ☞70551          | ★30"           | 39135       |   |                 |                |             |
|                                      |  |                 |                |             |   |                 |                |             |
|                                      | <b>1969</b>  |                 |                |             |   |                 |                |             |
|                                      | <b>6-CYL. 232 ENG.</b>                             |                 |                |             |   |                 |                |             |
|                                      | Return .....                                       | ☞70629          | ★30"           | 39859       |   |                 |                |             |
|                                      | <b>V-8 327 ENG.</b>                                |                 |                |             |   |                 |                |             |
|                                      | Return .....                                       | ☞70551          | ★30"           | 39135       |   |                 |                |             |
|                                      |  |                 |                |             |   |                 |                |             |
|                                      | <b>1969</b>  |                 |                |             |   |                 |                |             |
|                                      | <b>6-CYL. 232 ENG.</b>                             |                 |                |             |   |                 |                |             |
|                                      | Return .....                                       | ☞70629          | ★30"           | 39859       |   |                 |                |             |
|                                      | <b>V-8 327 ENG.</b>                                |                 |                |             |   |                 |                |             |
|                                      | Return .....                                       | ☞70551          | ★30"           | 39135       |   |                 |                |             |
|                                      |  |                 |                |             |   |                 |                |             |
|                                      | <b>1969</b>  |                 |                |             |   |                 |                |             |
|                                      | <b>6-CYL. 232 ENG.</b>                             |                 |                |             |   |                 |                |             |
|                                      | Return .....                                       | ☞70629          | ★30"           | 39859       |   |                 |                |             |
|                                      | <b>V-8 327 ENG.</b>                                |                 |                |             |   |                 |                |             |
|                                      | Return .....                                       | ☞70551          | ★30"           | 39135       |   |                 |                |             |
|                                      |  |                 |                |             |   |                 |                |             |
|                                      | <b>1969</b>  |                 |                |             |   |                 |                |             |
|                                      | <b>6-CYL. 232 ENG.</b>                             |                 |                |             |   |                 |                |             |
|                                      | Return .....                                       | ☞70629          | ★30"           | 39859       |   |                 |                |             |
|                                      | <b>V-8 327 ENG.</b>                                |                 |                |             |   |                 |                |             |
|                                      | Return .....                                       | ☞70551          | ★30"           | 39135       |   |                 |                |             |
|                                      |  |                 |                |             |   |                 |                |             |
|                                      | <b>1969</b>  |                 |                |             |   |                 |                |             |
|                                      | <b>6-CYL. 232 ENG.</b>                             |                 |                |             |   |                 |                |             |
|                                      | Return .....                                       | ☞70629          | ★30"           | 39859       |   |                 |                |             |
|                                      | <b>V-8 327 ENG.</b>                                |                 |                |             |   |                 |                |             |
|                                      | Return .....                                       | ☞70551          | ★30"           | 39135       |   |                 |                |             |
|                                      |  |                 |                |             |   |                 |                |             |
|                                      | <b>1969</b>  |                 |                |             |   |                 |                |             |
|                                      | <b>6-CYL. 232 ENG.</b>                             |                 |                |             |   |                 |                |             |
|                                      | Return .....                                       | ☞70629          | ★30"           | 39859       |   |                 |                |             |
|                                      | <b>V-8 327 ENG.</b>                                |                 |                |             |   |                 |                |             |
|                                      | Return .....                                       | ☞70551          | ★30"           | 39135       |   |                 |                |             |
|                                      |  |                 |                |             |   |                 |                |             |
|                                      | <b>1969</b>  |                 |                |             |   |                 |                |             |
|                                      | <b>6-CYL. 232 ENG.</b>                             |                 |                |             |   |                 |                |             |
|                                      | Return .....                                       | ☞70629          | ★30"           | 39859       |   |                 |                |             |
|                                      | <b>V-8 327 ENG.</b>                                |                 |                |             |   |                 |                |             |
|                                      | Return .....                                       | ☞70551          | ★30"           | 39135       |   |                 |                |             |
|                                      |  |                 |                |             |   |                 |                |             |
|                                      | <b>1969</b>  |                 |                |             |   |                 |                |             |
|                                      | <b>6-CYL. 232 ENG.</b>                             |                 |                |             |   |                 |                |             |
|                                      | Return .....                                       | ☞70629          | ★30"           | 39859       |   |                 |                |             |
|                                      | <b>V-8 327 ENG.</b>                                |                 |                |             |   |                 |                |             |
|                                      | Return .....                                       | ☞70551          | ★30"           | 39135       |   |                 |                |             |
|                                      |  |                 |                |             |   |                 |                |             |
|                                      | <b>1969</b>  |                 |                |             |   |                 |                |             |
|                                      | <b>6-CYL. 232 ENG.</b>                             |                 |                |             |   |                 |                |             |
|                                      | Return .....                                       | ☞70629          | ★30"           | 39859       |   |                 |                |             |
|                                      | <b>V-8 327 ENG.</b>                                |                 |                |             |   |                 |                |             |
|                                      | Return .....                                       | ☞70551          | ★30"           | 39135       |   |                 |                |             |
|                                      |  |                 |                |             |   |                 |                |             |
|                                      | <b>1969</b>  |                 |                |             |   |                 |                |             |
|                                      | <b>6-CYL. 232 ENG.</b>                             |                 |                |             |   |                 |                |             |
|                                      | Return .....                                       | ☞70629          | ★30"           | 39859       |   |                 |                |             |
|                                      | <b>V-8 327 ENG.</b>                                |                 |                |             |   |                 |                |             |
|                                      | Return .....                                       | ☞70551          | ★30"           | 39135       |   |                 |                |             |
|                                      |  |                 |                |             |   |                 |                |             |
|                                      | <b>1969</b>  |                 |                |             |   |                 |                |             |
|                                      | <b>6-CYL. 232 ENG.</b>                             |                 |                |             |   |                 |                |             |
|                                      | Return .....                                       | ☞70629          | ★30"           | 39859       |   |                 |                |             |
|                                      | <b>V-8 327 ENG.</b>                                |                 |                |             |   |                 |                |             |
|                                      | Return .....                                       | ☞70551          | ★30"           | 39135       |   |                 |                |             |
|                                      |  |                 |                |             |   |                 |                |             |
|                                      | <b>1969</b>  |                 |                |             |   |                 |                |             |
|                                      | <b>6-CYL. 232 ENG.</b>                             |                 |                |             |   |                 |                |             |
|                                      | Return .....                                       | ☞70629          | ★30"           | 39859       |   |                 |                |             |
|                                      | <b>V-8 327 ENG.</b>                                |                 |                |             |   |                 |                |             |
|                                      | Return .....                                       | ☞70551          | ★30"           | 39135       |   |                 |                |             |
|                                      |  |                 |                |             |   |                 |                |             |
|                                      | <b>1969</b>  |                 |                |             |   |                 |                |             |
|                                      | <b>6-CYL. 232 ENG.</b>                             |                 |                |             |   |                 |                |             |
|                                      | Return .....                                       | ☞70629          | ★30"           | 39859       |   |                 |                |             |
|                                      | <b>V-8 327 ENG.</b>                                |                 |                |             |   |                 |                |             |
|                                      | Return .....                                       | ☞70551          | ★30"           | 39135       |   |                 |                |             |
|                                      |  |                 |                |             |   |                 |                |             |
|                                      | <b>1969</b>  |                 |                |             |   |                 |                |             |
|                                      | <b>6-CYL. 232 ENG.</b>                             |                 |                |             |   |                 |                |             |
|                                      | Return .....                                       | ☞70629          | ★30"           | 39859       |   |                 |                |             |
|                                      | <b>V-8 327 ENG.</b>                                |                 |                |             |   |                 |                |             |
|                                      | Return .....                                       | ☞70551          | ★30"           | 39135       |   |                 |                |             |
|                                      |  |                 |                |             |   |                 |                |             |
|                                      | <b>1969</b>  |                 |                |             |   |                 |                |             |
|                                      | <b>6-CYL. 232 ENG.</b>                             |                 |                |             |   |                 |                |             |
|                                      | Return .....                                       | ☞70629          | ★30"           | 39859       |   |                 |                |             |
|                                      | <b>V-8 327 ENG.</b>                                |                 |                |             |   |                 |                |             |
|                                      | Return .....                                       | ☞70551          | ★30"           | 39135       |   |                 |                |             |
|                                      |  |                 |                |             |   |                 |                |             |
|                                      | <b>1969</b>  |                 |                |             |   |                 |                |             |
|                                      | <b>6-CYL. 232 ENG.</b>                             |                 |                |             |   |                 |                |             |
|                                      | Return .....                                       | ☞70629          | ★30"           | 39859       |   |                 |                |             |
|                                      | <b>V-8 327 ENG.</b>                                |                 |                |             |   |                 |                |             |
|                                      | Return .....                                       | ☞70551          | ★30"           | 39135       |   |                 |                |             |
|                                      |  |                 |                |             |   |                 |                |             |
|                                      | <b>1969</b>  |                 |                |             |   |                 |                |             |
|                                      | <b>6-CYL. 232 ENG.</b>                             |                 |                |             |   |                 |                |             |
|                                      | Return .....                                       | ☞70629          | ★30"           | 39859       |   |                 |                |             |
|                                      | <b>V-8 327 ENG.</b>                                |                 |                |             |   |                 |                |             |
|                                      | Return .....                                       | ☞70551          | ★30"           | 39135       |   |                 |                |             |
|                                      |  |                 |                |             |   |                 |                |             |
|                                      | <b>1969</b>  |                 |                |             |   |                 |                |             |
|                                      | <b>6-CYL. 232 ENG.</b>                             |                 |                |             |   |                 |                |             |
|                                      | Return .....                                       | ☞70629          | ★30"           | 39859       |   |                 |                |             |
|                                      | <b>V-8 327 ENG.</b>                                |                 |                |             |   |                 |                |             |
|                                      | Return .....                                       | ☞70551          | ★30"           | 39135       |   |                 |                |             |
|                                      |  |                 |                |             |   |                 |                |             |
|                                      | <b>1969</b>  |                 |                |             |   |                 |                |             |
|                                      | <b>6-CYL. 232 ENG.&lt;/</b>                        |                 |                |             |   |                 |                |             |

# Power Steering Hose for Light Trucks

| Application                              | Assembly Number | Multi-Use Hose | End Fitting | Application                       | Assembly Number | Multi-Use Hose | End Fitting |                                      |
|--|-----------------|----------------|-------------|-----------------------------------|-----------------|----------------|-------------|--------------------------------------|
| <b>JEEP - Continued</b>                  |                 |                |             | <b>JEEP - Continued</b>           |                 |                |             | <b>SYSTEM PUMP &amp; GEAR IDENT.</b> |
| <b>STATION WAGON - Continued</b>         |                 |                |             | <b>WAGONEER - Continued</b>       |                 |                |             |                                      |
| <b>1964-1963</b>                         |                 |                |             | <b>1979</b>                       |                 |                |             | <b>SYSTEM &amp; COMPONENT IDENT.</b> |
| 6-CYL. 226 ENG.; 6-CYL. 230 ENG.         |                 |                |             | V-8 360 ENG.                      |                 |                |             |                                      |
| Return .....                             | <70551          | ★30"           | 39135       | Pressure .....                    | 70992           |                |             |                                      |
|  |                 |                |             | Return .....                      | <70518          | ★26"           | 39135       |                                      |
| <b>WAGONEER</b>                          |                 |                |             | <b>1978-1974</b>                  |                 |                |             | <b>PASS. CARS</b>                    |
| <b>1990-1988</b>                         |                 |                |             | V-8 360 ENG.; V-8 401 ENG.        |                 |                |             |                                      |
| 6-CYL. 4.0 L ENG.                        |                 |                |             | Pressure .....                    |                 |                |             | 70992                                |
| Pressure .....                           | 71395           |                |             | Return .....                      | <70518          | ★26"           | 39135       |                                      |
| Return .....                             |                 | ★24"           |             | <b>1973-1972</b>                  |                 |                |             |                                      |
| <b>1987</b>                              |                 |                |             | 6-CYL. 258 ENG.                   |                 |                |             | <b>LIGHT TRUCKS</b>                  |
| 4-CYL. 2.1 L DIESEL ENG.                 |                 |                |             | Return .....                      |                 |                |             |                                      |
| Pressure .....                           | 71153           |                |             |                                   | <70551          | ★30"           | 39135       |                                      |
| Reservoir .....                          |                 | ⊕              |             | <b>V-8 360 ENG.</b>               |                 |                |             |                                      |
| Return .....                             |                 | ★6"            |             | Pressure .....                    | 70992           |                |             |                                      |
| <b>4-CYL. 2.5 L ENG.</b>                 |                 |                |             | Return .....                      |                 |                |             |                                      |
| Pressure .....                           | 71396           |                |             |                                   | <70518          | ★26"           | 39135       |                                      |
| Reservoir .....                          |                 | ⊕              |             | <b>1971</b>                       |                 |                |             |                                      |
| Return .....                             |                 | ★6"            |             | 6-CYL. 232 ENG.; 6-CYL. 258 ENG.  |                 |                |             |                                      |
| <b>6-CYL. 4.0 L ENG.</b>                 |                 |                |             | Return .....                      |                 |                |             |                                      |
| Pressure .....                           | 71395           |                |             |                                   | <70551          | ★30"           | 39135       |                                      |
| Return .....                             |                 | ★24"           |             | <b>V-8 304 ENG.; V-8 360 ENG.</b> |                 |                |             |                                      |
| <b>1986</b>                              |                 |                |             | Pressure .....                    |                 |                |             |                                      |
| 4-CYL. 2.1 L DIESEL ENG.                 |                 |                |             | Return .....                      |                 |                |             |                                      |
| Pressure .....                           | 71278           |                |             |                                   | 70852           |                |             |                                      |
| Reservoir .....                          |                 | ⊕              |             |                                   | <70518          |                |             |                                      |
| Return .....                             |                 | ★10"           |             | <b>V-8 350 ENG.</b>               |                 |                |             |                                      |
| <b>4-CYL. 2.5 L ENG.</b>                 |                 |                |             | Pressure; W/O Restrictor .....    |                 |                |             |                                      |
| Pressure .....                           | 71394           |                |             |                                   | 70247           |                |             |                                      |
| Return .....                             |                 | ★16"           |             | Return; W/O Restrictor .....      | <70629          | ★30"           | 39859       |                                      |
| <b>V-6 2.8 L ENG.</b>                    |                 |                |             | <b>1970</b>                       |                 |                |             |                                      |
| Pressure .....                           | 71242           |                |             | 6-CYL. 232 ENG.; V-8 327 ENG.     |                 |                |             |                                      |
| Return .....                             |                 | ★13"           |             | Return .....                      | <70551          | ★30"           | 39135       |                                      |
| <b>1985</b>                              |                 |                |             | <b>V-8 350 ENG.</b>               |                 |                |             |                                      |
| 4-CYL. 2.1 L DIESEL ENG.                 |                 |                |             | Pressure; W/O Restrictor .....    |                 |                |             |                                      |
| Pressure .....                           | 71278           |                |             |                                   | 70247           |                |             |                                      |
| Reservoir .....                          |                 | ⊕              |             | Return; W/O Restrictor .....      | <70629          | ★30"           | 39859       |                                      |
| Return .....                             |                 | ★10"           |             | <b>1969</b>                       |                 |                |             |                                      |
| <b>4-CYL. 2.5 L ENG.; V-6 2.8 L ENG.</b> |                 |                |             | 6-CYL. 232 ENG.                   |                 |                |             |                                      |
| Pressure .....                           | 71242           |                |             | Return .....                      | <70551          | ★30"           | 39859       |                                      |
| Return .....                             |                 | ★13"           |             | <b>V-8 327 ENG.</b>               |                 |                |             |                                      |
| <b>1984</b>                              |                 |                |             | Return .....                      |                 |                |             |                                      |
| 4-CYL. 2.5 L ENG.; V-6 2.8 L ENG.        |                 |                |             |                                   |                 |                |             |                                      |
| Pressure .....                           | 71242           |                |             |                                   | <70551          | ★30"           | 39135       |                                      |
| Return .....                             |                 | ★13"           |             | <b>V-8 350 ENG.</b>               |                 |                |             |                                      |
| <b>1983-1980</b>                         |                 |                |             | Pressure; W/O Restrictor .....    |                 |                |             |                                      |
| 6-CYL. 4.2 L ENG.                        |                 |                |             | Return .....                      |                 |                |             |                                      |
| Pressure .....                           | 71146           |                |             |                                   | 70198           |                |             |                                      |
| Return .....                             |                 | ★24"           |             | Return .....                      | <70629          | ★30"           | 39859       |                                      |
| <b>V-8 5.9 L ENG.</b>                    |                 |                |             | <b>1968</b>                       |                 |                |             |                                      |
| Pressure .....                           | 71144           |                |             | 6-CYL. 232 ENG.                   |                 |                |             |                                      |
| Return .....                             |                 | ★24"           |             | Return .....                      | <70551          | ★30"           | 39135       |                                      |
| <b>1967-1966</b>                         |                 |                |             | <b>V-8 327 ENG.</b>               |                 |                |             |                                      |
| 6-CYL. 232 ENG.                          |                 |                |             | Return .....                      |                 |                |             |                                      |
| Return .....                             |                 |                |             |                                   | <70629          | ★30"           | 39859       |                                      |
| <b>V-8 327 ENG.</b>                      |                 |                |             | <b>V-8 350 ENG.</b>               |                 |                |             |                                      |
| Return .....                             |                 |                |             | Pressure .....                    | 70198           |                |             |                                      |
|  |                 |                |             | Return .....                      | <70629          | ★30"           | 39859       |                                      |

\* Cut From C.P.E. 3/8" I.D. Hose: 71350 (48"), 81352 (25").  
 † Cut From S.A.E. 11/32" I.D. Hose: 80062 (12"), 80063 (24"), 80064 (36"), 81353 (25").  
 ★ Cut From S.A.E. 3/8" I.D. Hose: 71224 (24"), 71236 (36"), 71206 (48"), 81206 (25"). May Also Use 3/8" C.P.E.  
 ♣ Cut From S.A.E. 5/8" I.D. Hose: 71351 (36").  
 □ Cut From 1/2" I.D. Suction Hose: 71296 (36"), 81354 (10').  
 ⊕ Cut From 5/8" I.D. Suction Hose: 71207 (42"), 81355 (10').  
 ☆ Cut From 3/4" I.D. Suction Hose: 71297 (36"), 81356 (10').  
 ☆ See Page A14 For Pump or Gear Identification.

② Two Required.  
 ③ Three Required.  
 ④ Four Required.  
 < Cut To Fit.  
 ⊕ Replaces Both Upper and Lower Hose.  
 ▲ 252660 Adaptor Required For Some Models.  
 ♣ See Page A6 For Installation Procedure.

SYSTEM PUMP & GEAR IDENT.

SYSTEM & COMPONENT IDENT.

PASS. CARS

LIGHT TRUCKS

MEDIUM/HEAVY TRUCKS

BUSES

HOSE NUMERICAL

REPAIR KITS

KIT NUMERICAL

ILLUSTRATIONS



# Power Steering Hose for Light Trucks

|                                      | Application                             | Assembly Number | Multi-Use Hose | End Fitting | Application   | Assembly Number | Multi-Use Hose | End Fitting |
|--------------------------------------|---|-----------------|----------------|-------------|---|-----------------|----------------|-------------|
| <b>SYSTEM PUMP &amp; GEAR IDENT.</b> | <b>JEEP - Continued</b>                 |                 |                |             | <b>MAZDA - Continued</b>  |                 |                |             |
|                                      | <b>WAGONEER - Continued</b>             |                 |                |             | <b>B2200 PICKUP - Continued</b>   |                 |                |             |
|                                      | <b>1965</b>                             |                 |                |             | <b>1993-1987 - Continued</b>  |                 |                |             |
|                                      | <b>6-CYL. 230 ENG.; 6-CYL. 232 ENG.</b> |                 |                |             | <b>4-CYL. 2.2 L ENG. - Continued</b>  |                 |                |             |
|                                      | Return .....                            | ≠70551          | ★30"           | 39135       | Return .....  |                 | ★14"           |             |
| <b>SYSTEM &amp; COMPONENT IDENT.</b> | <b>V-8 327 ENG.</b>                     |                 |                |             | <b>B2300 PICKUP</b>   |                 |                |             |
|                                      | Return .....                            | ≠70629          | ★30"           | 39859       | <b>1995-1994</b>  |                 |                |             |
|                                      | <b>1964-1963</b>                        |                 |                |             | <b>4-CYL. 2.3 L ENG.</b>  |                 |                |             |
|                                      | Return .....                            | ≠70551          | ★30"           | 39135       | Pressure .....  | 71878           |                |             |
|                                      | <b>WRANGLER</b>                         |                 |                |             | Return .....  | 80085           |                |             |
| <b>PASS. CARS</b>                    | <b>1995-1992</b>                        |                 |                |             | <b>B2600 PICKUP</b>   |                 |                |             |
|                                      | <b>4-CYL. 2.5 L ENG.</b>                |                 |                |             | <b>1988-1987</b>  |                 |                |             |
|                                      | Pressure .....                          | 71821           |                |             | <b>4-CYL. 2.6 L ENG.</b>  |                 |                |             |
|                                      | Return .....                            |                 | ★10"           |             | Pressure .....  | 71365           |                |             |
|                                      | <b>6-CYL. 4.0 L ENG.</b>                |                 |                |             | Return .....  |                 | ★              |             |
|                                      | Pressure .....                          | 71822           |                |             | <b>B2600I PICKUP</b>  |                 |                |             |
|                                      | Return .....                            |                 | ★11"           |             | <b>1993-1989</b>  |                 |                |             |
| <b>LIGHT TRUCKS</b>                  | <b>1991</b>                             |                 |                |             | <b>4-CYL. 2.6 L ENG.</b>  |                 |                |             |
|                                      | <b>4-CYL. 2.5 L ENG.</b>                |                 |                |             | Pressure .....  | 71863           |                |             |
|                                      | Pressure .....                          | 71821           |                |             | Return .....  |                 | ★              |             |
|                                      | Reservoir .....                         |                 | ⊕20"           |             | <b>B3000 PICKUP</b>   |                 |                |             |
|                                      | Return .....                            |                 | ★10"           |             | <b>1995-1994</b>  |                 |                |             |
|                                      | <b>6-CYL. 4.0 L ENG.</b>                |                 |                |             | <b>V-6 3.0 L ENG.</b>   |                 |                |             |
|                                      | Pressure .....                          | 71822           |                |             | Pressure .....  | 71878           |                |             |
|                                      | Reservoir .....                         |                 | ⊕12"           |             | Return .....  | 80085           |                |             |
|                                      | Return .....                            |                 | ★11"           |             | <b>B4000 PICKUP</b>   |                 |                |             |
| <b>MEDIUM/HEAVY TRUCKS</b>           | <b>1990-1988</b>                        |                 |                |             | <b>1995-1994</b>  |                 |                |             |
|                                      | <b>4-CYL. 2.5 L ENG.</b>                |                 |                |             | <b>V-6 4.0 L ENG.</b>   |                 |                |             |
|                                      | Pressure .....                          | 91630           |                |             | Pressure .....  | 71878           |                |             |
|                                      | Return .....                            |                 | ★21"           |             | Return .....  | 80085           |                |             |
|                                      | <b>6-CYL. 4.2 L ENG.</b>                |                 |                |             | <b>MPV</b>  |                 |                |             |
|                                      | Pressure .....                          | 80144           |                |             | <b>1995</b>   |                 |                |             |
|                                      | Return .....                            |                 | ★18"           |             | <b>4-CYL. 2.6 L ENG. (CANADA)</b>   |                 |                |             |
| <b>BUSES</b>                         | <b>1987</b>                             |                 |                |             | Pressure .....  | 71860           |                |             |
|                                      | <b>4-CYL. 2.5 L ENG.</b>                |                 |                |             | Return .....  |                 | ★14"           |             |
|                                      | Pressure .....                          | 91630           |                |             | <b>V-6 3.0 L ENG.</b>   |                 |                |             |
|                                      | Return .....                            |                 | ★21"           |             | Pressure - From Pump; W/2WD .....   | 71861           |                |             |
|                                      | <b>6-CYL. 4.2 L ENG.</b>                |                 |                |             | Pressure - From Pump; W/4WD .....   | 71862           |                |             |
|                                      | Pressure .....                          | 71393           |                |             | Return - Gear To Pipe .....   |                 | ★30"           |             |
|                                      | Return .....                            |                 | ★18"           |             | Return - Pipe To Reservoir .....  |                 | ★15"           |             |
| <b>HOSE NUMERICAL</b>                | <b>MAZDA</b>                            |                 |                |             | <b>1994-1989</b>  |                 |                |             |
|                                      | <b>B2000 PICKUP</b>                     |                 |                |             | <b>4-CYL. 2.6 L ENG.</b>  |                 |                |             |
|                                      | <b>1987-1986</b>                        |                 |                |             | Pressure - From Pump .....  | 71860           |                |             |
|                                      | <b>4-CYL. 2.0 L ENG.</b>                |                 |                |             | Return - Gear To Pipe .....   |                 | ★30"           |             |
|                                      | Pressure .....                          | 71364           |                |             | Return - Pipe To Reservoir .....  |                 | ★15"           |             |
|                                      | Return .....                            |                 | ★14"           |             | <b>V-6 3.0 L ENG.</b>   |                 |                |             |
| <b>REPAIR KITS</b>                   | <b>B2200 PICKUP</b>                     |                 |                |             | Pressure - From Pump; W/2WD .....   | 71861           |                |             |
|                                      | <b>1993-1987</b>                        |                 |                |             | Pressure - From Pump; W/4WD .....   | 71862           |                |             |
|                                      | <b>4-CYL. 2.2 L ENG.</b>                |                 |                |             | Return - Gear To Pipe .....   |                 | ★30"           |             |
|                                      | Pressure .....                          | 71364           |                |             | Return - Pipe To Reservoir .....  |                 | ★15"           |             |
| <b>KIT NUMERICAL</b>                 | <b>ILLUSTRATIONS</b>                    |                 |                |             | <ul style="list-style-type: none"> <li>⊛ Cut From C.P.E. 3/8" I.D. Hose: 71350 (48"), 81352 (25').</li> <li>† Cut From S.A.E. 11/32" I.D. Hose: 80062 (12"), 80063 (24"), 80064 (36"), 81353 (25').</li> <li>★ Cut From S.A.E. 3/8" I.D. Hose: 71224 (24"), 71236 (36"), 71206 (48"), 81206 (25'). May Also Use 3/8" C.P.E.</li> <li>⊕ Cut From S.A.E. 5/8" I.D. Hose: 71351 (36").</li> <li>□ Cut From 1/2" I.D. Suction Hose: 71296 (36"), 81354 (10').</li> <li>⊕ Cut From 5/8" I.D. Suction Hose: 71207 (42"), 81355 (10').</li> <li>✱ Cut From 3/4" I.D. Suction Hose: 71297 (36"), 81356 (10').</li> <li>☆ See Page A14 For Pump or Gear Identification.</li> </ul> |                 |                |             |

# Power Steering Hose for Light Trucks

| Application                             | Assembly Number | Multi-Use Hose | End Fitting | Application                                    | Assembly Number | Multi-Use Hose | End Fitting |                                      |
|---|-----------------|----------------|-------------|--|-----------------|----------------|-------------|--------------------------------------|
| <b>MAZDA - Continued</b>                |                 |                |             | <b>MITSUBISHI - Continued</b>                  |                 |                |             | <b>SYSTEM PUMP &amp; GEAR IDENT.</b> |
| <b>NAVAJO</b>                           |                 |                |             | <b>PICKUP - Continued</b>                      |                 |                |             |                                      |
| <b>1994-1991</b>                        |                 |                |             | <b>1994 - Continued</b>                        |                 |                |             | <b>SYSTEM &amp; COMPONENT IDENT.</b> |
| <b>V-6 4.0 L ENG.</b>                   |                 |                |             | <b>V-6 3.0 L ENG.</b>                          |                 |                |             |                                      |
| Pressure .....                          | 71878           |                |             | Pressure .....                                 | 71866           |                |             |                                      |
| Return .....                            | 80085           |                |             | <b>1993-1991</b>                               |                 |                |             |                                      |
| <b>MERCURY</b>                          |                 |                |             | <b>4-CYL. 2.4 L ENG.</b>                       |                 |                |             | <b>PASS. CARS</b>                    |
| <b>VILLAGER</b>                         |                 |                |             | <b>Pressure .....</b>                          |                 |                |             |                                      |
| <b>1995-1993</b>                        |                 |                |             | <b>Reservoir .....</b>                         |                 |                |             |                                      |
| <b>V-6 3.0 L ENG.</b>                   |                 |                |             | <b>Return - Gear To Pipe; W/4WD .....</b>      |                 |                |             |                                      |
| Pressure .....                          | 80099           |                |             | <b>91909</b>                                   |                 |                |             |                                      |
| Return - Cooler To Pipe .....           |                 | ★6"            |             | <b>Return - Pipe To Reservoir; W/2WD .....</b> |                 |                |             |                                      |
| Return - Cooler To Reservoir .....      |                 | ★8"            |             | <b>★20"</b>                                    |                 |                |             |                                      |
| Return - Gear To Cooler .....           |                 | ★43"           |             | <b>Return - Pipe To Reservoir; W/4WD .....</b> |                 |                |             |                                      |
| Return - Pipe To Cooler .....           |                 | ★8"            |             | <b>★16"</b>                                    |                 |                |             |                                      |
| Return - Pipe To Pipe .....             |                 | ★6"            |             | <b>V-6 3.0 L ENG.</b>                          |                 |                |             |                                      |
| <b>MITSUBISHI</b>                       |                 |                |             | <b>Pressure .....</b>                          |                 |                |             |                                      |
| <b>MONTERO</b>                          |                 |                |             | <b>Return - Gear To Pipe .....</b>             |                 |                |             |                                      |
| <b>1995</b>                             |                 |                |             | <b>Return - Pipe To Reservoir; W/2WD .....</b> |                 |                |             |                                      |
| <b>V-6 3.0 L ENG.</b>                   |                 |                |             | <b>Return - Pipe To Reservoir; W/4WD .....</b> |                 |                |             |                                      |
| Pressure .....                          | 71865           |                |             | <b>71866</b>                                   |                 |                |             |                                      |
| <b>1994-1992</b>                        |                 |                |             | <b>1990</b>                                    |                 |                |             | <b>LIGHT TRUCKS</b>                  |
| <b>V-6 3.0 L ENG.</b>                   |                 |                |             | <b>4-CYL. 2.4 L ENG.</b>                       |                 |                |             |                                      |
| Pressure .....                          | 71865           |                |             | <b>Pressure .....</b>                          |                 |                |             |                                      |
| Return .....                            | 91907           |                |             | <b>Reservoir .....</b>                         |                 |                |             |                                      |
| <b>1991-1990</b>                        |                 |                |             | <b>Return - Pipe To Reservoir; W/4WD .....</b> |                 |                |             |                                      |
| <b>V-6 3.0 L ENG.</b>                   |                 |                |             | <b>71389</b>                                   |                 |                |             |                                      |
| Pressure .....                          | 71865           |                |             | <b>Return - Pipe To Reservoir; W/2WD .....</b> |                 |                |             |                                      |
| Return .....                            | 91907           |                |             | <b>Return - Pipe To Reservoir; W/4WD .....</b> |                 |                |             |                                      |
| <b>1989</b>                             |                 |                |             | <b>Return - Pipe To Reservoir; W/4WD .....</b> |                 |                |             |                                      |
| <b>4-CYL. 2.6 L ENG.</b>                |                 |                |             | <b>71389</b>                                   |                 |                |             | <b>MEDIUM/HEAVY TRUCKS</b>           |
| Pressure .....                          | 91753           |                |             | <b>Pressure .....</b>                          |                 |                |             |                                      |
| Return .....                            |                 | ★21"           |             | <b>Return - Gear To Pipe .....</b>             |                 |                |             |                                      |
| <b>V-6 3.0 L ENG.</b>                   |                 |                |             | <b>Return - Pipe To Reservoir .....</b>        |                 |                |             |                                      |
| Pressure .....                          | 71865           |                |             | <b>★10"</b>                                    |                 |                |             |                                      |
| Return .....                            |                 | ★22"           |             | <b>★12"</b>                                    |                 |                |             |                                      |
| <b>1988-1986</b>                        |                 |                |             | <b>★15"</b>                                    |                 |                |             |                                      |
| <b>4-CYL. 2.6 L ENG.</b>                |                 |                |             | <b>1989-1987</b>                               |                 |                |             |                                      |
| Pressure .....                          | 91753           |                |             | <b>4-CYL. 2.0 L ENG.</b>                       |                 |                |             |                                      |
| Return .....                            |                 | ★21"           |             | <b>Pressure - From Pump; W/O Pressure</b>      |                 |                |             |                                      |
| <b>PICKUP</b>                           |                 |                |             | <b>Tube .....</b>                              |                 |                |             |                                      |
| <b>1995</b>                             |                 |                |             | <b>71389</b>                                   |                 |                |             | <b>BUSES</b>                         |
| <b>4-CYL. 2.4 L ENG.</b>                |                 |                |             | <b>Pressure - Pump To Gear; W/Pressure</b>     |                 |                |             |                                      |
| Pressure .....                          | 71389           |                |             | <b>Tube; W/2WD .....</b>                       |                 |                |             |                                      |
| Return - Pipe To Reservoir .....        |                 | ★20"           |             | <b>Pressure - Pump To Gear; W/Pressure</b>     |                 |                |             |                                      |
| <b>1994</b>                             |                 |                |             | <b>Tube; W/4WD .....</b>                       |                 |                |             |                                      |
| <b>4-CYL. 2.4 L ENG.</b>                |                 |                |             | <b>91922</b>                                   |                 |                |             |                                      |
| Pressure .....                          | 71389           |                |             | <b>Pressure - Pump To Gear; W/Pressure</b>     |                 |                |             |                                      |
| Return; W/4WD .....                     | 91909           |                |             | <b>Tube; W/4WD .....</b>                       |                 |                |             |                                      |
| Return - Pipe To Reservoir; W/2WD ..... |                 | ★20"           |             | <b>91923</b>                                   |                 |                |             |                                      |
|   |                 |                |             | <b>Reservoir .....</b>                         |                 |                |             |                                      |
|   |                 |                |             | <b>Return - Gear To Pipe .....</b>             |                 |                |             |                                      |
|   |                 |                |             | <b>Return - Pipe To Reservoir .....</b>        |                 |                |             |                                      |
|   |                 |                |             | <b>★10"</b>                                    |                 |                |             |                                      |
|   |                 |                |             | <b>★13"</b>                                    |                 |                |             |                                      |
|   |                 |                |             | <b>4-CYL. 2.6 L ENG.</b>                       |                 |                |             |                                      |
|   |                 |                |             | <b>Pressure - Pump To Gear; W/Pressure</b>     |                 |                |             |                                      |
|   |                 |                |             | <b>Tube; W/2WD .....</b>                       |                 |                |             |                                      |
|   |                 |                |             | <b>91921</b>                                   |                 |                |             |                                      |
|   |                 |                |             | <b>Pressure - Pump To Gear; W/Pressure</b>     |                 |                |             |                                      |
|   |                 |                |             | <b>Tube; W/4WD .....</b>                       |                 |                |             |                                      |
|   |                 |                |             | <b>91923</b>                                   |                 |                |             |                                      |
|   |                 |                |             | <b>Reservoir .....</b>                         |                 |                |             |                                      |
|   |                 |                |             | <b>Return - Gear To Pipe; W/2WD .....</b>      |                 |                |             |                                      |
|   |                 |                |             | <b>Return - Gear To Reservoir; W/4WD .....</b> |                 |                |             |                                      |
|   |                 |                |             | <b>Return - Pipe To Reservoir; W/2WD .....</b> |                 |                |             |                                      |
|   |                 |                |             | <b>★10"</b>                                    |                 |                |             |                                      |
|   |                 |                |             | <b>★14"</b>                                    |                 |                |             |                                      |
|   |                 |                |             | <b>★13"</b>                                    |                 |                |             |                                      |
|   |                 |                |             | <b>1986</b>                                    |                 |                |             |                                      |
|   |                 |                |             | <b>4-CYL. 2.0 L ENG.</b>                       |                 |                |             |                                      |
|   |                 |                |             | <b>Pressure .....</b>                          |                 |                |             |                                      |
|   |                 |                |             | <b>91627</b>                                   |                 |                |             |                                      |
|   |                 |                |             | <b>Reservoir .....</b>                         |                 |                |             |                                      |
|   |                 |                |             | <b>Return .....</b>                            |                 |                |             |                                      |
|   |                 |                |             | <b>91617</b>                                   |                 |                |             |                                      |
|   |                 |                |             | <b>4-CYL. 2.6 L ENG.</b>                       |                 |                |             |                                      |
|   |                 |                |             | <b>Pressure; W/2WD .....</b>                   |                 |                |             |                                      |
|   |                 |                |             | <b>91626</b>                                   |                 |                |             |                                      |
|   |                 |                |             | <b>Pressure - From Pump; W/O Pressure</b>      |                 |                |             |                                      |
|   |                 |                |             | <b>Tube; W/4WD .....</b>                       |                 |                |             |                                      |
|   |                 |                |             | <b>71388</b>                                   |                 |                |             |                                      |
|   |                 |                |             | <b>Pressure - Pump To Gear; W/Pressure</b>     |                 |                |             |                                      |
|   |                 |                |             | <b>Tube; W/4WD .....</b>                       |                 |                |             |                                      |
|   |                 |                |             | <b>91918</b>                                   |                 |                |             |                                      |
|   |                 |                |             | <b>Reservoir .....</b>                         |                 |                |             |                                      |
|   |                 |                |             | <b>Return; W/2WD .....</b>                     |                 |                |             |                                      |
|   |                 |                |             | <b>91617</b>                                   |                 |                |             |                                      |

\* Cut From C.P.E. 3/8" I.D. Hose: 71350 (48"), 81352 (25').  
 † Cut From S.A.E. 11/32" I.D. Hose: 80062 (12"), 80063 (24"), 80064 (36"), 81353 (25').  
 ★ Cut From S.A.E. 3/8" I.D. Hose: 71224 (24"), 71236 (36"), 71206 (48"), 81206 (25'). May Also Use 3/8" C.P.E.  
 ♣ Cut From S.A.E. 5/8" I.D. Hose: 71351 (36").  
 □ Cut From 1/2" I.D. Suction Hose: 71296 (36"), 81354 (10').  
 ✦ Cut From 5/8" I.D. Suction Hose: 71207 (42"), 81355 (10').  
 ✧ Cut From 3/4" I.D. Suction Hose: 71297 (36"), 81356 (10').  
 ☆ See Page A14 For Pump or Gear Identification.

Ⓜ Two Required.  
 Ⓝ Three Required.  
 Ⓞ Four Required.  
 ✂ Cut To Fit.  
 ♣ Replaces Both Upper and Lower Hose.  
 ⚙ 252660 Adaptor Required For Some Models.  
 ✦ See Page A6 For Installation Procedure.

**ILLUSTRATIONS**

# Power Steering Hose for Light Trucks

|                                      | Application  | Assembly Number | Multi-Use Hose | End Fitting | Application                            | Assembly Number | Multi-Use Hose | End Fitting |
|--------------------------------------|--|-----------------|----------------|-------------|--|-----------------|----------------|-------------|
| <b>SYSTEM PUMP &amp; GEAR IDENT.</b> | <b>MITSUBISHI - Continued</b>                        |                 |                |             | <b>NISSAN - Continued</b>              |                 |                |             |
| <b>SYSTEM &amp; COMPONENT IDENT.</b> | <b>PICKUP - Continued</b>                            |                 |                |             | <b>PATHFINDER - Continued</b>          |                 |                |             |
| <b>PASS. CARS</b>                    | <b>1985-1983</b>                                     |                 |                |             | <b>1990</b>                            |                 |                |             |
|                                      | <b>4-CYL. 2.0 L ENG.</b>                             |                 |                |             | <b>V-6 3.0 L ENG.</b>                  |                 |                |             |
|                                      | Pressure .....                                       | 91627           |                |             | Pressure .....                         | 91757           |                |             |
|                                      | Reservoir .....                                      |                 | ☐              |             | Reservoir .....                        |                 | ✦              |             |
|                                      | Return .....   | 91617           |                |             | Return .....                           |                 | ★              |             |
|                                      | <b>4-CYL. 2.3 L DIESEL ENG.</b>                      |                 |                |             | <b>1989</b>                            |                 |                |             |
|                                      | Reservoir .....                                      |                 | ☐              |             | <b>V-6 3.0 L ENG.</b>                  |                 |                |             |
|                                      | <b>4-CYL. 2.6 L ENG.</b>                             |                 |                |             | Pressure; Nov. 1 & Newer.....          | 91757           |                |             |
|                                      | Pressure; W/2WD.....                                 | 91626           |                |             | Pressure; Oct. 31 & Older.....         | 91606           |                |             |
|                                      | Pressure - From Pump; W/O Pressure Tube; W/4WD.....  | 71388           |                |             | Reservoir .....                        |                 | ✦              |             |
|                                      | Pressure - Pump To Gear; W/Pressure Tube; W/4WD..... | ☉91918          |                |             | Return; Nov. 1 & Newer.....            |                 | ★              |             |
|                                      | Reservoir .....                                      |                 | ☐              |             | Return; Oct. 31 & Older.....           |                 | ★15"           |             |
|                                      | Return; W/2WD .....                                  | 91617           |                |             | <b>1988</b>                            |                 |                |             |
| <b>LIGHT TRUCKS</b>                  | <b>VAN</b>   |                 |                |             | <b>4-CYL. 2.4 L ENG. (CANADA)</b>      |                 |                |             |
|                                      | <b>1990-1987</b>                                     |                 |                |             | Pressure .....                         |                 |                |             |
|                                      | <b>4-CYL. 2.4 L ENG.</b>                             |                 |                |             | Reservoir .....                        | 91605           | ✦              |             |
|                                      | Pressure .....                                       | 71385           | ☐              |             | Return .....                           |                 | ★14"           |             |
|                                      | Reservoir .....                                      |                 | ★3"            |             | <b>V-6 3.0 L ENG.</b>                  |                 |                |             |
|                                      | Return - Gear To Pipe.....                           |                 | ★4"            |             | Pressure .....                         | 91606           | ✦              |             |
|                                      | Return - Pipe To Pipe.....                           |                 | ★6"            |             | Reservoir .....                        |                 | ★15"           |             |
|                                      | Return - Pipe To Reservoir.....                      |                 |                |             | Return .....                           |                 |                |             |
| <b>MEDIUM/HEAVY TRUCKS</b>           | <b>NISSAN</b>  |                 |                |             | <b>1987</b>                            |                 |                |             |
|                                      | <b>AXXESS</b>  |                 |                |             | <b>4-CYL. 2.4 L ENG.</b>               |                 |                |             |
|                                      | <b>1994-1993</b>                                     |                 |                |             | Pressure .....                         |                 |                |             |
|                                      | <b>4-CYL. 2.4 L ENG. (CANADA)</b>                    |                 |                |             | Reservoir .....                        | 91605           | ✦              |             |
|                                      | Return - Cooler To Pipe.....                         |                 | ★10"           |             | Return .....                           |                 | ★14"           |             |
|                                      | Return - Pipe To Reservoir.....                      |                 | ★15"           |             | <b>V-6 3.0 L ENG.</b>                  |                 |                |             |
| <b>BUSES</b>                         | <b>1992-1991</b>                                     |                 |                |             | Pressure .....                         |                 |                |             |
|                                      | <b>4-CYL. 2.4 L ENG. (CANADA)</b>                    |                 |                |             | Reservoir .....                        | 91606           | ✦              |             |
|                                      | Pressure; W/FWD .....                                | 71774           |                |             | Return .....                           |                 | ★15"           |             |
|                                      | Return - Cooler To Pipe.....                         |                 | ★10"           |             | <b>PICKUP</b>                          |                 |                |             |
|                                      | Return - Pipe To Reservoir.....                      |                 | ★15"           |             | <b>1995</b>                            |                 |                |             |
| <b>HOSE NUMERICAL</b>                | <b>1990</b>  |                 |                |             | <b>4-CYL. 2.4 L ENG.</b>               |                 |                |             |
|                                      | <b>4-CYL. 2.4 L ENG.</b>                             |                 |                |             | Pressure; W/2WD.....                   | 91692           |                |             |
|                                      | Pressure; W/2WD.....                                 | 71774           |                |             | Pressure; W/4WD.....                   | 91856           |                |             |
|                                      | Return - Cooler To Pipe.....                         |                 | ★10"           |             | Reservoir .....                        |                 | ✦12"           |             |
|                                      | Return - Pipe To Reservoir.....                      |                 | ★15"           |             | Return - From Gear; W/4WD .....        |                 | ★16"           |             |
| <b>REPAIR KITS</b>                   | <b>PATHFINDER</b>                                    |                 |                |             | Return - Gear To Pipe; W/2WD .....     |                 |                |             |
|                                      | <b>1995-1993</b>                                     |                 |                |             | Return - Gear To Pipe; W/4WD .....     |                 |                |             |
|                                      | <b>V-6 3.0 L ENG.</b>                                |                 |                |             | Return - Pipe To Reservoir; W/2WD..... |                 | ★12"           |             |
|                                      | Pressure .....                                       | 91857           |                |             | Return - Pipe To Reservoir; W/4WD..... |                 | ★              |             |
|                                      | Return - Gear To Pipe.....                           |                 | ★10"           |             | <b>1994</b>                            |                 |                |             |
|                                      | Return - Pipe To Reservoir.....                      |                 | ★13"           |             | <b>4-CYL. 2.4 L ENG.</b>               |                 |                |             |
| <b>KIT NUMERICAL</b>                 | <b>1992-1991</b>                                     |                 |                |             | Pressure; W/2WD.....                   |                 |                |             |
|                                      | <b>V-6 3.0 L ENG.</b>                                |                 |                |             | Pressure; W/4WD.....                   | 91692           |                |             |
|                                      | Pressure .....                                       | 91758           |                |             | Reservoir .....                        | 91856           |                |             |
|                                      | Return - Gear To Pipe.....                           |                 | ★13"           |             | Return - From Gear; W/4WD .....        |                 | ✦12"           |             |
|                                      | Return - Pipe To Reservoir.....                      |                 | ★13"           |             | Return - Gear To Pipe; W/2WD .....     |                 | ★16"           |             |
|                                      |  |                 |                |             | Return - Gear To Pipe; W/4WD .....     |                 | ★11"           |             |
|                                      |  |                 |                |             | Return - Pipe To Reservoir; W/2WD..... |                 | ★16"           |             |

\* Cut From C.P.E. 3/8" I.D. Hose: 71350 (48"), 81352 (25').

† Cut From S.A.E. 11/32" I.D. Hose: 80062 (12"), 80063 (24"), 80064 (36"), 81353 (25').

★ Cut From S.A.E. 3/8" I.D. Hose: 71224 (24"), 71236 (36"), 71206 (48"), 81206 (25'). May Also Use 3/8" C.P.E.

✦ Cut From S.A.E. 5/8" I.D. Hose: 71351 (36").

☐ Cut From 1/2" I.D. Suction Hose: 71296 (36"), 81354 (10').

✦ Cut From 5/8" I.D. Suction Hose: 71207 (42"), 81355 (10').

✦ Cut From 3/4" I.D. Suction Hose: 71297 (36"), 81356 (10').

☆ See Page A14 For Pump or Gear Identification.

② Two Required.

③ Three Required.

④ Four Required.

☐ Cut To Fit.

☉ Replaces Both Upper and Lower Hose.

▲ 252660 Adaptor Required For Some Models.

✦ See Page A6 For Installation Procedure.

# Power Steering Hose for Light Trucks

| Application   | Assembly Number | Multi-Use Hose | End Fitting | Application  | Assembly Number | Multi-Use Hose | End Fitting |
|---|-----------------|----------------|-------------|--|-----------------|----------------|-------------|
| <b>NISSAN - Continued</b>                                   |                 |                |             | <b>NISSAN - Continued</b>  |                 |                |             |
| <b>PICKUP - Continued</b>                                   |                 |                |             | <b>PICKUP - Continued</b>  |                 |                |             |
| <b>1994 - Continued</b>                                     |                 |                |             | <b>1986</b>  |                 |                |             |
| <b>V-6 3.0 L ENG.</b>                                       |                 |                |             | <b>4-CYL. 2.4 L ENG.; 4-CYL. 2.5 L DIESEL ENG.</b>               |                 |                |             |
| Pressure; W/2WD.....  | 91604           |                |             | Pressure; W/2WD; Early.....                                      | 91873           |                |             |
| Pressure; W/4WD.....  | 91857           |                |             | Pressure; W/2WD; Late.....                                       | 91603           |                |             |
| Reservoir; W/2WD.....                                       |                 | ⇄13"           |             | Pressure; W/4WD; Early.....                                      | 91546           |                |             |
| Reservoir; W/4WD.....                                       |                 | ⇄              |             | Pressure; W/4WD; Late.....                                       | 91605           |                |             |
| Return - Gear To Pipe; W/2WD.....                           |                 | ★10"           |             | Reservoir.....   |                 | ⇄13"           |             |
| Return - Gear To Pipe; W/4WD.....                           |                 | ★13"           |             | Return - Gear To Pipe; W/2WD; Late....                           |                 | ★10"           |             |
| Return - Pipe To Reservoir; W/2WD.....                      |                 | ★12"           |             | Return - Gear To Reservoir; Early.....                           |                 | ★20"           |             |
| Return - Pipe To Reservoir; W/4WD.....                      |                 | ★15"           |             | Return - Gear To Reservoir; Late;<br>W/4WD.....                  |                 | ★14"           |             |
| <b>1993-1990</b>  |                 |                |             | Return - Pipe To Reservoir; W/2WD;<br>Late.....                  |                 |                |             |
| <b>4-CYL. 2.4 L ENG.</b>                                    |                 |                |             |  |                 |                |             |
| Pressure; W/2WD.....  | 91692           |                |             | <b>V-6 3.0 L ENG.</b>  |                 |                |             |
| Pressure; W/4WD.....  | 91693           |                |             | Pressure; W/2WD.....   | 91604           |                |             |
| Reservoir.....  |                 | ⇄12"           |             | Pressure; W/4WD.....   | 91606           |                |             |
| Return - From Gear; W/4WD.....                              |                 | ★18"           |             | Reservoir.....   |                 | ⇄              |             |
| Return - Gear To Pipe; W/2WD.....                           |                 | ★11"           |             | Return; W/4WD.....   |                 | ★13"           |             |
| Return - Pipe To Reservoir; W/2WD.....                      |                 | ★16"           |             | Return - Gear To Pipe; W/2WD.....                                |                 | ★10"           |             |
| <b>V-6 3.0 L ENG.</b>                                       |                 |                |             | Return - Pipe To Reservoir; W/2WD.....                           |                 |                |             |
| Pressure; W/2WD.....  | 91604           |                |             | <b>1985</b>  |                 |                |             |
| Pressure; W/4WD.....  | 91757           |                |             | <b>4-CYL. 2.4 L ENG.</b>   |                 |                |             |
| Reservoir.....  |                 | ⇄              |             | Pressure; W/2WD.....   | 91873           |                |             |
| Return - Gear To Pipe; W/2WD.....                           |                 | ★10"           |             | Pressure; W/4WD.....   | 91546           |                |             |
| Return - Gear To Pipe; W/4WD.....                           |                 | ★13"           |             | Return.....  |                 | ★20"           |             |
| Return - Pipe To Reservoir; W/2WD.....                      |                 | ★12"           |             | <b>1984</b>  |                 |                |             |
| Return - Pipe To Reservoir; W/4WD.....                      |                 | ★15"           |             | <b>4-CYL. 2.0 L ENG.; 4-CYL. 2.4 L ENG.</b>                      |                 |                |             |
| <b>1989-1988</b>  |                 |                |             | Pressure; W/2WD.....   |                 |                |             |
| <b>4-CYL. 2.4 L ENG.</b>                                    |                 |                |             | Pressure; W/4WD.....   |                 |                |             |
| Pressure; W/2WD.....  | 91603           |                |             | Return.....  |                 | ★20"           |             |
| Pressure; W/4WD.....  | 91605           |                |             | <b>1983</b>  |                 |                |             |
| Reservoir; W/2WD.....                                       |                 | ⇄13"           |             | <b>4-CYL. 2.0 L ENG.; 4-CYL. 2.2 L ENG.; 4-CYL. 2.2 L DIESEL</b> |                 |                |             |
| Reservoir; W/4WD.....                                       |                 | ⇄12"           |             | <b>ENG.</b>  |                 |                |             |
| Return - From Gear; W/4WD.....                              |                 | ★14"           |             | Pressure.....  | 91543           |                |             |
| Return - Gear To Pipe; W/2WD.....                           |                 | ★10"           |             | Return.....  |                 | ★22"           |             |
| Return - Pipe To Reservoir; W/2WD.....                      |                 | ★13"           |             | <b>4-CYL. 2.4 L ENG.</b>   |                 |                |             |
| <b>V-6 3.0 L ENG.</b>                                       |                 |                |             | Pressure; W/2WD.....   |                 |                |             |
| Pressure; W/2WD.....  | 91604           |                |             | Pressure; W/4WD; Late.....                                       | 91546           |                |             |
| Pressure; W/4WD.....  | 91606           |                |             | Return - Gear To Reservoir; W/4WD.....                           |                 | ★19"           |             |
| Reservoir.....  |                 | ⇄              |             | <b>4-CYL. 2.5 L DIESEL ENG.</b>                                  |                 |                |             |
| Return - From Gear; W/4WD.....                              |                 | ★14"           |             | Reservoir; W/2WD.....  |                 | ★13"           |             |
| Return - Gear To Pipe; W/2WD.....                           |                 | ★10"           |             | Return; W/2WD.....   |                 | ★23"           |             |
| Return - Pipe To Reservoir; W/2WD.....                      |                 | ★12"           |             | <b>1982-1981</b>   |                 |                |             |
| <b>1987</b>   |                 |                |             | <b>4-CYL. 2.2 L ENG.</b>   |                 |                |             |
| <b>4-CYL. 2.4 L ENG.; 4-CYL. 2.5 L DIESEL ENG. (CANADA)</b> |                 |                |             | Pressure.....  |                 |                |             |
| Pressure; W/2WD.....  | 91603           |                |             | Return.....  | 91543           |                | ★22"        |
| Pressure; W/4WD.....  | 91605           |                |             | <b>4-CYL. 2.2 L DIESEL ENG.</b>                                  |                 |                |             |
| Reservoir; W/2WD.....                                       |                 | ⇄13"           |             | Return.....  |                 | ★23"           |             |
| Reservoir; W/4WD.....                                       |                 | ⇄12"           |             | <b>QUEST</b>   |                 |                |             |
| Return - From Gear; W/4WD.....                              |                 | ★14"           |             | <b>1995-1993</b>   |                 |                |             |
| Return - Gear To Pipe; W/2WD.....                           |                 | ★10"           |             | <b>V-6 3.0 L ENG.</b>  |                 |                |             |
| Return - Pipe To Reservoir; W/2WD.....                      |                 | ★13"           |             | Pressure.....  | 80099           |                |             |
| <b>V-6 3.0 L ENG.</b>                                       |                 |                |             | Return - Cooler To Pipe.....                                     |                 |                |             |
| Pressure; W/2WD.....  | 91604           |                |             | Return - Gear To Pipe.....                                       |                 | ★8"            |             |
| Pressure; W/4WD.....  | 91606           |                |             | Return - Pipe To Cooler.....                                     |                 | ★26"           |             |
| Reservoir.....  |                 | ⇄              |             | Return - Pipe To Cooler.....                                     |                 | ★6"            |             |
| Return - From Gear; W/4WD.....                              |                 | ★14"           |             | Return - Pipe To Pipe; W/Cooler.....                             |                 | ★6"            |             |
| Return - Gear To Pipe; W/2WD.....                           |                 | ★10"           |             |  |                 |                |             |
| Return - Pipe To Reservoir; W/2WD.....                      |                 | ★12"           |             |  |                 |                |             |

|                           |
|---------------------------|
| SYSTEM PUMP & GEAR IDENT. |
| SYSTEM & COMPONENT IDENT. |
| PASS. CARS                |
| LIGHT TRUCKS              |
| MEDIUM/HEAVY TRUCKS       |
| BUSES                     |
| HOSE NUMERICAL            |
| REPAIR KITS               |
| KIT NUMERICAL             |
| ILLUSTRATIONS             |

\* Cut From C.P.E. 3/8" I.D. Hose: 71350 (48"), 81352 (25").  
 † Cut From S.A.E. 11/32" I.D. Hose: 80062 (12"), 80063 (24"), 80064 (36"), 81353 (25").  
 ★ Cut From S.A.E. 3/8" I.D. Hose: 71224 (24"), 71236 (36"), 71206 (48"), 81206 (25"). May Also Use 3/8" C.P.E.  
 ♣ Cut From S.A.E. 5/8" I.D. Hose: 71351 (36").  
 □ Cut From 1/2" I.D. Suction Hose: 71296 (36"), 81354 (10').  
 ⇄ Cut From 5/8" I.D. Suction Hose: 71207 (42"), 81355 (10').  
 \* Cut From 3/4" I.D. Suction Hose: 71297 (36"), 81356 (10').  
 ☆ See Page A14 For Pump or Gear Identification.

② Two Required.  
 ③ Three Required.  
 ④ Four Required.  
 < Cut To Fit.  
 \* Replaces Both Upper and Lower Hose.  
 ▲ 252660 Adaptor Required For Some Models.  
 ♣ See Page A6 For Installation Procedure.





# Power Steering Hose for Light Trucks

| Application   | Assembly Number | Multi-Use Hose | End Fitting | Application                      | Assembly Number | Multi-Use Hose | End Fitting |
|---|-----------------|----------------|-------------|----------------------------------|-----------------|----------------|-------------|
| <b>PLYMOUTH - Continued</b>                                   |                 |                |             | <b>PLYMOUTH - Continued</b>      |                 |                |             |
| <b>B SERIES VAN - Continued</b>                               |                 |                |             | <b>GRAND VOYAGER - Continued</b> |                 |                |             |
| <b>1978 - Continued</b>                                       |                 |                |             | <b>1990</b>                      |                 |                |             |
| <b>V-8 318 ENG.; V-8 360 ENG.</b>                             |                 |                |             | <b>V-6 3.3 L ENG.</b>            |                 |                |             |
| Pressure; W/A.P.....  | 71035           |                |             | Pressure .....                   | 91675           |                |             |
| Pressure; W/O A.P.....  | 71036           |                |             | Reservoir .....                  |                 | ✦11"           |             |
| Return .....  |                 | ★26"           |             | Return .....                     |                 | ★12"           |             |
| <b>1977</b>   |                 |                |             | <b>1989-1988</b>                 |                 |                |             |
| <b>6-CYL. 225 ENG.</b>  |                 |                |             | <b>4-CYL. 2.5 L ENG.</b>         |                 |                |             |
| Pressure .....  | 70940           |                |             | Pressure .....                   | 91650           |                |             |
| Return .....  |                 | ★36"           |             | Return .....                     |                 | ★10"           |             |
| <b>V-8 318 ENG.; V-8 360 ENG.; V-8 400 ENG.; V-8 440 ENG.</b> |                 |                |             | <b>V-6 3.0 L ENG.</b>            |                 |                |             |
| Pressure .....  | 71036           |                |             | Pressure .....                   | 91644           |                |             |
| Return .....  |                 | ★36"           |             | Return .....                     |                 | ★13"           |             |
| <b>1976</b>   |                 |                |             | <b>1987</b>                      |                 |                |             |
| <b>6-CYL. 225 ENG.; V-8 318 ENG.; V-8 360 ENG.</b>            |                 |                |             | <b>4-CYL. 2.2 L ENG.</b>         |                 |                |             |
| Pressure .....  | 70934           |                |             | Pressure .....                   | 91476           |                |             |
| Return .....  |                 | ★36"           |             | Return .....                     |                 | ★10"           |             |
| <b>V-8 400 ENG.; V-8 440 ENG.</b>                             |                 |                |             | <b>V-6 3.0 L ENG.</b>            |                 |                |             |
| Pressure .....  | 71036           |                |             | Pressure .....                   | 91644           |                |             |
| Return .....  |                 | ★30"           |             | Return .....                     |                 | ★13"           |             |
| <b>1975-1974</b>  |                 |                |             | <b>SCAMP PICKUP</b>              |                 |                |             |
| <b>6-CYL. 225 ENG.; V-8 318 ENG.; V-8 360 ENG.</b>            |                 |                |             | <b>1983</b>                      |                 |                |             |
| Pressure .....  | 70934           |                |             | <b>4-CYL. 2.2 L ENG.</b>         |                 |                |             |
| Return .....  |                 | ★36"           |             | Pressure .....                   | 91476           |                |             |
| <b>GRAND VOYAGER</b>  |                 |                |             | Return .....                     |                 |                |             |
| <b>1995-1994</b>  |                 |                |             |                                  |                 |                |             |
| <b>V-6 3.0 L ENG.</b>   |                 |                |             |                                  |                 |                |             |
| Pressure .....  | 91644           |                |             |                                  |                 |                |             |
| Return .....  |                 | ★13"           |             |                                  |                 |                |             |
| <b>V-6 3.3 L ENG.; V-6 3.8 L ENG.</b>                         |                 |                |             |                                  |                 |                |             |
| Pressure; W/AWD .....   | 91734           |                |             |                                  |                 |                |             |
| Pressure; W/FWD .....   | 91675           |                |             |                                  |                 |                |             |
| Reservoir .....   |                 | ✦11"           |             |                                  |                 |                |             |
| Return; W/AWD .....   |                 | ★16"           |             |                                  |                 |                |             |
| Return; W/FWD .....   |                 | ★12"           |             |                                  |                 |                |             |
| <b>1993-1992</b>  |                 |                |             |                                  |                 |                |             |
| <b>V-6 3.0 L ENG.</b>   |                 |                |             |                                  |                 |                |             |
| Pressure .....  | 91644           |                |             |                                  |                 |                |             |
| Return .....  |                 | ★13"           |             |                                  |                 |                |             |
| <b>V-6 3.3 L ENG.</b>   |                 |                |             |                                  |                 |                |             |
| Pressure; W/AWD .....   | 91734           |                |             |                                  |                 |                |             |
| Pressure; W/FWD .....   | 91675           |                |             |                                  |                 |                |             |
| Reservoir .....   |                 | ✦11"           |             |                                  |                 |                |             |
| Return; W/AWD .....   |                 | ★16"           |             |                                  |                 |                |             |
| Return; W/FWD .....   |                 | ★12"           |             |                                  |                 |                |             |
| <b>1991</b>   |                 |                |             |                                  |                 |                |             |
| <b>V-6 3.3 L ENG.</b>   |                 |                |             |                                  |                 |                |             |
| Pressure; W/AWD .....   | 91734           |                |             |                                  |                 |                |             |
| Pressure; W/FWD .....   | 91675           |                |             |                                  |                 |                |             |
| Reservoir .....   |                 | ✦11"           |             |                                  |                 |                |             |
| Return; W/AWD .....   |                 | ★16"           |             |                                  |                 |                |             |
| Return; W/FWD .....   |                 | ★12"           |             |                                  |                 |                |             |

|                           |
|---------------------------|
| SYSTEM PUMP & GEAR IDENT. |
| SYSTEM & COMPONENT IDENT. |
| PASS. CARS                |
| LIGHT TRUCKS              |
| MEDIUM/HEAVY TRUCKS       |
| BUSES                     |
| HOSE NUMERICAL            |
| REPAIR KITS               |
| KIT NUMERICAL             |
| ILLUSTRATIONS             |

\* Cut From C.P.E. 3/8" I.D. Hose: 71350 (48"), 81352 (25").  
 † Cut From S.A.E. 11/32" I.D. Hose: 80062 (12"), 80063 (24"), 80064 (36"), 81353 (25").  
 ★ Cut From S.A.E. 3/8" I.D. Hose: 71224 (24"), 71236 (36"), 71206 (48"), 81206 (25"). May Also Use 3/8" C.P.E.  
 ✦ Cut From S.A.E. 5/8" I.D. Hose: 71351 (36").  
 □ Cut From 1/2" I.D. Suction Hose: 71296 (36"), 81354 (10").  
 ✧ Cut From 5/8" I.D. Suction Hose: 71207 (42"), 81355 (10").  
 ✨ Cut From 3/4" I.D. Suction Hose: 71297 (36"), 81356 (10").  
 ☆ See Page A14 For Pump or Gear Identification.

② Two Required.  
 ③ Three Required.  
 ④ Four Required.  
 ✧ Cut To Fit.  
 ✨ Replaces Both Upper and Lower Hose.  
 ▲ 252660 Adaptor Required For Some Models.  
 ✦ See Page A6 For Installation Procedure.

# Power Steering Hose for Light Trucks

|                                      | Application                          | Assembly Number                         | Multi-Use Hose       | End Fitting                        | Application                                   | Assembly Number                   | Multi-Use Hose | End Fitting |  |
|--------------------------------------|--------------------------------------|---|----------------------|------------------------------------|---|-----------------------------------|----------------|-------------|--|
| <b>SYSTEM PUMP &amp; GEAR IDENT.</b> | <b>PLYMOUTH - Continued</b>          |   |                      |                                    | <b>PLYMOUTH - Continued</b>                   |                                   |                |             |  |
|                                      | <b>TRAILDUSTER - Continued</b>       |   |                      |                                    | <b>TRAILDUSTER - Continued</b>                |                                   |                |             |  |
|                                      | <b>1978</b>                          |   |                      |                                    | <b>1976 - Continued</b>                       |                                   |                |             |  |
|                                      | <b>6-CYL. 225 ENG.</b>               |   |                      |                                    | <b>V-8 400 ENG.; V-8 440 ENG. - Continued</b> |                                   |                |             |  |
|                                      |                                      | Pressure; W/2WD.....                    | 70930                |                                    | Return; W/4WD; W/Snow Plow Pkg.....           | ≠70551                            | ★30"           | 39135       |  |
|                                      | <b>SYSTEM &amp; COMPONENT IDENT.</b> |   | Pressure; W/4WD..... | 71046                              |   |                                   |                |             |  |
|                                      |                                      |   | Return; W/2WD.....   | ≠70979                             | ★18"  | 39135                             |                |             |  |
|                                      |                                      |   | Return; W/4WD.....   | ≠70551                             | ★23"  | 39135                             |                |             |  |
|                                      |                                      | <b>V-8 318 ENG.; V-8 360 ENG.</b>       |                      |                                    |   | <b>1975</b>                       |                |             |  |
|                                      |                                      |   | Pressure; W/2WD..... | 70930                              |   | <b>6-CYL. 225 ENG.</b>            |                |             |  |
|                                      |                                      | Pressure; W/4WD; W/O Snow Plow Pkg..... | 71048                |                                    | Pressure; W/2WD.....                          | 70932                             |                |             |  |
|                                      |                                      | Return; W/2WD.....                      | ≠70979               | ★18"                               | Return; W/2WD.....                            | ≠70979                            | ★32"           | 39135       |  |
|                                      |                                      | Return; W/4WD.....                      | ≠70551               | ★23"                               | Return; W/4WD; W/O Snow Plow Pkg..            |                                   | ★32"           |             |  |
| <b>PASS. CARS</b>                    |                                      | <b>V-8 400 ENG.; V-8 440 ENG.</b>       |                      |                                    |   | <b>V-8 318 ENG.; V-8 360 ENG.</b> |                |             |  |
|                                      |                                      |   | Pressure; W/2WD..... | 70930                              |   | Pressure; W/2WD.....              | 70932          |             |  |
|                                      |                                      | Pressure; W/4WD; W/O Snow Plow Pkg..... | 71048                |                                    | Pressure; W/4WD; W/O Snow Plow Pkg.....       | 70933                             |                |             |  |
|                                      |                                      | Return; W/2WD.....                      | ≠70979               | ★18"                               | Return; W/2WD.....                            | ≠70979                            | ★32"           | 39859       |  |
|                                      |                                      | Return; W/4WD.....                      | ≠70551               | ★23"                               | Return; W/4WD; W/O Snow Plow Pkg..            | ≠70551                            | ★18"           | 39135       |  |
|                                      | <b>V-8 400 ENG.; V-8 440 ENG.</b>    |   |                      |                                    | <b>V-8 440 ENG.</b>                           |                                   |                |             |  |
|                                      |                                      | Pressure; W/2WD.....                    | 70930                |                                    | Pressure; W/2WD.....                          | 70930                             |                |             |  |
|                                      |                                      | Pressure; W/4WD; W/O Snow Plow Pkg..... | 71048                |                                    | Pressure; W/4WD; W/O Snow Plow Pkg.....       | 70933                             |                |             |  |
|                                      |                                      | Return; W/2WD.....                      | ≠70979               | ★18"                               | Return; W/2WD.....                            | ≠70979                            | ★24"           | 39859       |  |
|                                      |                                      | Return; W/4WD.....                      | ≠70551               | ★23"                               | Return; W/4WD; W/O Snow Plow Pkg..            | ≠70551                            | ★18"           | 39135       |  |
| <b>LIGHT TRUCKS</b>                  | <b>1977</b>                          |   |                      |                                    | <b>1974</b>                                   |                                   |                |             |  |
|                                      | <b>6-CYL. 225 ENG.</b>               |   |                      |                                    | <b>6-CYL. 225 ENG.</b>                        |                                   |                |             |  |
|                                      |                                      | Pressure; W/2WD.....                    | 70930                |                                    | Pressure; W/2WD.....                          | 70932                             |                |             |  |
|                                      |                                      | Return; W/2WD.....                      | ≠70979               | ★32"                               | Return; W/2WD.....                            | ≠70979                            | ★32"           | 39135       |  |
|                                      |                                      | Return; W/4WD.....                      |                      | ★32"                               | Return; W/4WD; W/O Snow Plow Pkg..            |                                   | ★32"           |             |  |
|                                      | <b>V-8 318 ENG.; V-8 360 ENG.</b>    |   |                      |                                    | <b>V-8 318 ENG.; V-8 360 ENG.</b>             |                                   |                |             |  |
|                                      |                                      | Pressure; W/2WD.....                    | 70930                |                                    | Pressure; W/2WD.....                          | 70932                             |                |             |  |
|                                      |                                      | Pressure; W/4WD; W/O Snow Plow Pkg..... | 70933                |                                    | Pressure; W/4WD; W/O Snow Plow Pkg.....       | 70933                             |                |             |  |
|                                      |                                      | Return; W/2WD.....                      | ≠70979               | ★32"                               | Return; W/2WD.....                            | ≠70979                            | ★32"           | 39859       |  |
|                                      |                                      | Return; W/4WD; W/O Snow Plow Pkg..      | ≠70551               | ★32"                               | Return; W/4WD; W/O Snow Plow Pkg..            | ≠70551                            | ★18"           | 39135       |  |
| <b>MEDIUM/HEAVY TRUCKS</b>           |                                      | Return; W/4WD; W/Snow Plow Pkg.....     | ≠70551               | ★30"                               | 39135   |                                   |                |             |  |
|                                      | <b>V-8 400 ENG.; V-8 440 ENG.</b>    |   |                      |                                    | <b>V-8 400 ENG.; V-8 440 ENG.</b>             |                                   |                |             |  |
|                                      |                                      | Pressure; W/2WD.....                    | 70930                |                                    | Pressure; W/2WD.....                          | 70930                             |                |             |  |
|                                      |                                      | Pressure; W/4WD; W/O Snow Plow Pkg..... | 71034                |                                    | Pressure; W/4WD; W/O Snow Plow Pkg.....       | 70933                             |                |             |  |
|                                      |                                      | Return; W/2WD.....                      | ≠70979               | ★24"                               | Return; W/2WD.....                            | ≠70979                            | ★32"           | 39859       |  |
|                                      |                                      | Return; W/4WD; W/O Snow Plow Pkg..      | ≠70551               | ★18"                               | Return; W/4WD; W/O Snow Plow Pkg..            | ≠70551                            | ★18"           | 39135       |  |
|                                      |                                      | Return; W/4WD; W/Snow Plow Pkg.....     | ≠70551               | ★                                  | Return; W/4WD; W/Snow Plow Pkg.....           | ≠70551                            | ★30"           | 39135       |  |
|                                      | <b>1976</b>                          |   |                      |                                    | <b>1976</b>                                   |                                   |                |             |  |
|                                      | <b>6-CYL. 225 ENG.</b>               |   |                      |                                    | <b>6-CYL. 225 ENG.</b>                        |                                   |                |             |  |
|                                      |                                      | Pressure; W/2WD.....                    | 70932                |                                    | Pressure; W/2WD.....                          | 70932                             |                |             |  |
|                                      | Return; W/2WD.....                   | ≠70979                                  | ★32"                 | Return; W/2WD.....                 | ≠70979  | ★24"                              | 39859          |             |  |
|                                      | Return; W/4WD; W/O Snow Plow Pkg..   |   | ★32"                 | Return; W/4WD; W/O Snow Plow Pkg.. | ≠70551  | ★18"                              | 39135          |             |  |
| <b>BUSES</b>                         | <b>V-8 318 ENG.; V-8 360 ENG.</b>    |   |                      |                                    | <b>V-8 318 ENG.; V-8 360 ENG.</b>             |                                   |                |             |  |
|                                      |                                      | Pressure; W/2WD.....                    | 70932                |                                    | Pressure; W/2WD.....                          | 70932                             |                |             |  |
|                                      |                                      | Pressure; W/4WD; W/O Snow Plow Pkg..... | 70935                |                                    | Pressure; W/4WD; W/O Snow Plow Pkg.....       | 70935                             |                |             |  |
|                                      |                                      | Return; W/2WD.....                      | ≠70979               | ★32"                               | Return; W/2WD.....                            | ≠70979                            | ★32"           | 39859       |  |
|                                      |                                      | Return; W/4WD; W/O Snow Plow Pkg..      | ≠70551               | ★18"                               | Return; W/4WD; W/O Snow Plow Pkg..            | ≠70551                            | ★18"           | 39135       |  |
|                                      |                                      | Return; W/4WD; W/Snow Plow Pkg.....     | ≠70551               | ★                                  | Return; W/4WD; W/Snow Plow Pkg.....           | ≠70551                            | ★30"           | 39135       |  |
|                                      | <b>1976</b>                          |   |                      |                                    | <b>1976</b>                                   |                                   |                |             |  |
|                                      | <b>6-CYL. 225 ENG.</b>               |   |                      |                                    | <b>6-CYL. 225 ENG.</b>                        |                                   |                |             |  |
|                                      |                                      | Pressure; W/2WD.....                    | 70932                |                                    | Pressure; W/2WD.....                          | 70932                             |                |             |  |
|                                      |                                      | Return; W/2WD.....                      | ≠70979               | ★32"                               | Return; W/2WD.....                            | ≠70979                            | ★24"           | 39859       |  |
|                                      | Return; W/4WD; W/O Snow Plow Pkg..   |   | ★32"                 | Return; W/4WD; W/O Snow Plow Pkg.. | ≠70551  | ★18"                              | 39135          |             |  |
| <b>HOSE NUMERICAL</b>                | <b>V-8 318 ENG.; V-8 360 ENG.</b>    |   |                      |                                    | <b>V-8 318 ENG.; V-8 360 ENG.</b>             |                                   |                |             |  |
|                                      |                                      | Pressure; W/2WD.....                    | 70932                |                                    | Pressure; W/2WD.....                          | 70932                             |                |             |  |
|                                      |                                      | Pressure; W/4WD; W/O Snow Plow Pkg..... | 70933                |                                    | Pressure; W/4WD; W/O Snow Plow Pkg.....       | 70933                             |                |             |  |
|                                      |                                      | Return; W/2WD.....                      | ≠70979               | ★32"                               | Return; W/2WD.....                            | ≠70979                            | ★24"           | 39859       |  |
|                                      |                                      | Return; W/4WD; W/O Snow Plow Pkg..      | ≠70551               | ★18"                               | Return; W/4WD; W/O Snow Plow Pkg..            | ≠70551                            | ★18"           | 39135       |  |
|                                      |                                      | Return; W/4WD; W/Snow Plow Pkg.....     | ≠70551               | ★30"                               | Return; W/4WD; W/Snow Plow Pkg.....           | ≠70551                            | ★30"           | 39135       |  |
|                                      | <b>1976</b>                          |   |                      |                                    | <b>1976</b>                                   |                                   |                |             |  |
|                                      | <b>6-CYL. 225 ENG.</b>               |   |                      |                                    | <b>6-CYL. 225 ENG.</b>                        |                                   |                |             |  |
|                                      |                                      | Pressure; W/2WD.....                    | 70932                |                                    | Pressure; W/2WD.....                          | 70932                             |                |             |  |
|                                      |                                      | Return; W/2WD.....                      | ≠70979               | ★32"                               | Return; W/2WD.....                            | ≠70979                            | ★24"           | 39859       |  |
|                                      | Return; W/4WD; W/O Snow Plow Pkg..   |   | ★32"                 | Return; W/4WD; W/O Snow Plow Pkg.. | ≠70551  | ★18"                              | 39135          |             |  |
| <b>REPAIR KITS</b>                   | <b>V-8 318 ENG.; V-8 360 ENG.</b>    |   |                      |                                    | <b>V-8 318 ENG.; V-8 360 ENG.</b>             |                                   |                |             |  |
|                                      |                                      | Pressure; W/2WD.....                    | 70932                |                                    | Pressure; W/2WD.....                          | 70932                             |                |             |  |
|                                      |                                      | Pressure; W/4WD; W/O Snow Plow Pkg..... | 70933                |                                    | Pressure; W/4WD; W/O Snow Plow Pkg.....       | 70933                             |                |             |  |
|                                      |                                      | Return; W/2WD.....                      | ≠70979               | ★32"                               | Return; W/2WD.....                            | ≠70979                            | ★24"           | 39859       |  |
|                                      |                                      | Return; W/4WD; W/O Snow Plow Pkg..      | ≠70551               | ★18"                               | Return; W/4WD; W/O Snow Plow Pkg..            | ≠70551                            | ★18"           | 39135       |  |
|                                      |                                      | Return; W/4WD; W/Snow Plow Pkg.....     | ≠70551               | ★30"                               | Return; W/4WD; W/Snow Plow Pkg.....           | ≠70551                            | ★30"           | 39135       |  |
|                                      | <b>V-8 400 ENG.; V-8 440 ENG.</b>    |   |                      |                                    | <b>V-8 400 ENG.; V-8 440 ENG.</b>             |                                   |                |             |  |
|                                      |                                      | Pressure; W/2WD.....                    | 70930                |                                    | Pressure; W/2WD.....                          | 70930                             |                |             |  |
|                                      |                                      | Pressure; W/4WD; W/O Snow Plow Pkg..... | 70933                |                                    | Pressure; W/4WD; W/O Snow Plow Pkg.....       | 70933                             |                |             |  |
|                                      |                                      | Return; W/2WD.....                      | ≠70979               | ★24"                               | Return; W/2WD.....                            | ≠70979                            | ★24"           | 39859       |  |
|                                      | Return; W/4WD; W/O Snow Plow Pkg..   | ≠70551                                  | ★18"                 | Return; W/4WD; W/O Snow Plow Pkg.. | ≠70551  | ★12"                              |                |             |  |
| <b>KIT NUMERICAL</b>                 | <b>1976</b>                          |   |                      |                                    | <b>1976</b>                                   |                                   |                |             |  |
|                                      | <b>6-CYL. 225 ENG.</b>               |   |                      |                                    | <b>6-CYL. 225 ENG.</b>                        |                                   |                |             |  |
|                                      |                                      | Pressure; W/2WD.....                    | 70932                |                                    | Pressure; W/2WD.....                          | 70932                             |                |             |  |
|                                      |                                      | Return; W/2WD.....                      | ≠70979               | ★32"                               | Return; W/2WD.....                            | ≠70979                            | ★24"           | 39859       |  |
|                                      |                                      | Return; W/4WD; W/O Snow Plow Pkg..      |                      | ★32"                               | Return; W/4WD; W/O Snow Plow Pkg..            | ≠70551                            | ★18"           | 39135       |  |
|                                      | <b>V-8 318 ENG.; V-8 360 ENG.</b>    |   |                      |                                    | <b>V-8 318 ENG.; V-8 360 ENG.</b>             |                                   |                |             |  |
|                                      |                                      | Pressure; W/2WD.....                    | 70932                |                                    | Pressure; W/2WD.....                          | 70932                             |                |             |  |
|                                      |                                      | Pressure; W/4WD; W/O Snow Plow Pkg..... | 70933                |                                    | Pressure; W/4WD; W/O Snow Plow Pkg.....       | 70933                             |                |             |  |
|                                      |                                      | Return; W/2WD.....                      | ≠70979               | ★24"                               | Return; W/2WD.....                            | ≠70979                            | ★24"           | 39859       |  |
|                                      |                                      | Return; W/4WD; W/O Snow Plow Pkg..      | ≠70551               | ★18"                               | Return; W/4WD; W/O Snow Plow Pkg..            | ≠70551                            | ★12"           |             |  |
| <b>ILLUSTRATIONS</b>                 | <b>1976</b>                          |   |                      |                                    | <b>1976</b>                                   |                                   |                |             |  |
|                                      | <b>6-CYL. 225 ENG.</b>               |   |                      |                                    | <b>6-CYL. 225 ENG.</b>                        |                                   |                |             |  |
|                                      |                                      | Pressure; W/2WD.....                    | 70932                |                                    | Pressure; W/2WD.....                          | 70932                             |                |             |  |
|                                      |                                      | Return; W/2WD.....                      | ≠70979               | ★32"                               | Return; W/2WD.....                            | ≠70979                            | ★24"           | 39859       |  |
|                                      |                                      | Return; W/4WD; W/O Snow Plow Pkg..      |                      | ★32"                               | Return; W/4WD; W/O Snow Plow Pkg..            | ≠70551                            | ★18"           | 39135       |  |
|                                      | <b>V-8 318 ENG.; V-8 360 ENG.</b>    |   |                      |                                    | <b>V-8 318 ENG.; V-8 360 ENG.</b>             |                                   |                |             |  |
|                                      |                                      | Pressure; W/2WD.....                    | 70932                |                                    | Pressure; W/2WD.....                          | 70932                             |                |             |  |
|                                      |                                      | Pressure; W/4WD; W/O Snow Plow Pkg..... | 70933                |                                    | Pressure; W/4WD; W/O Snow Plow Pkg.....       | 70933                             |                |             |  |
|                                      |                                      | Return; W/2WD.....                      | ≠70979               | ★24"                               | Return; W/2WD.....                            | ≠70979                            | ★24"           | 39859       |  |
|                                      |                                      | Return; W/4WD; W/O Snow Plow Pkg..      | ≠70551               | ★18"                               | Return; W/4WD; W/O Snow Plow Pkg..            | ≠70551                            | ★12"           |             |  |

\* Cut From C.P.E. 3/8" I.D. Hose: 71350 (48"), 81352 (25').  
 † Cut From S.A.E. 11/32" I.D. Hose: 80062 (12"), 80063 (24"), 80064 (36"), 81353 (25').  
 ★ Cut From S.A.E. 3/8" I.D. Hose: 71224 (24"), 71236 (36"), 71206 (48"), 81206 (25'). May Also Use 3/8" C.P.E.  
 ❖ Cut From S.A.E. 5/8" I.D. Hose: 71351 (36").  
 □ Cut From 1/2" I.D. Suction Hose: 71296 (36"), 81354 (10').  
 ❖ Cut From 5/8" I.D. Suction Hose: 71207 (42"), 81355 (10').  
 ✱ Cut From 3/4" I.D. Suction Hose: 71297 (36"), 81356 (10').  
 ☆ See Page A14 For Pump or Gear Identification.

Ⓜ Two Required.  
 Ⓝ Three Required.  
 Ⓞ Four Required.  
 ≠ Cut To Fit.  
 Ⓢ Replaces Both Upper and Lower Hose.  
 ▲ 252660 Adaptor Required For Some Models.  
 ❖ See Page A6 For Installation Procedure.

# Power Steering Hose for Light Trucks

| Application                                 | Assembly Number | Multi-Use Hose | End Fitting | Application   | Assembly Number | Multi-Use Hose | End Fitting |                                      |
|---|-----------------|----------------|-------------|---|-----------------|----------------|-------------|--------------------------------------|
| <b>PLYMOUTH - Continued</b>                 |                 |                |             | <b>PONTIAC - Continued</b>                                    |                 |                |             | <b>SYSTEM PUMP &amp; GEAR IDENT.</b> |
| <b>VOYAGER - Continued</b>                  |                 |                |             | <b>TRANS SPORT - Continued</b>                                |                 |                |             |                                      |
| <b>1993-1991</b>                            |                 |                |             | <b>1991-1990</b>  |                 |                |             | <b>SYSTEM &amp; COMPONENT IDENT.</b> |
| <b>4-CYL. 2.5 L ENG.</b>                    |                 |                |             | <b>V-6 3.1 L ENG.</b>   |                 |                |             |                                      |
| Pressure .....                              | 91650           |                |             | Pressure .....  | 91674           |                |             |                                      |
| Return .....                                |                 | ★10"           |             | Return - Cooler To Pipe .....                                 |                 | ★12"           |             |                                      |
| <b>V-6 3.0 L ENG.</b>                       |                 |                |             | Return - Gear To Cooler .....                                 |                 |                |             | ★11"                                 |
| Pressure .....                              | 91644           |                |             | Return - Pipe To Pump; W/Cooler .....                         |                 | ★3"            |             |                                      |
| Return .....                                |                 | ★13"           |             | <b>SUZUKI</b>   |                 |                |             |                                      |
| <b>V-6 3.3 L ENG.</b>                       |                 |                |             | <b>SIDEKICK</b>   |                 |                |             |                                      |
| Pressure; W/AWD .....                       | 91734           |                |             | <b>1995-1992</b>  |                 |                |             |                                      |
| Pressure; W/FWD .....                       | 91675           |                |             | <b>4-CYL. 1.6 L ENG.</b>                                      |                 |                |             |                                      |
| Reservoir .....                             |                 | ⊕11"           |             | Pressure .....  | 71661           |                |             |                                      |
| Return; W/AWD .....                         |                 | ★16"           |             | Reservoir .....   |                 | ♣              |             |                                      |
| Return; W/FWD .....                         |                 | ★12"           |             | Return .....  |                 | ★7"            |             |                                      |
| <b>1990-1988</b>                            |                 |                |             | <b>1991-1989</b>  |                 |                |             | <b>PASS. CARS</b>                    |
| <b>4-CYL. 2.5 L ENG.</b>                    |                 |                |             | <b>4-CYL. 1.6 L ENG.</b>                                      |                 |                |             |                                      |
| Pressure .....                              | 91650           |                |             | Pressure .....  | 71661           |                |             |                                      |
| Return .....                                |                 | ★10"           |             | Return .....  |                 | ★7"            |             |                                      |
| <b>V-6 3.0 L ENG.</b>                       |                 |                |             | <b>1991-1989</b>  |                 |                |             | <b>LIGHT TRUCKS</b>                  |
| Pressure .....                              | 91644           |                |             | <b>4-CYL. 1.6 L ENG.</b>                                      |                 |                |             |                                      |
| Return .....                                |                 | ★13"           |             | Pressure .....  | 71661           |                |             |                                      |
| <b>1987</b>                                 |                 |                |             | Return .....  |                 |                |             | ★7"                                  |
| <b>4-CYL. 2.2 L ENG.</b>                    |                 |                |             | <b>TOYOTA</b>   |                 |                |             |                                      |
| Pressure .....                              | 91476           |                |             | <b>LAND CRUISER</b>   |                 |                |             |                                      |
| Return .....                                |                 | ★10"           |             | <b>1995-1993</b>  |                 |                |             |                                      |
| <b>4-CYL. 2.5 L ENG.; 4-CYL. 2.6 L ENG.</b> |                 |                |             | <b>6-CYL. 4.5 L ENG.</b>                                      |                 |                |             |                                      |
| Pressure .....                              | 91650           |                |             | Pressure .....  | 92013           |                |             |                                      |
| Return .....                                |                 | ★10"           |             | Reservoir .....   |                 | ⊕12"           |             |                                      |
| <b>V-6 3.0 L ENG.</b>                       |                 |                |             | Return - Cooler To Reservoir .....                            |                 |                |             | ★18"                                 |
| Pressure .....                              | 91644           |                |             | Return - Gear To Cooler .....                                 |                 | ★10"           |             |                                      |
| Return .....                                |                 | ★13"           |             | <b>1992-1991</b>  |                 |                |             |                                      |
| <b>1986</b>                                 |                 |                |             | <b>6-CYL. 4.0 L ENG.</b>                                      |                 |                |             |                                      |
| <b>4-CYL. 2.2 L ENG.</b>                    |                 |                |             | Pressure .....  |                 |                |             | 91760                                |
| Pressure .....                              | 91476           |                |             | Return - Gear To Cooler .....                                 |                 | ★10"           |             |                                      |
| Return .....                                |                 | ★10"           |             | <b>1990</b>   |                 |                |             |                                      |
| <b>4-CYL. 2.6 L ENG.</b>                    |                 |                |             | <b>6-CYL. 4.0 L ENG.</b>                                      |                 |                |             |                                      |
| Pressure; May 1 & Older .....               | 91476           |                |             | Pressure .....  | 91760           |                |             |                                      |
| Pressure; May 2 & Newer .....               | 91650           |                |             | Return - Cooler To Reservoir .....                            |                 | ★24"           |             |                                      |
| Return .....                                |                 | ★10"           |             | Return - Gear To Cooler .....                                 |                 | ★10"           |             |                                      |
| <b>1985-1984</b>                            |                 |                |             | <b>1989-1988</b>  |                 |                |             | <b>HOSE NUMERICAL</b>                |
| <b>4-CYL. 2.2 L ENG.; 4-CYL. 2.6 L ENG.</b> |                 |                |             | <b>6-CYL. 4.0 L ENG.</b>                                      |                 |                |             |                                      |
| Pressure .....                              | 91476           |                |             | Pressure .....  | 91698           |                |             |                                      |
| Return .....                                |                 | ★10"           |             | Return - Cooler To Reservoir .....                            |                 | ★24"           |             |                                      |
| <b>PONTIAC</b>                              |                 |                |             | Return - Gear To Cooler .....                                 |                 |                |             | ★12"                                 |
| <b>TRANS SPORT</b>                          |                 |                |             | <b>1987-1986</b>  |                 |                |             | <b>REPAIR KITS</b>                   |
| <b>1995-1992</b>                            |                 |                |             | <b>4-CYL. 3.4 L DIESEL ENG. (CANADA); 6-CYL. 4.0 L DIESEL</b> |                 |                |             |                                      |
| <b>V-6 3.1 L ENG.</b>                       |                 |                |             | <b>ENG. (CANADA)</b>  |                 |                |             |                                      |
| Pressure .....                              | 91674           |                |             | Return - Cooler To Reservoir .....                            |                 | ★20"           |             |                                      |
| Return - Cooler To Pipe .....               |                 | ★12"           |             | Return - Gear To Cooler .....                                 |                 | ★10"           |             |                                      |
| Return - Gear To Cooler .....               |                 | ★11"           |             | <b>6-CYL. 4.2 L ENG.</b>                                      |                 |                |             |                                      |
| Return - Pipe To Pump; W/Cooler .....       |                 | ★3"            |             | Pressure .....  | 71210           |                |             |                                      |
| <b>V-6 3.8 L ENG.</b>                       |                 |                |             | Return - Cooler To Reservoir .....                            |                 |                |             | ★20"                                 |
| Pressure .....                              | 91710           |                |             | Return - Gear To Cooler .....                                 |                 | ★10"           |             |                                      |
| Return - Cooler To Pump .....               |                 | ★24"           |             | <b>1985-1984</b>  |                 |                |             |                                      |
| Return - From Gear; W/Cooler .....          | 91939           |                |             | <b>4-CYL. 2.2 L ENG.; 4-CYL. 2.6 L ENG.</b>                   |                 |                |             |                                      |

- ★ Cut From C.P.E. 3/8" I.D. Hose: 71350 (48"), 81352 (25').
- † Cut From S.A.E. 11/32" I.D. Hose: 80062 (12"), 80063 (24"), 80064 (36"), 81353 (25').
- ★ Cut From S.A.E. 3/8" I.D. Hose: 71224 (24"), 71236 (36"), 71206 (48"), 81206 (25'). May Also Use 3/8" C.P.E.
- ♣ Cut From S.A.E. 5/8" I.D. Hose: 71351 (36").
- Cut From 1/2" I.D. Suction Hose: 71296 (36"), 81354 (10').
- ⊕ Cut From 5/8" I.D. Suction Hose: 71207 (42"), 81355 (10').
- ★ Cut From 3/4" I.D. Suction Hose: 71297 (36"), 81356 (10').
- ☆ See Page A14 For Pump or Gear Identification.

- Ⓜ Two Required.
- Ⓝ Three Required.
- Ⓞ Four Required.
- ⊕ Cut To Fit.
- ♣ Replaces Both Upper and Lower Hose.
- ▲ 252660 Adaptor Required For Some Models.
- ♣ See Page A6 For Installation Procedure.

**ILLUSTRATIONS**



# Power Steering Hose for Light Trucks

| Application  | Assembly Number | Multi-Use Hose | End Fitting | Application  | Assembly Number | Multi-Use Hose | End Fitting |
|--|-----------------|----------------|-------------|--|-----------------|----------------|-------------|
| <b>TOYOTA - Continued</b>                            |                 |                |             | <b>TOYOTA - Continued</b>                          |                 |                |             |
| <b>PICKUP - Continued</b>                            |                 |                |             | <b>PICKUP - Continued</b>                          |                 |                |             |
| <b>1988 - Continued</b>                              |                 |                |             | <b>1984 - Continued</b>                            |                 |                |             |
| <b>4-CYL. 2.4 L ENG. - Continued</b>                 |                 |                |             | <b>4-CYL. 2.4 L DIESEL ENG.</b>                    |                 |                |             |
| Return - Gear To Cooler; W/4WD; W/O Turbo .....      |                 |                | ★9"         | Reservoir .....                                    |                 |                | ✧22"        |
| Return - Gear To Cooler; W/Turbo .....               |                 |                | ★10"        | Return - Gear To Pipe .....                        |                 |                | ★14"        |
|  |                 |                |             | Return - Pipe To Reservoir .....                   |                 |                | ★13"        |
| <b>V-6 3.0 L ENG.</b>                                |                 |                |             | <b>1983-1982</b>                                   |                 |                |             |
| Pressure .....                                       | 91680           |                |             | <b>4-CYL. 2.2 L DIESEL ENG.; 4-CYL. 2.4 L ENG.</b> |                 |                |             |
| Return - Gear To Pipe .....                          |                 |                | ★14"        | Pressure .....                                     | 71171           |                |             |
| Return - Pipe To Reservoir .....                     |                 |                | ★20"        | Reservoir .....                                    |                 |                | ✧15"        |
|  |                 |                |             | Return - Cooler To Reservoir .....                 |                 |                | ★11"        |
|  |                 |                |             | Return - Gear To Cooler .....                      |                 |                | ★10"        |
| <b>1987</b>  |                 |                |             | <b>1981</b>  |                 |                |             |
| <b>4-CYL. 2.4 L ENG.</b>                             |                 |                |             | <b>4-CYL. 2.2 L DIESEL ENG.; 4-CYL. 2.4 L ENG.</b> |                 |                |             |
| Pressure; W/2WD; W/O Turbo .....                     | 91596           |                |             | Pressure .....                                     | 71171           |                |             |
| Pressure; W/4WD; W/O Turbo .....                     | 91645           |                |             | Reservoir .....                                    |                 |                | ✧           |
| Reservoir .....                                      |                 |                | ✧13"        | Return .....                                       |                 |                | ★           |
| Return - Cooler To Reservoir; W/2WD; W/O Turbo ..... |                 |                | ★19"        | <b>1980</b>  |                 |                |             |
| Return - Cooler To Reservoir; W/4WD; W/O Turbo ..... |                 |                | ★20"        | <b>4-CYL. 2.2 L ENG.</b>                           |                 |                |             |
| Return - Cooler To Reservoir; W/Turbo .....          |                 |                | ★19"        | Pressure; W/2WD .....                              | 71171           |                |             |
| Return - Gear To Cooler; W/2WD; W/O Turbo .....      |                 |                | ★11"        | Pressure; W/4WD .....                              | 71169           |                |             |
| Return - Gear To Cooler; W/4WD; W/O Turbo .....      |                 |                | ★9"         | Reservoir .....                                    |                 |                | ✧           |
| Return - Gear To Cooler; W/Turbo .....               |                 |                | ★10"        | Return .....                                       |                 |                | ★           |
| <b>1986</b>  |                 |                |             | <b>1979-1978</b>                                   |                 |                |             |
| <b>4-CYL. 2.4 L ENG.</b>                             |                 |                |             | <b>4-CYL. 134 ENG.</b>                             |                 |                |             |
| Pressure; W/2WD; W/O Turbo .....                     | 91520           |                |             | Pressure; W/2WD .....                              | 71171           |                |             |
| Pressure; W/4WD; W/O Turbo .....                     | 91645           |                |             | Pressure; W/4WD .....                              | 71169           |                |             |
| Pressure; W/Turbo .....                              | 91550           |                |             | Reservoir .....                                    |                 |                | ✧           |
| Reservoir .....                                      |                 |                | ✧13"        | Return .....                                       |                 |                | ★           |
| Return - Cooler To Reservoir .....                   |                 |                | ★20"        | <b>PREVIA</b>                                      |                 |                |             |
| Return - Gear To Cooler; W/O Turbo .....             |                 |                | ★10"        | <b>1995-1994</b>                                   |                 |                |             |
| Return - Gear To Cooler; W/Turbo .....               |                 |                | ★9"         | <b>4-CYL. 2.4 L ENG.</b>                           |                 |                |             |
| <b>4-CYL. 2.4 L DIESEL ENG.</b>                      |                 |                |             | Pressure; W/O Supercharger .....                   |                 |                |             |
| Reservoir .....                                      |                 |                | ✧13"        |  | 80109           |                |             |
| Return - Gear To Pipe .....                          |                 |                | ★14"        | Return; W/O Supercharger .....                     |                 |                | ★21"        |
| Return - Pipe To Reservoir .....                     |                 |                | ★13"        | Return; W/Supercharger .....                       |                 |                | ★           |
| <b>1985</b>  |                 |                |             | <b>1993-1991</b>                                   |                 |                |             |
| <b>4-CYL. 2.4 L ENG.</b>                             |                 |                |             | <b>4-CYL. 2.4 L ENG.</b>                           |                 |                |             |
| Pressure; W/2WD; W/O Turbo .....                     | 91520           |                |             | Pressure .....                                     | 80109           |                |             |
| Pressure; W/4WD; W/O Turbo .....                     | 71260           |                |             | Return .....                                       |                 |                | ★21"        |
| Pressure; W/Turbo .....                              | 91550           |                |             | <b>T100</b>  |                 |                |             |
| Reservoir; W/O Turbo .....                           |                 |                | ✧13"        | <b>1995</b>  |                 |                |             |
| Reservoir; W/Turbo .....                             |                 |                | ✧15"        | <b>4-CYL. 2.7 L ENG.</b>                           |                 |                |             |
| Return - Cooler To Reservoir .....                   |                 |                | ★20"        | Return - Gear To Pipe; W/2WD; W/O                  |                 |                |             |
| Return - Gear To Cooler; W/O Turbo .....             |                 |                | ★10"        | Anti-Lock Brake System .....                       |                 |                | ★14"        |
| Return - Gear To Cooler; W/Turbo .....               |                 |                | ★11"        | Return - Pipe To Reservoir; W/2WD;                 |                 |                |             |
| <b>4-CYL. 2.4 L DIESEL ENG.</b>                      |                 |                |             |  |                 |                | ★28"        |
| Reservoir .....                                      |                 |                | ✧22"        | W/O Anti-Lock Brake System .....                   |                 |                |             |
| Return - Gear To Pipe .....                          |                 |                | ★14"        | <b>V-6 3.4 L ENG.</b>                              |                 |                |             |
| Return - Pipe To Reservoir .....                     |                 |                | ★13"        | Return - Gear To Pipe; W/2WD; W/O                  |                 |                |             |
| <b>1984</b>  |                 |                |             |  |                 |                | ★13"        |
| <b>4-CYL. 2.4 L ENG.</b>                             |                 |                |             |  |                 |                | ★13"        |
| Pressure; W/2WD .....                                | 91520           |                |             | Return - Pipe To Reservoir; W/O                    |                 |                |             |
| Pressure; W/4WD .....                                | 71260           |                |             | Anti-Lock Brake System .....                       |                 |                | ★14"        |
| Reservoir .....                                      |                 |                | ✧13"        | <b>ILLUSTRATIONS</b>                               |                 |                |             |
| Return - Cooler To Reservoir .....                   |                 |                | ★20"        |  |                 |                |             |
| Return - Gear To Cooler .....                        |                 |                | ★10"        |  |                 |                |             |

\* Cut From C.P.E. 3/8" I.D. Hose: 71350 (48"), 81352 (25").

† Cut From S.A.E. 11/32" I.D. Hose: 80062 (12"), 80063 (24"), 80064 (36"), 81353 (25").

★ Cut From S.A.E. 3/8" I.D. Hose: 71224 (24"), 71236 (36"), 71206 (48"), 81206 (25"). May Also Use 3/8" C.P.E.

✧ Cut From S.A.E. 5/8" I.D. Hose: 71351 (36").

□ Cut From 1/2" I.D. Suction Hose: 71296 (36"), 81354 (10").

✧ Cut From 5/8" I.D. Suction Hose: 71207 (42"), 81355 (10").

✧ Cut From 3/4" I.D. Suction Hose: 71297 (36"), 81356 (10").

☆ See Page A14 For Pump or Gear Identification.

② Two Required.

③ Three Required.

④ Four Required.

✧ Cut To Fit.

✧ Replaces Both Upper and Lower Hose.

▲ 252660 Adaptor Required For Some Models.

✧ See Page A6 For Installation Procedure.

SYSTEM  
PUMP &  
GEAR  
IDENT.

SYSTEM &  
COM-  
PONENT  
IDENT.

PASS.  
CARS

LIGHT  
TRUCKS

MEDIUM/  
HEAVY  
TRUCKS

BUSES

HOSE  
NUMER-  
ICAL

REPAIR  
KITS

KIT  
NUMER-  
ICAL



# Power Steering Hose for Light Trucks

|                                      | Application                                 | Assembly Number | Multi-Use Hose | End Fitting | Application                           | Assembly Number | Multi-Use Hose | End Fitting |
|--------------------------------------|---|-----------------|----------------|-------------|---------------------------------------|-----------------|----------------|-------------|
| <b>SYSTEM PUMP &amp; GEAR IDENT.</b> | <b>TOYOTA - Continued</b>                   |                 |                |             | <b>TOYOTA - Continued</b>             |                 |                |             |
| <b>SYSTEM &amp; COMPONENT IDENT.</b> | <b>T100 - Continued</b>                     |                 |                |             | <b>VAN</b>                            |                 |                |             |
| <b>PASS. CARS</b>                    | <b>1994</b>                                 |                 |                |             | <b>1989</b>                           |                 |                |             |
|                                      | <b>4-CYL. 2.7 L ENG.</b>                    |                 |                |             | <b>4-CYL. 2.2 L ENG.</b>              |                 |                |             |
|                                      | Return - Gear To Pipe; W/2WD;               |                 |                |             | Pressure - To Gear; W/2WD .....       | 71353           |                |             |
|                                      | W/Anti-Lock Brake System .....              |                 | ★13"           |             | Pressure - To Gear; W/4WD .....       | 71357           |                |             |
|                                      | Return - Gear To Pipe; W/2WD; W/O           |                 |                |             | Return - Gear To Pipe; W/2WD .....    |                 | ★6"            |             |
|                                      | Anti-Lock Brake System .....                |                 | ★11"           |             | Return - Gear To Pipe; W/4WD .....    |                 | ★16"           |             |
|                                      | Return - Pipe To Brake Box; W/2WD;          |                 |                |             | Return - Pipe To Pipe; W/2WD .....    |                 | ★6"            |             |
|                                      | W/Anti-Lock Brake System .....              |                 | ★7"            |             | Return - Pipe To Reservoir .....      |                 | ★8"            |             |
|                                      | Return - Pipe To Reservoir; W/2WD;          |                 |                |             | <b>1988-1987</b>                      |                 |                |             |
|                                      | W/O Anti-Lock Brake System .....            |                 | ★17"           |             | <b>4-CYL. 2.2 L ENG.</b>              |                 |                |             |
|                                      | Return - To Reservoir; W/2WD;               |                 |                |             | Pressure - From Pump; W/2WD .....     | 91594           |                |             |
|                                      | W/Anti-Lock Brake System .....              |                 | ★17"           |             | Pressure - To Gear; W/2WD .....       | 71353           |                |             |
|                                      | <b>V-6 3.0 L ENG.</b>                       |                 |                |             | Pressure - To Gear; W/4WD .....       | 71357           |                |             |
|                                      | Return - Gear To Pipe; W/2WD .....          |                 | ★13"           |             | Reservoir .....                       |                 | ⊕              |             |
|                                      | Return - Gear To Pipe; W/4WD;               |                 |                |             | Return - Gear To Pipe; W/2WD .....    |                 | ★6"            |             |
|                                      | W/Anti-Lock Brake System .....              |                 | ★13"           |             | Return - Gear To Pipe; W/4WD .....    |                 | ★16"           |             |
|                                      | Return - Pipe To Brake Box;                 |                 |                |             | Return - Pipe To Pipe; W/2WD .....    |                 | ★6"            |             |
|                                      | W/Anti-Lock Brake System .....              |                 | ★7"            |             | Return - Pipe To Reservoir .....      |                 | ★8"            |             |
| <b>LIGHT TRUCKS</b>                  | Return - Pipe To Reservoir; W/2WD;          |                 |                |             | <b>1986</b>                           |                 |                |             |
|                                      | W/O Anti-Lock Brake System .....            |                 | ★16"           |             | <b>4-CYL. 2.2 L ENG.</b>              |                 |                |             |
|                                      | Return - To Reservoir; W/2WD;               |                 |                |             | Pressure - From Pump .....            | 91593           |                |             |
|                                      | W/Anti-Lock Brake System .....              |                 | ★17"           |             | Pressure - To Gear .....              | 71353           |                |             |
|                                      | Return - To Reservoir; W/4WD;               |                 |                |             | Reservoir .....                       |                 | ⊕              |             |
|                                      | W/Anti-Lock Brake System .....              |                 | ★19"           |             | Return - To Pump .....                |                 | ★8"            |             |
|                                      | Return - To Reservoir; W/4WD; W/O           |                 |                |             | <b>1985-1984</b>                      |                 |                |             |
|                                      | Anti-Lock Brake System .....                |                 | ★17"           |             | <b>4-CYL. 2.0 L ENG.</b>              |                 |                |             |
| <b>MEDIUM/HEAVY TRUCKS</b>           | <b>1993</b>                                 |                 |                |             | Pressure .....                        | 91519           |                |             |
|                                      | <b>V-6 3.0 L ENG.</b>                       |                 |                |             | Reservoir .....                       |                 | ⊕              |             |
|                                      | Return - Gear To Pipe; W/4WD;               |                 |                |             | Return .....                          |                 | ★8"            |             |
|                                      | W/Anti-Lock Brake System .....              |                 | ★13"           |             | <b>4 RUNNER</b>                       |                 |                |             |
|                                      | Return - Gear To Pipe; W/RWD .....          |                 | ★13"           |             | <b>1995-1991</b>                      |                 |                |             |
|                                      | Return - Pipe To Brake Box; W/RWD;          |                 |                |             | <b>4-CYL. 2.4 L ENG.</b>              |                 |                |             |
|                                      | W/Anti-Lock Brake System .....              |                 | ★7"            |             | Pressure; W/O Anti-Lock Brake System  | 91681           |                |             |
|                                      | Return - Pipe To Reservoir; W/RWD;          |                 |                |             | Return - Cooler To Reservoir;         |                 |                |             |
|                                      | W/O Anti-Lock Brake System .....            |                 | ★16"           |             | W/Anti-Lock Brake System .....        |                 | ★              |             |
|                                      | Return - To Reservoir; W/4WD;               |                 |                |             | Return - Cooler To Reservoir; W/O     |                 |                |             |
|                                      | W/Anti-Lock Brake System .....              |                 | ★19"           |             | Anti-Lock Brake System .....          |                 | ★17"           |             |
|                                      | Return - To Reservoir; W/4WD; W/O           |                 |                |             | Return - Gear To Cooler; W/Anti-Lock  |                 | ★16"           |             |
|                                      | Anti-Lock Brake System .....                |                 | ★22"           |             | Brake System .....                    |                 |                |             |
|                                      | Return - To Reservoir; W/RWD;               |                 |                |             | Return - Gear To Cooler; W/O          |                 |                |             |
|                                      | W/Anti-Lock Brake System .....              |                 | ★17"           |             | Anti-Lock Brake System .....          |                 | ★10"           |             |
| <b>BUSES</b>                         | <b>TACOMA</b>                               |                 |                |             | Return - Pipe To Reservoir;           |                 |                |             |
|                                      | <b>1995</b>                                 |                 |                |             | W/Anti-Lock Brake System .....        |                 | ★24"           |             |
|                                      | <b>4-CYL. 2.4 L ENG.; 4-CYL. 2.7 L ENG.</b> |                 |                |             | Return - Pipe To Valve; W/Anti-Lock   |                 | ★              |             |
|                                      | Return - Cooler To Reservoir; W/2WD ..      |                 | ★15"           |             | <b>V-6 3.0 L ENG.</b>                 |                 |                |             |
|                                      | Return - Cooler To Reservoir; W/Auto.       |                 |                |             | Pressure; W/O Anti-Lock Brake System  | 91679           |                |             |
|                                      | Trans.; W/4WD .....                         |                 | ★23"           |             | Pressure - From Pump; W/Anti-Lock     |                 |                |             |
|                                      | Return - Cooler To Reservoir; W/Man.        |                 |                |             | Brake System .....                    | 71877           |                |             |
|                                      | Trans.; W/4WD .....                         |                 | ★20"           |             | Pressure - To Gear; W/Anti-Lock Brake |                 |                |             |
|                                      | Return - Gear To Cooler; W/2WD .....        |                 | ★6"            |             | System .....                          | 91764           |                |             |
|                                      | Return - Gear To Cooler; W/Auto.            |                 |                |             | Return - Cooler To Reservoir;         |                 |                |             |
|                                      | Trans.; W/4WD .....                         |                 | ★8"            |             | W/Anti-Lock Brake System .....        |                 | ★              |             |
|                                      | Return - Gear To Cooler; W/Man.             |                 |                |             | Return - Cooler To Reservoir; W/O     |                 |                |             |
|                                      | Trans.; W/4WD .....                         |                 | ★10"           |             | Anti-Lock Brake System .....          |                 | ★21"           |             |
|                                      | <b>V-6 3.4 L ENG.</b>                       |                 |                |             | Return - Gear To Cooler; W/O          |                 |                |             |
|                                      | Return - Gear To Pipe; W/2WD .....          |                 | ★13"           |             | Anti-Lock Brake System .....          |                 | ★17"           |             |
|                                      | Return - Gear To Pipe; W/4WD .....          |                 | ★8"            |             | Return - Gear To Pipe; W/Anti-Lock    |                 |                |             |
|                                      | Return - Pipe To Reservoir; W/2WD .....     |                 | ★15"           |             | Brake System .....                    |                 | ★16"           |             |
|                                      | Return - Pipe To Reservoir; W/4WD .....     |                 | ★13"           |             |                                       |                 |                |             |

\* Cut From C.P.E. 3/8" I.D. Hose: 71350 (48"), 81352 (25').

† Cut From S.A.E. 11/32" I.D. Hose: 80062 (12"), 80063 (24"), 80064 (36"), 81353 (25').

★ Cut From S.A.E. 3/8" I.D. Hose: 71224 (24"), 71236 (36"), 71206 (48"), 81206 (25'). May Also Use 3/8" C.P.E.

♣ Cut From S.A.E. 5/8" I.D. Hose: 71351 (36").

□ Cut From 1/2" I.D. Suction Hose: 71296 (36"), 81354 (10').

⊕ Cut From 5/8" I.D. Suction Hose: 71207 (42"), 81355 (10').

⊗ Cut From 3/4" I.D. Suction Hose: 71297 (36"), 81356 (10').

☆ See Page A14 For Pump or Gear Identification.

② Two Required.

③ Three Required.

④ Four Required.

⊗ Cut To Fit.

⊕ Replaces Both Upper and Lower Hose.

▲ 252660 Adaptor Required For Some Models.

⊗ See Page A6 For Installation Procedure.

# Power Steering Hose for Light Trucks

| Application   | Assembly Number | Multi-Use Hose | End Fitting | Application   | Assembly Number | Multi-Use Hose | End Fitting |
|---|-----------------|----------------|-------------|---|-----------------|----------------|-------------|
| <b>TOYOTA - Continued</b>   |                 |                |             | <b>TOYOTA - Continued</b>   |                 |                |             |
| <b>4 RUNNER - Continued</b>                                       |                 |                |             | <b>4 RUNNER - Continued</b>   |                 |                |             |
| <b>1995-1991 - Continued</b>                                      |                 |                |             | <b>1987-1986</b>  |                 |                |             |
| <b>V-6 3.0 L ENG. - Continued</b>                                 |                 |                |             | <b>4-CYL. 2.4 L ENG.</b>  |                 |                |             |
| Return - Pipe To Reservoir;<br>W/Anti-Lock Brake System.....      |                 | ★24"           |             | Pressure .....  | 91645           |                |             |
| Return - Pipe To Valve; W/Anti-Lock<br>Brake System.....          |                 | ★              |             | Reservoir .....   |                 | ↔13"           |             |
|   |                 |                |             | Return - Cooler To Reservoir.....                                     |                 | ★20"           |             |
|   |                 |                |             | Return - Gear To Cooler .....   |                 | ★10"           |             |
| <b>1990</b>   |                 |                |             | <b>1985-1984</b>  |                 |                |             |
| <b>4-CYL. 2.4 L ENG.</b>  |                 |                |             | <b>4-CYL. 2.4 L ENG.</b>  |                 |                |             |
| Pressure; W/O Anti-Lock Brake System                              | 91681           |                |             | Pressure .....  | 71260           |                |             |
| Return - Cooler To Reservoir;<br>W/Anti-Lock Brake System.....    |                 | ★              |             | Reservoir .....   |                 | ↔12"           |             |
| Return - Cooler To Reservoir; W/O<br>Anti-Lock Brake System ..... |                 | ★17"           |             | Return - Cooler To Reservoir.....                                     |                 | ★20"           |             |
| Return - Gear To Cooler; W/Anti-Lock<br>Brake System.....         |                 | ★16"           |             | Return - Gear To Cooler .....   |                 | ★10"           |             |
| Return - Gear To Cooler; W/O<br>Anti-Lock Brake System .....      |                 | ★10"           |             | <b>VOLKSWAGEN</b>   |                 |                |             |
| Return - Pipe To Reservoir;<br>W/Anti-Lock Brake System.....      |                 | ★24"           |             | <b>RABBIT PICKUP</b>  |                 |                |             |
| Return - Pipe To Valve; W/Anti-Lock<br>Brake System.....          |                 | ★              |             | <b>1983-1981</b>  |                 |                |             |
|   |                 |                |             | <b>4-CYL. 1.6 L DIESEL ENG.; 4-CYL. 1.7 L ENG.</b>                    |                 |                |             |
|   |                 |                |             | Pressure .....  | 91539           |                |             |
|   |                 |                |             | Reservoir .....   |                 | ↔              |             |
|   |                 |                |             | Return .....  |                 | ★              |             |
| <b>V-6 3.0 L ENG.</b>   |                 |                |             | <b>VANAGON</b>  |                 |                |             |
| Pressure; W/O Anti-Lock Brake System                              | 91679           |                |             | <b>1992-1988</b>  |                 |                |             |
| Pressure - From Pump; W/Anti-Lock<br>Brake System.....            | 71877           |                |             | <b>4-CYL. 2.1 L ENG.</b>  |                 |                |             |
| Pressure - To Gear; W/Anti-Lock Brake<br>System.....              | 91764           |                |             | Return - Cooler To Reservoir; W/2WD..                                 |                 | ★17"           |             |
| Return - Cooler To Reservoir;<br>W/Anti-Lock Brake System.....    |                 | ★              |             | Return - Gear To Cooler; W/2WD.....                                   |                 | ★3"            |             |
| Return - Cooler To Reservoir; W/O<br>Anti-Lock Brake System ..... |                 | ★21"           |             | <b>1987-1986</b>  |                 |                |             |
| Return - Gear To Cooler; W/O<br>Anti-Lock Brake System .....      |                 | ★17"           |             | <b>4-CYL. 2.1 L ENG.</b>  |                 |                |             |
| Return - Gear To Pipe; W/Anti-Lock<br>Brake System.....           |                 | ★16"           |             | Return - Cooler To Reservoir; W/2WD..                                 |                 | ★17"           |             |
| Return - Pipe To Reservoir;<br>W/Anti-Lock Brake System.....      |                 | ★24"           |             | Return - Cooler To Reservoir; W/4WD..                                 |                 | ★14"           |             |
|   |                 |                |             | Return - Gear To Cooler; W/2WD.....                                   |                 | ★3"            |             |
|   |                 |                |             | Return - Gear To Cooler; W/4WD.....                                   |                 | ★4"            |             |
| <b>1989</b>   |                 |                |             | <b>1985-1984</b>  |                 |                |             |
| <b>4-CYL. 2.4 L ENG.</b>  |                 |                |             | <b>4-CYL. 1.9 L ENG.</b>  |                 |                |             |
| Pressure; Apr. 1 & Newer .....                                    | 91681           |                |             | Return - Cooler To Reservoir; W/2WD..                                 |                 | ★17"           |             |
| Pressure; Mar. 31 & Older .....                                   | 91645           |                |             | Return - Gear To Cooler; W/2WD.....                                   |                 | ★3"            |             |
| Return - Cooler To Reservoir.....                                 |                 | ★20"           |             | <b>1983</b>   |                 |                |             |
| Return - Gear To Cooler .....                                     |                 | ★10"           |             | <b>4-CYL. 1.6 L DIESEL ENG.; 4-CYL. 1.9 L ENG.; 4-CYL. 2.0 L ENG.</b> |                 |                |             |
|   |                 |                |             | Return - Cooler To Reservoir; W/2WD..                                 |                 | ★17"           |             |
|   |                 |                |             | Return - Gear To Cooler; W/2WD.....                                   |                 | ★3"            |             |
| <b>V-6 3.0 L ENG.</b>   |                 |                |             | <b>1982</b>   |                 |                |             |
| Pressure; Apr. 1 & Newer .....                                    | 91679           |                |             | <b>4-CYL. 1.6 L DIESEL ENG.; 4-CYL. 2.0 L ENG.</b>                    |                 |                |             |
| Pressure; Mar. 31 & Older .....                                   | 91680           |                |             | Return - Cooler To Reservoir; W/2WD..                                 |                 | ★17"           |             |
| Return - Gear To Pipe.....  |                 | ★10"           |             | Return - Gear To Cooler; W/2WD.....                                   |                 | ★3"            |             |
| Return - Pipe To Reservoir .....                                  |                 | ★18"           |             | <b>1981</b>   |                 |                |             |
|   |                 |                |             | <b>4-CYL. 2.0 L ENG.</b>  |                 |                |             |
|   |                 |                |             | Return - Cooler To Reservoir; W/2WD..                                 |                 | ★17"           |             |
|   |                 |                |             | Return - Gear To Cooler; W/2WD.....                                   |                 | ★3"            |             |
| <b>1988</b>   |                 |                |             | <b>1981</b>   |                 |                |             |
| <b>4-CYL. 2.4 L ENG.</b>  |                 |                |             | <b>4-CYL. 2.0 L ENG.</b>  |                 |                |             |
| Pressure .....  | 91645           |                |             | Return - Cooler To Reservoir; W/2WD..                                 |                 | ★17"           |             |
| Return - Cooler To Reservoir.....                                 |                 | ★20"           |             | Return - Gear To Cooler; W/2WD.....                                   |                 | ★3"            |             |
| Return - Gear To Cooler .....                                     |                 | ★10"           |             | <b>1981</b>   |                 |                |             |
|   |                 |                |             | <b>4-CYL. 2.0 L ENG.</b>  |                 |                |             |
|   |                 |                |             | Return - Cooler To Reservoir; W/2WD..                                 |                 | ★17"           |             |
|   |                 |                |             | Return - Gear To Cooler; W/2WD.....                                   |                 | ★3"            |             |
| <b>V-6 3.0 L ENG.</b>   |                 |                |             | <b>1981</b>   |                 |                |             |
| Pressure .....  | 91680           |                |             | <b>4-CYL. 2.0 L ENG.</b>  |                 |                |             |
| Return - Gear To Pipe.....  |                 | ★10"           |             | Return - Cooler To Reservoir; W/2WD..                                 |                 | ★17"           |             |
| Return - Pipe To Reservoir .....                                  |                 | ★18"           |             | Return - Gear To Cooler; W/2WD.....                                   |                 | ★3"            |             |

\* Cut From C.P.E. 3/8" I.D. Hose: 71350 (48"), 81352 (25').  
 † Cut From S.A.E. 11/32" I.D. Hose: 80062 (12"), 80063 (24"), 80064 (36"), 81353 (25').  
 ★ Cut From S.A.E. 3/8" I.D. Hose: 71224 (24"), 71236 (36"), 71206 (48"), 81206 (25'). May Also Use 3/8" C.P.E.  
 ❖ Cut From S.A.E. 5/8" I.D. Hose: 71351 (36").  
 □ Cut From 1/2" I.D. Suction Hose: 71296 (36"), 81354 (10').  
 ❖ Cut From 5/8" I.D. Suction Hose: 71207 (42"), 81355 (10').  
 ❖ Cut From 3/4" I.D. Suction Hose: 71297 (36"), 81356 (10').  
 ☆ See Page A14 For Pump or Gear Identification.

② Two Required.  
 ③ Three Required.  
 ④ Four Required.  
 ⚡ Cut To Fit.  
 ⚡ Replaces Both Upper and Lower Hose.  
 ▲ 252660 Adaptor Required For Some Models.  
 ❖ See Page A6 For Installation Procedure.

SYSTEM PUMP & GEAR IDENT.

SYSTEM & COMPONENT IDENT.

PASS. CARS

LIGHT TRUCKS

MEDIUM/HEAVY TRUCKS

BUSES

HOSE NUMERICAL

REPAIR KITS

KIT NUMERICAL

ILLUSTRATIONS

# Typical Steering Pumps Found in International/Navistar Medium & Heavy-Duty Trucks

These illustrations are for reference only and provide technicians the means to easily identify pumps.

SYSTEM  
PUMP &  
GEAR  
IDENT.

SYSTEM &  
COM-  
PONENT  
IDENT.

PASS.  
CARS

LIGHT  
TRUCKS

MEDIUM/  
HEAVY  
TRUCKS


BUSES

HOSE  
NUMER-  
ICAL

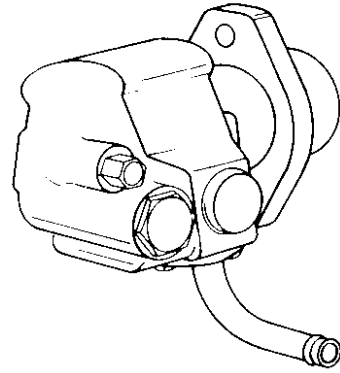
REPAIR  
KITS

KIT  
NUMER-  
ICAL

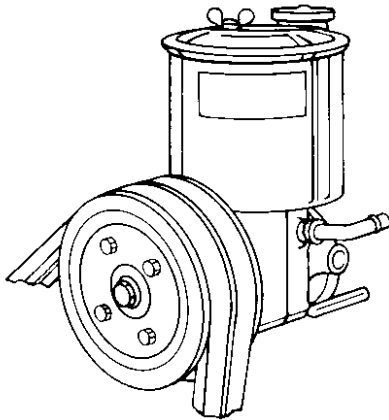
ILLUST-  
RATIONS



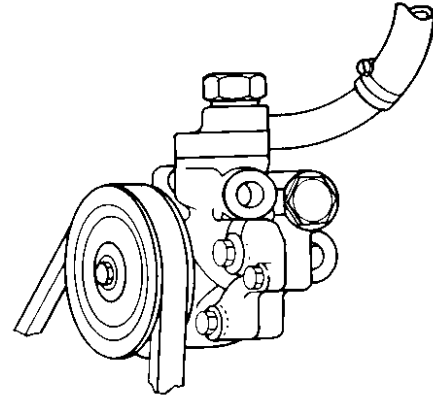
Eaton Pump



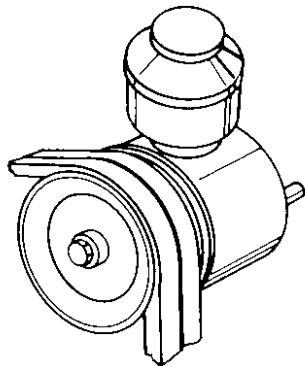
Eaton Gear Driven Pump



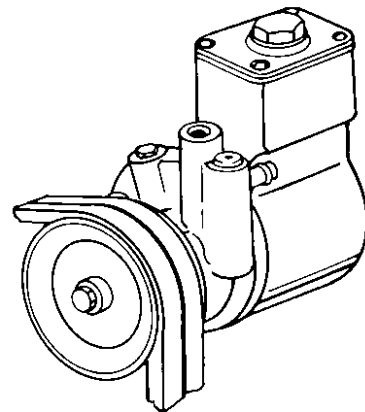
Eaton Integral Reservoir Pump



Eaton Remote Reservoir Pump



Saginaw Pump



Rexroth Pump

# Power Steering Hose for Medium and Heavy-Duty Trucks Alphabetical Listing

SYSTEM  
PUMP &  
GEAR  
IDENT.

SYSTEM &  
COM-  
PONENT  
IDENT.

PASS.  
CARS

LIGHT  
TRUCKS

MEDIUM/  
HEAVY  
TRUCKS

BUSES

HOSE  
NUMER-  
ICAL

REPAIR  
KITS

KIT  
NUMER-  
ICAL

ILLUSTRATIONS

| Application  | Assembly Number | Multi-Use Hose | End Fitting | Application   | Assembly Number | Multi-Use Hose | End Fitting |
|--|-----------------|----------------|-------------|---|-----------------|----------------|-------------|
| <b>CHEVROLET</b>   |                 |                |             | <b>CHEVROLET - Continued</b>  |                 |                |             |
| <b>BISON</b>   |                 |                |             | <b>BISON - Continued</b>  |                 |                |             |
| <b>1980</b>  |                 |                |             | <b>1979 - Continued</b>   |                 |                |             |
| <b>CATERPILLAR 3406 DIESEL ENG.; CUMMINS 6-CYL. 14.0 L DIESEL ENG.; DETROIT DIESEL 8V-92 DIESEL ENG.</b> |                 |                |             | <b>DETROIT DIESEL 8V-71 DIESEL ENG.</b>   |                 |                |             |
| Reservoir; W/1/2" I.D. Hose.....   |                 | □              |             | Pressure .....  | 71299           |                |             |
| Reservoir; W/5/8" I.D. Hose.....   |                 | ✱              |             | Reservoir; W/1/2" I.D. Hose.....  |                 | □              |             |
| Reservoir; W/3/4" I.D. Hose.....   |                 | ✱              |             | Reservoir; W/5/8" I.D. Hose.....  |                 | ✱              |             |
| Return; W/3/8" I.D. Hose.....  |                 | ★              |             | Reservoir; W/3/4" I.D. Hose.....  |                 | ✱              |             |
|  |                 |                |             | Return; W/3/8" I.D. Hose.....   |                 | ★              |             |
| <b>DETROIT DIESEL 6-71 DIESEL ENG.</b>   |                 |                |             | <b>BRUIN</b>  |                 |                |             |
| Pressure .....   | 71302           |                | 39212       | <b>1980</b>   |                 |                |             |
| Reservoir; W/1/2" I.D. Hose.....   |                 | □              |             | <b>CATERPILLAR 3208 DIESEL ENG.</b>   |                 |                |             |
| Reservoir; W/5/8" I.D. Hose.....   |                 | ✱              |             | Cyl.....  | ②71303          |                |             |
| Reservoir; W/3/4" I.D. Hose.....   |                 | ✱              |             | Pressure .....  | 71305           |                | 39854       |
| Return; W/3/8" I.D. Hose.....  |                 | ★              |             | Reservoir; W/1/2" I.D. Hose.....  |                 | □              |             |
| <b>DETROIT DIESEL 6V-92 DIESEL ENG.</b>  |                 |                |             | Reservoir; W/5/8" I.D. Hose.....  |                 |                |             |
| Cyl.....   | ②71303          |                |             | Reservoir; W/3/4" I.D. Hose.....  |                 | ✱              |             |
| Pressure; W/FL931 Axle; W/O Turbo....  | 71305           |                | 39854       | Return; W/3/8" I.D. Hose.....   |                 | ★              |             |
| Pressure; W/O FL931 Axle; W/O Turbo  | 71304           |                | 39212       | <b>CUMMINS 6-CYL. 14.0 L DIESEL ENG.; DETROIT DIESEL 6-71 DIESEL ENG.; DETROIT DIESEL 6V-92 DIESEL ENG.; DETROIT DIESEL 8V-71 DIESEL ENG.</b> |                 |                |             |
| Pressure; W/Turbo .....  | 71299           |                |             | Pressure .....  | 71303           |                |             |
| Reservoir; W/1/2" I.D. Hose.....   |                 | □              |             | Reservoir; W/1/2" I.D. Hose.....  |                 | □              |             |
| Reservoir; W/5/8" I.D. Hose.....   |                 | ✱              |             | Reservoir; W/5/8" I.D. Hose.....  |                 | ✱              |             |
| Reservoir; W/3/4" I.D. Hose.....   |                 | ✱              |             | Reservoir; W/3/4" I.D. Hose.....  |                 | ✱              |             |
| Return; W/3/8" I.D. Hose.....  |                 | ★              |             | Return; W/3/8" I.D. Hose.....   |                 | ★              |             |
| <b>DETROIT DIESEL 8V-71 DIESEL ENG.</b>  |                 |                |             | <b>DETROIT DIESEL 6V-53 DIESEL ENG.</b>   |                 |                |             |
| Pressure .....   | 71299           |                |             | Cyl.....  | ②71303          |                |             |
| Reservoir; W/1/2" I.D. Hose.....   |                 | □              |             | Pressure; W/FL931 Axle.....   | 71304           |                | 39212       |
| Reservoir; W/5/8" I.D. Hose.....   |                 | ✱              |             | Pressure; W/O FL931 Axle.....   | 71305           |                | 39854       |
| Reservoir; W/3/4" I.D. Hose.....   |                 | ✱              |             | Reservoir; W/1/2" I.D. Hose.....  |                 | □              |             |
| Return; W/3/8" I.D. Hose.....  |                 | ★              |             | Reservoir; W/5/8" I.D. Hose.....  |                 | ✱              |             |
| <b>1979</b>  |                 |                |             | Reservoir; W/3/4" I.D. Hose.....  |                 |                |             |
| <b>CATERPILLAR 3406 DIESEL ENG.; CUMMINS 6-CYL. 14.0 L DIESEL ENG.; DETROIT DIESEL 8V-92 DIESEL ENG.</b> |                 |                |             | Return; W/3/8" I.D. Hose.....   |                 |                |             |
| Reservoir; W/1/2" I.D. Hose.....   |                 | □              |             | <b>GM V-8 7.0 L ENG.</b>  |                 |                |             |
| Reservoir; W/5/8" I.D. Hose.....   |                 | ✱              |             | Pressure .....  | 71305           |                | 39854       |
| Reservoir; W/3/4" I.D. Hose.....   |                 | ✱              |             | Reservoir; W/1/2" I.D. Hose.....  |                 | □              |             |
| Return; W/3/8" I.D. Hose.....  |                 | ★              |             | Reservoir; W/5/8" I.D. Hose.....  |                 | ✱              |             |
| <b>DETROIT DIESEL 6-71 DIESEL ENG.</b>   |                 |                |             | Reservoir; W/3/4" I.D. Hose.....  |                 |                |             |
| Pressure .....   | 71302           |                | 39212       | Return; W/3/8" I.D. Hose.....   |                 | ★              |             |
| Reservoir; W/1/2" I.D. Hose.....   |                 | □              |             | <b>1979</b>   |                 |                |             |
| Reservoir; W/5/8" I.D. Hose.....   |                 | ✱              |             | <b>CATERPILLAR 3208 DIESEL ENG.</b>   |                 |                |             |
| Reservoir; W/3/4" I.D. Hose.....   |                 | ✱              |             | Cyl.....  | ②71303          |                |             |
| Return; W/3/8" I.D. Hose.....  |                 | ★              |             | Pressure .....  | 71305           |                | 39854       |
| <b>DETROIT DIESEL 6V-92 DIESEL ENG.</b>  |                 |                |             | Reservoir; W/1/2" I.D. Hose.....  |                 |                |             |
| Pressure; W/FL931 Axle; W/O Turbo....  | 71305           |                | 39854       | Reservoir; W/5/8" I.D. Hose.....  |                 | ✱              |             |
| Pressure; W/O FL931 Axle; W/O Turbo  | 71304           |                | 39212       | Reservoir; W/3/4" I.D. Hose.....  |                 | ✱              |             |
| Pressure; W/Turbo .....  | 71299           |                |             | Return; W/3/8" I.D. Hose.....   |                 | ★              |             |
| Reservoir; W/1/2" I.D. Hose.....   |                 | □              |             | <b>1979</b>   |                 |                |             |
| Reservoir; W/5/8" I.D. Hose.....   |                 | ✱              |             | <b>CATERPILLAR 3208 DIESEL ENG.</b>   |                 |                |             |
| Reservoir; W/3/4" I.D. Hose.....   |                 | ✱              |             | Cyl.....  | ②71303          |                |             |
| Return; W/3/8" I.D. Hose.....  |                 | ★              |             | Pressure .....  | 71305           |                | 39854       |

\* Cut From C.P.E. 3/8" I.D. Hose: 71350 (48"), 81352 (25').

† Cut From S.A.E. 1 1/32" I.D. Hose: 80062 (12"), 80063 (24"), 80064 (36"), 81353 (25').

★ Cut From S.A.E. 3/8" I.D. Hose: 71224 (24"), 71236 (36"), 71206 (48"), 81206 (25'). May Also Use 3/8" C.P.E.

✱ Cut From S.A.E. 5/8" I.D. Hose: 71351 (36").

□ Cut From 1/2" I.D. Suction Hose: 71296 (36"), 81354 (10').

✱ Cut From 5/8" I.D. Suction Hose: 71207 (42"), 81355 (10').

✱ Cut From 3/4" I.D. Suction Hose: 71297 (36"), 81356 (10').

☆ See Page A14 For Pump or Gear Identification.

② Two Required.

③ Three Required.

④ Four Required.

✱ Cut To Fit.

✱ Replaces Both Upper and Lower Hose.

▲ 252660 Adaptor Required For Some Models.

✱ See Page A6 For Installation Procedure.

# Power Steering Hose for Medium and Heavy-Duty Trucks

|                           | Application   | Assembly Number | Multi-Use Hose | End Fitting | Application   | Assembly Number | Multi-Use Hose | End Fitting |
|---------------------------|---|-----------------|----------------|-------------|---|-----------------|----------------|-------------|
| SYSTEM PUMP & GEAR IDENT. | <b>CHEVROLET - Continued</b>  |                 |                |             | <b>CHEVROLET - Continued</b>                              |                 |                |             |
|                           | <b>BRUIN - Continued</b>  |                 |                |             | <b>C40 - Continued</b>                                    |                 |                |             |
|                           | <b>1979 - Continued</b>   |                 |                |             | <b>1961-1960 - Continued</b>                              |                 |                |             |
| SYSTEM & COMPONENT IDENT. | <b>CUMMINS 6-CYL. 14.0 L DIESEL ENG.; DETROIT DIESEL 6-71 DIESEL ENG.; DETROIT DIESEL 6V-92 DIESEL ENG.; DETROIT DIESEL 8V-71 DIESEL ENG.</b> |                 |                |             | <b>GM 6-CYL. 235 ENG.; GM 6-CYL. 261 ENG. - Continued</b> |                 |                |             |
|                           | Pressure .....  | 71303           |                |             | Pressure .....  | 71303           |                |             |
|                           | Reservoir; W/1/2" I.D. Hose.....  |                 | □              |             | Reservoir .....   |                 |                | ☼           |
|                           | Reservoir; W/5/8" I.D. Hose.....  |                 | ✦              |             | Return .....  |                 |                | ★           |
|                           | Reservoir; W/3/4" I.D. Hose.....  |                 | ☼              |             |   |                 |                |             |
|                           | Return; W/3/8" I.D. Hose.....   |                 | ★              |             | <b>GM V-8 283 ENG.</b>                                    |                 |                |             |
| PASS. CARS                | <b>DETROIT DIESEL 6V-53 DIESEL ENG.</b>   |                 |                |             | <b>C50</b>  |                 |                |             |
|                           | Cyl.....  | ②71303          |                |             | <b>1990</b>   |                 |                |             |
|                           | Pressure; W/FL931 Axle.....   | 71304           |                | 39212       | <b>GM V-8 5.7 L ENG.</b>                                  |                 |                |             |
|                           | Pressure; W/O FL931 Axle.....   | 71305           |                | 39854       | Pressure; W/Air Brakes; W/24" P.S.                        |                 |                |             |
|                           | Reservoir; W/1/2" I.D. Hose.....  |                 | □              |             | Assy.....   | 80195           |                |             |
|                           | Reservoir; W/5/8" I.D. Hose.....  |                 | ✦              |             | Pressure - From Pump; W/Hyd. Brakes                       | 80196           |                |             |
|                           | Reservoir; W/3/4" I.D. Hose.....  |                 | ☼              |             | Pressure - To Gear; W/Hyd. Brakes;                        |                 |                |             |
|                           | Return; W/3/8" I.D. Hose.....   |                 | ★              |             | W/5000, 7000, 9000 Lb. Axle.....                          | 91924           |                |             |
| LIGHT TRUCKS              | <b>GM V-8 427 ENG.</b>  |                 |                |             | <b>GM V-8 6.0 L ENG.; GM V-8 7.0 L ENG.</b>               |                 |                |             |
|                           | Pressure .....  | 71305           |                | 39854       | Pressure; W/Air Brakes; W/24" P.S.                        |                 |                |             |
|                           | Reservoir; W/1/2" I.D. Hose.....  |                 | □              |             | Assy.....   | 80195           |                |             |
|                           | Reservoir; W/5/8" I.D. Hose.....  |                 | ✦              |             | Pressure - To Gear; W/Hyd. Brakes;                        |                 |                |             |
|                           | Reservoir; W/3/4" I.D. Hose.....  |                 | ☼              |             | W/Saginaw Stg. Gear; ☆N.....                              | 91925           |                |             |
|                           | Return; W/3/8" I.D. Hose.....   |                 | ★              |             | Pressure - From Pump; W/Hyd. Brakes                       | 80196           |                |             |
|                           |   |                 |                |             | Pressure - To Gear; W/Hyd. Brakes;                        |                 |                |             |
|                           |   |                 |                |             | W/5000, 7000, 9000 Lb. Axle.....                          | 91924           |                |             |
| MEDIUM/HEAVY TRUCKS       | <b>C40</b>  |                 |                |             | <b>1989-1988</b>  |                 |                |             |
|                           | <b>1972-1970</b>  |                 |                |             | <b>GM V-8 5.7 L ENG.</b>                                  |                 |                |             |
|                           | <b>GM 6-CYL. 250 ENG.</b>   |                 |                |             | Pressure; W/Air Brakes; W/24" P.S.                        |                 |                |             |
|                           | Cyl.....  | ②71301          |                |             | Assy.....   | 80195           |                |             |
|                           | Pressure .....  | 71303           |                | 39212       | Pressure - From Pump; W/Hyd. Brakes                       | 80196           |                |             |
|                           | Reservoir .....   |                 | ☼              |             | Pressure - To Gear; W/Hyd. Brakes;                        |                 |                |             |
|                           | Return .....  |                 | ★              |             | W/5000, 7000, 9000 Lb. Axle.....                          | 91924           |                |             |
|                           |   |                 |                |             | Reservoir .....   |                 |                | ☼           |
| BUSES                     | <b>GM V-8 307 ENG.; GM V-8 350 ENG.</b>   |                 |                |             | <b>GM V-8 5.7 L ENG.</b>                                  |                 |                |             |
|                           | Cyl.....  | ②71301          |                |             | Pressure; W/Air Brakes; W/24" P.S.                        |                 |                |             |
|                           | Pressure .....  | 71302           |                | 39212       | Assy.....   | 80195           |                |             |
|                           | Reservoir .....   |                 | ☼              |             | Pressure - From Pump; W/Hyd. Brakes                       | 80196           |                |             |
|                           | Return .....  |                 | ★              |             | Pressure - To Gear; W/Hyd. Brakes;                        |                 |                |             |
|                           |   |                 |                |             | W/5000, 7000, 9000 Lb. Axle.....                          | 91924           |                |             |
|                           |   |                 |                |             | Reservoir .....   |                 |                | ☼           |
|                           |   |                 |                |             | Return .....  |                 |                | ★           |
| HOSE NUMERICAL            | <b>1969</b>   |                 |                |             | <b>1987-1983</b>  |                 |                |             |
|                           | <b>GM 6-CYL. 230 ENG.; GM 6-CYL. 250 ENG.; GM V-8 307 ENG.; GM V-8 350 ENG.</b>   |                 |                |             | <b>GM V-8 5.7 L ENG.</b>                                  |                 |                |             |
|                           | Cyl.....  | ②71301          |                |             | Pressure; W/Air Brakes; W/24" P.S.                        |                 |                |             |
|                           | Pressure .....  | 71302           |                | 39212       | Assy.....   | 80195           |                |             |
|                           | Reservoir .....   |                 | ☼              |             | Pressure; W/Air Brakes; W/39" P.S.                        |                 |                |             |
|                           | Return .....  |                 | ★              |             | Assy.....   | 80197           |                |             |
|                           |   |                 |                |             | Pressure - From Pump; W/Hyd. Brakes                       | 80196           |                |             |
|                           |   |                 |                |             | Reservoir .....   |                 |                | ☼           |
|                           |   |                 |                |             | Return .....  |                 |                | ★           |
| REPAIR KITS               | <b>1962</b>   |                 |                |             | <b>1982-1980</b>  |                 |                |             |
|                           | <b>GM 6-CYL. 235 ENG.; GM 6-CYL. 261 ENG.</b>   |                 |                |             | <b>GM 6-CYL. 4.8 L ENG.</b>                               |                 |                |             |
|                           | Cyl.....  | ②71300          |                |             | Pressure .....  | 71306           |                |             |
|                           | Pressure .....  | 71303           |                |             | Reservoir .....   |                 |                | ☼           |
|                           | Reservoir .....   |                 | ☼              |             | Return .....  |                 |                | ★           |
|                           | Return .....  |                 | ★              |             |   |                 |                |             |
|                           |   |                 |                |             | <b>GM V-8 5.7 L ENG.</b>                                  |                 |                |             |
|                           | <b>GM V-8 283 ENG.; GM V-8 327 ENG.</b>   |                 |                |             | Pressure; W/Air Brakes; W/24" P.S.                        |                 |                |             |
|                           | Cyl.....  | ②71300          |                |             | Assy.....   | 80195           |                |             |
|                           | Pressure .....  | 71300           |                |             | Pressure; W/Air Brakes; W/39" P.S.                        |                 |                |             |
|                           | Reservoir .....   |                 | ☼              |             | Assy.....   | 80197           |                |             |
|                           | Return .....  |                 | ★              |             | Pressure; W/Hyd. Brakes.....                              | 80196           |                |             |
|                           |   |                 |                |             | Reservoir .....   |                 |                | ☼           |
|                           |   |                 |                |             | Return .....  |                 |                | ★           |
| KIT NUMERICAL             | <b>1961-1960</b>  |                 |                |             | <b>1982-1980</b>  |                 |                |             |
|                           | <b>GM 6-CYL. 235 ENG.; GM 6-CYL. 261 ENG.</b>   |                 |                |             | <b>GM 6-CYL. 4.8 L ENG.</b>                               |                 |                |             |
|                           | Cyl.....  | ②71300          |                |             | Pressure .....  | 71306           |                |             |

\* Cut From C.P.E. 3/8" I.D. Hose: 71350 (48"), 81352 (25").  
 † Cut From S.A.E. 11/32" I.D. Hose: 80062 (12"), 80063 (24"), 80064 (36"), 81353 (25").  
 ★ Cut From S.A.E. 3/8" I.D. Hose: 71224 (24"), 71236 (36"), 71206 (48"), 81206 (25"). May Also Use 3/8" C.P.E.  
 ✦ Cut From S.A.E. 5/8" I.D. Hose: 71351 (36").  
 □ Cut From 1/2" I.D. Suction Hose: 71296 (36"), 81354 (10').  
 ✦ Cut From 5/8" I.D. Suction Hose: 71207 (42"), 81355 (10').  
 ☼ Cut From 3/4" I.D. Suction Hose: 71297 (36"), 81356 (10').  
 ☆ See Page A14 For Pump or Gear Identification.

② Two Required.  
 ③ Three Required.  
 ④ Four Required.  
 ☼ Cut To Fit.  
 ☼ Replaces Both Upper and Lower Hose.  
 ▲ 252660 Adaptor Required For Some Models.  
 ✦ See Page A6 For Installation Procedure.



# Power Steering Hose for Medium and Heavy-Duty Trucks

| Application   | Assembly Number | Multi-Use Hose | End Fitting | Application  | Assembly Number | Multi-Use Hose | End Fitting |
|---|-----------------|----------------|-------------|--|-----------------|----------------|-------------|
| <b>CHEVROLET - Continued</b>  |                 |                |             | <b>CHEVROLET - Continued</b>   |                 |                |             |
| <b>C50 - Continued</b>  |                 |                |             | <b>C50 - Continued</b>   |                 |                |             |
| <b>1979</b>   |                 |                |             | <b>1973</b>  |                 |                |             |
| <b>GM 6-CYL. 292 ENG.</b>   |                 |                |             | <b>GM 6-CYL. 250 ENG.; GM 6-CYL. 292 ENG.</b>                                      |                 |                |             |
| Pressure .....  | 71306           |                |             | Cyl.....   | ②71301          |                |             |
| Reservoir .....   |                 | *              |             | Pressure .....   | 71306           |                |             |
| Return .....  |                 | *              |             | Reservoir .....  |                 | *              |             |
| <b>GM V-8 350 ENG.</b>  |                 |                |             | <b>GM V-8 307 ENG.; GM V-8 350 ENG.; GM V-8 427 ENG.; GM V-8 454 ENG.</b>          |                 |                |             |
| Pressure; W/Air Brakes; W/24" P.S. Assy.....                              | 80195           |                |             | Cyl.....   | ②71301          |                |             |
| Pressure; W/Air Brakes; W/39" P.S. Assy.....                              | 80197           |                |             | Pressure; W/F070, F090, F120 Axles....   | 71305           |                |             |
| Pressure; W/Hyd. Brakes.....  | 80196           |                |             | Reservoir .....  |                 | *              |             |
| Reservoir .....   |                 | *              |             | Return .....   |                 | *              |             |
| Return .....  |                 | *              |             | <b>GM V-8 366 ENG.</b>   |                 |                |             |
| <b>1978-1977</b>  |                 |                |             | <b>1972-1971</b>   |                 |                |             |
| <b>GM 6-CYL. 250 ENG.; GM 6-CYL. 292 ENG.</b>                             |                 |                |             | <b>GM 6-CYL. 250 ENG.; GM 6-CYL. 292 ENG.</b>                                      |                 |                |             |
| Cyl.....  | ②71301          |                |             | Cyl.....   | ②71301          |                |             |
| Pressure .....  | 71306           |                |             | Pressure .....   | 71303           |                | 39212       |
| Reservoir .....   |                 | *              |             | Reservoir .....  |                 | *              |             |
| Return .....  |                 | *              |             | Return .....   |                 | *              |             |
| <b>GM V-8 350 ENG.; GM V-8 366 ENG.; GM V-8 427 ENG.; GM V-8 454 ENG.</b> |                 |                |             | <b>GM V-8 307 ENG.; GM V-8 350 ENG.; GM V-8 366 ENG.; GM V-8 427 ENG.</b>          |                 |                |             |
| Cyl.....  | ②71301          |                |             | Cyl.....   | ②71301          |                |             |
| Pressure; W/Air Brakes; W/24" P.S. Assy.....                              | 80195           |                |             | Pressure .....   | 71302           |                | 39212       |
| Pressure; W/Hyd. Brakes.....  | 80196           |                |             | Reservoir .....  |                 | *              |             |
| Reservoir .....   |                 | *              |             | Return .....   |                 | *              |             |
| Return .....  |                 | *              |             | <b>1970</b>  |                 |                |             |
| <b>1976-1975</b>  |                 |                |             | <b>GM DH478 DIESEL ENG.</b>  |                 |                |             |
| <b>GM 6-CYL. 250 ENG.; GM 6-CYL. 292 ENG.</b>                             |                 |                |             | <b>GM 6-CYL. 250 ENG.; GM 6-CYL. 292 ENG.</b>                                      |                 |                |             |
| Cyl.....  | ②71301          |                |             | Cyl.....   | ②71301          |                |             |
| Pressure .....  | 71306           |                |             | Pressure .....   | 71305           |                |             |
| Reservoir .....   |                 | *              |             | Reservoir .....  |                 | *              |             |
| Return .....  |                 | *              |             | Return .....   |                 | *              |             |
| <b>GM V-8 350 ENG.</b>  |                 |                |             | <b>GM V-8 307 ENG.; GM V-8 350 ENG.; GM V-8 366 ENG.; GM V-8 427 ENG.</b>          |                 |                |             |
| Cyl.....  | ②71301          |                |             | Cyl.....   | ②71301          |                |             |
| Pressure .....  | 71299           |                |             | Pressure .....   | 71303           |                | 39212       |
| Reservoir .....   |                 | *              |             | Reservoir .....  |                 | *              |             |
| Return .....  |                 | *              |             | Return .....   |                 | *              |             |
| <b>GM V-8 366 ENG.; GM V-8 427 ENG.; GM V-8 454 ENG.</b>                  |                 |                |             | <b>GM V-8 307 ENG.; GM V-8 350 ENG.; GM V-8 366 ENG.; GM V-8 427 ENG.</b>          |                 |                |             |
| Cyl.....  | ②71301          |                |             | Cyl.....   | ②71301          |                |             |
| Pressure .....  | 71300           |                |             | Pressure .....   | 71302           |                | 39212       |
| Reservoir .....   |                 | *              |             | Reservoir .....  |                 | *              |             |
| Return .....  |                 | *              |             | Return .....   |                 | *              |             |
| <b>1974</b>   |                 |                |             | <b>1969</b>  |                 |                |             |
| <b>GM 6-CYL. 250 ENG.; GM 6-CYL. 292 ENG.</b>                             |                 |                |             | <b>GM 6-CYL. 230 ENG.; GM 6-CYL. 250 ENG.; GM 6-CYL. 292 ENG.; GM V-8 350 ENG.</b> |                 |                |             |
| Cyl.....  | ②71301          |                |             | Cyl.....   | ②71301          |                |             |
| Pressure .....  | 71306           |                |             | Pressure .....   | 71302           |                | 39212       |
| Reservoir .....   |                 | *              |             | Reservoir .....  |                 | *              |             |
| Return .....  |                 | *              |             | Return .....   |                 | *              |             |
| <b>GM V-8 350 ENG.; GM V-8 427 ENG.; GM V-8 454 ENG.</b>                  |                 |                |             | <b>GM V-8 366 ENG.; GM V-8 427 ENG.</b>  |                 |                |             |
| Cyl.....  | ②71301          |                |             | Cyl.....   | ②71301          |                |             |
| Pressure; W/F070, F090 Axles.....   | 71305           |                |             | Pressure .....   | 71304           |                |             |
| Reservoir .....   |                 | *              |             | Reservoir .....  |                 | *              |             |
| Return .....  |                 | *              |             | Return .....   |                 | *              |             |
| <b>GM V-8 366 ENG.</b>  |                 |                |             | <b>GM V-8 366 ENG.; GM V-8 427 ENG.</b>  |                 |                |             |
| Cyl.....  | ②71301          |                |             | Cyl.....   | ②71301          |                |             |
| Pressure; W/F070, F090 Axles.....   | 71306           |                |             | Pressure .....   | 71304           |                |             |
| Reservoir .....   |                 | *              |             | Reservoir .....  |                 | *              |             |
| Return .....  |                 | *              |             | Return .....   |                 | *              |             |

SYSTEM PUMP & GEAR IDENT.

SYSTEM & COMPONENT IDENT.

PASS. CARS

LIGHT TRUCKS

MEDIUM/HEAVY TRUCKS

BUSES

HOSE NUMERICAL

REPAIR KITS

KIT NUMERICAL

ILLUSTRATIONS

\* Cut From C.P.E. 3/8" I.D. Hose: 71350 (48"), 81352 (25').  
 † Cut From S.A.E. 11/32" I.D. Hose: 80062 (12"), 80063 (24"), 80064 (36"), 81353 (25').  
 ‡ Cut From S.A.E. 3/8" I.D. Hose: 71224 (24"), 71236 (36"), 71206 (48"), 81206 (25'). May Also Use 3/8" C.P.E.  
 \* Cut From S.A.E. 5/8" I.D. Hose: 71351 (36").  
 □ Cut From 1/2" I.D. Suction Hose: 71296 (36"), 81354 (10').  
 † Cut From 5/8" I.D. Suction Hose: 71207 (42"), 81355 (10').  
 \* Cut From 3/4" I.D. Suction Hose: 71297 (36"), 81356 (10').  
 ☆ See Page A14 For Pump or Gear Identification.

② Two Required.  
 ③ Three Required.  
 ④ Four Required.  
 < Cut To Fit.  
 \* Replaces Both Upper and Lower Hose.  
 ▲ 252660 Adaptor Required For Some Models.  
 † See Page A6 For Installation Procedure.

# Power Steering Hose for Medium and Heavy-Duty Trucks

|                           | Application   | Assembly Number | Multi-Use Hose | End Fitting | Application  | Assembly Number | Multi-Use Hose | End Fitting |
|---------------------------|---|-----------------|----------------|-------------|--|-----------------|----------------|-------------|
| SYSTEM PUMP & GEAR IDENT. | <b>CHEVROLET - Continued</b>                              |                 |                |             | <b>CHEVROLET - Continued</b>                                   |                 |                |             |
|                           | <b>C50 - Continued</b>                                    |                 |                |             | <b>C50 - Continued</b>   |                 |                |             |
|                           | <b>1968</b>   |                 |                |             | <b>1962 - Continued</b>  |                 |                |             |
| SYSTEM & COMPONENT IDENT. | <b>GM 6-CYL. 250 ENG.</b>                                 |                 |                |             | <b>GM V-8 283 ENG.; GM V-8 327 ENG. - Continued</b>            |                 |                |             |
|                           | Pressure .....  | 71300           |                |             | Return .....   |                 |                | ★           |
|                           | Reservoir .....   |                 | ☼              |             |  |                 |                |             |
|                           | Return .....  |                 | ★              |             |  |                 |                |             |
|                           | <b>GM V-8 283 ENG.; GM V-8 307 ENG.; GM V-8 327 ENG.</b>  |                 |                |             | <b>1961-1960</b>   |                 |                |             |
|                           | Pressure .....  | 71302           |                | 39212       | <b>GM 6-CYL. 235 ENG.; GM 6-CYL. 261 ENG.</b>                  |                 |                |             |
|                           | Reservoir .....   |                 | ☼              |             | Cyl.....   | ②71300          |                |             |
|                           | Return .....  |                 | ★              |             | Pressure .....   | 71303           |                |             |
|                           | <b>GM V-8 366 ENG.</b>                                    |                 |                |             | <b>GM V-8 283 ENG.</b>   |                 |                |             |
| PASS. CARS                | Pressure .....  | 71304           |                |             | Cyl.....   | ②71300          |                |             |
|                           | Reservoir .....   |                 | ☼              |             | Pressure .....   | 71300           |                |             |
|                           | Return .....  |                 | ★              |             | Reservoir .....  |                 | ☼              |             |
|                           | <b>1967</b>   |                 |                |             | <b>GM V-8 283 ENG.</b>   |                 |                |             |
|                           | <b>GM 6-CYL. 230 ENG.</b>                                 |                 |                |             | <b>C60</b>   |                 |                |             |
|                           | Reservoir .....   |                 | ☼              |             | <b>1990</b>  |                 |                |             |
|                           | Return .....  |                 | ★              |             | <b>CATERPILLAR 3116 DIESEL ENG.</b>                            |                 |                |             |
| LIGHT TRUCKS              | <b>GM 6-CYL. 250 ENG.</b>                                 |                 |                |             | Ross Stg. Gear .....   |                 |                |             |
|                           | Pressure .....  | 71300           |                |             | 91942  |                 |                |             |
|                           | Reservoir .....   |                 | ☼              |             | Ross Stg. Gear .....   |                 |                |             |
|                           | Return .....  |                 | ★              |             | 91943  |                 |                |             |
|                           | <b>GM V-8 283 ENG.; GM V-8 327 ENG.</b>                   |                 |                |             | Pressure - To Gear; W/Hyd. Brakes;                             |                 |                |             |
|                           | Pressure .....  | 71302           |                | 39212       | W/Saginaw Stg. Gear; ☆N.....                                   |                 |                |             |
|                           | Reservoir .....   |                 | ☼              |             | 91925  |                 |                |             |
|                           | Return .....  |                 | ★              |             | <b>DETROIT DIESEL V-8 8.2 L DIESEL ENG.</b>                    |                 |                |             |
|                           | <b>GM V-8 366 ENG.</b>                                    |                 |                |             | Pressure - From Pump; W/5000, 7000,                            |                 |                |             |
|                           | Pressure .....  | 71304           |                |             | 9000 Lb. Axle.....   |                 |                |             |
|                           | Reservoir .....   |                 | ☼              |             | 80199  |                 |                |             |
|                           | Return .....  |                 | ★              |             | <b>GM V-8 5.7 L ENG.; GM V-8 6.0 L ENG.; GM V-8 7.0 L ENG.</b> |                 |                |             |
| MEDIUM/HEAVY TRUCKS       | <b>GM V-8 283 ENG.</b>                                    |                 |                |             | Pressure; W/Air Brakes; W/24" P.S.                             |                 |                |             |
|                           | Pressure .....  | 71304           |                |             | Assy.....  |                 |                |             |
|                           | Reservoir .....   |                 | ☼              |             | 80195  |                 |                |             |
|                           | Return .....  |                 | ★              |             | Pressure - From Pump; W/Hyd. Brakes                            |                 |                |             |
|                           | <b>1966</b>   |                 |                |             | 80196  |                 |                |             |
|                           | <b>GM 6-CYL. 230 ENG.; GM 6-CYL. 250 ENG.; GM V-8 283</b> |                 |                |             | Pressure - To Gear; W/Hyd. Brakes;                             |                 |                |             |
|                           | <b>ENG.; GM V-8 327 ENG.; GM V-8 366 ENG.; GM V-8 427</b> |                 |                |             | W/5000, 7000, 9000 Lb. Axle.....                               |                 |                |             |
|                           | <b>ENG.</b>   |                 |                |             | 91924  |                 |                |             |
|                           | Cyl.; W/5000, 7000 Lb. Axle.....                          | ②71302          |                |             | <b>1989</b>  |                 |                |             |
|                           | Cyl.; W/9000, 11,000 Lb. Axle.....                        | ②71303          |                |             | <b>DETROIT DIESEL V-8 8.2 L DIESEL ENG.</b>                    |                 |                |             |
|                           | Pressure .....  | 71305           |                |             | Pressure - From Pump; W/5000, 7000,                            |                 |                |             |
|                           | Reservoir .....   |                 | ☼              |             | 9000 Lb. Axle.....   |                 |                |             |
|                           | Return .....  |                 | ★              |             | 80199  |                 |                |             |
| BUSES                     | <b>1965-1963</b>  |                 |                |             | Pressure - To Gear; W/7000, 9000 Lb.                           |                 |                |             |
|                           | <b>GM 6-CYL. 230 ENG.; GM 6-CYL. 250 ENG.; GM V-8 283</b> |                 |                |             | Front Axle.....  |                 |                |             |
|                           | <b>ENG.; GM V-8 327 ENG.</b>                              |                 |                |             | 91924  |                 |                |             |
|                           | Cyl.; W/5000, 7000 Lb. Axle.....                          | ②71302          |                |             | <b>GM V-8 5.7 L ENG.; GM V-8 6.0 L ENG.</b>                    |                 |                |             |
|                           | Cyl.; W/9000, 11,000 Lb. Axle.....                        | ②71303          |                |             | Pressure; W/Air Brakes; W/24" P.S.                             |                 |                |             |
|                           | Pressure .....  | 71305           |                |             | Assy.....  |                 |                |             |
|                           | Reservoir .....   |                 | ☼              |             | 80195  |                 |                |             |
|                           | Return .....  |                 | ★              |             | Pressure - From Pump; W/Hyd. Brakes                            |                 |                |             |
| HOSE NUMERICAL            | <b>1962</b>   |                 |                |             | 80196  |                 |                |             |
|                           | <b>GM 6-CYL. 230 ENG.; GM 6-CYL. 250 ENG.; GM V-8 283</b> |                 |                |             | Pressure - To Gear; W/Hyd. Brakes;                             |                 |                |             |
|                           | <b>ENG.; GM V-8 327 ENG.</b>                              |                 |                |             | W/5000, 7000, 9000 Lb. Axle.....                               |                 |                |             |
|                           | Cyl.; W/5000, 7000 Lb. Axle.....                          | ②71302          |                |             | 91924  |                 |                |             |
|                           | Cyl.; W/9000, 11,000 Lb. Axle.....                        | ②71303          |                |             | Return .....   |                 |                |             |
|                           | Pressure .....  | 71305           |                |             | ★  |                 |                |             |
|                           | Reservoir .....   |                 | ☼              |             | <b>1988</b>  |                 |                |             |
|                           | Return .....  |                 | ★              |             | <b>DETROIT DIESEL V-8 8.2 L DIESEL ENG.</b>                    |                 |                |             |
| REPAIR KITS               | <b>1962</b>   |                 |                |             | Pressure - From Pump; W/5000, 7000,                            |                 |                |             |
|                           | <b>GM 6-CYL. 235 ENG.; GM 6-CYL. 261 ENG.</b>             |                 |                |             | 9000 Lb. Axle; W/Saginaw Stg.                                  |                 |                |             |
|                           | Cyl.....  | ②71300          |                |             | Gear; ☆N.....  |                 |                |             |
|                           | Pressure .....  | 71303           |                |             | 80199  |                 |                |             |
|                           | Reservoir .....   |                 | ☼              |             | Pressure - To Gear; W/7000, 9000 Lb.                           |                 |                |             |
|                           | Return .....  |                 | ★              |             | Front Axle; W/Saginaw Stg. Gear;                               |                 |                |             |
|                           | <b>GM V-8 283 ENG.; GM V-8 327 ENG.</b>                   |                 |                |             | ☆N.....  |                 |                |             |
|                           | Cyl.....  | ②71300          |                |             | 91924  |                 |                |             |
|                           | Pressure .....  | 71300           |                |             | <b>GM V-8 5.7 L ENG.; GM V-8 6.0 L ENG.</b>                    |                 |                |             |
|                           | Reservoir .....   |                 | ☼              |             | Pressure; W/Air Brakes; W/24" P.S.                             |                 |                |             |
|                           | Return .....  |                 | ★              |             | Assy.....  |                 |                |             |
| KIT NUMERICAL             | <b>1962</b>   |                 |                |             | 80195  |                 |                |             |
|                           | <b>GM 6-CYL. 235 ENG.; GM 6-CYL. 261 ENG.</b>             |                 |                |             | Pressure - From Pump; W/Hyd. Brakes                            |                 |                |             |
|                           | Cyl.....  | ②71300          |                |             | 80196  |                 |                |             |
|                           | Pressure .....  | 71303           |                |             | Pressure - To Gear; W/Hyd. Brakes;                             |                 |                |             |
|                           | Reservoir .....   |                 | ☼              |             | W/5000, 7000, 9000 Lb. Axle.....                               |                 |                |             |
|                           | Return .....  |                 | ★              |             | 91924  |                 |                |             |
|                           | <b>GM V-8 283 ENG.; GM V-8 327 ENG.</b>                   |                 |                |             | Return .....   |                 |                |             |
|                           | Cyl.....  | ②71300          |                |             | ★  |                 |                |             |
|                           | Pressure .....  | 71300           |                |             | <b>1988</b>  |                 |                |             |
|                           | Reservoir .....   |                 | ☼              |             | <b>DETROIT DIESEL V-8 8.2 L DIESEL ENG.</b>                    |                 |                |             |
|                           | Return .....  |                 | ★              |             | Pressure - From Pump; W/5000, 7000,                            |                 |                |             |
| ILLUSTRATIONS             | <b>1962</b>   |                 |                |             | 9000 Lb. Axle; W/Saginaw Stg.                                  |                 |                |             |
|                           | <b>GM 6-CYL. 235 ENG.; GM 6-CYL. 261 ENG.</b>             |                 |                |             | Gear; ☆N.....  |                 |                |             |
|                           | Cyl.....  | ②71300          |                |             | 80199  |                 |                |             |
|                           | Pressure .....  | 71303           |                |             | Pressure - To Gear; W/7000, 9000 Lb.                           |                 |                |             |
|                           | Reservoir .....   |                 | ☼              |             | Front Axle; W/Saginaw Stg. Gear;                               |                 |                |             |
|                           | Return .....  |                 | ★              |             | ☆N.....  |                 |                |             |
|                           | <b>GM V-8 283 ENG.; GM V-8 327 ENG.</b>                   |                 |                |             | 91924  |                 |                |             |
|                           | Cyl.....  | ②71300          |                |             | <b>GM V-8 5.7 L ENG.; GM V-8 6.0 L ENG.</b>                    |                 |                |             |
|                           | Pressure .....  | 71300           |                |             | Pressure; W/Air Brakes; W/24" P.S.                             |                 |                |             |
|                           | Reservoir .....   |                 | ☼              |             | Assy.....  |                 |                |             |
|                           | Return .....  |                 | ★              |             | 80195  |                 |                |             |
|                           | <b>1962</b>   |                 |                |             | Pressure - From Pump; W/Hyd. Brakes                            |                 |                |             |
|                           | <b>GM 6-CYL. 235 ENG.; GM 6-CYL. 261 ENG.</b>             |                 |                |             | 80196  |                 |                |             |
|                           | Cyl.....  | ②71300          |                |             | Pressure - To Gear; W/Hyd. Brakes;                             |                 |                |             |
|                           | Pressure .....  | 71303           |                |             | W/5000, 7000, 9000 Lb. Axle.....                               |                 |                |             |
|                           | Reservoir .....   |                 | ☼              |             | 91924  |                 |                |             |
|                           | Return .....  |                 | ★              |             | Return .....   |                 |                |             |
|                           | <b>GM V-8 283 ENG.; GM V-8 327 ENG.</b>                   |                 |                |             | ★  |                 |                |             |
|                           | Cyl.....  | ②71300          |                |             | <b>1988</b>  |                 |                |             |
|                           | Pressure .....  | 71300           |                |             | <b>DETROIT DIESEL V-8 8.2 L DIESEL ENG.</b>                    |                 |                |             |
|                           | Reservoir .....   |                 | ☼              |             | Pressure - From Pump; W/5000, 7000,                            |                 |                |             |
|                           | Return .....  |                 | ★              |             | 9000 Lb. Axle; W/Saginaw Stg.                                  |                 |                |             |
|                           | <b>1962</b>   |                 |                |             | Gear; ☆N.....  |                 |                |             |
|                           | <b>GM 6-CYL. 235 ENG.; GM 6-CYL. 261 ENG.</b>             |                 |                |             | 80199  |                 |                |             |
|                           | Cyl.....  | ②71300          |                |             | Pressure - To Gear; W/7000, 9000 Lb.                           |                 |                |             |
|                           | Pressure .....  | 71303           |                |             | Front Axle; W/Saginaw Stg. Gear;                               |                 |                |             |
|                           | Reservoir .....   |                 | ☼              |             | ☆N.....  |                 |                |             |
|                           | Return .....  |                 | ★              |             | 91924  |                 |                |             |
|                           | <b>GM V-8 283 ENG.; GM V-8 327 ENG.</b>                   |                 |                |             | <b>GM V-8 5.7 L ENG.; GM V-8 6.0 L ENG.</b>                    |                 |                |             |
|                           | Cyl.....  | ②71300          |                |             | Pressure; W/Air Brakes; W/24" P.S.                             |                 |                |             |
|                           | Pressure .....  | 71300           |                |             | Assy.....  |                 |                |             |
|                           | Reservoir .....   |                 | ☼              |             | 80195  |                 |                |             |
|                           | Return .....  |                 | ★              |             | Pressure - From Pump; W/Hyd. Brakes                            |                 |                |             |
|                           | <b>1962</b>   |                 |                |             | 80196  |                 |                |             |
|                           | <b>GM 6-CYL. 235 ENG.; GM 6-CYL. 261 ENG.</b>             |                 |                |             | Pressure - To Gear; W/Hyd. Brakes;                             |                 |                |             |
|                           | Cyl.....  | ②71300          |                |             | W/5000, 7000, 9000 Lb. Axle.....                               |                 |                |             |
|                           | Pressure .....  | 71303           |                |             | 91924  |                 |                |             |
|                           | Reservoir .....   |                 | ☼              |             | Return .....   |                 |                |             |
|                           | Return .....  |                 | ★              |             | ★  |                 |                |             |

\* Cut From C.P.E. 3/8" I.D. Hose: 71350 (48"), 81352 (25").  
 † Cut From S.A.E. 1 1/32" I.D. Hose: 80062 (12"), 80063 (24"), 80064 (36"), 81353 (25").  
 ★ Cut From S.A.E. 3/8" I.D. Hose: 71224 (24"), 71236 (36"), 71206 (48"), 81206 (25"). May Also Use 3/8" C.P.E.  
 ☼ Cut From S.A.E. 5/8" I.D. Hose: 71351 (36").  
 □ Cut From 1/2" I.D. Suction Hose: 71296 (36"), 81354 (10").  
 † Cut From 5/8" I.D. Suction Hose: 71207 (42"), 81355 (10").  
 ☆ Cut From 3/4" I.D. Suction Hose: 71297 (36"), 81356 (10").  
 ☆ See Page A14 For Pump or Gear Identification.

② Two Required.  
 ③ Three Required.  
 ④ Four Required.  
 < Cut To Fit.  
 ☼ Replaces Both Upper and Lower Hose.  
 ▲ 252660 Adaptor Required For Some Models.  
 ☼ See Page A6 For Installation Procedure.

# Power Steering Hose for Medium and Heavy-Duty Trucks

| Application  | Assembly Number | Multi-Use Hose | End Fitting | Application   | Assembly Number | Multi-Use Hose | End Fitting |
|--|-----------------|----------------|-------------|---|-----------------|----------------|-------------|
| <b>CHEVROLET - Continued</b>   |                 |                |             | <b>CHEVROLET - Continued</b>  |                 |                |             |
| <b>C60 - Continued</b>   |                 |                |             | <b>C60 - Continued</b>  |                 |                |             |
| <b>1988 - Continued</b>  |                 |                |             | <b>1984-1983 - Continued</b>  |                 |                |             |
| <b>GM V-8 5.7 L ENG.; GM V-8 6.0 L ENG. - Continued</b>  |                 |                |             | <b>GM V-8 5.7 L ENG.; GM V-8 6.0 L ENG. - Continued</b>                       |                 |                |             |
| Reservoir .....  |                 | ✳              |             | Pressure; W/Air Brakes; W/39" P.S.  |                 |                |             |
| Return .....   |                 | *              |             | Assy.....   | 80197           |                |             |
| <b>1987</b>  |                 |                |             | Pressure - From Pump; W/Hyd. Brakes   | 80196           |                |             |
| <b>DETROIT DIESEL V-8 8.2 L DIESEL ENG.</b>  |                 |                |             | Reservoir .....   |                 | ✳              |             |
| Pressure - From Pump; W/5000, 7000,<br>9000 Lb. Axle; W/Saginaw Stg.                               |                 |                |             | Return .....  |                 | *              |             |
| Gear; ☆N .....   | 80199           |                |             | <b>1982-1981</b>  |                 |                |             |
| <b>GM V-8 5.7 L ENG.</b>   |                 |                |             | <b>DETROIT DIESEL V-8 8.2 L DIESEL ENG.</b>                                   |                 |                |             |
| Pressure; W/Air Brakes; W/24" P.S.   |                 |                |             | Pressure - From Pump; W/7000, 9000<br>Lb. Axle .....                          | 80199           |                |             |
| Assy.....  | 80195           |                |             | <b>GM 6-CYL. 4.8 L ENG.</b>   |                 |                |             |
| Pressure; W/Air Brakes; W/39" P.S.   |                 |                |             | Pressure .....  | 71306           |                |             |
| Assy.....  | 80197           |                |             | Reservoir .....   |                 | ✳              |             |
| Pressure - From Pump; W/Hyd. Brakes  | 80196           |                |             | Return .....  |                 | *              |             |
| Reservoir .....  |                 | ✳              |             | <b>GM V-8 5.7 L ENG.; GM V-8 6.0 L ENG.</b>                                   |                 |                |             |
| Return .....   |                 | *              |             | Pressure; W/Air Brakes; W/24" P.S.  |                 |                |             |
| <b>GM V-8 6.0 L ENG.</b>   |                 |                |             | Assy.....   | 80195           |                |             |
| Pressure; W/Air Brakes; W/24" P.S.   |                 |                |             | Pressure; W/Air Brakes; W/39" P.S.  |                 |                |             |
| Assy.....  | 80195           |                |             | Assy.....   | 80197           |                |             |
| Pressure; W/Air Brakes; W/39" P.S.   |                 |                |             | Pressure; W/Hyd. Brakes.....  | 80196           |                |             |
| Pressure - From Pump; W/Hyd. Brakes  | 80196           |                |             | Reservoir .....   |                 | ✳              |             |
| Pressure - To Gear; W/Hyd. Brakes;<br>W/5000, 7000, 9000 Lb. Axle;<br>W/Saginaw Stg. Gear; ☆N..... | 91924           |                |             | Return .....  |                 | *              |             |
| Reservoir .....  |                 | ✳              |             | <b>1980</b>   |                 |                |             |
| Return .....   |                 | *              |             | <b>GM 6-CYL. 4.8 L ENG.</b>   |                 |                |             |
| <b>1986-1985</b>   |                 |                |             | Pressure .....  | 71306           |                |             |
| <b>DETROIT DIESEL V-8 8.2 L DIESEL ENG.</b>  |                 |                |             | Reservoir .....   |                 | ✳              |             |
| Pressure - From Pump; W/5000, 7000,<br>9000 Lb. Axle; W/Saginaw Stg.                               |                 |                |             | Return .....  |                 | *              |             |
| Gear; ☆N .....   | 80199           |                |             | <b>GM V-8 5.7 L ENG.; GM V-8 6.0 L ENG.</b>                                   |                 |                |             |
| <b>GM V-8 5.7 L ENG.</b>   |                 |                |             | Pressure; W/Air Brakes; W/24" P.S.  |                 |                |             |
| Pressure; W/Air Brakes; W/24" P.S.   |                 |                |             | Assy.....   | 80195           |                |             |
| Assy.....  | 80195           |                |             | Pressure; W/Air Brakes; W/39" P.S.  |                 |                |             |
| Pressure; W/Air Brakes; W/39" P.S.   |                 |                |             | Assy.....   | 80197           |                |             |
| Assy.....  | 80197           |                |             | Pressure; W/Hyd. Brakes.....  | 80196           |                |             |
| Pressure - From Pump; W/Hyd. Brakes  | 80196           |                |             | Reservoir .....   |                 | ✳              |             |
| Reservoir .....  |                 | ✳              |             | Return .....  |                 | *              |             |
| Return .....   |                 | *              |             | <b>1979</b>   |                 |                |             |
| <b>GM V-8 6.0 L ENG.</b>   |                 |                |             | <b>GM 6-CYL. 292 ENG.</b>   |                 |                |             |
| Pressure; W/Air Brakes; W/24" P.S.   |                 |                |             | Pressure .....  | 71306           |                |             |
| Assy.....  | 80195           |                |             | Reservoir .....   |                 | ✳              |             |
| Pressure; W/Air Brakes; W/39" P.S.   |                 |                |             | Return .....  |                 | *              |             |
| Assy.....  | 80197           |                |             | <b>GM V-8 350 ENG.; GM V-8 366 ENG.; GM V-8 427 ENG.; GM<br/>V-8 454 ENG.</b> |                 |                |             |
| Pressure - From Pump; W/Hyd. Brakes  | 80196           |                |             | Pressure; W/Air Brakes; W/24" P.S.  |                 |                |             |
| Pressure - To Gear; W/5000, 7000,<br>9000 Lb. Axle; W/Saginaw Stg.                                 | 91924           |                |             | Assy.....   | 80195           |                |             |
| Gear; ☆N .....   |                 |                |             | Pressure; W/Air Brakes; W/39" P.S.  |                 |                |             |
| Reservoir .....  |                 | ✳              |             | Assy.....   | 80197           |                |             |
| Return .....   |                 | *              |             | Pressure; W/Hyd. Brakes.....  | 80196           |                |             |
| <b>1984-1983</b>   |                 |                |             | Reservoir .....   |                 | ✳              |             |
| <b>DETROIT DIESEL V-8 8.2 L DIESEL ENG.</b>  |                 |                |             | Return .....  |                 | *              |             |
| Pressure - From Pump; W/5000, 7000,<br>9000 Lb. Axle; W/Saginaw Stg.                               |                 |                |             | <b>1978-1977</b>  |                 |                |             |
| Gear; ☆N .....   | 80199           |                |             | <b>GM V-8 350 ENG.; GM V-8 366 ENG.; GM V-8 427 ENG.; GM<br/>V-8 454 ENG.</b> |                 |                |             |
| <b>GM V-8 5.7 L ENG.; GM V-8 6.0 L ENG.</b>  |                 |                |             | Cyl.....  | Ⓣ71301          |                |             |
| Pressure; W/Air Brakes; W/24" P.S.   |                 |                |             | Pressure; W/Air Brakes; W/24" P.S.  |                 |                |             |
| Assy.....  | 80195           |                |             | Assy.....   | 80195           |                |             |
| Pressure; W/Air Brakes; W/39" P.S.   |                 |                |             | Pressure; W/Air Brakes; W/39" P.S.  |                 |                |             |
| Assy.....  | 80197           |                |             | Assy.....   | 80197           |                |             |
| Pressure - From Pump; W/Hyd. Brakes  | 80196           |                |             | Pressure; W/Hyd. Brakes.....  | 80196           |                |             |
| Pressure - To Gear; W/5000, 7000,<br>9000 Lb. Axle; W/Saginaw Stg.                                 | 91924           |                |             | Reservoir .....   |                 | ✳              |             |
| Gear; ☆N .....   |                 |                |             | Return .....  |                 | *              |             |
| Reservoir .....  |                 | ✳              |             | <b>1984-1983</b>  |                 |                |             |
| Return .....   |                 | *              |             | <b>DETROIT DIESEL V-8 8.2 L DIESEL ENG.</b>                                   |                 |                |             |
| <b>1984-1983</b>   |                 |                |             | <b>GM V-8 350 ENG.; GM V-8 366 ENG.; GM V-8 427 ENG.; GM<br/>V-8 454 ENG.</b> |                 |                |             |
| <b>DETROIT DIESEL V-8 8.2 L DIESEL ENG.</b>  |                 |                |             | Pressure; W/Air Brakes; W/24" P.S.  |                 |                |             |
| Pressure - From Pump; W/5000, 7000,<br>9000 Lb. Axle; W/Saginaw Stg.                               |                 |                |             | Assy.....   | 80195           |                |             |
| Gear; ☆N .....   | 80199           |                |             | Pressure; W/Air Brakes; W/39" P.S.  |                 |                |             |
| <b>GM V-8 5.7 L ENG.; GM V-8 6.0 L ENG.</b>  |                 |                |             | Assy.....   | 80197           |                |             |
| Pressure; W/Air Brakes; W/24" P.S.   |                 |                |             | Pressure; W/Hyd. Brakes.....  | 80196           |                |             |
| Assy.....  | 80195           |                |             | Reservoir .....   |                 | ✳              |             |
| Pressure - From Pump; W/Hyd. Brakes  | 80196           |                |             | Return .....  |                 | *              |             |
| Pressure - To Gear; W/5000, 7000,<br>9000 Lb. Axle; W/Saginaw Stg.                                 | 91924           |                |             | <b>1978-1977</b>  |                 |                |             |
| Gear; ☆N .....   |                 |                |             | <b>GM V-8 350 ENG.; GM V-8 366 ENG.; GM V-8 427 ENG.; GM<br/>V-8 454 ENG.</b> |                 |                |             |
| Reservoir .....  |                 | ✳              |             | Cyl.....  | Ⓣ71301          |                |             |
| Return .....   |                 | *              |             | Pressure; W/Air Brakes; W/24" P.S.  |                 |                |             |
| <b>1984-1983</b>   |                 |                |             | Assy.....   | 80195           |                |             |
| <b>DETROIT DIESEL V-8 8.2 L DIESEL ENG.</b>  |                 |                |             | Pressure; W/Air Brakes; W/39" P.S.  |                 |                |             |
| Pressure - From Pump; W/5000, 7000,<br>9000 Lb. Axle; W/Saginaw Stg.                               |                 |                |             | Assy.....   | 80197           |                |             |
| Gear; ☆N .....   | 80199           |                |             | Pressure; W/Hyd. Brakes.....  | 80196           |                |             |
| <b>GM V-8 5.7 L ENG.; GM V-8 6.0 L ENG.</b>  |                 |                |             | Reservoir .....   |                 | ✳              |             |
| Pressure; W/Air Brakes; W/24" P.S.   |                 |                |             | Return .....  |                 | *              |             |
| Assy.....  | 80195           |                |             | <b>1978-1977</b>  |                 |                |             |
| Pressure - From Pump; W/Hyd. Brakes  | 80196           |                |             | <b>GM V-8 350 ENG.; GM V-8 366 ENG.; GM V-8 427 ENG.; GM<br/>V-8 454 ENG.</b> |                 |                |             |
| Pressure - To Gear; W/5000, 7000,<br>9000 Lb. Axle; W/Saginaw Stg.                                 | 91924           |                |             | Cyl.....  | Ⓣ71301          |                |             |
| Gear; ☆N .....   |                 |                |             | Pressure; W/Air Brakes; W/24" P.S.  |                 |                |             |
| Reservoir .....  |                 | ✳              |             | Assy.....   | 80195           |                |             |
| Return .....   |                 | *              |             | Pressure; W/Air Brakes; W/39" P.S.  |                 |                |             |
| <b>1984-1983</b>   |                 |                |             | Assy.....   | 80197           |                |             |
| <b>DETROIT DIESEL V-8 8.2 L DIESEL ENG.</b>  |                 |                |             | Pressure; W/Hyd. Brakes.....  | 80196           |                |             |
| Pressure - From Pump; W/5000, 7000,<br>9000 Lb. Axle; W/Saginaw Stg.                               |                 |                |             | Reservoir .....   |                 | ✳              |             |
| Gear; ☆N .....   | 80199           |                |             | Return .....  |                 | *              |             |
| <b>GM V-8 5.7 L ENG.; GM V-8 6.0 L ENG.</b>  |                 |                |             | <b>1978-1977</b>  |                 |                |             |
| Pressure; W/Air Brakes; W/24" P.S.   |                 |                |             | <b>GM V-8 350 ENG.; GM V-8 366 ENG.; GM V-8 427 ENG.; GM<br/>V-8 454 ENG.</b> |                 |                |             |
| Assy.....  | 80195           |                |             | Cyl.....  | Ⓣ71301          |                |             |
| Pressure - From Pump; W/Hyd. Brakes  | 80196           |                |             | Pressure; W/Air Brakes; W/24" P.S.  |                 |                |             |
| Pressure - To Gear; W/5000, 7000,<br>9000 Lb. Axle; W/Saginaw Stg.                                 | 91924           |                |             | Assy.....   | 80195           |                |             |
| Gear; ☆N .....   |                 |                |             | Pressure; W/Air Brakes; W/39" P.S.  |                 |                |             |
| Reservoir .....  |                 | ✳              |             | Assy.....   | 80197           |                |             |
| Return .....   |                 | *              |             | Pressure; W/Hyd. Brakes.....  | 80196           |                |             |
| <b>1984-1983</b>   |                 |                |             | Reservoir .....   |                 | ✳              |             |
| <b>DETROIT DIESEL V-8 8.2 L DIESEL ENG.</b>  |                 |                |             | Return .....  |                 | *              |             |
| Pressure - From Pump; W/5000, 7000,<br>9000 Lb. Axle; W/Saginaw Stg.                               |                 |                |             | <b>1978-1977</b>  |                 |                |             |
| Gear; ☆N .....   | 80199           |                |             | <b>GM V-8 350 ENG.; GM V-8 366 ENG.; GM V-8 427 ENG.; GM<br/>V-8 454 ENG.</b> |                 |                |             |
| <b>GM V-8 5.7 L ENG.; GM V-8 6.0 L ENG.</b>  |                 |                |             | Cyl.....  | Ⓣ71301          |                |             |
| Pressure; W/Air Brakes; W/24" P.S.   |                 |                |             | Pressure; W/Air Brakes; W/24" P.S.  |                 |                |             |
| Assy.....  | 80195           |                |             | Assy.....   | 80195           |                |             |
| Pressure - From Pump; W/Hyd. Brakes  | 80196           |                |             | Pressure; W/Air Brakes; W/39" P.S.  |                 |                |             |
| Pressure - To Gear; W/5000, 7000,<br>9000 Lb. Axle; W/Saginaw Stg.                                 | 91924           |                |             | Assy.....   | 80197           |                |             |
| Gear; ☆N .....   |                 |                |             | Pressure; W/Hyd. Brakes.....  | 80196           |                |             |
| Reservoir .....  |                 | ✳              |             | Reservoir .....   |                 | ✳              |             |
| Return .....   |                 | *              |             | Return .....  |                 | *              |             |

- \* Cut From C.P.E. 3/8" I.D. Hose: 71350 (48"), 81352 (25').
- † Cut From S.A.E. 11/32" I.D. Hose: 80062 (12"), 80063 (24"), 80064 (36"), 81353 (25').
- ✳ Cut From S.A.E. 3/8" I.D. Hose: 71224 (24"), 71236 (36"), 71206 (48"), 81206 (25'). May Also Use 3/8" C.P.E.
- ✳ Cut From S.A.E. 5/8" I.D. Hose: 71351 (36").
- Cut From 1/2" I.D. Suction Hose: 71296 (36"), 81354 (10').
- ✳ Cut From 5/8" I.D. Suction Hose: 71207 (42"), 81355 (10').
- ✳ Cut From 3/4" I.D. Suction Hose: 71297 (36"), 81356 (10').
- ☆ See Page A14 For Pump or Gear Identification.

- Ⓣ Two Required.
- ③ Three Required.
- ④ Four Required.
- ✳ Cut To Fit.
- ✳ Replaces Both Upper and Lower Hose.
- ▲ 252660 Adaptor Required For Some Models.
- ✳ See Page A6 For Installation Procedure.

SYSTEM PUMP & GEAR IDENT.

SYSTEM & COMPONENT IDENT.

PASS. CARS

LIGHT TRUCKS

MEDIUM/HEAVY TRUCKS

BUSES

HOSE NUMERICAL

REPAIR KITS

KIT NUMERICAL

ILLUSTRATIONS

# Power Steering Hose for Medium and Heavy-Duty Trucks

**SYSTEM  
PUMP &  
GEAR  
IDENT.**

**SYSTEM &  
COM-  
PONENT  
IDENT.**

**PASS.  
CARS**

**LIGHT  
TRUCKS**

**MEDIUM/  
HEAVY  
TRUCKS**

**BUSES**

**HOSE  
NUMER-  
ICAL**

**REPAIR  
KITS**

**KIT  
NUMER-  
ICAL**

**ILLUST-  
RATIONS**

| Application   | Assembly Number | Multi-Use Hose | End Fitting |
|---|-----------------|----------------|-------------|
| <b>CHEVROLET - Continued</b>  |                 |                |             |
| <b>C60 - Continued</b>  |                 |                |             |
| <b>1978-1977 - Continued</b>  |                 |                |             |
| <b>GM V-8 350 ENG.; GM V-8 366 ENG.; GM V-8 427 ENG.; GM V-8 454 ENG. - Continued</b> |                 |                |             |
| Return .....  |                 | ★              |             |
| <b>1976-1975</b>  |                 |                |             |
| <b>GM V-8 350 ENG.</b>  |                 |                |             |
| Cyl.....  | ②71301          |                |             |
| Pressure .....  | 71299           |                |             |
| Reservoir .....   |                 | ✳              |             |
| Return .....  |                 | ★              |             |
| <b>GM V-8 366 ENG.; GM V-8 427 ENG.; GM V-8 454 ENG.</b>                              |                 |                |             |
| Cyl.....  | ②71301          |                |             |
| Pressure .....  | 71300           |                |             |
| Reservoir .....   |                 | ✳              |             |
| Return .....  |                 | ★              |             |
| <b>1974</b>   |                 |                |             |
| <b>GM V-8 350 ENG.; GM V-8 427 ENG.; GM V-8 454 ENG.</b>                              |                 |                |             |
| Cyl.....  | ②71301          |                |             |
| Pressure; W/Air Brakes; W/F070, F090  |                 |                |             |
| Axles.....  | 71300           |                | 39854       |
| Reservoir .....   |                 | ✳              |             |
| Return .....  |                 | ★              |             |
| <b>GM V-8 366 ENG.</b>  |                 |                |             |
| Cyl.....  | ②71301          |                |             |
| Pressure; W/Air Brakes; W/F070, F090  |                 |                |             |
| Axles.....  | 71306           |                |             |
| Reservoir .....   |                 | ✳              |             |
| Return .....  |                 | ★              |             |
| <b>1973</b>   |                 |                |             |
| <b>GM V-6 432 ENG.; GM V-6 478 ENG.</b>   |                 |                |             |
| Cyl.....  | ②71301          |                |             |
| Pressure .....  | 71305           |                |             |
| Reservoir .....   |                 | ✳              |             |
| Return .....  |                 | ★              |             |
| <b>GM V-8 307 ENG.; GM V-8 350 ENG.; GM V-8 427 ENG.; GM V-8 454 ENG.</b>             |                 |                |             |
| Cyl.....  | ②71301          |                |             |
| Pressure; W/F070, F090, F120 Axles....  | 71305           |                |             |
| Reservoir .....   |                 | ✳              |             |
| Return .....  |                 | ★              |             |
| <b>GM V-8 366 ENG.</b>  |                 |                |             |
| Cyl.....  | ②71301          |                |             |
| Pressure; W/F070, F090, F120 Axles....  | 71306           |                |             |
| Reservoir .....   |                 | ✳              |             |
| Return .....  |                 | ★              |             |
| <b>1972-1970</b>  |                 |                |             |
| <b>GM V-8 307 ENG.; GM V-8 350 ENG.; GM V-8 366 ENG.; GM V-8 427 ENG.</b>             |                 |                |             |
| Cyl.....  | ②71301          |                |             |
| Pressure .....  | 71302           |                | 39212       |
| Reservoir .....   |                 | ✳              |             |
| Return .....  |                 | ★              |             |
| <b>1969</b>   |                 |                |             |
| <b>GM V-8 350 ENG.</b>  |                 |                |             |
| Cyl.....  | ②71301          |                |             |
| Pressure .....  | 71302           |                | 39212       |
| Reservoir .....   |                 | ✳              |             |

| Application   | Assembly Number | Multi-Use Hose | End Fitting |
|---|-----------------|----------------|-------------|
| <b>CHEVROLET - Continued</b>  |                 |                |             |
| <b>C60 - Continued</b>  |                 |                |             |
| <b>1969 - Continued</b>   |                 |                |             |
| <b>GM V-8 350 ENG. - Continued</b>  |                 |                |             |
| Return .....  |                 |                | ★           |
| <b>GM V-8 366 ENG.; GM V-8 427 ENG.</b>                                   |                 |                |             |
| Cyl.....  | ②71301          |                |             |
| Pressure .....  | 71304           |                |             |
| Reservoir .....   |                 | ✳              |             |
| Return .....  |                 | ★              |             |
| <b>1968</b>   |                 |                |             |
| <b>GM V-8 283 ENG.; GM V-8 307 ENG.; GM V-8 327 ENG.</b>                  |                 |                |             |
| Pressure .....  | 71302           |                | 39212       |
| Reservoir .....   |                 | ✳              |             |
| Return .....  |                 | ★              |             |
| <b>GM V-8 366 ENG.</b>  |                 |                |             |
| Pressure .....  | 71304           |                |             |
| Reservoir .....   |                 | ✳              |             |
| Return .....  |                 | ★              |             |
| <b>1967</b>   |                 |                |             |
| <b>GM V-8 283 ENG.; GM V-8 327 ENG.</b>                                   |                 |                |             |
| Pressure .....  | 71302           |                | 39212       |
| Reservoir .....   |                 | ✳              |             |
| Return .....  |                 | ★              |             |
| <b>GM V-8 366 ENG.</b>  |                 |                |             |
| Pressure .....  | 71304           |                |             |
| Reservoir .....   |                 | ✳              |             |
| Return .....  |                 | ★              |             |
| <b>1966</b>   |                 |                |             |
| <b>GM V-8 283 ENG.; GM V-8 327 ENG.; GM V-8 366 ENG.; GM V-8 427 ENG.</b> |                 |                |             |
| Cyl.; W/5000, 7000 Lb. Axle.....  | ②71302          |                |             |
| Cyl.; W/9000, 11,000 Lb. Axle.....  | ②71303          |                |             |
| Pressure .....  | 71305           |                |             |
| Reservoir .....   |                 | ✳              |             |
| Return .....  |                 | ★              |             |
| <b>1965-1963</b>  |                 |                |             |
| <b>GM V-8 283 ENG.; GM V-8 327 ENG.; GM V-8 348 ENG.; GM V-8 409 ENG.</b> |                 |                |             |
| Cyl.; W/5000, 7000 Lb. Axle.....  | ②71302          |                |             |
| Cyl.; W/9000, 11,000 Lb. Axle.....  | ②71303          |                |             |
| Pressure .....  | 71305           |                |             |
| Reservoir .....   |                 | ✳              |             |
| Return .....  |                 | ★              |             |
| <b>1962</b>   |                 |                |             |
| <b>GM 6-CYL. 235 ENG.; GM 6-CYL. 261 ENG.</b>                             |                 |                |             |
| Cyl.....  | ②71300          |                |             |
| Pressure .....  | 71303           |                |             |
| Reservoir .....   |                 | ✳              |             |
| Return .....  |                 | ★              |             |
| <b>GM V-8 283 ENG.; GM V-8 327 ENG.; GM V-8 348 ENG.; GM V-8 409 ENG.</b> |                 |                |             |
| Cyl.....  | ②71300          |                |             |
| Pressure .....  | 71300           |                |             |
| Reservoir .....   |                 | ✳              |             |
| Return .....  |                 | ★              |             |

\* Cut From C.P.E. 3/8" I.D. Hose: 71350 (48"), 81352 (25").  
 † Cut From S.A.E. 11/32" I.D. Hose: 80062 (12"), 80063 (24"), 80064 (36"), 81353 (25").  
 ★ Cut From S.A.E. 3/8" I.D. Hose: 71224 (24"), 71236 (36"), 71206 (48"), 81206 (25"). May Also Use 3/8" C.P.E.  
 ✳ Cut From S.A.E. 5/8" I.D. Hose: 71351 (36").  
 □ Cut From 1/2" I.D. Suction Hose: 71296 (36"), 81354 (10").  
 † Cut From 5/8" I.D. Suction Hose: 71207 (42"), 81355 (10").  
 ✳ Cut From 3/4" I.D. Suction Hose: 71297 (36"), 81356 (10").  
 ☆ See Page A14 For Pump or Gear Identification.

② Two Required.  
 ③ Three Required.  
 ④ Four Required.  
 ✳ Cut To Fit.  
 ✳ Replaces Both Upper and Lower Hose.  
 ▲ 252660 Adaptor Required For Some Models.  
 ✳ See Page A6 For Installation Procedure.

# Power Steering Hose for Medium and Heavy-Duty Trucks

| Application  | Assembly Number | Multi-Use Hose | End Fitting | Application                                 | Assembly Number | Multi-Use Hose | End Fitting |       |
|--|-----------------|----------------|-------------|---|-----------------|----------------|-------------|-------|
| <b>CHEVROLET - Continued</b>                             |                 |                |             | <b>CHEVROLET - Continued</b>                |                 |                |             |       |
| <b>C60 - Continued</b>                                   |                 |                |             | <b>C70 - Continued</b>                      |                 |                |             |       |
| <b>1961-1960</b>   |                 |                |             | <b>1987</b>                                 |                 |                |             |       |
| <b>GM 6-CYL. 235 ENG.; GM 6-CYL. 261 ENG.</b>            |                 |                |             | <b>CATERPILLAR 3208 DIESEL ENG.</b>         |                 |                |             |       |
| Cyl.....   | ②71300          |                |             | Pressure; W/7000, 9000 Lb. Axle .....       | 80198           |                |             |       |
| Pressure .....   | 71303           |                |             | <b>DETROIT DIESEL V-8 8.2 L DIESEL ENG.</b> |                 |                |             |       |
| Reservoir .....  |                 | ✳              |             | Pressure - From Pump; W/5000, 7000,         |                 |                |             |       |
| Return .....   |                 | ★              |             | 9000 Lb. Axle; W/Saginaw Stg.               |                 |                |             |       |
| <b>GM V-8 283 ENG.; GM V-8 348 ENG.; GM V-8 409 ENG.</b> |                 |                |             | Gear; ☆N .....                              |                 |                |             | 80199 |
| Cyl.....   | ②71300          |                |             | <b>GM V-8 6.0 L ENG.; GM V-8 7.0 L ENG.</b> |                 |                |             |       |
| Pressure .....   | 71300           |                |             | Pressure; W/Air Brakes; W/24" P.S.          |                 |                |             |       |
| Reservoir .....  |                 | ✳              |             | Assy.....                                   | 80195           |                |             |       |
| Return.....  |                 | ★              |             | Pressure - From Pump; W/Hyd. Brakes         | 80196           |                |             |       |
| <b>C70</b>   |                 |                |             | Pressure - To Gear; W/Hyd. Brakes;          |                 |                |             |       |
| <b>1990</b>  |                 |                |             | W/5000, 7000, 9000 Lb. Axle;                |                 |                |             |       |
| <b>CATERPILLAR 3116 DIESEL ENG.</b>                      |                 |                |             | W/Saginaw Stg. Gear; ☆N.....                |                 |                |             | 91924 |
| Ross Stg. Gear .....                                     | 91942           |                |             | <b>1986-1985</b>                            |                 |                |             |       |
| Ross Stg. Gear .....                                     | 91943           |                |             | <b>CATERPILLAR 3208 DIESEL ENG.</b>         |                 |                |             |       |
| Pressure - To Gear; W/Hyd. Brakes;                       |                 |                |             | Pressure .....                              | 80198           |                |             |       |
| W/Saginaw Stg. Gear; ☆N.....                             | 91925           |                |             | <b>DETROIT DIESEL V-8 8.2 L DIESEL ENG.</b> |                 |                |             |       |
| <b>DETROIT DIESEL V-8 8.2 L DIESEL ENG.</b>              |                 |                |             | Pressure - From Pump; W/5000, 7000,         |                 |                |             |       |
| Pressure - From Pump; W/5000, 7000,                      |                 |                |             | 9000 Lb. Axle; W/Saginaw Stg.               |                 |                |             |       |
| 9000 Lb. Axle.....                                       | 80199           |                |             | Gear; ☆N .....                              | 80199           |                |             |       |
| <b>GM V-8 6.0 L ENG.; GM V-8 7.0 L ENG.</b>              |                 |                |             | <b>GM V-8 6.0 L ENG.; GM V-8 7.0 L ENG.</b> |                 |                |             |       |
| Ross Stg. Gear .....                                     | 80223           |                |             | Pressure; W/Air Brakes; W/24" P.S.          |                 |                |             |       |
| Ross Stg. Gear .....                                     | 91943           |                |             | Assy.....                                   | 80195           |                |             |       |
| Pressure - To Gear; W/Hyd. Brakes;                       |                 |                |             | Pressure; W/Air Brakes; W/39" P.S.          |                 |                |             |       |
| W/Saginaw Stg. Gear; ☆N.....                             | 91925           |                |             | Assy.....                                   | 80197           |                |             |       |
| <b>1989</b>  |                 |                |             | Pressure - From Pump; W/Hyd. Brakes         |                 |                |             |       |
| <b>CATERPILLAR 3208 DIESEL ENG.</b>                      |                 |                |             | Pressure - To Gear; W/5000, 7000,           |                 |                |             |       |
| Pressure; W/7000, 9000 Lb. Axle .....                    | 80198           |                |             | 9000 Lb. Axle; W/Saginaw Stg.               |                 |                |             |       |
| <b>DETROIT DIESEL V-8 8.2 L DIESEL ENG.</b>              |                 |                |             | Gear; ☆N .....                              |                 |                |             | 91924 |
| Pressure - From Pump; W/5000, 7000,                      |                 |                |             | <b>1984-1983</b>                            |                 |                |             |       |
| 9000 Lb. Axle.....                                       | 80199           |                |             | <b>CATERPILLAR 3208 DIESEL ENG.</b>         |                 |                |             |       |
| Pressure - To Gear; W/7000, 9000 Lb.                     |                 |                |             | Pressure .....                              | 80198           |                |             |       |
| Front Axle.....  | 91924           |                |             | <b>DETROIT DIESEL V-8 8.2 L DIESEL ENG.</b> |                 |                |             |       |
| <b>GM V-8 6.0 L ENG.; GM V-8 7.0 L ENG.</b>              |                 |                |             | Pressure - From Pump; W/5000, 7000,         |                 |                |             |       |
| Pressure; W/Air Brakes; W/24" P.S.                       |                 |                |             | 9000 Lb. Axle; W/Saginaw Stg.               |                 |                |             |       |
| Assy.....  | 80195           |                |             | Gear; ☆N .....                              | 80199           |                |             |       |
| Pressure - From Pump; W/Hyd. Brakes                      | 80196           |                |             | <b>GM V-8 6.0 L ENG.; GM V-8 7.0 L ENG.</b> |                 |                |             |       |
| Pressure - To Gear; W/Hyd. Brakes;                       |                 |                |             | Pressure; W/Air Brakes; W/24" P.S.          |                 |                |             |       |
| W/5000, 7000, 9000 Lb. Axle.....                         | 91924           |                |             | Assy.....                                   | 80195           |                |             |       |
| <b>1988</b>  |                 |                |             | Pressure; W/Air Brakes; W/39" P.S.          |                 |                |             |       |
| <b>CATERPILLAR 3208 DIESEL ENG.</b>                      |                 |                |             | Assy.....                                   |                 |                |             |       |
| Pressure; W/7000, 9000 Lb. Axle .....                    | 80198           |                |             | 80197                                       |                 |                |             |       |
| <b>DETROIT DIESEL V-8 8.2 L DIESEL ENG.</b>              |                 |                |             | Pressure - From Pump; W/Hyd. Brakes         |                 |                |             |       |
| Pressure - From Pump; W/5000, 7000,                      |                 |                |             | 80196                                       |                 |                |             |       |
| 9000 Lb. Axle; W/Saginaw Stg.                            |                 |                |             | <b>1982-1981</b>                            |                 |                |             |       |
| Gear; ☆N.....  | 80199           |                |             | <b>CATERPILLAR 3208 DIESEL ENG.</b>         |                 |                |             |       |
| Pressure - To Gear; W/7000, 9000 Lb.                     |                 |                |             | Pressure .....                              | 80198           |                |             |       |
| Front Axle; W/Saginaw Stg. Gear;                         |                 |                |             | <b>DETROIT DIESEL V-8 8.2 L DIESEL ENG.</b> |                 |                |             |       |
| ☆N.....  | 91924           |                |             | Pressure - From Pump; W/7000, 9000          |                 |                |             |       |
| <b>GM V-8 6.0 L ENG.; GM V-8 7.0 L ENG.</b>              |                 |                |             | Lb. Axle .....                              |                 |                |             |       |
| Pressure; W/Air Brakes; W/24" P.S.                       |                 |                |             | 80199                                       |                 |                |             |       |
| Assy.....  | 80195           |                |             | <b>GM V-8 6.0 L ENG.; GM V-8 7.0 L ENG.</b> |                 |                |             |       |
| Pressure - From Pump; W/Hyd. Brakes                      | 80196           |                |             | Pressure; W/Air Brakes; W/24" P.S.          |                 |                |             |       |
| Pressure - To Gear; W/Hyd. Brakes;                       |                 |                |             | Assy.....                                   | 80195           |                |             |       |
| W/5000, 7000, 9000 Lb. Axle.....                         | 91924           |                |             | Pressure; W/Air Brakes; W/39" P.S.          |                 |                |             |       |
|  |                 |                |             | Assy.....                                   |                 |                |             |       |
|  |                 |                |             | 80197                                       |                 |                |             |       |
|  |                 |                |             | Pressure - From Pump; W/Hyd. Brakes         |                 |                |             |       |
|  |                 |                |             | 80196                                       |                 |                |             |       |

✳ Cut From C.P.E. 3/8" I.D. Hose: 71350 (48"), 81352 (25').  
 † Cut From S.A.E. 11/32" I.D. Hose: 80062 (12"), 80063 (24"), 80064 (36"), 81353 (25').  
 ✳ Cut From S.A.E. 3/8" I.D. Hose: 71224 (24"), 71236 (36"), 71206 (48"), 81206 (25'). May Also Use 3/8" C.P.E.  
 ✳ Cut From S.A.E. 5/8" I.D. Hose: 71351 (36").  
 □ Cut From 1/2" I.D. Suction Hose: 71296 (36"), 81354 (10').  
 † Cut From 5/8" I.D. Suction Hose: 71207 (42"), 81355 (10').  
 ✳ Cut From 3/4" I.D. Suction Hose: 71297 (36"), 81356 (10').  
 ☆ See Page A14 For Pump or Gear Identification.

② Two Required.  
 ③ Three Required.  
 ④ Four Required.  
 ✳ Cut To Fit.  
 ✳ Replaces Both Upper and Lower Hose.  
 ▲ 252660 Adaptor Required For Some Models.  
 ✳ See Page A6 For Installation Procedure.

SYSTEM PUMP & GEAR IDENT.

SYSTEM & COMPONENT IDENT.

PASS. CARS

LIGHT TRUCKS

MEDIUM/HEAVY TRUCKS

BUSES

HOSE NUMERICAL

REPAIR KITS

KIT NUMERICAL

ILLUSTRATIONS



# Power Steering Hose for Medium and Heavy-Duty Trucks

**SYSTEM  
PUMP &  
GEAR  
IDENT.**

**SYSTEM &  
COM-  
PONENT  
IDENT.**

**PASS.  
CARS**

**LIGHT  
TRUCKS**

**MEDIUM/  
HEAVY  
TRUCKS**

**BUSES**

**HOSE  
NUMER-  
ICAL**

**REPAIR  
KITS**

**KIT  
NUMER-  
ICAL**

**ILLUST-  
RATIONS**

| Application                                     | Assembly Number | Multi-Use Hose | End Fitting |
|---|-----------------|----------------|-------------|
| <b>CHEVROLET - Continued</b>                    |                 |                |             |
| <b>C70 - Continued</b>                          |                 |                |             |
| <b>1980</b>                                     |                 |                |             |
| <b>CATERPILLAR 3208 DIESEL ENG.</b>             |                 |                |             |
| Cyl.....  | ②71303          |                |             |
| Reservoir; W/1/2" I.D. Hose.....                |                 | □              |             |
| Reservoir; W/5/8" I.D. Hose.....                |                 | ✚              |             |
| Reservoir; W/3/4" I.D. Hose.....                |                 | ✚              |             |
| Return; W/3/8" I.D. Hose.....                   |                 | ★              |             |
| <b>GM V-8 6.0 L ENG.</b>                        |                 |                |             |
| Cyl.; W/F070, F090 Axles.....                   | ②71299          |                |             |
| Pressure; W/Air Brakes; W/24" P.S.<br>Assy..... | 80195           |                |             |
| Pressure; W/Air Brakes; W/39" P.S.<br>Assy..... | 80197           |                |             |
| Pressure; W/Hyd. Brakes.....                    | 80196           |                |             |
| Reservoir; W/1/2" I.D. Hose.....                |                 | □              |             |
| Reservoir; W/5/8" I.D. Hose.....                |                 | ✚              |             |
| Reservoir; W/3/4" I.D. Hose.....                |                 | ✚              |             |
| Return; W/3/8" I.D. Hose.....                   |                 | ★              |             |
| <b>GM V-8 7.0 L ENG.</b>                        |                 |                |             |
| Cyl.....  | ②71303          |                |             |
| Pressure.....                                   | 71307           |                |             |
| Reservoir; W/1/2" I.D. Hose.....                |                 | □              |             |
| Reservoir; W/5/8" I.D. Hose.....                |                 | ✚              |             |
| Reservoir; W/3/4" I.D. Hose.....                |                 | ✚              |             |
| Return; W/3/8" I.D. Hose.....                   |                 | ★              |             |
| <b>GM V-8 7.4 L ENG.</b>                        |                 |                |             |
| Pressure; W/Air Brakes; W/24" P.S.<br>Assy..... | 80195           |                |             |
| Pressure; W/Air Brakes; W/39" P.S.<br>Assy..... | 80197           |                |             |
| Pressure; W/Hyd. Brakes.....                    | 80196           |                |             |
| Reservoir; W/1/2" I.D. Hose.....                |                 | □              |             |
| Reservoir; W/5/8" I.D. Hose.....                |                 | ✚              |             |
| Reservoir; W/3/4" I.D. Hose.....                |                 | ✚              |             |
| Return; W/3/8" I.D. Hose.....                   |                 | ★              |             |
| <b>1979</b>                                     |                 |                |             |
| <b>CATERPILLAR 3208 DIESEL ENG.</b>             |                 |                |             |
| Cyl.....  | ②71303          |                |             |
| Reservoir; W/1/2" I.D. Hose.....                |                 | □              |             |
| Reservoir; W/5/8" I.D. Hose.....                |                 | ✚              |             |
| Reservoir; W/3/4" I.D. Hose.....                |                 | ✚              |             |
| Return; W/3/8" I.D. Hose.....                   |                 | ★              |             |
| <b>GM V-8 366 ENG.; GM V-8 454 ENG.</b>         |                 |                |             |
| Cyl.; W/F070, F090 Axles.....                   | ②71299          |                |             |
| Pressure; W/Air Brakes; W/24" P.S.<br>Assy..... | 80195           |                |             |
| Pressure; W/Air Brakes; W/39" P.S.<br>Assy..... | 80197           |                |             |
| Pressure; W/Hyd. Brakes.....                    | 80196           |                |             |
| Reservoir; W/1/2" I.D. Hose.....                |                 | □              |             |
| Reservoir; W/5/8" I.D. Hose.....                |                 | ✚              |             |
| Reservoir; W/3/4" I.D. Hose.....                |                 | ✚              |             |
| Return; W/3/8" I.D. Hose.....                   |                 | ★              |             |
| <b>GM V-8 427 ENG.</b>                          |                 |                |             |
| Cyl.....  | ②71303          |                |             |
| Pressure.....                                   | 71307           |                |             |
| Reservoir; W/1/2" I.D. Hose.....                |                 | □              |             |
| Reservoir; W/5/8" I.D. Hose.....                |                 | ✚              |             |
| Reservoir; W/3/4" I.D. Hose.....                |                 | ✚              |             |
| Return; W/3/8" I.D. Hose.....                   |                 | ★              |             |

| Application                             | Assembly Number | Multi-Use Hose | End Fitting |
|---|-----------------|----------------|-------------|
| <b>CHEVROLET - Continued</b>            |                 |                |             |
| <b>CD50</b>                             |                 |                |             |
| <b>1970-1968</b>                        |                 |                |             |
| <b>DETROIT DIESEL 4-53 DIESEL ENG.</b>  |                 |                |             |
| Cyl.....                                | ②71301          |                |             |
| Pressure.....                           | 71305           |                |             |
| Reservoir.....                          |                 |                | ✚           |
| Return.....                             |                 |                | ★           |
| <b>1967</b>                             |                 |                |             |
| <b>DETROIT DIESEL 4-53 DIESEL ENG.</b>  |                 |                |             |
| Cyl.....                                | ②71301          |                |             |
| Pressure.....                           | 71300           |                |             |
| Reservoir.....                          |                 |                | ✚           |
| Return.....                             |                 |                | ★           |
| <b>CD60</b>                             |                 |                |             |
| <b>1970-1968</b>                        |                 |                |             |
| <b>DETROIT DIESEL 4-53 DIESEL ENG.</b>  |                 |                |             |
| Cyl.....                                | ②71301          |                |             |
| Pressure.....                           | 71305           |                |             |
| Reservoir.....                          |                 |                | ✚           |
| Return.....                             |                 |                | ★           |
| <b>1967</b>                             |                 |                |             |
| <b>DETROIT DIESEL 4-53 DIESEL ENG.</b>  |                 |                |             |
| Cyl.....                                | ②71301          |                |             |
| Pressure.....                           | 71300           |                |             |
| Reservoir.....                          |                 |                | ✚           |
| Return.....                             |                 |                | ★           |
| <b>CE40</b>                             |                 |                |             |
| <b>1972-1970</b>                        |                 |                |             |
| <b>GM V-8 307 ENG.; GM V-8 350 ENG.</b> |                 |                |             |
| Cyl.....                                | ②71301          |                |             |
| Pressure.....                           | 71302           |                | 39212       |
| Reservoir.....                          |                 |                | ✚           |
| Return.....                             |                 |                | ★           |
| <b>1969</b>                             |                 |                |             |
| <b>GM V-8 350 ENG.</b>                  |                 |                |             |
| Cyl.....                                | ②71301          |                |             |
| Pressure.....                           | 71302           |                | 39212       |
| Reservoir.....                          |                 |                | ✚           |
| Return.....                             |                 |                | ★           |
| <b>1962</b>                             |                 |                |             |
| <b>GM V-8 283 ENG.; GM V-8 327 ENG.</b> |                 |                |             |
| Cyl.....                                | ②71300          |                |             |
| Pressure.....                           | 71300           |                |             |
| Reservoir.....                          |                 |                | ✚           |
| Return.....                             |                 |                | ★           |
| <b>1961-1960</b>                        |                 |                |             |
| <b>GM V-8 283 ENG.</b>                  |                 |                |             |
| Cyl.....                                | ②71300          |                |             |
| Pressure.....                           | 71300           |                |             |
| Reservoir.....                          |                 |                | ✚           |
| Return.....                             |                 |                | ★           |

\* Cut From C.P.E. 3/8" I.D. Hose: 71350 (48"), 81352 (25').  
 † Cut From S.A.E. 11/32" I.D. Hose: 80062 (12"), 80063 (24"), 80064 (36"), 81353 (25').  
 ★ Cut From S.A.E. 3/8" I.D. Hose: 71224 (24"), 71236 (36"), 71206 (48"), 81206 (25'). May Also Use 3/8" C.P.E.  
 ✚ Cut From S.A.E. 5/8" I.D. Hose: 71351 (36").  
 □ Cut From 1/2" I.D. Suction Hose: 71296 (36"), 81354 (10').  
 ✚ Cut From 5/8" I.D. Suction Hose: 71207 (42"), 81355 (10').  
 ✚ Cut From 3/4" I.D. Suction Hose: 71297 (36"), 81356 (10').  
 ☆ See Page A14 For Pump or Gear Identification.

② Two Required.  
 ③ Three Required.  
 ④ Four Required.  
 ✚ Cut To Fit.  
 ✚ Replaces Both Upper and Lower Hose.  
 ▲ 252660 Adaptor Required For Some Models.  
 ✚ See Page A6 For Installation Procedure.

# Power Steering Hose for Medium and Heavy-Duty Trucks

| Application  | Assembly Number | Multi-Use Hose | End Fitting | Application  | Assembly Number | Multi-Use Hose | End Fitting |
|--|-----------------|----------------|-------------|--|-----------------|----------------|-------------|
| <b>CHEVROLET - Continued</b>                             |                 |                |             | <b>CHEVROLET - Continued</b>                             |                 |                |             |
| <b>CE50</b>  |                 |                |             | <b>CE60 - Continued</b>                                  |                 |                |             |
| <b>1972-1970</b>   |                 |                |             | <b>1972-1970 - Continued</b>                             |                 |                |             |
| <b>GM V-8 307 ENG.; GM V-8 350 ENG.</b>                  |                 |                |             | <b>GM V-8 307 ENG.; GM V-8 350 ENG. - Continued</b>      |                 |                |             |
| Cyl.....   | ②71301          |                |             | Return .....   |                 | ★              |             |
| Pressure .....   | 71302           |                | 39212       | <b>1969</b>  |                 |                |             |
| Reservoir .....  |                 | ☼              |             | <b>GM V-8 350 ENG.</b>                                   |                 |                |             |
| Return .....   |                 | ★              |             | Cyl.....   | ②71301          |                |             |
|  |                 |                |             | Pressure .....   | 71302           |                | 39212       |
| <b>1969</b>  |                 |                |             | Reservoir .....  |                 | ☼              |             |
| <b>GM V-8 350 ENG.</b>                                   |                 |                |             | Return .....   |                 | ★              |             |
| Cyl.....   | ②71301          |                |             | <b>1968</b>  |                 |                |             |
| Pressure .....   | 71302           |                | 39212       | <b>GM V-8 283 ENG.; GM V-8 307 ENG.; GM V-8 327 ENG.</b> |                 |                |             |
| Reservoir .....  |                 | ☼              |             | Pressure .....   | 71302           |                | 39212       |
| Return .....   |                 | ★              |             | Reservoir .....  |                 | ☼              |             |
| <b>1968</b>  |                 |                |             | Return .....   |                 | ★              |             |
| <b>GM V-8 283 ENG.; GM V-8 307 ENG.; GM V-8 327 ENG.</b> |                 |                |             | <b>1967</b>  |                 |                |             |
| Pressure .....   | 71302           |                | 39212       | <b>GM V-8 283 ENG.; GM V-8 327 ENG.</b>                  |                 |                |             |
| Reservoir .....  |                 | ☼              |             | Pressure .....   | 71302           |                | 39212       |
| Return .....   |                 | ★              |             | Reservoir .....  |                 | ☼              |             |
| <b>1967</b>  |                 |                |             | Return .....   |                 | ★              |             |
| <b>GM V-8 283 ENG.; GM V-8 327 ENG.</b>                  |                 |                |             | <b>1966-1963</b>   |                 |                |             |
| Pressure .....   | 71302           |                | 39212       | <b>GM V-8 283 ENG.; GM V-8 327 ENG.</b>                  |                 |                |             |
| Reservoir .....  |                 | ☼              |             | Cyl.; W/5000, 7000 Lb. Axle.....                         | ②71302          |                |             |
| Return .....   |                 | ★              |             | Cyl.; W/9000, 11,000 Lb. Axle.....                       | ②71303          |                |             |
| <b>1967</b>  |                 |                |             | Pressure .....   | 71305           |                |             |
| <b>GM V-8 283 ENG.; GM V-8 327 ENG.</b>                  |                 |                |             | Reservoir .....  |                 | ☼              |             |
| Pressure .....   | 71302           |                | 39212       | Return .....   |                 | ★              |             |
| Reservoir .....  |                 | ☼              |             | <b>1962</b>  |                 |                |             |
| Return .....   |                 | ★              |             | <b>GM V-8 283 ENG.; GM V-8 327 ENG.</b>                  |                 |                |             |
| <b>1966-1963</b>   |                 |                |             | Cyl.....   | ②71300          |                |             |
| <b>GM V-8 283 ENG.; GM V-8 327 ENG.</b>                  |                 |                |             | Pressure .....   | 71300           |                |             |
| Cyl.; W/5000, 7000 Lb. Axle.....                         | ②71302          |                |             | Reservoir .....  |                 | ☼              |             |
| Cyl.; W/9000, 11,000 Lb. Axle.....                       | ②71303          |                |             | Return .....   |                 | ★              |             |
| Pressure .....   | 71305           |                |             | <b>1961-1960</b>   |                 |                |             |
| Reservoir .....  |                 | ☼              |             | <b>GM V-8 283 ENG.</b>                                   |                 |                |             |
| Return .....   |                 | ★              |             | Cyl.....   | ②71300          |                |             |
| <b>1962</b>  |                 |                |             | Pressure .....   | 71300           |                |             |
| <b>GM V-8 283 ENG.; GM V-8 327 ENG.</b>                  |                 |                |             | Reservoir .....  |                 | ☼              |             |
| Cyl.....   | ②71300          |                |             | Return .....   |                 | ★              |             |
| Pressure .....   | 71300           |                |             | <b>1961-1960</b>   |                 |                |             |
| Reservoir .....  |                 | ☼              |             | <b>GM V-8 283 ENG.</b>                                   |                 |                |             |
| Return .....   |                 | ★              |             | Cyl.....   | ②71300          |                |             |
| <b>1961-1960</b>   |                 |                |             | Pressure .....   | 71300           |                |             |
| <b>GM V-8 283 ENG.</b>                                   |                 |                |             | Reservoir .....  |                 | ☼              |             |
| Cyl.....   | ②71300          |                |             | Return .....   |                 | ★              |             |
| Pressure .....   | 71300           |                |             | <b>CG50</b>  |                 |                |             |
| Reservoir .....  |                 | ☼              |             | <b>1969-1968</b>   |                 |                |             |
| Return .....   |                 | ★              |             | <b>GM D478 DIESEL ENG.; GM DH478 DIESEL ENG.</b>         |                 |                |             |
| <b>CE60</b>  |                 |                |             | Cyl.....   | ②71301          |                |             |
| <b>1975</b>  |                 |                |             | Pressure .....   | 71305           |                |             |
| <b>GM V-8 427 ENG.</b>                                   |                 |                |             | Reservoir .....  |                 | ☼              |             |
| Cyl.....   | ②71301          |                |             | Return .....   |                 | ★              |             |
| Pressure .....   | 71300           |                |             | <b>1967</b>  |                 |                |             |
| Reservoir .....  |                 | ☼              |             | <b>GM D478 DIESEL ENG.; GM DH478 DIESEL ENG.</b>         |                 |                |             |
| Return .....   |                 | ★              |             | Cyl.....   | ②71305          |                |             |
| <b>1972-1970</b>   |                 |                |             | Pressure .....   | 71305           |                |             |
| <b>GM V-8 307 ENG.; GM V-8 350 ENG.</b>                  |                 |                |             | Reservoir .....  |                 | ☼              |             |
| Cyl.....   | ②71301          |                |             | Return .....   |                 | ★              |             |
| Pressure .....   | 71302           |                | 39212       |  |                 |                |             |
| Reservoir .....  |                 | ☼              |             |  |                 |                |             |

- SYSTEM PUMP & GEAR IDENT.
- SYSTEM & COMPONENT IDENT.
- PASS. CARS
- LIGHT TRUCKS
- MEDIUM/HEAVY TRUCKS
- BUSES
- HOSE NUMERICAL
- REPAIR KITS
- KIT NUMERICAL
- ILLUSTRATIONS

\* Cut From C.P.E. 3/8" I.D. Hose: 71350 (48"), 81352 (25').  
 † Cut From S.A.E. 11/32" I.D. Hose: 80062 (12"), 80063 (24"), 80064 (36"), 81353 (25').  
 \* Cut From S.A.E. 3/8" I.D. Hose: 71224 (24"), 71236 (36"), 71206 (48"), 81206 (25'). May Also Use 3/8" C.P.E.  
 \* Cut From S.A.E. 5/8" I.D. Hose: 71351 (36").  
 □ Cut From 1/2" I.D. Suction Hose: 71296 (36"), 81354 (10').  
 † Cut From 5/8" I.D. Suction Hose: 71207 (42"), 81355 (10').  
 \* Cut From 3/4" I.D. Suction Hose: 71297 (36"), 81356 (10').  
 ☆ See Page A14 For Pump or Gear Identification.

② Two Required.  
 ③ Three Required.  
 ④ Four Required.  
 ☼ Cut To Fit.  
 ☼ Replaces Both Upper and Lower Hose.  
 ▲ 252660 Adaptor Required For Some Models.  
 ✦ See Page A6 For Installation Procedure.

# Power Steering Hose for Medium and Heavy-Duty Trucks

**SYSTEM  
PUMP &  
GEAR  
IDENT.**

**SYSTEM &  
COM-  
PONENT  
IDENT.**

**PASS.  
CARS**

**LIGHT  
TRUCKS**

**MEDIUM/  
HEAVY  
TRUCKS**

**BUSES**

**HOSE  
NUMER-  
ICAL**

**REPAIR  
KITS**

**KIT  
NUMER-  
ICAL**

**ILLUST-  
RATIONS**

| Application  | Assembly Number | Multi-Use Hose | End Fitting |
|--|-----------------|----------------|-------------|
| <b>CHEVROLET - Continued</b>                             |                 |                |             |
| <b>CG60</b>  |                 |                |             |
| <b>1969-1968</b>   |                 |                |             |
| <b>GM D478 DIESEL ENG.; GM DH478 DIESEL ENG.</b>         |                 |                |             |
| Cyl.....   | ②71301          |                |             |
| Pressure .....   | 71305           |                |             |
| Reservoir .....  |                 | ✳              |             |
| Return .....   |                 | ★              |             |
| <b>1967</b>  |                 |                |             |
| <b>GM D478 DIESEL ENG.; GM DH478 DIESEL ENG.</b>         |                 |                |             |
| Cyl.....   | ②71305          |                |             |
| Pressure .....   | 71305           |                |             |
| Reservoir .....  |                 | ✳              |             |
| Return .....   |                 | ★              |             |
| <b>CM60</b>  |                 |                |             |
| <b>1972-1970</b>   |                 |                |             |
| <b>GM V-6 401 ENG.; GM V-6 432 ENG.; GM V-6 478 ENG.</b> |                 |                |             |
| Cyl.....   | ②71301          |                |             |
| Pressure .....   | 71305           |                |             |
| Reservoir .....  |                 | ✳              |             |
| Return .....   |                 | ★              |             |
| <b>D50</b>   |                 |                |             |
| <b>1966-1965</b>   |                 |                |             |
| <b>DETROIT DIESEL 4-53 DIESEL ENG.</b>                   |                 |                |             |
| Cyl.; W/Tandem Axle.....                                 | ②71300          |                |             |
| Cyl.; W/Std. Axle; W/5000, 7000 Lb.<br>Axle.....         | ②71302          |                |             |
| Cyl.; W/Std. Axle; W/9000, 11,000 Lb.<br>Axle.....       | ②71299          |                |             |
| Pressure .....   | 71300           |                |             |
| Reservoir .....  |                 | ✳              |             |
| Return .....   |                 | ★              |             |
| <b>D60</b>   |                 |                |             |
| <b>1966-1965</b>   |                 |                |             |
| <b>DETROIT DIESEL 4-53 DIESEL ENG.</b>                   |                 |                |             |
| Cyl.; W/Tandem Axle.....                                 | ②71300          |                |             |
| Cyl.; W/Std. Axle; W/5000, 7000 Lb.<br>Axle.....         | ②71302          |                |             |
| Cyl.; W/Std. Axle; W/9000, 11,000 Lb.<br>Axle.....       | ②71299          |                |             |
| Pressure .....   | 71300           |                |             |
| Reservoir .....  |                 | ✳              |             |
| Return .....   |                 | ★              |             |
| <b>H70</b>   |                 |                |             |
| <b>1977-1973</b>   |                 |                |             |
| <b>DETROIT DIESEL 6V-53 DIESEL ENG.</b>                  |                 |                |             |
| Pressure .....   | 71305           |                |             |
| Reservoir; W/1/2" I.D. Hose.....                         |                 | □              |             |
| Reservoir; W/5/8" I.D. Hose.....                         |                 | ✳              |             |
| Reservoir; W/3/4" I.D. Hose.....                         |                 | ✳              |             |
| Return; W/3/8" I.D. Hose.....                            |                 | ★              |             |

| Application                                      | Assembly Number | Multi-Use Hose | End Fitting |
|--|-----------------|----------------|-------------|
| <b>CHEVROLET - Continued</b>                     |                 |                |             |
| <b>HE90</b>                                      |                 |                |             |
| <b>1972</b>                                      |                 |                |             |
| <b>GM V-8 637 ENG.</b>                           |                 |                |             |
| Cyl.....   | ②71299          |                |             |
| Pressure .....                                   | 71307           |                |             |
| Reservoir; W/1/2" I.D. Hose.....                 |                 | □              |             |
| Reservoir; W/5/8" I.D. Hose.....                 |                 | ✳              |             |
| Reservoir; W/3/4" I.D. Hose.....                 |                 | ✳              |             |
| Return .....                                     |                 | ★              |             |
| <b>1971</b>                                      |                 |                |             |
| <b>GM V-8 637 ENG.</b>                           |                 |                |             |
| Cyl.....   | ②71299          |                |             |
| Pressure .....                                   | 71307           |                |             |
| Reservoir; W/1/2" I.D. Hose.....                 |                 | □              |             |
| Reservoir; W/5/8" I.D. Hose.....                 |                 | ✳              |             |
| Reservoir; W/3/4" I.D. Hose.....                 |                 | ✳              |             |
| Return; W/3/8" I.D. Hose.....                    |                 | ★              |             |
| <b>1970</b>                                      |                 |                |             |
| <b>GM V-8 637 ENG.</b>                           |                 |                |             |
| Cyl.....   | ②71299          |                |             |
| Pressure .....                                   | 71307           |                |             |
| <b>1969-1966</b>                                 |                 |                |             |
| <b>GM V-8 637 ENG.</b>                           |                 |                |             |
| Cyl.....   | ②71299          |                |             |
| Pressure .....                                   | 71307           |                |             |
| Reservoir; W/1/2" I.D. Hose.....                 |                 | □              |             |
| Reservoir; W/5/8" I.D. Hose.....                 |                 | ✳              |             |
| Reservoir; W/3/4" I.D. Hose.....                 |                 | ✳              |             |
| Return .....                                     |                 | ★              |             |
| <b>HJ70</b>                                      |                 |                |             |
| <b>1971-1970</b>                                 |                 |                |             |
| <b>GM D637 DIESEL ENG.; GM DH637 DIESEL ENG.</b> |                 |                |             |
| Cyl.....   | ②71299          |                |             |
| Pressure .....                                   | 71308           |                |             |
| Reservoir; W/1/2" I.D. Hose.....                 |                 | □              |             |
| Reservoir; W/5/8" I.D. Hose.....                 |                 | ✳              |             |
| Reservoir; W/3/4" I.D. Hose.....                 |                 | ✳              |             |
| Return; W/3/8" I.D. Hose.....                    |                 | ★              |             |
| <b>1969</b>                                      |                 |                |             |
| <b>GM D637 DIESEL ENG.; GM DH637 DIESEL ENG.</b> |                 |                |             |
| Cyl.....   | ②71299          |                |             |
| Pressure .....                                   | 71308           |                |             |
| Reservoir; W/1/2" I.D. Hose.....                 |                 | □              |             |
| Reservoir; W/5/8" I.D. Hose.....                 |                 | ✳              |             |
| Reservoir; W/3/4" I.D. Hose.....                 |                 | ✳              |             |
| Return .....                                     |                 | ★              |             |
| <b>1967</b>                                      |                 |                |             |
| <b>GM D637 DIESEL ENG.; GM DH637 DIESEL ENG.</b> |                 |                |             |
| Cyl.....   | ②71299          |                |             |
| Pressure .....                                   | 71308           |                |             |
| Reservoir; W/1/2" I.D. Hose.....                 |                 | □              |             |
| Reservoir; W/5/8" I.D. Hose.....                 |                 | ✳              |             |
| Reservoir; W/3/4" I.D. Hose.....                 |                 | ✳              |             |
| Return .....                                     |                 | ★              |             |

\* Cut From C.P.E. 3/8" I.D. Hose: 71350 (48"), 81352 (25").  
 † Cut From S.A.E. 11/32" I.D. Hose: 80062 (12"), 80063 (24"), 80064 (36"), 81353 (25").  
 ★ Cut From S.A.E. 3/8" I.D. Hose: 71224 (24"), 71236 (36"), 71206 (48"), 81206 (25"). May Also Use 3/8" C.P.E.  
 ✳ Cut From S.A.E. 5/8" I.D. Hose: 71351 (36").  
 □ Cut From 1/2" I.D. Suction Hose: 71296 (36"), 81354 (10").  
 ✳ Cut From 5/8" I.D. Suction Hose: 71207 (42"), 81355 (10").  
 ✳ Cut From 3/4" I.D. Suction Hose: 71297 (36"), 81356 (10").  
 ☆ See Page A14 For Pump or Gear Identification.

② Two Required.  
 ③ Three Required.  
 ④ Four Required.  
 ✳ Cut To Fit.  
 ✳ Replaces Both Upper and Lower Hose.  
 ▲ 252660 Adaptor Required For Some Models.  
 ✳ See Page A6 For Installation Procedure.

# Power Steering Hose for Medium and Heavy-Duty Trucks

| Application  | Assembly Number | Multi-Use Hose | End Fitting | Application   | Assembly Number | Multi-Use Hose | End Fitting |
|--|-----------------|----------------|-------------|---|-----------------|----------------|-------------|
| <b>CHEVROLET - Continued</b>                             |                 |                |             | <b>CHEVROLET - Continued</b>                        |                 |                |             |
| <b>HM70</b>  |                 |                |             | <b>HV70 - Continued</b>                             |                 |                |             |
| <b>1971-1970</b>   |                 |                |             | <b>1971-1970 - Continued</b>                        |                 |                |             |
| <b>GM V-6 401 ENG.; GM V-6 432 ENG.; GM V-6 478 ENG.</b> |                 |                |             | <b>DETROIT DIESEL 6V-53 DIESEL ENG. - Continued</b> |                 |                |             |
| Cyl.....   | ②71299          |                |             | Reservoir; W/1/2" I.D. Hose.....                    |                 | □              |             |
| Pressure .....   | 71307           |                |             | Reservoir; W/5/8" I.D. Hose.....                    |                 | ✦              |             |
| Reservoir; W/1/2" I.D. Hose.....                         |                 | □              |             | Reservoir; W/3/4" I.D. Hose.....                    |                 | ✦              |             |
| Reservoir; W/5/8" I.D. Hose.....                         |                 | ✦              |             | Return; W/3/8" I.D. Hose.....                       |                 | ★              |             |
| Reservoir; W/3/4" I.D. Hose.....                         |                 | ✦              |             |   |                 |                |             |
| Return; W/3/8" I.D. Hose.....                            |                 | ★              |             |   |                 |                |             |
| <b>1969-1967</b>   |                 |                |             | <b>1969</b>   |                 |                |             |
| <b>GM V-6 401 ENG.; GM V-6 432 ENG.; GM V-6 478 ENG.</b> |                 |                |             | <b>DETROIT DIESEL 6V-53 DIESEL ENG.</b>             |                 |                |             |
| Cyl.....   | ②71299          |                |             | Cyl.....  | ②71299          |                |             |
| Pressure .....   | 71307           |                |             | Pressure .....                                      | 71305           |                | 39854       |
| Reservoir; W/1/2" I.D. Hose.....                         |                 | □              |             | Reservoir; W/1/2" I.D. Hose.....                    |                 | □              |             |
| Reservoir; W/5/8" I.D. Hose.....                         |                 | ✦              |             | Reservoir; W/5/8" I.D. Hose.....                    |                 | ✦              |             |
| Reservoir; W/3/4" I.D. Hose.....                         |                 | ✦              |             | Reservoir; W/3/4" I.D. Hose.....                    |                 | ✦              |             |
| Return.....  |                 | ★              |             | Return.....   |                 | ★              |             |
| <b>1966</b>  |                 |                |             | <b>J70</b>  |                 |                |             |
| <b>GM V-6 401 ENG.; GM V-6 432 ENG.; GM V-6 478 ENG.</b> |                 |                |             | <b>1977-1973</b>                                    |                 |                |             |
| Cyl.....   | ②71299          |                |             | <b>DETROIT DIESEL 6V-53 DIESEL ENG.</b>             |                 |                |             |
| Pressure .....   | 71307           |                |             | Pressure .....                                      | 71305           |                |             |
| Reservoir; W/1/2" I.D. Hose.....                         |                 | □              |             | Reservoir; W/1/2" I.D. Hose.....                    |                 | □              |             |
| Reservoir; W/5/8" I.D. Hose.....                         |                 | ✦              |             | Reservoir; W/5/8" I.D. Hose.....                    |                 | ✦              |             |
| Reservoir; W/3/4" I.D. Hose.....                         |                 | ✦              |             | Reservoir; W/3/4" I.D. Hose.....                    |                 | ✦              |             |
| Return.....  |                 | ★              |             | Return; W/3/8" I.D. Hose.....                       |                 | ★              |             |
| <b>HM80</b>  |                 |                |             | <b>J80</b>  |                 |                |             |
| <b>1971-1970</b>   |                 |                |             | <b>1977-1973</b>                                    |                 |                |             |
| <b>GM V-6 401 ENG.; GM V-6 432 ENG.; GM V-6 478 ENG.</b> |                 |                |             | <b>DETROIT DIESEL 6V-53 DIESEL ENG.</b>             |                 |                |             |
| Cyl.....   | ②71299          |                |             | Pressure; W/Short Hood.....                         | 71305           |                | 39854       |
| Pressure .....   | 71307           |                |             | Reservoir; W/1/2" I.D. Hose.....                    |                 | □              |             |
| Reservoir; W/1/2" I.D. Hose.....                         |                 | □              |             | Reservoir; W/5/8" I.D. Hose.....                    |                 | ✦              |             |
| Reservoir; W/5/8" I.D. Hose.....                         |                 | ✦              |             | Reservoir; W/3/4" I.D. Hose.....                    |                 | ✦              |             |
| Reservoir; W/3/4" I.D. Hose.....                         |                 | ✦              |             | Return; W/3/8" I.D. Hose.....                       |                 | ★              |             |
| Return; W/3/8" I.D. Hose.....                            |                 | ★              |             |   |                 |                |             |
| <b>1969-1967</b>   |                 |                |             | <b>JE90</b>   |                 |                |             |
| <b>GM V-6 401 ENG.; GM V-6 432 ENG.; GM V-6 478 ENG.</b> |                 |                |             | <b>1972</b>   |                 |                |             |
| Cyl.....   | ②71299          |                |             | <b>GM V-8 637 ENG.</b>                              |                 |                |             |
| Pressure .....   | 71307           |                |             | Cyl.....  | ②71299          |                |             |
| Reservoir; W/1/2" I.D. Hose.....                         |                 | □              |             | Pressure .....                                      | 71307           |                |             |
| Reservoir; W/5/8" I.D. Hose.....                         |                 | ✦              |             | Reservoir; W/1/2" I.D. Hose.....                    |                 | □              |             |
| Reservoir; W/3/4" I.D. Hose.....                         |                 | ✦              |             | Reservoir; W/5/8" I.D. Hose.....                    |                 | ✦              |             |
| Return.....  |                 | ★              |             | Reservoir; W/3/4" I.D. Hose.....                    |                 | ✦              |             |
| <b>1966</b>  |                 |                |             | <b>Return.....</b>                                  |                 |                |             |
| <b>GM V-6 401 ENG.; GM V-6 432 ENG.; GM V-6 478 ENG.</b> |                 |                |             | <b>Return.....</b>                                  |                 |                |             |
| Cyl.....   | ②71299          |                |             |   |                 |                |             |
| Pressure .....   | 71307           |                |             |   |                 |                |             |
| Reservoir; W/1/2" I.D. Hose.....                         |                 | □              |             |   |                 |                |             |
| Reservoir; W/5/8" I.D. Hose.....                         |                 | ✦              |             |   |                 |                |             |
| Reservoir; W/3/4" I.D. Hose.....                         |                 | ✦              |             |   |                 |                |             |
| Return.....  |                 | ★              |             |   |                 |                |             |
| <b>HV70</b>  |                 |                |             | <b>1971</b>   |                 |                |             |
| <b>1972</b>  |                 |                |             | <b>GM V-8 637 ENG.</b>                              |                 |                |             |
| <b>DETROIT DIESEL 6V-53 DIESEL ENG.</b>                  |                 |                |             | Cyl..... ②71299                                     |                 |                |             |
| Pressure .....   | 71305           |                | 39854       | Pressure .....                                      | 71307           |                |             |
| Reservoir; W/1/2" I.D. Hose.....                         |                 | □              |             | Reservoir; W/1/2" I.D. Hose.....                    |                 | □              |             |
| Reservoir; W/5/8" I.D. Hose.....                         |                 | ✦              |             | Reservoir; W/5/8" I.D. Hose.....                    |                 | ✦              |             |
| Reservoir; W/3/4" I.D. Hose.....                         |                 | ✦              |             | Reservoir; W/3/4" I.D. Hose.....                    |                 | ✦              |             |
| Return; W/3/8" I.D. Hose.....                            |                 | ★              |             | Return; W/3/8" I.D. Hose.....                       |                 | ★              |             |
| <b>1971-1970</b>   |                 |                |             | <b>1970</b>   |                 |                |             |
| <b>DETROIT DIESEL 6V-53 DIESEL ENG.</b>                  |                 |                |             | <b>GM V-8 637 ENG.</b>                              |                 |                |             |
| Cyl.....   | ②71299          |                |             | Cyl.....  | ②71299          |                |             |
| Pressure .....   | 71305           |                | 39854       | Pressure .....                                      | 71307           |                |             |

SYSTEM PUMP & GEAR IDENT.

SYSTEM & COMPONENT IDENT.

PASS. CARS

LIGHT TRUCKS

MEDIUM/HEAVY TRUCKS

BUSES

HOSE NUMERICAL

REPAIR KITS

KIT NUMERICAL

ILLUSTRATIONS

\* Cut From C.P.E. 3/8" I.D. Hose: 71350 (48"), 81352 (25').  
 † Cut From S.A.E. 11/32" I.D. Hose: 80062 (12"), 80063 (24"), 80064 (36"), 81353 (25').  
 ✦ Cut From S.A.E. 3/8" I.D. Hose: 71224 (24"), 71236 (36"), 71206 (48"), 81206 (25'). May Also Use 3/8" C.P.E.  
 ✦ Cut From S.A.E. 5/8" I.D. Hose: 71351 (36").  
 □ Cut From 1/2" I.D. Suction Hose: 71296 (36"), 81354 (10').  
 ✦ Cut From 5/8" I.D. Suction Hose: 71207 (42"), 81355 (10').  
 ✦ Cut From 3/4" I.D. Suction Hose: 71297 (36"), 81356 (10').  
 ☆ See Page A14 For Pump or Gear Identification.

② Two Required.  
 ③ Three Required.  
 ④ Four Required.  
 ✦ Cut To Fit.  
 ✦ Replaces Both Upper and Lower Hose.  
 ▲ 252660 Adaptor Required For Some Models.  
 ✦ See Page A6 For Installation Procedure.

# Power Steering Hose for Medium and Heavy-Duty Trucks

**SYSTEM  
PUMP &  
GEAR  
IDENT.**

**SYSTEM &  
COM-  
PONENT  
IDENT.**

**PASS.  
CARS**

**LIGHT  
TRUCKS**

**MEDIUM/  
HEAVY  
TRUCKS**

**BUSES**

**HOSE  
NUMER-  
ICAL**

**REPAIR  
KITS**

**KIT  
NUMER-  
ICAL**

**ILLUST-  
RATIONS**

| Application  | Assembly Number | Multi-Use Hose | End Fitting |
|--|-----------------|----------------|-------------|
| <b>CHEVROLET - Continued</b>                             |                 |                |             |
| <b>JE90 - Continued</b>                                  |                 |                |             |
| <b>1969-1966</b>   |                 |                |             |
| <b>GM V-8 637 ENG.</b>                                   |                 |                |             |
| Cyl.....   | ②71299          |                |             |
| Pressure .....   | 71307           |                |             |
| Reservoir; W/1/2" I.D. Hose.....                         |                 | ☐              |             |
| Reservoir; W/5/8" I.D. Hose.....                         |                 | ⊕              |             |
| Reservoir; W/3/4" I.D. Hose.....                         |                 | ✳              |             |
| Return .....   |                 | ★              |             |
| <b>JJ70</b>  |                 |                |             |
| <b>1971-1970</b>   |                 |                |             |
| <b>GM D637 DIESEL ENG.; GM DH637 DIESEL ENG.</b>         |                 |                |             |
| Cyl.....   | ②71299          |                |             |
| Pressure .....   | 71308           |                |             |
| Reservoir; W/1/2" I.D. Hose.....                         |                 | ☐              |             |
| Reservoir; W/5/8" I.D. Hose.....                         |                 | ⊕              |             |
| Reservoir; W/3/4" I.D. Hose.....                         |                 | ✳              |             |
| Return; W/3/8" I.D. Hose .....                           |                 | ★              |             |
| <b>1969-1967</b>   |                 |                |             |
| <b>GM D637 DIESEL ENG.; GM DH637 DIESEL ENG.</b>         |                 |                |             |
| Cyl.....   | ②71299          |                |             |
| Pressure .....   | 71308           |                |             |
| Reservoir; W/1/2" I.D. Hose.....                         |                 | ☐              |             |
| Reservoir; W/5/8" I.D. Hose.....                         |                 | ⊕              |             |
| Reservoir; W/3/4" I.D. Hose.....                         |                 | ✳              |             |
| Return .....   |                 | ★              |             |
| <b>JM70</b>  |                 |                |             |
| <b>1971-1970</b>   |                 |                |             |
| <b>GM V-6 401 ENG.; GM V-6 432 ENG.; GM V-6 478 ENG.</b> |                 |                |             |
| Cyl.....   | ②71299          |                |             |
| Pressure .....   | 71307           |                |             |
| Reservoir; W/1/2" I.D. Hose.....                         |                 | ☐              |             |
| Reservoir; W/5/8" I.D. Hose.....                         |                 | ⊕              |             |
| Reservoir; W/3/4" I.D. Hose.....                         |                 | ✳              |             |
| Return; W/3/8" I.D. Hose .....                           |                 | ★              |             |
| <b>1969-1966</b>   |                 |                |             |
| <b>GM V-6 401 ENG.; GM V-6 432 ENG.; GM V-6 478 ENG.</b> |                 |                |             |
| Cyl.....   | ②71299          |                |             |
| Pressure .....   | 71307           |                |             |
| Reservoir; W/1/2" I.D. Hose.....                         |                 | ☐              |             |
| Reservoir; W/5/8" I.D. Hose.....                         |                 | ⊕              |             |
| Reservoir; W/3/4" I.D. Hose.....                         |                 | ✳              |             |
| Return .....   |                 | ★              |             |
| <b>JM80</b>  |                 |                |             |
| <b>1971-1970</b>   |                 |                |             |
| <b>GM V-6 401 ENG.; GM V-6 432 ENG.; GM V-6 478 ENG.</b> |                 |                |             |
| Cyl.....   | ②71299          |                |             |
| Pressure .....   | 71307           |                |             |
| Reservoir; W/1/2" I.D. Hose.....                         |                 | ☐              |             |
| Reservoir; W/5/8" I.D. Hose.....                         |                 | ⊕              |             |
| Reservoir; W/3/4" I.D. Hose.....                         |                 | ✳              |             |
| Return; W/3/8" I.D. Hose .....                           |                 | ★              |             |
| <b>1969-1966</b>   |                 |                |             |
| <b>GM V-6 401 ENG.; GM V-6 432 ENG.; GM V-6 478 ENG.</b> |                 |                |             |
| Cyl.....   | ②71299          |                |             |
| Pressure .....   | 71307           |                |             |
| Reservoir; W/1/2" I.D. Hose.....                         |                 | ☐              |             |
| Reservoir; W/5/8" I.D. Hose.....                         |                 | ⊕              |             |
| Reservoir; W/3/4" I.D. Hose.....                         |                 | ✳              |             |
| Return .....   |                 | ★              |             |

| Application  | Assembly Number | Multi-Use Hose | End Fitting |
|--|-----------------|----------------|-------------|
| <b>CHEVROLET - Continued</b>                             |                 |                |             |
| <b>JM80 - Continued</b>                                  |                 |                |             |
| <b>1969-1966 - Continued</b>                             |                 |                |             |
| <b>GM V-6 401 ENG.; GM V-6 432 ENG.; GM V-6 478 ENG.</b> |                 |                |             |
| - Continued  |                 |                |             |
| Pressure .....   | 71307           |                |             |
| Reservoir; W/1/2" I.D. Hose.....                         |                 | ☐              |             |
| Reservoir; W/5/8" I.D. Hose.....                         |                 | ⊕              |             |
| Reservoir; W/3/4" I.D. Hose.....                         |                 | ✳              |             |
| Return .....   |                 | ★              |             |
| <b>JV70</b>  |                 |                |             |
| <b>1972</b>  |                 |                |             |
| <b>DETROIT DIESEL 6V-53 DIESEL ENG.</b>                  |                 |                |             |
| Pressure .....   | 71305           |                | 39854       |
| Reservoir; W/1/2" I.D. Hose.....                         |                 | ☐              |             |
| Reservoir; W/5/8" I.D. Hose.....                         |                 | ⊕              |             |
| Reservoir; W/3/4" I.D. Hose.....                         |                 | ✳              |             |
| Return; W/3/8" I.D. Hose .....                           |                 | ★              |             |
| <b>1971-1970</b>   |                 |                |             |
| <b>DETROIT DIESEL 6V-53 DIESEL ENG.</b>                  |                 |                |             |
| Cyl.....   | ②71299          |                |             |
| Pressure .....   | 71305           |                | 39854       |
| Reservoir; W/1/2" I.D. Hose.....                         |                 | ☐              |             |
| Reservoir; W/5/8" I.D. Hose.....                         |                 | ⊕              |             |
| Reservoir; W/3/4" I.D. Hose.....                         |                 | ✳              |             |
| Return; W/3/8" I.D. Hose .....                           |                 | ★              |             |
| <b>1969</b>  |                 |                |             |
| <b>DETROIT DIESEL 6V-53 DIESEL ENG.</b>                  |                 |                |             |
| Cyl.....   | ②71299          |                |             |
| Pressure .....   | 71305           |                | 39854       |
| Reservoir; W/1/2" I.D. Hose.....                         |                 | ☐              |             |
| Reservoir; W/5/8" I.D. Hose.....                         |                 | ⊕              |             |
| Reservoir; W/3/4" I.D. Hose.....                         |                 | ✳              |             |
| Return .....   |                 | ★              |             |
| <b>JV80</b>  |                 |                |             |
| <b>1972</b>  |                 |                |             |
| <b>DETROIT DIESEL 6V-53 DIESEL ENG.</b>                  |                 |                |             |
| Pressure .....   | 71305           |                | 39854       |
| Reservoir; W/1/2" I.D. Hose.....                         |                 | ☐              |             |
| Reservoir; W/5/8" I.D. Hose.....                         |                 | ⊕              |             |
| Reservoir; W/3/4" I.D. Hose.....                         |                 | ✳              |             |
| Return; W/3/8" I.D. Hose .....                           |                 | ★              |             |
| <b>1971-1970</b>   |                 |                |             |
| <b>DETROIT DIESEL 6V-53 DIESEL ENG.</b>                  |                 |                |             |
| Cyl.....   | ②71299          |                |             |
| Pressure .....   | 71305           |                | 39854       |
| Reservoir; W/1/2" I.D. Hose.....                         |                 | ☐              |             |
| Reservoir; W/5/8" I.D. Hose.....                         |                 | ⊕              |             |
| Reservoir; W/3/4" I.D. Hose.....                         |                 | ✳              |             |
| Return; W/3/8" I.D. Hose .....                           |                 | ★              |             |
| <b>1969</b>  |                 |                |             |
| <b>DETROIT DIESEL 6V-53 DIESEL ENG.</b>                  |                 |                |             |
| Cyl.....   | ②71299          |                |             |
| Pressure .....   | 71305           |                | 39854       |
| Reservoir; W/1/2" I.D. Hose.....                         |                 | ☐              |             |
| Reservoir; W/5/8" I.D. Hose.....                         |                 | ⊕              |             |
| Reservoir; W/3/4" I.D. Hose.....                         |                 | ✳              |             |
| Return .....   |                 | ★              |             |

\* Cut From C.P.E. 3/8" I.D. Hose: 71350 (48"), 81352 (25').  
 † Cut From S.A.E. 11/32" I.D. Hose: 80062 (12"), 80063 (24"), 80064 (36"), 81353 (25').  
 ★ Cut From S.A.E. 3/8" I.D. Hose: 71224 (24"), 71236 (36"), 71206 (48"), 81206 (25'). May Also Use 3/8" C.P.E.  
 ⊕ Cut From S.A.E. 5/8" I.D. Hose: 71351 (36").  
 ☐ Cut From 1/2" I.D. Suction Hose: 71296 (36"), 81354 (10').  
 ⊕ Cut From 5/8" I.D. Suction Hose: 71207 (42"), 81355 (10').  
 ✳ Cut From 3/4" I.D. Suction Hose: 71297 (36"), 81356 (10').  
 ☆ See Page A14 For Pump or Gear Identification.

② Two Required.  
 ③ Three Required.  
 ④ Four Required.  
 < Cut To Fit.  
 ⊕ Replaces Both Upper and Lower Hose.  
 ▲ 252660 Adaptor Required For Some Models.  
 ✳ See Page A6 For Installation Procedure.



# Power Steering Hose for Medium and Heavy-Duty Trucks

| Application                                 | Assembly Number | Multi-Use Hose | End Fitting | Application                                       | Assembly Number | Multi-Use Hose | End Fitting |
|---|-----------------|----------------|-------------|---|-----------------|----------------|-------------|
| <b>CHEVROLET - Continued</b>                |                 |                |             | <b>CHEVROLET - Continued</b>                      |                 |                |             |
| <b>KODIAK C5500</b>                         |                 |                |             | <b>L50</b>  |                 |                |             |
| <b>1995-1992</b>                            |                 |                |             | <b>1965-1963</b>                                  |                 |                |             |
| GM V-8 6.0 L ENG.; GM V-8 7.0 L ENG.        |                 |                |             | GM V-8 283 ENG.; GM V-8 327 ENG.                  |                 |                |             |
| Pressure - To Gear; W/Hyd. Brakes;          |                 |                |             | Cyl..... ②71305                                   |                 |                |             |
| W/Saginaw Stg. Gear; ☆N..... 91925          |                 |                |             | Pressure ..... 71305                              |                 |                |             |
| <b>1991</b>                                 |                 |                |             | Reservoir ..... ☆                                 |                 |                |             |
| GM V-8 6.0 L ENG.; GM V-8 7.0 L ENG.        |                 |                |             | Return ..... ★                                    |                 |                |             |
| Ross Stg. Gear ..... 80223                  |                 |                |             | <b>1962</b>                                       |                 |                |             |
| Pressure - To Gear; W/Hyd. Brakes;          |                 |                |             | GM V-8 283 ENG.; GM V-8 327 ENG.                  |                 |                |             |
| W/Saginaw Stg. Gear; ☆N..... 91925          |                 |                |             | Cyl. - Left Turn ..... 71303                      |                 |                |             |
| <b>KODIAK C6500</b>                         |                 |                |             | Cyl. - Right Turn ..... 71304                     |                 |                |             |
| <b>1995-1992</b>                            |                 |                |             | Pressure ..... 71305                              |                 |                |             |
| CATERPILLAR 3116 DIESEL ENG.                |                 |                |             | <b>1961-1960</b>                                  |                 |                |             |
| Ross Stg. Gear ..... 91942                  |                 |                |             | GM V-8 283 ENG.                                   |                 |                |             |
| Pressure - To Gear; W/Hyd. Brakes;          |                 |                |             | Cyl. - Left Turn ..... 71303                      |                 |                |             |
| W/Saginaw Stg. Gear; ☆N..... 91925          |                 |                |             | Cyl. - Right Turn ..... 71304                     |                 |                |             |
| <b>GM V-8 6.0 L ENG.; GM V-8 7.0 L ENG.</b> |                 |                |             | Pressure ..... 71305                              |                 |                |             |
| Pressure - To Gear; W/Hyd. Brakes;          |                 |                |             | <b>L60</b>  |                 |                |             |
| W/Saginaw Stg. Gear; ☆N..... 91925          |                 |                |             | <b>1965-1963</b>                                  |                 |                |             |
| <b>1991</b>                                 |                 |                |             | GM V-8 283 ENG.; GM V-8 327 ENG.                  |                 |                |             |
| CATERPILLAR 3116 DIESEL ENG.                |                 |                |             | Cyl..... ②71305                                   |                 |                |             |
| Ross Stg. Gear ..... 91942                  |                 |                |             | Pressure ..... 71305                              |                 |                |             |
| Pressure - To Gear; W/Hyd. Brakes;          |                 |                |             | Reservoir ..... ☆                                 |                 |                |             |
| W/Saginaw Stg. Gear; ☆N..... 91925          |                 |                |             | Return ..... ★                                    |                 |                |             |
| <b>GM V-8 6.0 L ENG.; GM V-8 7.0 L ENG.</b> |                 |                |             | <b>1962</b>                                       |                 |                |             |
| Ross Stg. Gear ..... 80223                  |                 |                |             | GM V-8 283 ENG.; GM V-8 327 ENG.                  |                 |                |             |
| Pressure - To Gear; W/Hyd. Brakes;          |                 |                |             | Cyl. - Left Turn ..... 71303                      |                 |                |             |
| W/Saginaw Stg. Gear; ☆N..... 91925          |                 |                |             | Cyl. - Right Turn ..... 71304                     |                 |                |             |
| <b>KODIAK C7500</b>                         |                 |                |             | Pressure ..... 71305                              |                 |                |             |
| <b>1995-1992</b>                            |                 |                |             | <b>1961-1960</b>                                  |                 |                |             |
| CATERPILLAR 3116 DIESEL ENG.                |                 |                |             | GM V-8 283 ENG.                                   |                 |                |             |
| Ross Stg. Gear ..... 91942                  |                 |                |             | Cyl. - Left Turn ..... 71303                      |                 |                |             |
| Ross Stg. Gear ..... 91943                  |                 |                |             | Cyl. - Right Turn ..... 71304                     |                 |                |             |
| Pressure - To Gear; W/Hyd. Brakes;          |                 |                |             | Pressure ..... 71305                              |                 |                |             |
| W/Saginaw Stg. Gear; ☆N..... 91925          |                 |                |             | <b>M65</b>  |                 |                |             |
| <b>GM V-8 6.0 L ENG.; GM V-8 7.0 L ENG.</b> |                 |                |             | <b>1978-1973</b>                                  |                 |                |             |
| Ross Stg. Gear ..... 91943                  |                 |                |             | GM V-8 366 ENG.; GM V-8 427 ENG.; GM V-8 454 ENG. |                 |                |             |
| Pressure - To Gear; W/Hyd. Brakes;          |                 |                |             | Cyl..... ②71301                                   |                 |                |             |
| W/Saginaw Stg. Gear; ☆N..... 91925          |                 |                |             | Pressure ..... 71306                              |                 |                |             |
| <b>1991</b>                                 |                 |                |             | Reservoir ..... ☆                                 |                 |                |             |
| CATERPILLAR 3116 DIESEL ENG.                |                 |                |             | Return ..... ★                                    |                 |                |             |
| Ross Stg. Gear ..... 91942                  |                 |                |             | <b>M90</b>  |                 |                |             |
| Ross Stg. Gear ..... 91943                  |                 |                |             | <b>1970</b>                                       |                 |                |             |
| Pressure - To Gear; W/Hyd. Brakes;          |                 |                |             | DETROIT DIESEL 8V-71 DIESEL ENG.                  |                 |                |             |
| W/Saginaw Stg. Gear; ☆N..... 91925          |                 |                |             | Cyl..... ②71299                                   |                 |                |             |
| <b>GM V-8 6.0 L ENG.; GM V-8 7.0 L ENG.</b> |                 |                |             | Pressure ..... 71301                              |                 |                |             |
| Ross Stg. Gear ..... 80223                  |                 |                |             | <b>MB60</b>                                       |                 |                |             |
| Ross Stg. Gear ..... 91943                  |                 |                |             | <b>1969</b>                                       |                 |                |             |
| Pressure - To Gear; W/Hyd. Brakes;          |                 |                |             | GM D478 DIESEL ENG.; GM DH478 DIESEL ENG.         |                 |                |             |
| W/Saginaw Stg. Gear; ☆N..... 91925          |                 |                |             | Cyl..... ②71301                                   |                 |                |             |

\* Cut From C.P.E. 3/8" I.D. Hose: 71350 (48"), 81352 (25').  
 † Cut From S.A.E. 11/32" I.D. Hose: 80062 (12"), 80063 (24"), 80064 (36"), 81353 (25').  
 ‡ Cut From S.A.E. 3/8" I.D. Hose: 71224 (24"), 71236 (36"), 71206 (48"), 81206 (25'). May Also Use 3/8" C.P.E.  
 ★ Cut From S.A.E. 5/8" I.D. Hose: 71351 (36").  
 □ Cut From 1/2" I.D. Suction Hose: 71296 (36"), 81354 (10').  
 † Cut From 5/8" I.D. Suction Hose: 71207 (42"), 81355 (10').  
 \* Cut From 3/4" I.D. Suction Hose: 71297 (36"), 81356 (10').  
 ☆ See Page A14 For Pump or Gear Identification.

② Two Required.  
 ③ Three Required.  
 ④ Four Required.  
 † Cut To Fit.  
 ☆ Replaces Both Upper and Lower Hose.  
 ▲ 252660 Adaptor Required For Some Models.  
 † See Page A6 For Installation Procedure.

SYSTEM  
PUMP &  
GEAR  
IDENT.

SYSTEM &  
COM-  
PONENT  
IDENT.

PASS.  
CARS

LIGHT  
TRUCKS

MEDIUM/  
HEAVY  
TRUCKS

BUSES

HOSE  
NUMER-  
ICAL

REPAIR  
KITS

KIT  
NUMER-  
ICAL

ILLUSTRATIONS

# Power Steering Hose for Medium and Heavy-Duty Trucks

**SYSTEM  
PUMP &  
GEAR  
IDENT.**

**SYSTEM &  
COM-  
PONENT  
IDENT.**

**PASS.  
CARS**

**LIGHT  
TRUCKS**

**MEDIUM/  
HEAVY  
TRUCKS**

**BUSES**

**HOSE  
NUMER-  
ICAL**

**REPAIR  
KITS**

**KIT  
NUMER-  
ICAL**

**ILLUST-  
RATIONS**

| Application  | Assembly Number | Multi-Use Hose | End Fitting |
|--|-----------------|----------------|-------------|
| <b>CHEVROLET - Continued</b>   |                 |                |             |
| <b>MB60 - Continued</b>  |                 |                |             |
| <b>1969 - Continued</b>  |                 |                |             |
| <b>GM D478 DIESEL ENG.; GM DH478 DIESEL ENG. - Continued</b>                         |                 |                |             |
| Pressure .....   | 71305           |                |             |
| Reservoir .....  |                 | ✳              |             |
| Return .....   |                 | ★              |             |
| <b>MI90</b>  |                 |                |             |
| <b>1971-1970</b>   |                 |                |             |
| <b>DETROIT DIESEL 6-71 DIESEL ENG.</b>   |                 |                |             |
| Cyl.....   | ②71301          |                |             |
| Pressure .....   | 71302           |                | 39212       |
| Reservoir; W/1/2" I.D. Hose.....   |                 | □              |             |
| Reservoir; W/5/8" I.D. Hose.....   |                 | ✳              |             |
| Reservoir; W/3/4" I.D. Hose.....   |                 | ✳              |             |
| Return; W/3/8" I.D. Hose .....   |                 | ★              |             |
| <b>1969-1967</b>   |                 |                |             |
| <b>DETROIT DIESEL 6-71 DIESEL ENG.</b>   |                 |                |             |
| Cyl.....   | ②71301          |                |             |
| Pressure .....   | 71302           |                | 39212       |
| Reservoir; W/1/2" I.D. Hose.....   |                 | □              |             |
| Reservoir; W/5/8" I.D. Hose.....   |                 | ✳              |             |
| Reservoir; W/3/4" I.D. Hose.....   |                 | ✳              |             |
| Return; W/3/8" I.D. Hose .....   |                 | ★              |             |
| <b>1966</b>  |                 |                |             |
| <b>DETROIT DIESEL 6-71 DIESEL ENG.</b>   |                 |                |             |
| Cyl.....   | ②71305          |                |             |
| Pressure .....   | 71302           |                | 39212       |
| Reservoir; W/1/2" I.D. Hose.....   |                 | □              |             |
| Reservoir; W/5/8" I.D. Hose.....   |                 | ✳              |             |
| Reservoir; W/3/4" I.D. Hose.....   |                 | ✳              |             |
| Return; W/3/8" I.D. Hose .....   |                 | ★              |             |
| <b>P30</b>   |                 |                |             |
| <b>1995</b>  |                 |                |             |
| <b>GM V-8 6.5 L DIESEL ENG.</b>  |                 |                |             |
| Pressure - Hydroboost To Gear;<br>W/Front I-Beam Suspension.....                     | 91537           |                |             |
| Pressure - Hydroboost To Gear; W/O<br>Front I-Beam Suspension .....                  | 91470           |                |             |
| Pressure - Pump To Hydroboost; Motor<br>Home .....                                   | 80065           |                |             |
| Pressure - Pump To Hydroboost;<br>W/Brake Warning System; Exc. Mo-<br>tor Home ..... | 91821           |                |             |
| Pressure - Pump To Hydroboost; W/O<br>Brake Warning System; Exc. Motor<br>Home ..... | 91822           |                |             |
| Return - Gear To Pump; Motor Home...   |                 | ✳              |             |
| Return - Gear To Pump; Exc. Motor<br>Home .....                                      |                 | ✳14"           |             |
| Return - Hydroboost To Pump; Motor<br>Home .....                                     |                 | ✳              |             |
| Return - Hydroboost To Pump; Exc.<br>Motor Home .....                                |                 | ✳33"           |             |
| <b>GM V-8 7.4 L ENG.</b>   |                 |                |             |
| Pressure - Hydroboost To Gear.....   | 91727           |                |             |
| Pressure - Pump To Hydroboost.....   | 91726           |                |             |
| Return - Gear To Pump.....   |                 | ✳              |             |
| Return - Hydroboost To Pump .....  |                 | ✳              |             |

| Application   | Assembly Number | Multi-Use Hose | End Fitting |
|---|-----------------|----------------|-------------|
| <b>CHEVROLET - Continued</b>  |                 |                |             |
| <b>P30 - Continued</b>  |                 |                |             |
| <b>1994-1992</b>  |                 |                |             |
| <b>GM V-8 7.4 L ENG.</b>  |                 |                |             |
| Pressure - Hydroboost To Gear.....                                    | 91727           |                |             |
| Pressure - Pump To Hydroboost.....                                    | 91726           |                |             |
| Return - Gear To Pump.....  |                 | ✳              |             |
| Return - Hydroboost To Pump .....                                     |                 | ✳              |             |
| <b>1991-1990</b>  |                 |                |             |
| <b>GM V-8 5.7 L ENG.</b>  |                 |                |             |
| Pressure - Hydroboost To Gear.....                                    | 91727           |                |             |
| Pressure - Pump To Hydroboost.....                                    | 91728           |                |             |
| Return - Gear To Pump.....  |                 | ✳              |             |
| Return - Hydroboost To Pump .....                                     |                 | ✳              |             |
| <b>GM V-8 7.4 L ENG.</b>  |                 |                |             |
| Pressure - Hydroboost To Gear.....                                    | 91727           |                |             |
| Pressure - Pump To Hydroboost.....                                    | 91726           |                |             |
| Return - Gear To Pump.....  |                 | ✳              |             |
| Return - Hydroboost To Pump .....                                     |                 | ✳              |             |
| <b>1979</b>   |                 |                |             |
| <b>GM 6-CYL. 292 ENG.</b>   |                 |                |             |
| Pressure .....  | 70910           |                |             |
| Return .....  |                 | ★              |             |
| <b>GM V-8 350 ENG.</b>  |                 |                |             |
| Pressure; Conventional System; Motor<br>Home; W/10,000 Lb. Axle ..... | 70912           |                |             |
| Pressure; Conventional System; Exc.<br>Motor Home .....               | 70911           |                |             |
| Pressure - Hydroboost To Gear; Hydro-<br>boost System .....           | 91581           |                |             |
| Pressure - Pump To Hydroboost; Hy-<br>droboost System .....           | 70911           |                |             |
| Return; Conventional System .....                                     |                 | ★              |             |
| Return - Hydroboost To Tee; Hydro-<br>boost System .....              | ②<70551         | ★36"           |             |
| Return - Gear To Tee; Hydroboost<br>System.....                       |                 | ★19"           | 39135       |
| Return - Tee To Pump; Hydroboost<br>System.....                       |                 | ★3"            |             |
| <b>GM V-8 454 ENG.</b>  |                 |                |             |
| Pressure; Motor Home.....   | 70933           |                |             |
| Pressure; Exc. Motor Home .....                                       | 70911           |                |             |
| Return .....  |                 | ★              |             |
| <b>1978</b>   |                 |                |             |
| <b>GM 6-CYL. 292 ENG.</b>   |                 |                |             |
| Pressure .....  | 70910           |                |             |
| Return .....  |                 | ★              |             |
| <b>GM V-8 350 ENG.</b>  |                 |                |             |
| Pressure; Motor Home; W/10,000 Lb.<br>Axle.....                       | 70912           |                |             |
| Pressure; Exc. Motor Home .....                                       | 70911           |                |             |
| Return .....  |                 | ★              |             |
| <b>GM V-8 454 ENG.</b>  |                 |                |             |
| Pressure; Motor Home.....   | 70933           |                |             |
| Return .....  |                 | ★              |             |
| <b>P40</b>  |                 |                |             |
| <b>1967</b>   |                 |                |             |
| <b>GM 6-CYL. 292 ENG.</b>   |                 |                |             |
| Cyl.....  | ②71302          |                |             |

✳ Cut From C.P.E. 3/8" I.D. Hose: 71350 (48"), 81352 (25').  
 † Cut From S.A.E. 11/32" I.D. Hose: 80062 (12"), 80063 (24"), 80064 (36"), 81353 (25').  
 ★ Cut From S.A.E. 3/8" I.D. Hose: 71224 (24"), 71236 (36"), 71206 (48"), 81206 (25'). May Also Use 3/8" C.P.E.  
 □ Cut From S.A.E. 5/8" I.D. Hose: 71351 (36").  
 ◻ Cut From 1/2" I.D. Suction Hose: 71296 (36"), 81354 (10').  
 ✳ Cut From 5/8" I.D. Suction Hose: 71207 (42"), 81355 (10').  
 ✳ Cut From 3/4" I.D. Suction Hose: 71297 (36"), 81356 (10').  
 ☆ See Page A14 For Pump or Gear Identification.

② Two Required.  
 ③ Three Required.  
 ④ Four Required.  
 < Cut To Fit.  
 ✳ Replaces Both Upper and Lower Hose.  
 ▲ 252660 Adaptor Required For Some Models.  
 ✳ See Page A6 For Installation Procedure.

# Power Steering Hose for Medium and Heavy-Duty Trucks

| Application   | Assembly Number | Multi-Use Hose | End Fitting | Application   | Assembly Number | Multi-Use Hose | End Fitting |
|---|-----------------|----------------|-------------|---|-----------------|----------------|-------------|
| <b>CHEVROLET - Continued</b>                                      |                 |                |             | <b>CHEVROLET - Continued</b>  |                 |                |             |
| <b>P40 - Continued</b>  |                 |                |             | <b>T50 - Continued</b>  |                 |                |             |
| <b>1967 - Continued</b>   |                 |                |             | <b>1973 - Continued</b>   |                 |                |             |
| <b>GM 6-CYL. 292 ENG. - Continued</b>                             |                 |                |             | <b>GM V-8 366 ENG.; GM V-8 427 ENG.</b>   |                 |                |             |
| Pressure .....  | 71299           |                |             | Cyl.....  | ②71305          |                |             |
| Reservoir .....   |                 | ✳              |             | Pressure .....  | 71303           |                |             |
| Return .....  |                 | ★              |             | Reservoir .....   |                 | ✧              |             |
|   |                 |                |             | Return .....  |                 | ★              |             |
| <b>P50</b>  |                 |                |             | <b>1972-1970</b>  |                 |                |             |
| <b>1967</b>   |                 |                |             | <b>GM 6-CYL. 292 ENG.</b>   |                 |                |             |
| <b>GM 6-CYL. 292 ENG.</b>   |                 |                |             | Cyl.....  |                 |                |             |
| Cyl.....  | ②71302          |                |             | Pressure .....  | 71305           |                |             |
| Pressure .....  | 71299           |                |             | Reservoir .....   |                 | ✧              |             |
| Reservoir .....   |                 | ✳              |             | Return .....  |                 | ★              |             |
| Return .....  |                 | ★              |             | <b>GM V-8 350 ENG.</b>  |                 |                |             |
|   |                 |                |             | Cyl.....  | ②71305          |                |             |
|   |                 |                |             | Pressure .....  | 71304           |                |             |
|   |                 |                |             | Reservoir .....   |                 | ✧              |             |
|   |                 |                |             | Return .....  |                 | ★              |             |
| <b>T40</b>  |                 |                |             | <b>GM V-8 366 ENG.; GM V-8 427 ENG.</b>   |                 |                |             |
| <b>1972-1970</b>  |                 |                |             | Cyl.....  |                 |                |             |
| <b>GM 6-CYL. 292 ENG.</b>   |                 |                |             | Pressure .....  |                 |                |             |
| Cyl.....  | ②71305          |                |             | Reservoir .....   | ②71305          |                |             |
| Pressure .....  | 71305           |                |             | Return .....  | 71303           |                |             |
| Reservoir .....   |                 | ✧              |             | Reservoir .....   |                 | ✧              |             |
| Return .....  |                 | ★              |             | Return .....  |                 | ★              |             |
| <b>1969</b>   |                 |                |             | <b>1969</b>   |                 |                |             |
| <b>GM 6-CYL. 292 ENG.</b>   |                 |                |             | <b>GM 6-CYL. 292 ENG.</b>   |                 |                |             |
| Cyl.....  | ②71305          |                |             | Cyl.....  | ②71305          |                |             |
| Pressure .....  | 71304           |                |             | Pressure .....  | 71304           |                |             |
| Reservoir .....   |                 | ✧              |             | Reservoir .....   |                 | ✧              |             |
| Return .....  |                 | ★              |             | Return .....  |                 | ★              |             |
| <b>1968</b>   |                 |                |             | <b>GM V-8 366 ENG.; GM V-8 427 ENG.</b>   |                 |                |             |
| <b>GM 6-CYL. 250 ENG.; GM 6-CYL. 292 ENG.</b>                     |                 |                |             | Cyl.....  |                 |                |             |
| Cyl.....  | ②71305          |                |             | Pressure .....  | ②71305          |                |             |
| Pressure .....  | 71304           |                |             | Reservoir .....   | 71303           |                |             |
| Reservoir .....   |                 | ✧              |             | Return .....  |                 | ✧              |             |
| Return .....  |                 | ★              |             |   |                 | ★              |             |
| <b>1967-1963</b>  |                 |                |             | <b>1968</b>   |                 |                |             |
| <b>GM 6-CYL. 230 ENG.; GM 6-CYL. 250 ENG.; GM 6-CYL. 292 ENG.</b> |                 |                |             | <b>GM 6-CYL. 292 ENG.</b>   |                 |                |             |
| Cyl.....  | ②71305          |                |             | Cyl.....  | ②71305          |                |             |
| Pressure .....  | 71304           |                |             | Pressure .....  | 71304           |                |             |
| Reservoir .....   |                 | ✧              |             | Reservoir .....   |                 | ✧              |             |
| Return .....  |                 | ★              |             | Return .....  |                 | ★              |             |
| <b>1962</b>   |                 |                |             | <b>GM V-8 283 ENG.; GM V-8 307 ENG.; GM V-8 327 ENG.; GM V-8 366 ENG.; GM V-8 427 ENG.; GM V-8 454 ENG.</b> |                 |                |             |
| <b>DETROIT DIESEL 3-53 DIESEL ENG.</b>                            |                 |                |             | Cyl.....  |                 |                |             |
| Cyl. - Left Turn .....  | 71303           |                |             | Pressure .....  | ②71305          |                |             |
| Cyl. - Right Turn .....   | 71304           |                |             | Reservoir .....   | 71305           |                |             |
| Pressure .....  | 71305           |                |             | Return .....  |                 | ✧              |             |
|   |                 |                |             |   |                 | ★              |             |
| <b>T50</b>  |                 |                |             | <b>1967-1966</b>  |                 |                |             |
| <b>1973</b>   |                 |                |             | <b>GM 6-CYL. 292 ENG.</b>   |                 |                |             |
| <b>GM D478 DIESEL ENG.; GM DH478 DIESEL ENG.</b>                  |                 |                |             | Cyl.....  |                 |                |             |
| Cyl.....  | ②71305          |                |             | Pressure .....  | ②71305          |                |             |
| Pressure; W/ Hyd. Brakes.....                                     | 71305           |                |             | Reservoir .....   | 71304           |                |             |
| Pressure; W/O Hyd. Brakes .....                                   | 71307           |                |             | Return .....  |                 | ✧              |             |
| Reservoir .....   |                 | ✧              |             |   |                 | ★              |             |
| Return .....  |                 | ★              |             | <b>GM V-8 283 ENG.; GM V-8 327 ENG.; GM V-8 366 ENG.; GM V-8 427 ENG.; GM V-8 454 ENG.</b>                  |                 |                |             |
|   |                 |                |             | Cyl.....  | ②71305          |                |             |
|   |                 |                |             | Pressure .....  | 71305           |                |             |
|   |                 |                |             | Reservoir .....   |                 | ✧              |             |
|   |                 |                |             | Return .....  |                 | ★              |             |

SYSTEM PUMP & GEAR IDENT.

SYSTEM & COMPONENT IDENT.

PASS. CARS

LIGHT TRUCKS

MEDIUM/HEAVY TRUCKS

BUSES

HOSE NUMERICAL

REPAIR KITS

KIT NUMERICAL

ILLUSTRATIONS

\* Cut From C.P.E. 3/8" I.D. Hose: 71350 (48"), 81352 (25').  
 † Cut From S.A.E. 11/32" I.D. Hose: 80062 (12"), 80063 (24"), 80064 (36"), 81353 (25').  
 ✳ Cut From S.A.E. 3/8" I.D. Hose: 71224 (24"), 71236 (36"), 71206 (48"), 81206 (25'). May Also Use 3/8" C.P.E.  
 ★ Cut From S.A.E. 5/8" I.D. Hose: 71351 (36").  
 □ Cut From 1/2" I.D. Suction Hose: 71296 (36"), 81354 (10').  
 ✧ Cut From 5/8" I.D. Suction Hose: 71207 (42"), 81355 (10').  
 ✳ Cut From 3/4" I.D. Suction Hose: 71297 (36"), 81356 (10').  
 ☆ See Page A14 For Pump or Gear Identification.

② Two Required.  
 ③ Three Required.  
 ④ Four Required.  
 ✧ Cut To Fit.  
 ✳ Replaces Both Upper and Lower Hose.  
 ▲ 252660 Adaptor Required For Some Models.  
 ✧ See Page A6 For Installation Procedure.

# Power Steering Hose for Medium and Heavy-Duty Trucks

**SYSTEM  
PUMP &  
GEAR  
IDENT.**

**SYSTEM &  
COM-  
PONENT  
IDENT.**

**PASS.  
CARS**

**LIGHT  
TRUCKS**

**MEDIUM/  
HEAVY  
TRUCKS**

**BUSES**

**HOSE  
NUMER-  
ICAL**

**REPAIR  
KITS**

**KIT  
NUMER-  
ICAL**

**ILLUST-  
RATIONS**

| Application  | Assembly Number | Multi-Use Hose | End Fitting |
|--|-----------------|----------------|-------------|
| <b>CHEVROLET - Continued</b>                             |                 |                |             |
| <b>T50 - Continued</b>                                   |                 |                |             |
| <b>1965-1963</b>   |                 |                |             |
| <b>GM 6-CYL. 292 ENG.</b>                                |                 |                |             |
| Cyl.....   | ②71305          |                |             |
| Pressure .....   | 71304           |                |             |
| Reservoir .....  |                 | ✦              |             |
| Return .....   |                 | ★              |             |
| <b>GM V-8 283 ENG.; GM V-8 327 ENG.</b>                  |                 |                |             |
| Cyl.....   | ②71305          |                |             |
| Pressure .....   | 71305           |                |             |
| Reservoir .....  |                 | ✦              |             |
| Return .....   |                 | ★              |             |
| <b>T60</b>   |                 |                |             |
| <b>1978-1977</b>   |                 |                |             |
| <b>GM V-8 305 ENG.; GM V-8 350 ENG.</b>                  |                 |                |             |
| Cyl.....   | ②71305          |                |             |
| Pressure .....   | 71304           |                |             |
| Reservoir .....  |                 | ✦              |             |
| Return .....   |                 | ★              |             |
| <b>GM V-8 366 ENG.; GM V-8 427 ENG.</b>                  |                 |                |             |
| Cyl.....   | ②71305          |                |             |
| Pressure .....   | 71303           |                |             |
| Reservoir .....  |                 | ✦              |             |
| Return .....   |                 | ★              |             |
| <b>1976</b>  |                 |                |             |
| <b>GM V-8 305 ENG.; GM V-8 350 ENG.</b>                  |                 |                |             |
| Cyl.....   | ②71305          |                |             |
| Pressure .....   | 71304           |                |             |
| Reservoir .....  |                 | ✦              |             |
| Return .....   |                 | ★              |             |
| <b>GM V-8 366 ENG.; GM V-8 427 ENG.</b>                  |                 |                |             |
| Cyl.....   | ②71305          |                |             |
| Pressure .....   | 71303           |                |             |
| Reservoir .....  |                 | ✦              |             |
| Return .....   |                 | ★              |             |
| <b>GM V-8 454 ENG.</b>                                   |                 |                |             |
| Reservoir .....  |                 | ✦              |             |
| Return .....   |                 | ★              |             |
| <b>1975</b>  |                 |                |             |
| <b>GM D478 DIESEL ENG.; GM DH478 DIESEL ENG.</b>         |                 |                |             |
| Cyl.....   | ②71305          |                |             |
| Pressure; W/F090 Axle.....                               | 71308           |                |             |
| Pressure; W/O F090 Axle.....                             | 71307           |                |             |
| Reservoir .....  |                 | ✦              |             |
| Return .....   |                 | ★              |             |
| <b>GM V-8 350 ENG.; GM V-8 366 ENG.; GM V-8 427 ENG.</b> |                 |                |             |
| Cyl.....   | ②71305          |                |             |
| Pressure .....   | 71304           |                |             |
| Reservoir .....  |                 | ✦              |             |
| Return .....   |                 | ★              |             |
| <b>1974</b>  |                 |                |             |
| <b>GM V-8 350 ENG.</b>                                   |                 |                |             |
| Cyl.....   | ②71305          |                |             |
| Pressure .....   | 71304           |                |             |
| Reservoir .....  |                 | ✦              |             |
| Return .....   |                 | ★              |             |

| Application                                      | Assembly Number | Multi-Use Hose | End Fitting |
|--|-----------------|----------------|-------------|
| <b>CHEVROLET - Continued</b>                     |                 |                |             |
| <b>T60 - Continued</b>                           |                 |                |             |
| <b>1974 - Continued</b>                          |                 |                |             |
| <b>GM V-8 366 ENG.; GM V-8 427 ENG.</b>          |                 |                |             |
| Cyl.....   | ②71305          |                |             |
| Pressure .....                                   | 71303           |                |             |
| Reservoir .....                                  |                 | ✦              |             |
| Return .....                                     |                 | ★              |             |
| <b>1973</b>                                      |                 |                |             |
| <b>GM D478 DIESEL ENG.; GM DH478 DIESEL ENG.</b> |                 |                |             |
| Cyl.....   | ②71305          |                |             |
| Pressure; W/Hyd. Brakes.....                     | 71305           |                |             |
| Pressure; W/O Hyd. Brakes .....                  | 71307           |                |             |
| Reservoir .....                                  |                 | ✦              |             |
| Return .....                                     |                 | ★              |             |
| <b>GM V-8 307 ENG.; GM V-8 350 ENG.</b>          |                 |                |             |
| Cyl.....   | ②71305          |                |             |
| Pressure .....                                   | 71304           |                |             |
| Reservoir .....                                  |                 | ✦              |             |
| Return .....                                     |                 | ★              |             |
| <b>GM V-8 366 ENG.; GM V-8 427 ENG.</b>          |                 |                |             |
| Cyl.....   | ②71305          |                |             |
| Pressure .....                                   | 71303           |                |             |
| Reservoir .....                                  |                 | ✦              |             |
| Return .....                                     |                 | ★              |             |
| <b>1972-1970</b>                                 |                 |                |             |
| <b>GM 6-CYL. 292 ENG.</b>                        |                 |                |             |
| Cyl.....   | ②71305          |                |             |
| Pressure .....                                   | 71305           |                |             |
| Reservoir .....                                  |                 | ✦              |             |
| Return .....                                     |                 | ★              |             |
| <b>GM V-8 350 ENG.</b>                           |                 |                |             |
| Cyl.....   | ②71305          |                |             |
| Pressure .....                                   | 71304           |                |             |
| Reservoir .....                                  |                 | ✦              |             |
| Return .....                                     |                 | ★              |             |
| <b>GM V-8 366 ENG.; GM V-8 427 ENG.</b>          |                 |                |             |
| Cyl.....   | ②71305          |                |             |
| Pressure .....                                   | 71303           |                |             |
| Reservoir .....                                  |                 | ✦              |             |
| Return .....                                     |                 | ★              |             |
| <b>1969</b>                                      |                 |                |             |
| <b>GM 6-CYL. 292 ENG.</b>                        |                 |                |             |
| Cyl.....   | ②71305          |                |             |
| Pressure .....                                   | 71304           |                |             |
| Reservoir .....                                  |                 | ✦              |             |
| Return .....                                     |                 | ★              |             |
| <b>GM V-8 366 ENG.; GM V-8 427 ENG.</b>          |                 |                |             |
| Cyl.....   | ②71305          |                |             |
| Pressure .....                                   | 71303           |                |             |
| Reservoir .....                                  |                 | ✦              |             |
| Return .....                                     |                 | ★              |             |
| <b>1968</b>                                      |                 |                |             |
| <b>GM 6-CYL. 292 ENG.</b>                        |                 |                |             |
| Cyl.....   | ②71305          |                |             |
| Pressure .....                                   | 71304           |                |             |
| Reservoir .....                                  |                 | ✦              |             |
| Return .....                                     |                 | ★              |             |

\* Cut From C.P.E. 3/8" I.D. Hose: 71350 (48"), 81352 (25').  
 † Cut From S.A.E. 11/32" I.D. Hose: 80062 (12"), 80063 (24"), 80064 (36"), 81353 (25').  
 ★ Cut From S.A.E. 3/8" I.D. Hose: 71224 (24"), 71236 (36"), 71206 (48"), 81206 (25'). May Also Use 3/8" C.P.E.  
 ✦ Cut From S.A.E. 5/8" I.D. Hose: 71351 (36").  
 □ Cut From 1/2" I.D. Suction Hose: 71296 (36"), 81354 (10').  
 ✧ Cut From 5/8" I.D. Suction Hose: 71207 (42"), 81355 (10').  
 ✨ Cut From 3/4" I.D. Suction Hose: 71297 (36"), 81356 (10').  
 ☆ See Page A14 For Pump or Gear Identification.

② Two Required.  
 ③ Three Required.  
 ④ Four Required.  
 ✂ Cut To Fit.  
 ✪ Replaces Both Upper and Lower Hose.  
 ▲ 252660 Adaptor Required For Some Models.  
 ✦ See Page A6 For Installation Procedure.

# Power Steering Hose for Medium and Heavy-Duty Trucks

| Application   | Assembly Number | Multi-Use Hose | End Fitting | Application  | Assembly Number | Multi-Use Hose | End Fitting |
|---|-----------------|----------------|-------------|--|-----------------|----------------|-------------|
| <b>CHEVROLET - Continued</b>  |                 |                |             | <b>CHEVROLET - Continued</b>                             |                 |                |             |
| <b>T60 - Continued</b>  |                 |                |             | <b>T65 - Continued</b>                                   |                 |                |             |
| <b>1968 - Continued</b>   |                 |                |             | <b>1976</b>  |                 |                |             |
| <b>GM V-8 283 ENG.; GM V-8 307 ENG.; GM V-8 327 ENG.; GM V-8 366 ENG.; GM V-8 427 ENG.; GM V-8 454 ENG.</b> |                 |                |             | <b>GM V-8 366 ENG.; GM V-8 427 ENG.</b>                  |                 |                |             |
| Cyl.....  | ②71305          |                |             | Cyl.....   | ②71305          |                |             |
| Pressure .....  | 71305           |                |             | Pressure .....   | 71303           |                |             |
| Reservoir .....   |                 | ✦              |             | Reservoir .....  |                 | ✦              |             |
| Return.....   |                 | ★              |             | Return.....  |                 | ★              |             |
| <b>1967-1966</b>  |                 |                |             | <b>GM V-8 454 ENG.</b>                                   |                 |                |             |
| <b>GM 6-CYL. 292 ENG.</b>   |                 |                |             | Reservoir .....  |                 |                |             |
| Cyl.....  | ②71305          |                |             | Return.....  |                 | ✦              |             |
| Pressure .....  | 71304           |                |             | <b>1975</b>  |                 |                |             |
| Reservoir .....   |                 | ✦              |             | <b>GM V-8 366 ENG.; GM V-8 427 ENG.</b>                  |                 |                |             |
| Return.....   |                 | ★              |             | Cyl.....   | ②71305          |                |             |
| <b>GM V-8 283 ENG.; GM V-8 327 ENG.; GM V-8 366 ENG.; GM V-8 427 ENG.; GM V-8 454 ENG.</b>                  |                 |                |             | Pressure .....   |                 |                |             |
| Cyl.....  | ②71305          |                |             | Reservoir .....  | 71304           |                |             |
| Pressure .....  | 71305           |                |             | Return.....  |                 | ✦              |             |
| Reservoir .....   |                 | ✦              |             | <b>1974</b>  |                 |                |             |
| Return.....   |                 | ★              |             | <b>GM V-6 305 ENG.; GM V-6 351 ENG.; GM V-6 379 ENG.</b> |                 |                |             |
| <b>1965-1964</b>  |                 |                |             | Cyl.....   |                 |                |             |
| <b>GM 6-CYL. 292 ENG.</b>   |                 |                |             | Pressure; W/F070, F090 Axles.....                        |                 |                |             |
| Cyl.....  | ②71305          |                |             | Pressure; W/O F070, F090 Axles .....                     | 71307           |                |             |
| Pressure .....  | 71304           |                |             | Reservoir .....  |                 | ✦              |             |
| Reservoir .....   |                 | ✦              |             | Return.....  |                 | ★              |             |
| Return.....   |                 | ★              |             | <b>GM V-8 366 ENG.; GM V-8 427 ENG.</b>                  |                 |                |             |
| <b>GM V-8 283 ENG.; GM V-8 327 ENG.; GM V-8 348 ENG.; GM V-8 409 ENG.</b>                                   |                 |                |             | Cyl.....   |                 |                |             |
| Cyl.....  | ②71305          |                |             | Pressure .....   | ②71305          |                |             |
| Pressure .....  | 71305           |                |             | Pressure .....   | 71303           |                |             |
| Reservoir .....   |                 | ✦              |             | Reservoir .....  |                 | ✦              |             |
| Return.....   |                 | ★              |             | Return.....  |                 | ★              |             |
| <b>1963</b>   |                 |                |             | <b>TD50</b>  |                 |                |             |
| <b>GM 6-CYL. 292 ENG.; GM V-8 283 ENG.</b>  |                 |                |             | <b>1969</b>  |                 |                |             |
| Cyl.....  | ②71305          |                |             | <b>DETROIT DIESEL 4-53 DIESEL ENG.</b>                   |                 |                |             |
| Pressure .....  | 71304           |                |             | Cyl.....   | ②71299          |                |             |
| Reservoir .....   |                 | ✦              |             | Pressure .....   | 71304           |                |             |
| Return.....   |                 | ★              |             | Reservoir .....  |                 | ✦              |             |
| <b>GM V-8 327 ENG.; GM V-8 348 ENG.; GM V-8 409 ENG.</b>  |                 |                |             | Return.....  |                 |                |             |
| Cyl.....  | ②71305          |                |             | <b>TD60</b>  |                 |                |             |
| Pressure .....  | 71305           |                |             | <b>1969</b>  |                 |                |             |
| Reservoir .....   |                 | ✦              |             | <b>DETROIT DIESEL 4-53 DIESEL ENG.</b>                   |                 |                |             |
| Return.....   |                 | ★              |             | Cyl.....   | ②71299          |                |             |
| <b>1962</b>   |                 |                |             | Pressure .....   |                 |                |             |
| <b>GM V-8 348 ENG.; GM V-8 409 ENG.</b>   |                 |                |             | Reservoir .....  |                 |                |             |
| Cyl. - Left Turn.....   | 71303           |                |             | Return.....  |                 | ✦              |             |
| Cyl. - Right Turn .....   | 71304           |                |             | <b>TE50</b>  |                 |                |             |
| Pressure .....  | 71305           |                |             | <b>1972-1971</b>   |                 |                |             |
| <b>T65</b>  |                 |                |             | <b>GM V-8 350 ENG.</b>                                   |                 |                |             |
| <b>1978-1977</b>  |                 |                |             | Cyl.....   |                 |                |             |
| <b>GM V-8 366 ENG.; GM V-8 427 ENG.</b>   |                 |                |             | Pressure .....   |                 |                |             |
| Cyl.....  | ②71305          |                |             | Reservoir .....  | ②71305          |                |             |
| Pressure .....  | 71303           |                |             | Return.....  | 71304           |                |             |
| Reservoir .....   |                 | ✦              |             | <b>GM V-8 366 ENG.; GM V-8 427 ENG.</b>                  |                 |                |             |
| Return.....   |                 | ★              |             | Cyl.....   | ②71305          |                |             |

- SYSTEM PUMP & GEAR IDENT.
- SYSTEM & COMPONENT IDENT.
- PASS. CARS
- LIGHT TRUCKS
- MEDIUM/HEAVY TRUCKS
- BUSES
- HOSE NUMERICAL
- REPAIR KITS
- KIT NUMERICAL
- ILLUSTRATIONS

\* Cut From C.P.E. 3/8" I.D. Hose: 71350 (48"), 81352 (25').  
 † Cut From S.A.E. 11/32" I.D. Hose: 80062 (12"), 80063 (24"), 80064 (36"), 81353 (25').  
 ★ Cut From S.A.E. 3/8" I.D. Hose: 71224 (24"), 71236 (36"), 71206 (48"), 81206 (25'). May Also Use 3/8" C.P.E.  
 ✦ Cut From S.A.E. 5/8" I.D. Hose: 71351 (36").  
 □ Cut From 1/2" I.D. Suction Hose: 71296 (36"), 81354 (10').  
 ✧ Cut From 5/8" I.D. Suction Hose: 71207 (42"), 81355 (10').  
 \* Cut From 3/4" I.D. Suction Hose: 71297 (36"), 81356 (10').  
 ☆ See Page A14 For Pump or Gear Identification.

② Two Required.  
 ③ Three Required.  
 ④ Four Required.  
 ✧ Cut To Fit.  
 ✧ Replaces Both Upper and Lower Hose.  
 ▲ 252660 Adaptor Required For Some Models.  
 ✦ See Page A6 For Installation Procedure.



# Power Steering Hose for Medium and Heavy-Duty Trucks

|                           | Application  | Assembly Number | Multi-Use Hose | End Fitting | Application  | Assembly Number | Multi-Use Hose | End Fitting |
|---------------------------|--|-----------------|----------------|-------------|--|-----------------|----------------|-------------|
| SYSTEM PUMP & GEAR IDENT. | <b>CHEVROLET - Continued</b>                             |                 |                |             | <b>CHEVROLET - Continued</b>                               |                 |                |             |
|                           | <b>TE50 - Continued</b>                                  |                 |                |             | <b>TE65 - Continued</b>                                    |                 |                |             |
|                           | <b>1970</b>  |                 |                |             | <b>1968-1966 - Continued</b>                               |                 |                |             |
| SYSTEM & COMPONENT IDENT. | <b>GM V-8 350 ENG.</b>                                   |                 |                |             | <b>GM V-8 366 ENG.; GM V-8 427 ENG.; GM V-8 454 ENG.</b>   |                 |                |             |
|                           | Cyl.....   | ②71305          |                |             | - Continued  |                 |                | ✦           |
|                           | Pressure .....   | 71304           |                |             | Reservoir .....  |                 |                | ✦           |
|                           | Reservoir .....  |                 | ✦              |             | Return .....   |                 |                | ★           |
|                           | Return .....   |                 | ★              |             |  |                 |                |             |
|                           | <b>GM V-8 427 ENG.</b>                                   |                 |                |             | <b>TE90</b>  |                 |                |             |
|                           | Cyl.....   | ②71305          |                |             | <b>1970</b>  |                 |                |             |
|                           | Pressure .....   | 71303           |                |             | <b>GM V-8 637 ENG.</b>                                     |                 |                |             |
|                           | Reservoir .....  |                 | ✦              |             | Cyl.....   | ②71305          |                |             |
|                           | Return .....   |                 | ★              |             | Pressure .....   | 71301           |                |             |
| PASS. CARS                | <b>1968</b>  |                 |                |             | Reservoir; W/1/2" I.D. Hose..... □                         |                 |                |             |
|                           | <b>GM V-8 283 ENG.; GM V-8 307 ENG.; GM V-8 327 ENG.</b> |                 |                |             | Reservoir; W/5/8" I.D. Hose..... ✦                         |                 |                |             |
|                           | Cyl.....   | ②71305          |                |             | Reservoir; W/3/4" I.D. Hose..... ✦                         |                 |                |             |
|                           | Pressure .....   | 71305           |                |             | Return .....   |                 |                |             |
|                           | Reservoir .....  |                 | ✦              |             | ★  |                 |                |             |
|                           | Return .....   |                 | ★              |             |  |                 |                |             |
| LIGHT TRUCKS              | <b>1967-1963</b>   |                 |                |             | <b>TG50</b>  |                 |                |             |
|                           | <b>GM V-8 283 ENG.; GM V-8 327 ENG.</b>                  |                 |                |             | <b>1972</b>  |                 |                |             |
|                           | Cyl.....   | ②71305          |                |             | <b>GM D478 DIESEL ENG.; GM DH478 DIESEL ENG.</b>           |                 |                |             |
|                           | Pressure .....   | 71305           |                |             | Cyl.....   | ②71305          |                |             |
|                           | Reservoir .....  |                 | ✦              |             | Reservoir .....  |                 |                | ✦           |
|                           | Return .....   |                 | ★              |             | Return .....   |                 |                | ★           |
|                           |  |                 |                |             | <b>1971-1967</b>   |                 |                |             |
|                           |  |                 |                |             | <b>GM D478 DIESEL ENG.; GM DH478 DIESEL ENG.</b>           |                 |                |             |
| MEDIUM/HEAVY TRUCKS       | <b>TE60</b>  |                 |                |             | Cyl..... ②71305  |                 |                |             |
|                           | <b>1972-1971</b>   |                 |                |             | Pressure .....   |                 |                |             |
|                           | <b>GM V-8 366 ENG.; GM V-8 427 ENG.</b>                  |                 |                |             | 71305  |                 |                |             |
|                           | Cyl.....   | ②71305          |                |             | Reservoir .....  |                 |                | ✦           |
|                           | Pressure .....   | 71303           |                |             | Return .....   |                 |                | ★           |
|                           | Reservoir .....  |                 | ✦              |             |  |                 |                |             |
|                           | Return .....   |                 | ★              |             |  |                 |                |             |
| BUSES                     | <b>1970</b>  |                 |                |             | <b>TG60</b>  |                 |                |             |
|                           | <b>GM V-8 427 ENG.</b>                                   |                 |                |             | <b>1972</b>  |                 |                |             |
|                           | Cyl.....   | ②71305          |                |             | <b>GM D478 DIESEL ENG.; GM DH478 DIESEL ENG.</b>           |                 |                |             |
|                           | Pressure .....   | 71303           |                |             | Cyl.....   | ②71305          |                |             |
|                           | Reservoir .....  |                 | ✦              |             | Reservoir .....  |                 |                | ✦           |
|                           | Return .....   |                 | ★              |             | Return .....   |                 |                | ★           |
|                           |  |                 |                |             | <b>1971-1967</b>   |                 |                |             |
|                           |  |                 |                |             | <b>GM D478 DIESEL ENG.; GM DH478 DIESEL ENG.</b>           |                 |                |             |
| HOSE NUMERICAL            | <b>1966-1963</b>   |                 |                |             | Cyl..... ②71305  |                 |                |             |
|                           | <b>GM V-8 283 ENG.; GM V-8 327 ENG.</b>                  |                 |                |             | Pressure .....   |                 |                |             |
|                           | Cyl.....   | ②71305          |                |             | 71305  |                 |                |             |
|                           | Pressure .....   | 71305           |                |             | Reservoir .....  |                 |                | ✦           |
|                           | Reservoir .....  |                 | ✦              |             | Return .....   |                 |                | ★           |
|                           | Return .....   |                 | ★              |             |  |                 |                |             |
| REPAIR KITS               | <b>TE65</b>  |                 |                |             | <b>TITAN</b>   |                 |                |             |
|                           | <b>1972-1969</b>   |                 |                |             | <b>1980-1979</b>   |                 |                |             |
|                           | <b>GM V-8 366 ENG.; GM V-8 427 ENG.</b>                  |                 |                |             | <b>CATERPILLAR 3406 DIESEL ENG.; CUMMINS 6-CYL. 14.0 L</b> |                 |                |             |
|                           | Cyl.....   | ②71305          |                |             | <b>DIESEL ENG.; DETROIT DIESEL 6-71 DIESEL ENG.; DE-</b>   |                 |                |             |
|                           | Pressure .....   | 71303           |                |             | <b>TROIT DIESEL 6V-92 DIESEL ENG.; DETROIT DIESEL</b>      |                 |                |             |
|                           | Reservoir .....  |                 | ✦              |             | <b>8V-71 DIESEL ENG.</b>                                   |                 |                |             |
|                           | Return .....   |                 | ★              |             | Pressure .....   | 71299           |                |             |
|                           |  |                 |                |             | Reservoir; W/1/2" I.D. Hose..... □                         |                 |                |             |
| KIT NUMERICAL             | <b>1968-1966</b>   |                 |                |             | Reservoir; W/5/8" I.D. Hose..... ✦                         |                 |                |             |
|                           | <b>GM V-8 366 ENG.; GM V-8 427 ENG.; GM V-8 454 ENG.</b> |                 |                |             | Reservoir; W/3/4" I.D. Hose..... ✦                         |                 |                |             |
|                           | Cyl.....   | ②71305          |                |             | Return; W/3/8" I.D. Hose..... ★                            |                 |                |             |
|                           | Pressure .....   | 71305           |                |             | <b>DETROIT DIESEL 8V-92 DIESEL ENG.</b>                    |                 |                |             |
|                           | Reservoir .....  |                 | ✦              |             | Reservoir; W/1/2" I.D. Hose..... □                         |                 |                |             |
|                           | Return .....   |                 | ★              |             | Reservoir; W/5/8" I.D. Hose..... ✦                         |                 |                |             |
|                           |  |                 |                |             |  |                 |                |             |

\* Cut From C.P.E. 3/8" I.D. Hose: 71350 (48"), 81352 (25').  
 † Cut From S.A.E. 11/32" I.D. Hose: 80062 (12"), 80063 (24"), 80064 (36"), 81353 (25').  
 ★ Cut From S.A.E. 3/8" I.D. Hose: 71224 (24"), 71236 (36"), 71206 (48"), 81206 (25'). May Also Use 3/8" C.P.E.  
 ✦ Cut From S.A.E. 5/8" I.D. Hose: 71351 (36").  
 □ Cut From 1/2" I.D. Suction Hose: 71296 (36"), 81354 (10').  
 ✦ Cut From 5/8" I.D. Suction Hose: 71207 (42"), 81355 (10').  
 ✦ Cut From 3/4" I.D. Suction Hose: 71297 (36"), 81356 (10').  
 ☆ See Page A14 For Pump or Gear Identification.

② Two Required.  
 ③ Three Required.  
 ④ Four Required.  
 ✦ Cut To Fit.  
 ✦ Replaces Both Upper and Lower Hose.  
 ▲ 252660 Adaptor Required For Some Models.  
 ✦ See Page A6 For Installation Procedure.

# Power Steering Hose for Medium and Heavy-Duty Trucks

| Application  | Assembly Number | Multi-Use Hose | End Fitting | Application  | Assembly Number | Multi-Use Hose | End Fitting |        |
|--|-----------------|----------------|-------------|--|-----------------|----------------|-------------|--------|
| <b>CHEVROLET - Continued</b>                             |                 |                |             | <b>CHEVROLET - Continued</b>                             |                 |                |             |        |
| <b>TITAN - Continued</b>                                 |                 |                |             | <b>TM80 - Continued</b>                                  |                 |                |             |        |
| <b>1980-1979 - Continued</b>                             |                 |                |             | <b>1966</b>  |                 |                |             |        |
| <b>DETROIT DIESEL 8V-92 DIESEL ENG. - Continued</b>      |                 |                |             | <b>GM V-6 401 ENG.; GM V-6 432 ENG.; GM V-6 478 ENG.</b> |                 |                |             |        |
| Reservoir; W/3/4" I.D. Hose.....                         |                 | *              |             | Cyl.....   | ②71305          |                |             |        |
| Return; W/3/8" I.D. Hose.....                            |                 | *              |             | Pressure.....  | 71304           |                |             |        |
| <b>TM65</b>  |                 |                |             | <b>TV70</b>  |                 |                |             |        |
| <b>1972</b>  |                 |                |             | <b>1968-1966</b>   |                 |                |             |        |
| <b>GM V-6 305 ENG.</b>                                   |                 |                |             | <b>DETROIT DIESEL 6V-53 DIESEL ENG.</b>                  |                 |                |             |        |
| Cyl.....   | ②71305          |                |             | Cyl.; W/Short Hood; W/75" Hose.....                      | ②71305          |                |             |        |
| Pressure; W/H.D. Axle.....                               | 71307           |                | 39212       | Cyl.; W/O Short Hood; W/17" Hose.....                    | ②71299          |                |             |        |
| Pressure; W/Std. Axle.....                               | 71302           |                |             | Pressure; W/Short Hood.....                              | 71307           |                |             |        |
| Reservoir.....   |                 | *              |             | Pressure; W/O Short Hood.....                            | 71305           |                | 39854       |        |
| Return.....  |                 | *              |             | Reservoir; W/1/2" I.D. Hose.....                         |                 | □              |             |        |
| <b>GM V-6 351 ENG.; GM V-6 379 ENG.</b>                  |                 |                |             | Reservoir; W/5/8" I.D. Hose.....                         |                 |                |             | ✦      |
| Cyl.....   | ②71301          |                |             | Reservoir; W/3/4" I.D. Hose.....                         |                 | *              |             |        |
| Pressure; W/H.D. Axle.....                               | 71307           |                | 39212       | Return; W/3/8" I.D. Hose.....                            |                 | *              |             |        |
| Pressure; W/Std. Axle.....                               | 71302           |                |             | <b>U80</b>   |                 |                |             |        |
| Reservoir.....   |                 | *              |             | <b>1966</b>  |                 |                |             |        |
| Return.....  |                 | *              |             | <b>DETROIT DIESEL 6V-53 DIESEL ENG.</b>                  |                 |                |             |        |
| <b>1971</b>  |                 |                |             | Cyl.; W/Short Hood; W/75" Hose.....                      |                 |                |             | ②71305 |
| <b>GM V-6 305 ENG.; GM V-6 351 ENG.; GM V-6 379 ENG.</b> |                 |                |             | Cyl.; W/O Short Hood; W/17" Hose.....                    |                 |                |             | ②71299 |
| Cyl.....   | ②71301          |                |             | Pressure; W/Short Hood.....                              | 71307           |                |             |        |
| Pressure; W/H.D. Axle.....                               | 71307           |                | 39212       | Pressure; W/O Short Hood.....                            | 71305           |                | 39854       |        |
| Pressure; W/Std. Axle.....                               | 71302           |                |             | Reservoir; W/1/2" I.D. Hose.....                         |                 | □              |             |        |
| Reservoir.....   |                 | *              |             | Reservoir; W/5/8" I.D. Hose.....                         |                 | ✦              |             |        |
| Return.....  |                 | *              |             | Reservoir; W/3/4" I.D. Hose.....                         |                 | *              |             |        |
| <b>1970</b>  |                 |                |             | Return.....  |                 |                |             | *      |
| <b>GM V-6 305 ENG.; GM V-6 351 ENG.; GM V-6 379 ENG.</b> |                 |                |             | <b>W6</b>  |                 |                |             |        |
| Cyl.....   | ②71301          |                |             | <b>1980</b>  |                 |                |             |        |
| Pressure; W/H.D. Axle.....                               | 71307           |                | 39212       | <b>GM V-8 5.7 L ENG.</b>                                 |                 |                |             |        |
| Pressure; W/Std. Axle.....                               | 71302           |                |             | Pressure; W/Traction Control.....                        | 71299           |                | 39856       |        |
| Reservoir.....   |                 | ✦              |             | Reservoir.....   |                 | *              |             |        |
| Return.....  |                 | *              |             | Return.....  |                 | *              |             |        |
| <b>TM70</b>  |                 |                |             | <b>GM V-8 6.0 L ENG.</b>                                 |                 |                |             |        |
| <b>1968-1967</b>   |                 |                |             | Pressure; W/F070, F090 Axles.....                        |                 |                |             | 71300  |
| <b>GM V-6 401 ENG.; GM V-6 432 ENG.; GM V-6 478 ENG.</b> |                 |                |             | Reservoir.....   |                 |                |             | *      |
| Cyl.....   | ②71305          |                |             | Return.....  |                 | *              |             |        |
| Pressure.....  | 71304           |                |             | <b>W7</b>  |                 |                |             |        |
| Reservoir; W/1/2" I.D. Hose.....                         |                 | □              |             | <b>1980</b>  |                 |                |             |        |
| Reservoir; W/5/8" I.D. Hose.....                         |                 | ✦              |             | <b>GM V-8 6.0 L ENG.; GM V-8 7.0 L ENG.</b>              |                 |                |             |        |
| Reservoir; W/3/4" I.D. Hose.....                         |                 | *              |             | Pressure; W/F070, F090 Axles.....                        | 71300           |                |             |        |
| Return.....  |                 | *              |             | Reservoir.....   |                 | *              |             |        |
| <b>1966</b>  |                 |                |             | Return.....  |                 |                |             | *      |
| <b>GM V-6 401 ENG.; GM V-6 432 ENG.; GM V-6 478 ENG.</b> |                 |                |             | <b>W70</b>   |                 |                |             |        |
| Cyl.....   | ②71305          |                |             | <b>1968-1966</b>   |                 |                |             |        |
| Pressure.....  | 71304           |                |             | <b>DETROIT DIESEL 6V-53 DIESEL ENG.</b>                  |                 |                |             |        |
| <b>TM80</b>  |                 |                |             | Cyl.; W/Short Hood; W/75" Hose.....                      |                 |                |             | ②71305 |
| <b>1968-1967</b>   |                 |                |             | Cyl.; W/O Short Hood; W/17" Hose.....                    |                 |                |             | ②71299 |
| <b>GM V-6 401 ENG.; GM V-6 432 ENG.; GM V-6 478 ENG.</b> |                 |                |             | Pressure; W/Short Hood.....                              |                 |                |             | 71307  |
| Cyl.....   | ②71305          |                |             | Pressure; W/O Short Hood.....                            | 71305           |                | 39854       |        |
| Pressure.....  | 71304           |                |             | Reservoir; W/1/2" I.D. Hose.....                         |                 | □              |             |        |
| Reservoir; W/1/2" I.D. Hose.....                         |                 | □              |             | Reservoir; W/5/8" I.D. Hose.....                         |                 | ✦              |             |        |
| Reservoir; W/5/8" I.D. Hose.....                         |                 | ✦              |             | Reservoir; W/3/4" I.D. Hose.....                         |                 | *              |             |        |
| Reservoir; W/3/4" I.D. Hose.....                         |                 | *              |             | Return.....  |                 | *              |             |        |
| Return.....  |                 | *              |             |  |                 |                |             |        |

SYSTEM PUMP & GEAR IDENT.

SYSTEM & COMPONENT IDENT.

PASS. CARS

LIGHT TRUCKS

MEDIUM/HEAVY TRUCKS

BUSES

HOSE NUMERICAL

REPAIR KITS

KIT NUMERICAL

ILLUSTRATIONS

\* Cut From C.P.E. 3/8" I.D. Hose: 71350 (48"), 81352 (25').  
 † Cut From S.A.E. 11/32" I.D. Hose: 80062 (12"), 80063 (24"), 80064 (36"), 81353 (25').  
 ★ Cut From S.A.E. 3/8" I.D. Hose: 71224 (24"), 71236 (36"), 71206 (48"), 81206 (25'). May Also Use 3/8" C.P.E.  
 ✦ Cut From S.A.E. 5/8" I.D. Hose: 71351 (36").  
 □ Cut From 1/2" I.D. Suction Hose: 71296 (36"), 81354 (10').  
 ✦ Cut From 5/8" I.D. Suction Hose: 71207 (42"), 81355 (10').  
 \* Cut From 3/4" I.D. Suction Hose: 71297 (36"), 81356 (10').  
 ☆ See Page A14 For Pump or Gear Identification.  
 ② Two Required.  
 ③ Three Required.  
 ④ Four Required.  
 ✦ Cut To Fit.  
 ✦ Replaces Both Upper and Lower Hose.  
 ▲ 252660 Adaptor Required For Some Models.  
 ✦ See Page A6 For Installation Procedure.

# Power Steering Hose for Medium and Heavy-Duty Trucks

**SYSTEM PUMP & GEAR IDENT.**

**SYSTEM & COMPONENT IDENT.**

**PASS. CARS**

**LIGHT TRUCKS**

**MEDIUM/HEAVY TRUCKS**

**BUSES**

**HOSE NUMERICAL**

**REPAIR KITS**

**KIT NUMERICAL**

**ILLUSTRATIONS**

| Application  | Assembly Number | Multi-Use Hose | End Fitting |
|--|-----------------|----------------|-------------|
| <b>CHEVROLET - Continued</b>                             |                 |                |             |
| <b>W70 - Continued</b>                                   |                 |                |             |
| <b>1968-1966 - Continued</b>                             |                 |                |             |
| <b>DETROIT DIESEL 6V-53 DIESEL ENG. - Continued</b>      |                 |                |             |
| Return; W/3/8" I.D. Hose.....                            |                 |                | ★           |
| <b>WM80</b>  |                 |                |             |
| <b>1968-1967</b>   |                 |                |             |
| <b>GM V-6 401 ENG.; GM V-6 432 ENG.; GM V-6 478 ENG.</b> |                 |                |             |
| Cyl.....   | ②71305          |                |             |
| Pressure.....  | 71304           |                |             |
| Reservoir; W/1/2" I.D. Hose.....                         |                 | □              |             |
| Reservoir; W/5/8" I.D. Hose.....                         |                 | ⊕              |             |
| Reservoir; W/3/4" I.D. Hose.....                         |                 | ✳              |             |
| Return.....  |                 | ★              |             |
| <b>1966</b>  |                 |                |             |
| <b>GM V-6 401 ENG.; GM V-6 432 ENG.; GM V-6 478 ENG.</b> |                 |                |             |
| Cyl.....   | ②71305          |                |             |
| Pressure.....  | 71304           |                |             |
| <b>Y80</b>   |                 |                |             |
| <b>1966</b>  |                 |                |             |
| <b>DETROIT DIESEL 6V-53 DIESEL ENG.</b>                  |                 |                |             |
| Cyl.; W/Short Hood; W/75" Hose.....                      | ②71305          |                |             |
| Cyl.; W/O Short Hood; W/17" Hose.....                    | ②71299          |                |             |
| Pressure; W/Short Hood.....                              | 71307           |                |             |
| Pressure; W/O Short Hood.....                            | 71305           |                | 39854       |
| Reservoir; W/1/2" I.D. Hose.....                         |                 | □              |             |
| Reservoir; W/5/8" I.D. Hose.....                         |                 | ⊕              |             |
| Reservoir; W/3/4" I.D. Hose.....                         |                 | ✳              |             |
| Return; W/3/8" I.D. Hose.....                            |                 | ★              |             |
| <b>DODGE</b>   |                 |                |             |
| <b>C500</b>  |                 |                |             |
| <b>1971-1968</b>   |                 |                |             |
| <b>DODGE V-8 318 ENG.</b>                                |                 |                |             |
| Cyl.....   | ②71300          |                |             |
| Pressure.....  | 71303           |                |             |
| Return.....  | 71305           |                |             |
| <b>1967-1961</b>   |                 |                |             |
| <b>DODGE V-8 318 ENG.</b>                                |                 |                |             |
| Cyl.....   | ②71300          |                |             |
| Pressure.....  | 71303           |                |             |
| Return.....  | 71305           |                |             |
| <b>PERKINS 6-CYL. 354 DIESEL ENG.</b>                    |                 |                |             |
| Cyl.....   | ②71300          |                |             |
| Pressure; Upper.....                                     | 71305           |                |             |
| Pressure; Lower.....                                     | 71300           |                |             |
| <b>C600</b>  |                 |                |             |
| <b>1971-1968</b>   |                 |                |             |
| <b>DODGE V-8 318 ENG.</b>                                |                 |                |             |
| Cyl.....   | ②71300          |                |             |
| Pressure.....  | 71303           |                |             |
| Return.....  | 71305           |                |             |
| <b>DODGE V-8 361 ENG.</b>                                |                 |                |             |
| Cyl.....   | ②71300          |                |             |

| Application                                   | Assembly Number | Multi-Use Hose | End Fitting |
|---|-----------------|----------------|-------------|
| <b>DODGE - Continued</b>                      |                 |                |             |
| <b>C600 - Continued</b>                       |                 |                |             |
| <b>1971-1968 - Continued</b>                  |                 |                |             |
| <b>DODGE V-8 361 ENG. - Continued</b>         |                 |                |             |
| Pressure.....                                 | 71305           |                |             |
| Return.....                                   | 71305           |                |             |
| <b>1967-1961</b>                              |                 |                |             |
| <b>DODGE V-8 318 ENG.</b>                     |                 |                |             |
| Cyl.....                                      | ②71300          |                |             |
| Pressure.....                                 | 71303           |                |             |
| Return.....                                   | 71305           |                |             |
| <b>DODGE V-8 361 ENG.</b>                     |                 |                |             |
| Cyl.....                                      | ②71300          |                |             |
| Pressure.....                                 | 71305           |                |             |
| Return.....                                   | 71305           |                |             |
| <b>PERKINS 6-CYL. 354 DIESEL ENG.</b>         |                 |                |             |
| Cyl.....                                      | ②71300          |                |             |
| Pressure; Upper.....                          | 71305           |                |             |
| Pressure; Lower.....                          | 71300           |                |             |
| <b>C700</b>                                   |                 |                |             |
| <b>1973-1972</b>                              |                 |                |             |
| <b>DODGE V-8 361 ENG.; DODGE V-8 413 ENG.</b> |                 |                |             |
| Pressure.....                                 | 71299           |                |             |
| Return.....                                   | 71299           |                | 39853       |
| <b>1971-1961</b>                              |                 |                |             |
| <b>DODGE V-8 361 ENG.; DODGE V-8 413 ENG.</b> |                 |                |             |
| Cyl.; W/7000 Lb. Axle.....                    | ②71300          |                |             |
| Pressure; W/7000 Lb. Axle.....                | 71299           |                |             |
| Return; W/7000 Lb. Axle.....                  | 71299           |                | 39853       |
| <b>C800</b>                                   |                 |                |             |
| <b>1976-1974</b>                              |                 |                |             |
| <b>DODGE V-8 361 ENG.</b>                     |                 |                |             |
| Cyl.....                                      | ②71301          |                | 39856       |
| Pressure.....                                 | 71299           |                | 39856       |
| Return.....                                   | 71299           |                | 39853       |
| <b>DODGE V-8 413 ENG.</b>                     |                 |                |             |
| Pressure.....                                 | 71299           |                | 39856       |
| Return.....                                   | 71299           |                | 39853       |
| <b>1973-1972</b>                              |                 |                |             |
| <b>CUMMINS V-8 210 DIESEL ENG.</b>            |                 |                |             |
| Cyl.....                                      | ②71299          |                | 39856       |
| Pressure.....                                 | 71300           |                |             |
| <b>DODGE V-8 361 ENG.</b>                     |                 |                |             |
| Cyl.....                                      | ②71299          |                | 39856       |
| Pressure.....                                 | 71299           |                | 39853       |
| Return.....                                   | 71299           |                | 39853       |
| <b>DODGE V-8 413 ENG.</b>                     |                 |                |             |
| Cyl.; W/7000 Lb. Axle.....                    | ②71299          |                | 39856       |
| Pressure; W/7000 Lb. Axle.....                | 71299           |                | 39853       |
| Return; W/7000 Lb. Axle.....                  | 71299           |                | 39853       |
| <b>1971-1961</b>                              |                 |                |             |
| <b>DODGE V-8 361 ENG.; DODGE V-8 413 ENG.</b> |                 |                |             |
| Cyl.; W/7000 Lb. Axle.....                    | ②71300          |                |             |
| Pressure; W/7000 Lb. Axle.....                | 71299           |                |             |
| Return; W/7000 Lb. Axle.....                  | 71299           |                | 39853       |

\* Cut From C.P.E. 3/8" I.D. Hose: 71350 (48"), 81352 (25").  
 † Cut From S.A.E. 11/32" I.D. Hose: 80062 (12"), 80063 (24"), 80064 (36"), 81353 (25").  
 ★ Cut From S.A.E. 3/8" I.D. Hose: 71224 (24"), 71236 (36"), 71206 (48"), 81206 (25"). May Also Use 3/8" C.P.E.  
 ⊕ Cut From S.A.E. 5/8" I.D. Hose: 71351 (36").  
 □ Cut From 1/2" I.D. Suction Hose: 71296 (36"), 81354 (10").  
 ⊕ Cut From 5/8" I.D. Suction Hose: 71207 (42"), 81355 (10").  
 ✳ Cut From 3/4" I.D. Suction Hose: 71297 (36"), 81356 (10").  
 ☆ See Page A14 For Pump or Gear Identification.

② Two Required.  
 ③ Three Required.  
 ④ Four Required.  
 < Cut To Fit.  
 ⊕ Replaces Both Upper and Lower Hose.  
 ▲ 252660 Adaptor Required For Some Models.  
 ✳ See Page A6 For Installation Procedure.

# Power Steering Hose for Medium and Heavy-Duty Trucks

| Application   | Assembly Number | Multi-Use Hose | End Fitting | Application                                      | Assembly Number | Multi-Use Hose | End Fitting |
|---|-----------------|----------------|-------------|--|-----------------|----------------|-------------|
| <b>DODGE - Continued</b>  |                 |                |             | <b>DODGE - Continued</b>                         |                 |                |             |
| <b>C850</b>   |                 |                |             | <b>D400 - Continued</b>                          |                 |                |             |
| <b>1976-1974</b>  |                 |                |             | <b>1973-1972 - Continued</b>                     |                 |                |             |
| <b>DODGE V-8 361 ENG.</b>   |                 |                |             | <b>DODGE V-8 318 ENG.</b>                        |                 |                |             |
| Cyl.....  | ②71301          |                | 39856       | Cyl.....   | ②71303          |                |             |
| Pressure .....  | 71299           |                | 39856       | Pressure .....                                   | 71303           |                |             |
| Return .....  | 71299           |                | 39853       | Return .....                                     | 71301           |                |             |
| <b>DODGE V-8 413 ENG.</b>   |                 |                |             | <b>1971</b>                                      |                 |                |             |
| Pressure .....  | 71299           |                | 39856       | <b>DODGE 6-CYL. 225 ENG.; DODGE V-8 318 ENG.</b> |                 |                |             |
| Return .....  | 71299           |                | 39853       | Cyl.....   | ②71303          |                |             |
| <b>C900</b>   |                 |                |             | Pressure .....                                   | 71303           |                |             |
| <b>1971-1961</b>  |                 |                |             | Return .....                                     | 71301           |                |             |
| <b>DODGE V-8 361 ENG.; DODGE V-8 413 ENG.</b>                                   |                 |                |             | <b>1970-1961</b>                                 |                 |                |             |
| Cyl.; W/7000 Lb. Axle.....  | ②71300          |                |             | <b>DODGE V-8 318 ENG.</b>                        |                 |                |             |
| Pressure; W/7000 Lb. Axle.....  | 71299           |                |             | Pressure .....                                   | 71303           |                |             |
| Return; W/7000 Lb. Axle .....   | 71299           |                | 39853       | Return .....                                     | 71301           |                |             |
| <b>C1000</b>  |                 |                |             | <b>D500</b>                                      |                 |                |             |
| <b>1971-1969</b>  |                 |                |             | <b>1976-1975</b>                                 |                 |                |             |
| <b>DODGE V-8 361 ENG.; DODGE V-8 413 ENG.</b>                                   |                 |                |             | <b>DODGE 6-CYL. 225 ENG.</b>                     |                 |                |             |
| Cyl.; W/7000 Lb. Axle.....  | ②71300          |                |             | Cyl.....   | ②71303          |                |             |
| Pressure; W/7000 Lb. Axle.....  | 71299           |                |             | Pressure .....                                   | 71303           |                |             |
| Return; W/7000 Lb. Axle .....   | 71299           |                | 39853       | Reservoir .....                                  |                 | ✦              |             |
| <b>INTERNATIONAL/NAVISTAR V478 ENG.; INTERNATION-<br/>AL/NAVISTAR V549 ENG.</b> |                 |                |             | <b>DODGE V-8 318 ENG.</b>                        |                 |                |             |
| Cyl.....  | ②71299          |                | ②39856      | Cyl.....   | ②71303          |                |             |
| Pressure .....  | 71299           |                | 39855       | Pressure; W/Integral P.S. ....                   | 70216           |                |             |
| <b>1968-1961</b>  |                 |                |             | Pressure; W/Brake Booster .....                  | 71303           |                |             |
| <b>DODGE V-8 361 ENG.; DODGE V-8 413 ENG.</b>                                   |                 |                |             | Reservoir .....                                  |                 |                | ✦           |
| Cyl.; W/7000 Lb. Axle.....  | ②71300          |                |             | Return .....                                     |                 | ★              | 39135       |
| Pressure; W/7000 Lb. Axle.....  | 71299           |                |             | <b>DODGE V-8 361 ENG.; DODGE V-8 413 ENG.</b>    |                 |                |             |
| Return; W/7000 Lb. Axle .....   | 71299           |                | 39853       | Cyl.....   | ②71304          |                |             |
| <b>D400</b>   |                 |                |             | Pressure; W/Integral P.S. ....                   | 71304           |                | 39852       |
| <b>1976-1975</b>  |                 |                |             | Pressure; W/Brake Booster; Upper .....           | 71304           |                |             |
| <b>DODGE 6-CYL. 225 ENG.</b>  |                 |                |             | Pressure; W/Brake Booster; Lower .....           | 71302           |                |             |
| Cyl.....  | ②71303          |                |             | Return .....                                     | 71299           |                | 39853       |
| Pressure .....  | 71303           |                |             | <b>PERKINS 6-CYL. 354 DIESEL ENG.</b>            |                 |                |             |
| Reservoir .....   |                 | ✦              |             | Pressure .....                                   | 71299           |                |             |
| <b>DODGE V-8 318 ENG.</b>   |                 |                |             | Reservoir .....                                  |                 |                | ✦           |
| Cyl.....  | ②71303          |                |             | <b>1974</b>                                      |                 |                |             |
| Pressure; W/Integral P.S. ....  | 70216           |                |             | <b>DODGE 6-CYL. 225 ENG.</b>                     |                 |                |             |
| Pressure; W/Brake Booster .....   | 71303           |                |             | Cyl.....   | ②71303          |                |             |
| Reservoir .....   |                 | ✦              |             | Pressure .....                                   | 71303           |                |             |
| Return .....  |                 | ★              | 39135       | Reservoir .....                                  |                 |                | ✦           |
| <b>1974</b>   |                 |                |             | <b>DODGE V-8 361 ENG.; DODGE V-8 413 ENG.</b>    |                 |                |             |
| <b>DODGE 6-CYL. 225 ENG.</b>  |                 |                |             | Cyl.....   | ②71304          |                |             |
| Cyl.....  | ②71303          |                |             | Pressure; W/Integral P.S. ....                   | 71304           |                | 39852       |
| Pressure .....  | 71303           |                |             | Pressure; W/Brake Booster; Upper .....           | 71304           |                |             |
| Reservoir .....   |                 | ✦              |             | Pressure; W/Brake Booster; Lower .....           | 71302           |                |             |
| <b>1973-1972</b>  |                 |                |             | Return .....                                     | 71299           |                | 39853       |
| <b>DODGE 6-CYL. 225 ENG.</b>  |                 |                |             | <b>PERKINS 6-CYL. 354 DIESEL ENG.</b>            |                 |                |             |
| Cyl.....  | ②71303          |                |             | Pressure .....                                   | 71299           |                |             |
| Pressure .....  | 71303           |                |             | Reservoir .....                                  |                 |                | ✦           |
| Reservoir .....   |                 | ✦              |             | <b>1973-1972</b>                                 |                 |                |             |
| <b>1973-1972</b>  |                 |                |             | <b>DODGE 6-CYL. 225 ENG.</b>                     |                 |                |             |
| <b>DODGE 6-CYL. 225 ENG.</b>  |                 |                |             | Cyl.....   | ②71303          |                |             |
| Cyl.....  | ②71303          |                |             | Pressure .....                                   | 71303           |                |             |
| Pressure .....  | 71303           |                |             | Reservoir .....                                  |                 |                | ✦           |
| Reservoir .....   |                 | ✦              |             |  |                 |                |             |

- SYSTEM PUMP & GEAR IDENT.
- SYSTEM & COMPONENT IDENT.
- PASS. CARS
- LIGHT TRUCKS
- MEDIUM/HEAVY TRUCKS
- BUSES
- HOSE NUMERICAL
- REPAIR KITS
- KIT NUMERICAL
- ILLUSTRATIONS

\* Cut From C.P.E. 3/8" I.D. Hose: 71350 (48"), 81352 (25').  
 † Cut From S.A.E. 11/32" I.D. Hose: 80062 (12"), 80063 (24"), 80064 (36"), 81353 (25').  
 ‡ Cut From S.A.E. 3/8" I.D. Hose: 71224 (24"), 71236 (36"), 71206 (48"), 81206 (25'). May Also Use 3/8" C.P.E.  
 ★ Cut From S.A.E. 5/8" I.D. Hose: 71351 (36").  
 □ Cut From 1/2" I.D. Suction Hose: 71296 (36"), 81354 (10').  
 ✦ Cut From 5/8" I.D. Suction Hose: 71207 (42"), 81355 (10').  
 \* Cut From 3/4" I.D. Suction Hose: 71297 (36"), 81356 (10').  
 ☆ See Page A14 For Pump or Gear Identification.

② Two Required.  
 ③ Three Required.  
 ④ Four Required.  
 ✦ Cut To Fit.  
 ✧ Replaces Both Upper and Lower Hose.  
 ▲ 252660 Adaptor Required For Some Models.  
 ✦ See Page A6 For Installation Procedure.

# Power Steering Hose for Medium and Heavy-Duty Trucks

|                           | Application                                      | Assembly Number | Multi-Use Hose | End Fitting | Application                                   | Assembly Number | Multi-Use Hose | End Fitting |
|---------------------------|--|-----------------|----------------|-------------|---|-----------------|----------------|-------------|
| SYSTEM PUMP & GEAR IDENT. | <b>DODGE - Continued</b>                         |                 |                |             | <b>DODGE - Continued</b>                      |                 |                |             |
| SYSTEM & COMPONENT IDENT. | <b>D500 - Continued</b>                          |                 |                |             | <b>D600 - Continued</b>                       |                 |                |             |
| PASS. CARS                | <b>1973-1972 - Continued</b>                     |                 |                |             | <b>1974</b>                                   |                 |                |             |
| LIGHT TRUCKS              | <b>DODGE V-8 318 ENG.</b>                        |                 |                |             | <b>DODGE V-8 361 ENG.; DODGE V-8 413 ENG.</b> |                 |                |             |
|                           | Cyl.....   | ②71303          |                |             | Cyl.....                                      | ②71304          |                |             |
|                           | Pressure .....                                   | 71303           |                |             | Pressure; W/Integral P.S. ....                | 71304           |                | 39852       |
|                           | Return .....                                     | 71301           |                |             | Pressure; W/Brake Booster; Upper .....        | 71304           |                |             |
|                           |  |                 |                |             | Pressure; W/Brake Booster; Lower .....        | 71302           |                |             |
|                           |  |                 |                |             | Return .....                                  | 71299           |                | 39853       |
|                           | <b>DODGE V-8 361 ENG.; DODGE V-8 413 ENG.</b>    |                 |                |             | <b>PERKINS 6-CYL. 354 DIESEL ENG.</b>         |                 |                |             |
|                           | Cyl.....   | ②71304          |                |             | Pressure .....                                | 71299           |                |             |
|                           | Pressure; Upper .....                            | 71304           |                |             | Reservoir .....                               |                 | ✦              |             |
|                           | Pressure; Lower .....                            | 71302           |                |             |   |                 |                |             |
|                           | Return .....                                     | 71299           |                | 39853       |   |                 |                |             |
|                           | <b>1971</b>                                      |                 |                |             | <b>1973-1972</b>                              |                 |                |             |
|                           | <b>DODGE 6-CYL. 225 ENG.; DODGE V-8 318 ENG.</b> |                 |                |             | <b>DODGE V-8 318 ENG.</b>                     |                 |                |             |
|                           | Cyl.....   | ②71303          |                |             | Cyl.....                                      | ②71303          |                |             |
|                           | Pressure .....                                   | 71303           |                |             | Pressure .....                                | 71303           |                |             |
|                           | Return .....                                     | 71301           |                |             | Return .....                                  | 71301           |                |             |
|                           | <b>DODGE V-8 361 ENG.; DODGE V-8 413 ENG.</b>    |                 |                |             | <b>DODGE V-8 361 ENG.; DODGE V-8 413 ENG.</b> |                 |                |             |
|                           | Pressure; Upper .....                            | 71304           |                |             | Cyl.....                                      | ②71304          |                |             |
|                           | Pressure; Lower .....                            | 71302           |                |             | Pressure; Upper .....                         | 71304           |                |             |
|                           | Return .....                                     | 71299           |                | 39853       | Pressure; Lower .....                         | 71302           |                |             |
|                           |  |                 |                |             | Return .....                                  | 71299           |                | 39853       |
|                           | <b>1970-1968</b>                                 |                 |                |             | <b>1971</b>                                   |                 |                |             |
|                           | <b>DODGE V-8 318 ENG.</b>                        |                 |                |             | <b>DODGE V-8 318 ENG.</b>                     |                 |                |             |
|                           | Pressure .....                                   | 71303           |                |             | Cyl.....                                      | ②71303          |                |             |
|                           | Return .....                                     | 71301           |                |             | Pressure .....                                | 71303           |                |             |
|                           | <b>DODGE V-8 361 ENG.; DODGE V-8 413 ENG.</b>    |                 |                |             | <b>DODGE V-8 361 ENG.; DODGE V-8 413 ENG.</b> |                 |                |             |
|                           | Pressure; Upper .....                            | 71304           |                |             | Return .....                                  | 71301           |                |             |
|                           | Pressure; Lower .....                            | 71302           |                |             | Pressure; Upper .....                         | 71304           |                |             |
|                           | Return .....                                     | 71299           |                | 39853       | Pressure; Lower .....                         | 71302           |                |             |
|                           |  |                 |                |             | Return .....                                  | 71299           |                | 39853       |
|                           | <b>DODGE 6-CYL. 225 ENG.; DODGE V-8 318 ENG.</b> |                 |                |             | <b>DODGE V-8 318 ENG.</b>                     |                 |                |             |
|                           | Cyl.....   | ②71303          |                |             | Cyl.....                                      | ②71303          |                |             |
|                           | Pressure .....                                   | 71303           |                |             | Pressure .....                                | 71303           |                |             |
|                           | Return .....                                     | 71301           |                |             | Return .....                                  | 71301           |                |             |
|                           | <b>DODGE V-8 361 ENG.; DODGE V-8 413 ENG.</b>    |                 |                |             | <b>DODGE V-8 361 ENG.; DODGE V-8 413 ENG.</b> |                 |                |             |
|                           | Pressure; Upper .....                            | 71304           |                |             | Pressure; Upper .....                         | 71304           |                |             |
|                           | Pressure; Lower .....                            | 71302           |                |             | Pressure; Lower .....                         | 71302           |                |             |
|                           | Return .....                                     | 71299           |                | 39853       | Return .....                                  | 71299           |                | 39853       |
|                           |  |                 |                |             |   |                 |                |             |
|                           | <b>1970-1968</b>                                 |                 |                |             | <b>1971</b>                                   |                 |                |             |
|                           | <b>DODGE V-8 318 ENG.</b>                        |                 |                |             | <b>DODGE V-8 318 ENG.</b>                     |                 |                |             |
|                           | Pressure .....                                   | 71303           |                |             | Cyl.....                                      | ②71303          |                |             |
|                           | Return .....                                     | 71301           |                |             | Pressure .....                                | 71303           |                |             |
|                           | <b>DODGE V-8 361 ENG.; DODGE V-8 413 ENG.</b>    |                 |                |             | <b>DODGE V-8 361 ENG.; DODGE V-8 413 ENG.</b> |                 |                |             |
|                           | Pressure; Upper .....                            | 71304           |                |             | Return .....                                  | 71301           |                |             |
|                           | Pressure; Lower .....                            | 71302           |                |             | Pressure; Upper .....                         | 71304           |                |             |
|                           | Return .....                                     | 71299           |                | 39853       | Pressure; Lower .....                         | 71302           |                |             |
|                           |  |                 |                |             | Return .....                                  | 71299           |                | 39853       |
|                           | <b>1967-1961</b>                                 |                 |                |             | <b>1970-1968</b>                              |                 |                |             |
|                           | <b>DODGE V-8 318 ENG.</b>                        |                 |                |             | <b>DODGE V-8 318 ENG.</b>                     |                 |                |             |
|                           | Pressure .....                                   | 71303           |                |             | Pressure .....                                | 71303           |                |             |
|                           | Return .....                                     | 71301           |                |             | Return .....                                  | 71301           |                |             |
|                           | <b>DODGE V-8 361 ENG.; DODGE V-8 413 ENG.</b>    |                 |                |             | <b>DODGE V-8 361 ENG.; DODGE V-8 413 ENG.</b> |                 |                |             |
|                           | Pressure; Upper .....                            | 71304           |                |             | Pressure; Upper .....                         | 71304           |                |             |
|                           | Pressure; Lower .....                            | 71302           |                |             | Pressure; Lower .....                         | 71302           |                |             |
|                           | Return .....                                     | 71299           |                | 39853       | Return .....                                  | 71299           |                | 39853       |
|                           |  |                 |                |             |   |                 |                |             |
|                           | <b>PERKINS 6-CYL. 354 DIESEL ENG.</b>            |                 |                |             | <b>1970-1968</b>                              |                 |                |             |
|                           | Pressure .....                                   | 71305           |                |             | <b>DODGE V-8 318 ENG.</b>                     |                 |                |             |
|                           | Return .....                                     | 71305           |                |             | Pressure .....                                | 71303           |                |             |
|                           |  |                 |                |             | Return .....                                  | 71301           |                |             |
|                           | <b>D600</b>                                      |                 |                |             | <b>DODGE V-8 361 ENG.; DODGE V-8 413 ENG.</b> |                 |                |             |
|                           | <b>1976-1975</b>                                 |                 |                |             | <b>DODGE V-8 361 ENG.; DODGE V-8 413 ENG.</b> |                 |                |             |
|                           | <b>DODGE V-8 318 ENG.</b>                        |                 |                |             | <b>DODGE V-8 361 ENG.; DODGE V-8 413 ENG.</b> |                 |                |             |
|                           | Cyl.....   | ②71303          |                |             | Pressure; Upper .....                         | 71304           |                |             |
|                           | Pressure; W/Integral P.S. ....                   | 70216           |                |             | Pressure; Lower .....                         | 71302           |                |             |
|                           | Pressure; W/Brake Booster .....                  | 71303           |                |             | Return .....                                  | 71299           |                | 39853       |
|                           | Reservoir .....                                  |                 | ✦              |             |   |                 |                |             |
|                           | Return .....                                     |                 | ★              | 39135       |   |                 |                |             |
|                           | <b>DODGE V-8 361 ENG.; DODGE V-8 413 ENG.</b>    |                 |                |             | <b>PERKINS 6-CYL. 354 DIESEL ENG.</b>         |                 |                |             |
|                           | Cyl.....   | ②71304          |                |             | Pressure .....                                | 71305           |                |             |
|                           | Pressure; W/Integral P.S. ....                   | 71304           |                | 39852       | Return .....                                  | 71305           |                |             |
|                           | Pressure; W/Brake Booster; Upper .....           | 71304           |                |             |   |                 |                |             |
|                           | Pressure; W/Brake Booster; Lower .....           | 71302           |                |             |   |                 |                |             |
|                           | Return .....                                     | 71299           |                | 39853       |   |                 |                |             |
|                           |  |                 |                |             |   |                 |                |             |
|                           | <b>PERKINS 6-CYL. 354 DIESEL ENG.</b>            |                 |                |             | <b>D700</b>                                   |                 |                |             |
|                           | Pressure .....                                   | 71299           |                |             | <b>1976-1974</b>                              |                 |                |             |
|                           | Reservoir .....                                  |                 | ✦              |             | <b>DODGE V-8 361 ENG.; DODGE V-8 413 ENG.</b> |                 |                |             |
|                           |  |                 |                |             | Cyl.....                                      | ②71304          |                |             |
|                           |  |                 |                |             | Pressure; W/Integral P.S. ....                | 71304           |                | 39852       |
|                           |  |                 |                |             | Pressure; W/Brake Booster; Upper .....        | 71304           |                |             |
|                           |  |                 |                |             | Pressure; W/Brake Booster; Lower .....        | 71302           |                |             |

\* Cut From C.P.E. 3/8" I.D. Hose: 71350 (48"), 81352 (25').  
 † Cut From S.A.E. 11/32" I.D. Hose: 80062 (12"), 80063 (24"), 80064 (36"), 81353 (25').  
 ★ Cut From S.A.E. 3/8" I.D. Hose: 71224 (24"), 71236 (36"), 71206 (48"), 81206 (25'). May Also Use 3/8" C.P.E.  
 ♣ Cut From S.A.E. 5/8" I.D. Hose: 71351 (36").  
 □ Cut From 1/2" I.D. Suction Hose: 71296 (36"), 81354 (10').  
 ✦ Cut From 5/8" I.D. Suction Hose: 71207 (42"), 81355 (10').  
 \* Cut From 3/4" I.D. Suction Hose: 71297 (36"), 81356 (10').  
 ☆ See Page A14 For Pump or Gear Identification.

② Two Required.  
 ③ Three Required.  
 ④ Four Required.  
 ✦ Cut To Fit.  
 ♣ Replaces Both Upper and Lower Hose.  
 ▲ 252660 Adaptor Required For Some Models.  
 ✦ See Page A6 For Installation Procedure.



# Power Steering Hose for Medium and Heavy-Duty Trucks

| Application   | Assembly Number | Multi-Use Hose | End Fitting | Application   | Assembly Number | Multi-Use Hose | End Fitting |
|---|-----------------|----------------|-------------|---|-----------------|----------------|-------------|
| <b>DODGE - Continued</b>                                  |                 |                |             | <b>DODGE - Continued</b>                                  |                 |                |             |
| <b>D700 - Continued</b>                                   |                 |                |             | <b>L600 - Continued</b>                                   |                 |                |             |
| <b>1976-1974 - Continued</b>                              |                 |                |             | <b>1971 - Continued</b>                                   |                 |                |             |
| <b>DODGE V-8 361 ENG.; DODGE V-8 413 ENG. - Continued</b> |                 |                |             | <b>DODGE V-8 361 ENG.; DODGE V-8 413 ENG. - Continued</b> |                 |                |             |
| Return .....  | 71299           |                | 39853       | Pressure .....  | 71304           |                |             |
|   |                 |                |             | Return .....  | 71304           |                |             |
| <b>PERKINS 6-CYL. 354 DIESEL ENG.</b>                     |                 |                |             | <b>1970-1969</b>  |                 |                |             |
| Pressure .....  | 71299           |                |             | <b>DODGE 6-CYL. 225 ENG.</b>                              |                 |                |             |
| Reservoir .....   |                 | ✦              |             | Cyl.....  | ②71299          |                |             |
|   |                 |                |             | Pressure; U.S.....  | 71303           |                |             |
| <b>1973-1972</b>  |                 |                |             | Pressure; Canada .....                                    | 71301           |                |             |
| <b>DODGE V-8 361 ENG.; DODGE V-8 413 ENG.</b>             |                 |                |             | Return .....  | 71302           |                | 39855       |
| Cyl.....  | ②71304          |                |             | <b>DODGE V-8 318 ENG.</b>                                 |                 |                |             |
| Pressure; Upper .....                                     | 71304           |                |             | Cyl.....  | ②71299          |                |             |
| Pressure; Lower .....                                     | 71302           |                |             | Pressure .....  | 71301           |                |             |
| Return .....  | 71299           |                | 39853       | Return .....  | 71302           |                | 39855       |
| <b>1971-1968</b>  |                 |                |             | <b>DODGE V-8 361 ENG.; DODGE V-8 413 ENG.</b>             |                 |                |             |
| <b>DODGE V-8 361 ENG.; DODGE V-8 413 ENG.</b>             |                 |                |             | Pressure; Upper .....                                     | 71304           |                |             |
| Pressure; Upper .....                                     | 71304           |                |             | Pressure; Lower .....                                     | 71302           |                |             |
| Pressure; Lower .....                                     | 71302           |                |             | Return .....  | 71299           |                | 39853       |
| Return .....  | 71299           |                | 39853       | <b>1967-1961</b>  |                 |                |             |
| <b>1967-1961</b>  |                 |                |             | <b>DODGE V-8 361 ENG.; DODGE V-8 413 ENG.</b>             |                 |                |             |
| <b>DODGE V-8 361 ENG.; DODGE V-8 413 ENG.</b>             |                 |                |             | Pressure; Upper .....                                     | 71304           |                |             |
| Pressure; Upper .....                                     | 71304           |                |             | Pressure; Lower .....                                     | 71302           |                |             |
| Pressure; Lower .....                                     | 71302           |                |             | Return .....  | 71299           |                | 39853       |
| Return .....  | 71299           |                | 39853       | <b>PERKINS 6-CYL. 354 DIESEL ENG.</b>                     |                 |                |             |
| <b>PERKINS 6-CYL. 354 DIESEL ENG.</b>                     |                 |                |             | Pressure .....  | 71305           |                |             |
| Pressure .....  | 71305           |                |             | Return .....  | 71305           |                |             |
| Return .....  | 71305           |                |             | <b>D800</b>   |                 |                |             |
|   |                 |                |             | <b>1976-1974</b>  |                 |                |             |
| <b>D800</b>   |                 |                |             | <b>DODGE V-8 361 ENG.; DODGE V-8 413 ENG.</b>             |                 |                |             |
| <b>1976-1974</b>  |                 |                |             | Cyl.....  | ②71304          |                |             |
| <b>DODGE V-8 361 ENG.; DODGE V-8 413 ENG.</b>             |                 |                |             | Pressure; W/Integral P.S. ....                            | 71304           |                | 39852       |
| Cyl.....  | ②71304          |                |             | Pressure; W/Brake Booster; Upper .....                    | 71304           |                |             |
| Pressure; W/Integral P.S. ....                            | 71304           |                |             | Pressure; W/Brake Booster; Lower .....                    | 71302           |                |             |
| Pressure; W/Brake Booster; Upper .....                    | 71304           |                |             | Return .....  | 71299           |                | 39853       |
| Pressure; W/Brake Booster; Lower .....                    | 71302           |                |             | <b>1973-1972</b>  |                 |                |             |
| Return .....  | 71299           |                | 39853       | <b>DODGE V-8 361 ENG.; DODGE V-8 413 ENG.</b>             |                 |                |             |
| <b>1973-1972</b>  |                 |                |             | Cyl.....  | ②71304          |                |             |
| <b>DODGE V-8 361 ENG.; DODGE V-8 413 ENG.</b>             |                 |                |             | Pressure; Upper .....                                     | 71304           |                |             |
| Cyl.....  | ②71304          |                |             | Pressure; Lower .....                                     | 71302           |                |             |
| Pressure; Upper .....                                     | 71304           |                |             | Return .....  | 71299           |                | 39853       |
| Pressure; Lower .....                                     | 71302           |                |             | <b>1971-1961</b>  |                 |                |             |
| Return .....  | 71299           |                | 39853       | <b>DODGE V-8 361 ENG.; DODGE V-8 413 ENG.</b>             |                 |                |             |
| <b>1971-1961</b>  |                 |                |             | Pressure; Upper .....                                     | 71304           |                |             |
| <b>DODGE V-8 361 ENG.; DODGE V-8 413 ENG.</b>             |                 |                |             | Pressure; Lower .....                                     | 71302           |                |             |
| Pressure; Upper .....                                     | 71304           |                |             | Return .....  | 71299           |                | 39853       |
| Pressure; Lower .....                                     | 71302           |                |             | <b>L600</b>   |                 |                |             |
| Return .....  | 71299           |                | 39853       | <b>1971</b>   |                 |                |             |
|   |                 |                |             | <b>DODGE 6-CYL. 225 ENG.</b>                              |                 |                |             |
| <b>L600</b>   |                 |                |             | Cyl.....  | ②71299          |                |             |
| <b>1971</b>   |                 |                |             | Pressure; U.S.....  | 71303           |                |             |
| <b>DODGE 6-CYL. 225 ENG.</b>                              |                 |                |             | Pressure; Canada .....                                    | 71301           |                |             |
| Cyl.....  | ②71299          |                |             | Return .....  | 71302           |                | 39855       |
| Pressure; U.S.....  | 71303           |                |             | <b>DODGE V-8 361 ENG.; DODGE V-8 413 ENG.</b>             |                 |                |             |
| Pressure; Canada .....                                    | 71301           |                |             | Cyl.....  | ②71299          |                |             |
| Return .....  | 71302           |                | 39855       | Pressure .....  | 71303           |                |             |
| <b>DODGE V-8 361 ENG.; DODGE V-8 413 ENG.</b>             |                 |                |             | Return .....  | 71304           |                |             |
| Cyl.....  | ②71299          |                |             | <b>1962-1961</b>  |                 |                |             |
|   |                 |                |             | <b>DODGE 6-CYL. 225 ENG.</b>                              |                 |                |             |
| <b>L700</b>   |                 |                |             | Cyl.....  | ②71299          |                |             |
| <b>1971-1969</b>  |                 |                |             | Pressure; Canada .....                                    | 71301           |                |             |
| <b>DODGE V-8 361 ENG.; DODGE V-8 413 ENG.</b>             |                 |                |             | Return .....  | 71302           |                | 39855       |
| Cyl.....  | ②71299          |                |             | <b>L700</b>   |                 |                |             |
| Pressure .....  | 71304           |                |             | <b>1971-1969</b>  |                 |                |             |
| Return .....  | 71304           |                |             | <b>DODGE V-8 361 ENG.; DODGE V-8 413 ENG.</b>             |                 |                |             |
|   |                 |                |             | Cyl.....  | ②71299          |                |             |
| <b>1968-1967</b>  |                 |                |             | Pressure .....  | 71304           |                |             |
| <b>DODGE V-8 361 ENG.; DODGE V-8 413 ENG.</b>             |                 |                |             | Return .....  | 71304           |                |             |
| Cyl.....  | ②71299          |                |             | <b>1968-1967</b>  |                 |                |             |
|   |                 |                |             | <b>DODGE V-8 361 ENG.; DODGE V-8 413 ENG.</b>             |                 |                |             |
| <b>DODGE V-8 361 ENG.; DODGE V-8 413 ENG.</b>             |                 |                |             | Cyl.....  | ②71299          |                |             |
| Cyl.....  | ②71299          |                |             |   |                 |                |             |

|                           |
|---------------------------|
| SYSTEM PUMP & GEAR IDENT. |
| SYSTEM & COMPONENT IDENT. |
| PASS. CARS                |
| LIGHT TRUCKS              |
| MEDIUM/HEAVY TRUCKS       |
| BUSES                     |
| HOSE NUMERICAL            |
| REPAIR KITS               |
| KIT NUMERICAL             |
| ILLUSTRATIONS             |

\* Cut From C.P.E. 3/8" I.D. Hose: 71350 (48"), 81352 (25').  
 † Cut From S.A.E. 11/32" I.D. Hose: 80062 (12"), 80063 (24"), 80064 (36"), 81353 (25').  
 ★ Cut From S.A.E. 3/8" I.D. Hose: 71224 (24"), 71236 (36"), 71206 (48"), 81206 (25'). May Also Use 3/8" C.P.E.  
 ♣ Cut From S.A.E. 5/8" I.D. Hose: 71351 (36").  
 □ Cut From 1/2" I.D. Suction Hose: 71296 (36"), 81354 (10').  
 ✦ Cut From 5/8" I.D. Suction Hose: 71207 (42"), 81355 (10').  
 ✧ Cut From 3/4" I.D. Suction Hose: 71297 (36"), 81356 (10').  
 ☆ See Page A14 For Pump or Gear Identification.

② Two Required.  
 ③ Three Required.  
 ④ Four Required.  
 ✦ Cut To Fit.  
 ✧ Replaces Both Upper and Lower Hose.  
 ▲ 252660 Adaptor Required For Some Models.  
 ✦ See Page A6 For Installation Procedure.

# Power Steering Hose for Medium and Heavy-Duty Trucks

|                           | Application   | Assembly Number | Multi-Use Hose | End Fitting | Application   | Assembly Number | Multi-Use Hose | End Fitting |
|---------------------------|---|-----------------|----------------|-------------|---|-----------------|----------------|-------------|
| SYSTEM PUMP & GEAR IDENT. | <b>DODGE - Continued</b>                                  |                 |                |             | <b>DODGE - Continued</b>  |                 |                |             |
| SYSTEM & COMPONENT IDENT. | <b>L700 - Continued</b>                                   |                 |                |             | <b>W500 - Continued</b>   |                 |                |             |
| PASS. CARS                | <b>1968-1967 - Continued</b>                              |                 |                |             | <b>1971</b>   |                 |                |             |
| LIGHT TRUCKS              | <b>DODGE V-8 361 ENG.; DODGE V-8 413 ENG. - Continued</b> |                 |                |             | <b>DODGE 6-CYL. 225 ENG.; DODGE V-8 318 ENG.</b>  |                 |                |             |
| MEDIUM/HEAVY TRUCKS       | Pressure ..... 71303                                      |                 |                |             | Cyl..... ②71303   |                 |                |             |
| BUSES                     | Return ..... 71304  |                 |                | 39855       | Pressure ..... 71303  |                 |                |             |
| HOSE NUMERICAL            | <b>1966-1963</b>  |                 |                |             | Return ..... 71305  |                 |                |             |
| REPAIR KITS               | <b>DODGE V-8 361 ENG.; DODGE V-8 413 ENG.</b>             |                 |                |             | <b>1970-1961</b>  |                 |                |             |
| KIT NUMERICAL             | Cyl..... ②71299   |                 |                |             | <b>DODGE V-8 318 ENG.</b>   |                 |                |             |
| ILLUSTRATIONS             | Pressure ..... 71303                                      |                 |                |             | Pressure ..... 71303  |                 |                |             |
|                           | Return ..... 71304  |                 |                |             | Return ..... 71305  |                 |                |             |
|                           | <b>LT1000</b>   |                 |                |             | <b>W600</b>   |                 |                |             |
|                           | <b>1975-1974</b>  |                 |                |             | <b>1976-1975</b>  |                 |                |             |
|                           | <b>DETROIT DIESEL 8V-71 DIESEL ENG.</b>                   |                 |                |             | <b>DODGE V-8 318 ENG.</b>   |                 |                |             |
|                           | Cyl..... ②71299   |                 |                |             | Cyl..... ②71303   |                 |                |             |
|                           | Pressure ..... 71301                                      |                 |                | 39856       | Pressure; W/Integral P.S. .... 70216  |                 |                |             |
|                           | Reservoir ..... ⚡   |                 |                |             | Pressure; W/Brake Booster ..... 71303   |                 |                |             |
|                           | <b>1973</b>   |                 |                |             | Reservoir ..... ⚡   |                 |                | 39135       |
|                           | <b>DETROIT DIESEL 6-71 DIESEL ENG.</b>                    |                 |                |             | Return ..... ★  |                 |                |             |
|                           | Cyl..... ②71299   |                 |                |             | <b>1973-1972</b>  |                 |                |             |
|                           | Pressure; Upper ..... 71305                               |                 |                |             | <b>DODGE V-8 318 ENG.</b>   |                 |                |             |
|                           | Pressure; Lower ..... 71300                               |                 |                |             | Cyl..... ②71303   |                 |                |             |
|                           | Return ..... ★  |                 |                |             | Pressure ..... 71303  |                 |                |             |
|                           | <b>DETROIT DIESEL 8V-71 DIESEL ENG.</b>                   |                 |                |             | Return ..... 71301  |                 |                |             |
|                           | Cyl..... ②71299   |                 |                |             | <b>1971</b>   |                 |                |             |
|                           | Pressure ..... 71301                                      |                 |                | 39856       | <b>DODGE V-8 318 ENG.</b>   |                 |                |             |
|                           | Reservoir ..... ⚡   |                 |                |             | Cyl..... ②71303   |                 |                |             |
|                           | <b>W500</b>   |                 |                |             | Pressure ..... 71303  |                 |                |             |
|                           | <b>1976-1975</b>  |                 |                |             | Return ..... 71305  |                 |                |             |
|                           | <b>DODGE 6-CYL. 225 ENG.</b>                              |                 |                |             | <b>1970-1961</b>  |                 |                |             |
|                           | Cyl..... ②71303   |                 |                |             | <b>DODGE V-8 318 ENG.</b>   |                 |                |             |
|                           | Pressure ..... 71303                                      |                 |                |             | Pressure ..... 71303  |                 |                |             |
|                           | Reservoir ..... ⚡   |                 |                |             | Return ..... 71305  |                 |                |             |
|                           | <b>DODGE V-8 318 ENG.</b>                                 |                 |                |             | <b>FORD</b>   |                 |                |             |
|                           | Cyl..... ②71303   |                 |                |             | <b>C500</b>   |                 |                |             |
|                           | Pressure; W/Integral P.S. .... 70216                      |                 |                |             | <b>1978-1976</b>  |                 |                |             |
|                           | Pressure; W/Brake Booster ..... 71303                     |                 |                |             | <b>FORD V-8 330 ENG.; FORD V-8 361 ENG.; FORD V-8 391</b>                               |                 |                |             |
|                           | Reservoir ..... ⚡   |                 |                |             | <b>ENG.</b>   |                 |                |             |
|                           | Return ..... ★  |                 |                | 39135       | Pressure - From Pump ..... 71299  |                 |                |             |
|                           | <b>1974</b>   |                 |                |             | Pressure - To Gear ..... 71305  |                 |                | 39856       |
|                           | <b>DODGE 6-CYL. 225 ENG.</b>                              |                 |                |             | Return - Cooler To Reservoir; W/6000, 7000, 8000, 9000 Lb. Axle ..... ②71299            |                 |                | ②39854      |
|                           | Cyl..... ②71303   |                 |                |             | Return - Cooler To Reservoir; W/10,000, 12,000 Lb. Axle; W/16,000 Lb. Axle ..... ②71299 |                 |                | ②39858      |
|                           | Pressure ..... 71303                                      |                 |                |             | Return - Gear To Reservoir ..... 71299  |                 |                | 39854       |
|                           | Reservoir ..... ⚡   |                 |                |             | <b>1975-1973</b>  |                 |                |             |
|                           | <b>1973-1972</b>  |                 |                |             | <b>FORD 6-CYL. 240 ENG.; FORD 6-CYL. 300 ENG.</b>                                       |                 |                |             |
|                           | <b>DODGE 6-CYL. 225 ENG.</b>                              |                 |                |             | Pressure; W/Booster System ..... 71299  |                 |                |             |
|                           | Cyl..... ②71303   |                 |                |             | Reservoir; W/Booster System ..... ⚡   |                 |                |             |
|                           | Pressure ..... 71303                                      |                 |                |             | Return; W/Booster System ..... 71303  |                 |                |             |
|                           | Reservoir ..... ⚡   |                 |                |             |   |                 |                |             |
|                           | <b>DODGE V-8 318 ENG.</b>                                 |                 |                |             |   |                 |                |             |
|                           | Cyl..... ②71303   |                 |                |             |   |                 |                |             |
|                           | Pressure ..... 71303                                      |                 |                |             |   |                 |                |             |
|                           | Return ..... 71301  |                 |                |             |   |                 |                |             |

\* Cut From C.P.E. 3/8" I.D. Hose: 71350 (48"), 81352 (25").  
 † Cut From S.A.E. 11/32" I.D. Hose: 80062 (12"), 80063 (24"), 80064 (36"), 81353 (25").  
 ★ Cut From S.A.E. 3/8" I.D. Hose: 71224 (24"), 71236 (36"), 71206 (48"), 81206 (25"). May Also Use 3/8" C.P.E.  
 ⚡ Cut From S.A.E. 5/8" I.D. Hose: 71351 (36").  
 □ Cut From 1/2" I.D. Suction Hose: 71296 (36"), 81354 (10").  
 ⚡ Cut From 5/8" I.D. Suction Hose: 71207 (42"), 81355 (10").  
 \* Cut From 3/4" I.D. Suction Hose: 71297 (36"), 81356 (10").  
 ☆ See Page A14 For Pump or Gear Identification.

② Two Required.  
 ③ Three Required.  
 ④ Four Required.  
 ⚡ Cut To Fit.  
 ⚡ Replaces Both Upper and Lower Hose.  
 ▲ 252660 Adaptor Required For Some Models.  
 ⚡ See Page A6 For Installation Procedure.

# Power Steering Hose for Medium and Heavy-Duty Trucks

| Application   | Assembly Number | Multi-Use Hose | End Fitting | Application   | Assembly Number | Multi-Use Hose | End Fitting |
|---|-----------------|----------------|-------------|---|-----------------|----------------|-------------|
| <b>FORD - Continued</b>   |                 |                |             | <b>FORD - Continued</b>   |                 |                |             |
| <b>C500 - Continued</b>   |                 |                |             | <b>C600 - Continued</b>   |                 |                |             |
| <b>1975-1973 - Continued</b>  |                 |                |             | <b>1978-1976</b>  |                 |                |             |
| <b>FORD V-8 330 ENG.; FORD V-8 361 ENG.; FORD V-8 391 ENG.</b>                  |                 |                |             | <b>FORD V-8 330 ENG.; FORD V-8 361 ENG.; FORD V-8 391 ENG.</b>                  |                 |                |             |
| Cyl. - Left Turn.....   | 71300           |                |             | Pressure - From Pump.....   | 71299           |                |             |
| Cyl. - Right Turn.....  | 71299           |                |             | Pressure - To Gear.....   | 71305           |                | 39856       |
| <b>1972-1971</b>  |                 |                |             | Return - Cooler To Reservoir; W/6000, 7000, 8000, 9000 Lb. Axle.....            |                 |                |             |
| <b>FORD 6-CYL. 240 ENG.; FORD 6-CYL. 300 ENG.</b>                               |                 |                |             | Return - Cooler To Reservoir; W/10,000, 12,000 Lb. Axle; W/16,000 Lb. Axle..... |                 |                |             |
| Pressure; W/Booster System.....   | 71299           |                |             | Return - Gear To Reservoir.....   | 71299           |                | 39854       |
| Reservoir; W/Booster System.....  |                 | *              |             |   |                 |                |             |
| Return; W/Booster System.....   | 71303           |                |             |   |                 |                |             |
| <b>FORD V-8 330 ENG.; FORD V-8 361 ENG.; FORD V-8 391 ENG.</b>                  |                 |                |             | <b>1975-1973</b>  |                 |                |             |
| Pressure; W/Booster System.....   | 71300           |                |             | <b>FORD 6-CYL. 240 ENG.; FORD 6-CYL. 300 ENG.</b>                               |                 |                |             |
| Return; W/Booster System.....   | 71299           |                |             | Pressure; W/Booster System.....   | 71299           |                |             |
| <b>C550</b>   |                 |                |             | Reservoir; W/Booster System.....  |                 |                |             |
| <b>1978-1976</b>  |                 |                |             | Return; W/Booster System.....   |                 |                |             |
| <b>FORD V-8 330 ENG.; FORD V-8 361 ENG.; FORD V-8 391 ENG.</b>                  |                 |                |             | <b>FORD V-8 330 ENG.; FORD V-8 361 ENG.; FORD V-8 391 ENG.</b>                  |                 |                |             |
| Pressure - From Pump.....   | 71299           |                |             | Cyl. - Left Turn.....   | 71300           |                |             |
| Pressure - To Gear.....   | 71305           |                | 39856       | Cyl. - Right Turn.....  | 71299           |                |             |
| Return - Cooler To Reservoir; W/6000, 7000, 8000, 9000 Lb. Axle.....            | 271299          |                | 239854      | <b>1972-1971</b>  |                 |                |             |
| Return - Cooler To Reservoir; W/10,000, 12,000 Lb. Axle; W/16,000 Lb. Axle..... | 271299          |                | 239858      | <b>FORD 6-CYL. 240 ENG.; FORD 6-CYL. 300 ENG.</b>                               |                 |                |             |
| Return - Gear To Reservoir.....   | 71299           |                | 39854       | Pressure; W/Booster System.....   | 71299           |                |             |
| <b>1975-1973</b>  |                 |                |             | Reservoir; W/Booster System.....  |                 |                |             |
| <b>FORD 6-CYL. 240 ENG.; FORD 6-CYL. 300 ENG.</b>                               |                 |                |             | Return; W/Booster System.....   |                 |                |             |
| Pressure; W/Booster System.....   | 71299           |                |             | Pressure; W/Booster System.....   | 71300           |                |             |
| Reservoir; W/Booster System.....  |                 | *              |             | Return; W/Booster System.....   | 71299           |                |             |
| Return; W/Booster System.....   | 71303           |                |             | <b>C700</b>   |                 |                |             |
| <b>FORD V-8 330 ENG.; FORD V-8 361 ENG.; FORD V-8 391 ENG.</b>                  |                 |                |             | <b>1979</b>   |                 |                |             |
| Pressure - From Pump.....   | 71299           |                |             | <b>FORD V-8 370 ENG.; FORD V-8 429 ENG.</b>                                     |                 |                |             |
| Pressure - To Gear.....   | 71305           |                | 39856       | Cyl.; W/Booster System; W/12,000 Lb. Axle.....                                  |                 |                |             |
| Return - Cooler To Reservoir; W/6000, 7000, 8000, 9000 Lb. Axle.....            | 271299          |                | 239854      | Cyl.; W/Booster System; W/16,000 Lb. Axle.....                                  |                 |                |             |
| Return - Cooler To Reservoir; W/10,000, 12,000 Lb. Axle; W/16,000 Lb. Axle..... | 271299          |                | 239858      | Axle.....   |                 |                |             |
| Return - Gear To Reservoir.....   | 71299           |                | 39854       | Pressure - To Gear; W/Booster System.....                                       |                 |                |             |
| <b>1975-1973</b>  |                 |                |             | Pressure - To Gear; W/Booster System.....                                       |                 |                |             |
| <b>FORD 6-CYL. 240 ENG.; FORD 6-CYL. 300 ENG.</b>                               |                 |                |             | Return; W/Booster System.....   |                 |                |             |
| Pressure; W/Booster System.....   | 71299           |                |             |   |                 |                |             |
| Reservoir; W/Booster System.....  |                 | *              |             | <b>1978-1976</b>  |                 |                |             |
| Return; W/Booster System.....   | 71303           |                |             | <b>FORD V-8 330 ENG.; FORD V-8 361 ENG.; FORD V-8 391 ENG.</b>                  |                 |                |             |
| <b>FORD V-8 330 ENG.; FORD V-8 361 ENG.; FORD V-8 391 ENG.</b>                  |                 |                |             | <b>ENG.</b>   |                 |                |             |
| Cyl. - Left Turn.....   | 71300           |                |             | Pressure - From Pump.....   | 71299           |                |             |
| Cyl. - Right Turn.....  | 71299           |                |             | Pressure - To Gear.....   | 71305           |                | 39856       |
| <b>1972-1971</b>  |                 |                |             | Return - Cooler To Reservoir; W/6000, 7000, 8000, 9000 Lb. Axle.....            |                 |                |             |
| <b>FORD 6-CYL. 240 ENG.; FORD 6-CYL. 300 ENG.</b>                               |                 |                |             | Return - Cooler To Reservoir; W/10,000, 12,000 Lb. Axle; W/16,000 Lb. Axle..... |                 |                |             |
| Pressure; W/Booster System.....   | 71299           |                |             | Return - Gear To Reservoir.....   | 71299           |                | 39854       |
| Reservoir; W/Booster System.....  |                 | *              |             |   |                 |                |             |
| Return; W/Booster System.....   | 71303           |                |             |   |                 |                |             |
| <b>FORD V-8 330 ENG.; FORD V-8 361 ENG.; FORD V-8 391 ENG.</b>                  |                 |                |             | <b>1975-1973</b>  |                 |                |             |
| Pressure; W/Booster System.....   | 71300           |                |             | <b>FORD V-8 330 ENG.; FORD V-8 361 ENG.; FORD V-8 391 ENG.</b>                  |                 |                |             |
| Return; W/Booster System.....   | 71299           |                |             | <b>ENG.</b>   |                 |                |             |
| <b>C600</b>   |                 |                |             | Cyl. - Left Turn.....   |                 |                |             |
| <b>1979</b>   |                 |                |             | Cyl. - Right Turn.....  |                 |                |             |
| <b>FORD V-8 370 ENG.; FORD V-8 429 ENG.</b>                                     |                 |                |             | Pressure - To Gear; W/Booster System.....                                       |                 |                |             |
| Cyl.; W/Booster System; W/12,000 Lb. Axle.....                                  | 271300          |                | 239856      |   |                 |                |             |
| Cyl.; W/Booster System; W/16,000 Lb. Axle.....                                  | 271302          |                | 239856      |   |                 |                |             |
| Pressure - To Gear; W/Booster System.....                                       | 71305           |                | 39856       |   |                 |                |             |

- SYSTEM PUMP & GEAR IDENT.
- SYSTEM & COMPONENT IDENT.
- PASS. CARS
- LIGHT TRUCKS
- MEDIUM/HEAVY TRUCKS
- BUSES
- HOSE NUMERICAL
- REPAIR KITS
- KIT NUMERICAL
- ILLUSTRATIONS

\* Cut From C.P.E. 3/8" I.D. Hose: 71350 (48"), 81352 (25').  
 † Cut From S.A.E. 11/32" I.D. Hose: 80062 (12"), 80063 (24"), 80064 (36"), 81353 (25').  
 ★ Cut From S.A.E. 3/8" I.D. Hose: 71224 (24"), 71236 (36"), 71206 (48"), 81206 (25'). May Also Use 3/8" C.P.E.  
 ✱ Cut From S.A.E. 5/8" I.D. Hose: 71351 (36").  
 □ Cut From 1/2" I.D. Suction Hose: 71296 (36"), 81354 (10').  
 † Cut From 5/8" I.D. Suction Hose: 71207 (42"), 81355 (10').  
 ✱ Cut From 3/4" I.D. Suction Hose: 71297 (36"), 81356 (10').  
 ☆ See Page A14 For Pump or Gear Identification.

② Two Required.  
 ③ Three Required.  
 ④ Four Required.  
 ✂ Cut To Fit.  
 ✪ Replaces Both Upper and Lower Hose.  
 ▲ 252660 Adaptor Required For Some Models.  
 ✱ See Page A6 For Installation Procedure.

# Power Steering Hose for Medium and Heavy-Duty Trucks

**SYSTEM  
PUMP &  
GEAR  
IDENT.**

**SYSTEM &  
COM-  
PONENT  
IDENT.**

**PASS.  
CARS**

**LIGHT  
TRUCKS**

**MEDIUM/  
HEAVY  
TRUCKS**

**BUSES**

**HOSE  
NUMER-  
ICAL**

**REPAIR  
KITS**

**KIT  
NUMER-  
ICAL**

**ILLUS-  
TRATIONS**

| Application  | Assembly Number | Multi-Use Hose | End Fitting |
|--|-----------------|----------------|-------------|
| <b>FORD - Continued</b>  |                 |                |             |
| <b>C700 - Continued</b>  |                 |                |             |
| <b>1972-1971</b>   |                 |                |             |
| <b>FORD V-8 330 ENG.; FORD V-8 361 ENG.; FORD V-8 391 ENG.</b>       |                 |                |             |
| Pressure; W/Booster System.....                                      | 71300           |                |             |
| Return; W/Booster System .....                                       | 71299           |                |             |
| <b>C750</b>  |                 |                |             |
| <b>1978-1976</b>   |                 |                |             |
| <b>FORD V-8 330 ENG.; FORD V-8 361 ENG.; FORD V-8 391 ENG.</b>       |                 |                |             |
| Pressure - From Pump .....   | 71299           |                |             |
| Pressure - To Gear.....  | 71305           |                | 39856       |
| Return - Cooler To Reservoir; W/6000, 7000, 8000, 9000 Lb. Axle..... | ②71299          |                | ②39854      |
| Return - Cooler To Reservoir; W/10,000, 12,000 Lb. Axle;             |                 |                |             |
| W/16,000 Lb. Axle .....  | ②71299          |                | ②39858      |
| Return - Gear To Reservoir.....                                      | 71299           |                | 39854       |
| <b>1975-1973</b>   |                 |                |             |
| <b>FORD V-8 330 ENG.; FORD V-8 361 ENG.; FORD V-8 391 ENG.</b>       |                 |                |             |
| Cyl. - Left Turn.....  | 71300           |                |             |
| Cyl. - Right Turn .....  | 71299           |                |             |
| <b>1972-1971</b>   |                 |                |             |
| <b>FORD V-8 330 ENG.; FORD V-8 361 ENG.; FORD V-8 391 ENG.</b>       |                 |                |             |
| Pressure; W/Booster System.....                                      | 71300           |                |             |
| Return; W/Booster System .....                                       | 71299           |                |             |
| <b>C800</b>  |                 |                |             |
| <b>1979</b>  |                 |                |             |
| <b>FORD V-8 370 ENG.; FORD V-8 429 ENG.</b>                          |                 |                |             |
| Cyl.; W/Booster System; W/12,000 Lb. Axle.....                       | ②71300          |                | ②39856      |
| Cyl.; W/Booster System; W/16,000 Lb. Axle.....                       | ②71302          |                | ②39856      |
| Pressure - To Gear; W/Booster System                                 | 71305           |                | 39856       |
| <b>1978-1976</b>   |                 |                |             |
| <b>FORD V-8 330 ENG.; FORD V-8 361 ENG.; FORD V-8 391 ENG.</b>       |                 |                |             |
| Pressure - From Pump .....   | 71299           |                |             |
| Pressure - To Gear.....  | 71305           |                | 39856       |
| Return - Cooler To Reservoir; W/6000, 7000, 8000, 9000 Lb. Axle..... | ②71299          |                | ②39854      |
| Return - Cooler To Reservoir; W/10,000, 12,000 Lb. Axle;             |                 |                |             |
| W/16,000 Lb. Axle .....  | ②71299          |                | ②39858      |
| Return - Gear To Reservoir.....                                      | 71299           |                | 39854       |
| <b>1975-1973</b>   |                 |                |             |
| <b>FORD V-8 330 ENG.; FORD V-8 361 ENG.; FORD V-8 391 ENG.</b>       |                 |                |             |
| Cyl. - Left Turn.....  | 71300           |                |             |
| Cyl. - Right Turn .....  | 71299           |                |             |

| Application   | Assembly Number | Multi-Use Hose | End Fitting |
|---|-----------------|----------------|-------------|
| <b>FORD - Continued</b>   |                 |                |             |
| <b>C800 - Continued</b>   |                 |                |             |
| <b>1972-1971</b>  |                 |                |             |
| <b>FORD V-8 330 ENG.; FORD V-8 361 ENG.; FORD V-8 391 ENG.</b>                    |                 |                |             |
| Pressure; W/Booster System.....   | 71300           |                |             |
| Return; W/Booster System .....  | 71299           |                |             |
| <b>C850</b>   |                 |                |             |
| <b>1979-1976</b>  |                 |                |             |
| <b>FORD V-8 401 ENG.; FORD V-8 475 ENG.; FORD V-8 477 ENG.; FORD V-8 534 ENG.</b> |                 |                |             |
| Pressure - From Pump .....  | 71305           |                | 39856       |
| Pressure - To Gear.....   | 71305           |                |             |
| Return - Cooler To Reservoir; W/6000, 7000, 8000, 9000 Lb. Axle.....              | ②71299          |                | ②39854      |
| Return - Cooler To Reservoir; W/10,000, 12,000 Lb. Axle;                          |                 |                |             |
| W/16,000 Lb. Axle .....   | ②71299          |                | ②39858      |
| Return - Gear To Reservoir.....   | 71299           |                | 39854       |
| <b>1975-1973</b>  |                 |                |             |
| <b>FORD V-8 401 ENG.; FORD V-8 477 ENG.; FORD V-8 534 ENG.</b>                    |                 |                |             |
| Cyl. - Left Turn; W/Booster System .....  | 71300           |                |             |
| Cyl. - Right Turn; W/Booster System.....  | 71302           |                |             |
| <b>1972-1971</b>  |                 |                |             |
| <b>FORD V-8 401 ENG.; FORD V-8 477 ENG.; FORD V-8 534 ENG.</b>                    |                 |                |             |
| Pressure; W/Booster System.....   | 71300           |                |             |
| Return; W/Booster System .....  | 71302           |                |             |
| <b>C900</b>   |                 |                |             |
| <b>1981-1980</b>  |                 |                |             |
| <b>FORD V-8 7.8 L ENG.; FORD V-8 8.8 L ENG.</b>                                   |                 |                |             |
| Pressure - From Pump .....  | 71305           |                | 39856       |
| Pressure - To Gear.....   | 71305           |                |             |
| Return - Cooler To Reservoir; W/6000, 7000, 8000, 9000 Lb. Axle.....              | ②71299          |                | ②39854      |
| Return - Cooler To Reservoir; W/10,000, 12,000 Lb. Axle;                          |                 |                |             |
| W/16,000 Lb. Axle .....   | ②71299          |                | ②39858      |
| Return - Gear To Reservoir.....   | 71299           |                | 39854       |
| <b>1979-1976</b>  |                 |                |             |
| <b>FORD V-8 401 ENG.; FORD V-8 475 ENG.; FORD V-8 477 ENG.; FORD V-8 534 ENG.</b> |                 |                |             |
| Pressure - From Pump .....  | 71305           |                | 39856       |
| Pressure - To Gear.....   | 71305           |                |             |
| Return - Cooler To Reservoir; W/6000, 7000, 8000, 9000 Lb. Axle.....              | ②71299          |                | ②39854      |
| Return - Cooler To Reservoir; W/10,000, 12,000 Lb. Axle;                          |                 |                |             |
| W/16,000 Lb. Axle .....   | ②71299          |                | ②39858      |
| Return - Gear To Reservoir.....   | 71299           |                | 39854       |
| <b>1975-1973</b>  |                 |                |             |
| <b>FORD V-8 401 ENG.; FORD V-8 477 ENG.; FORD V-8 534 ENG.</b>                    |                 |                |             |
| Cyl. - Left Turn; W/Booster System.....   | 71300           |                |             |

\* Cut From C.P.E. 3/8" I.D. Hose: 71350 (48"), 81352 (25').  
 † Cut From S.A.E. 11/32" I.D. Hose: 80062 (12"), 80063 (24"), 80064 (36"), 81353 (25').  
 ★ Cut From S.A.E. 3/8" I.D. Hose: 71224 (24"), 71236 (36"), 71206 (48"), 81206 (25'). May Also Use 3/8" C.P.E.  
 ♣ Cut From S.A.E. 5/8" I.D. Hose: 71351 (36").  
 □ Cut From 1/2" I.D. Suction Hose: 71296 (36"), 81354 (10').  
 † Cut From 5/8" I.D. Suction Hose: 71207 (42"), 81355 (10').  
 ✱ Cut From 3/4" I.D. Suction Hose: 71297 (36"), 81356 (10').  
 ☆ See Page A14 For Pump or Gear Identification.

② Two Required.  
 ③ Three Required.  
 ④ Four Required.  
 < Cut To Fit.  
 ⚙ Replaces Both Upper and Lower Hose.  
 ▲ 252660 Adaptor Required For Some Models.  
 ✱ See Page A6 For Installation Procedure.

# Power Steering Hose for Medium and Heavy-Duty Trucks

| Application   | Assembly Number | Multi-Use Hose | End Fitting | Application   | Assembly Number | Multi-Use Hose | End Fitting |
|---|-----------------|----------------|-------------|---|-----------------|----------------|-------------|
| <b>FORD - Continued</b>   |                 |                |             | <b>FORD - Continued</b>   |                 |                |             |
| <b>C900 - Continued</b>   |                 |                |             | <b>C1000 - Continued</b>  |                 |                |             |
| <b>1975-1973 - Continued</b>  |                 |                |             | <b>1972-1971</b>  |                 |                |             |
| <b>FORD V-8 401 ENG.; FORD V-8 477 ENG.; FORD V-8 534 ENG. - Continued</b>        |                 |                |             | <b>FORD V-8 401 ENG.; FORD V-8 477 ENG.; FORD V-8 534 ENG.</b>                    |                 |                |             |
| Cyl. - Right Turn; W/Booster System.....  | 71302           |                |             | Pressure; W/Booster System.....   | 71300           |                |             |
|   |                 |                |             | Return; W/Booster System .....  | 71302           |                |             |
| <b>1972-1971</b>  |                 |                |             | <b>C1100</b>  |                 |                |             |
| <b>FORD V-8 401 ENG.; FORD V-8 477 ENG.; FORD V-8 534 ENG.</b>                    |                 |                |             | <b>1979-1976</b>  |                 |                |             |
| Pressure; W/Booster System.....   | 71300           |                |             | <b>FORD V-8 401 ENG.; FORD V-8 475 ENG.; FORD V-8 477 ENG.; FORD V-8 534 ENG.</b> |                 |                |             |
| Return; W/Booster System .....  | 71302           |                |             | Pressure - From Pump .....  | 71305           |                | 39856       |
|   |                 |                |             | Pressure - To Gear.....   | 71305           |                |             |
| <b>C950</b>   |                 |                |             | Return - Cooler To Reservoir; W/6000, 7000, 8000, 9000 Lb. Axle.....              | ②71299          |                | ②39854      |
| <b>1979-1976</b>  |                 |                |             | Return - Cooler To Reservoir; W/10,000, 12,000 Lb. Axle;                          |                 |                |             |
| <b>FORD V-8 401 ENG.; FORD V-8 475 ENG.; FORD V-8 477 ENG.; FORD V-8 534 ENG.</b> |                 |                |             | W/16,000 Lb. Axle .....   | ②71299          |                | ②39858      |
| Pressure - From Pump .....  | 71305           |                | 39856       | Return - Gear To Reservoir.....   | 71299           |                | 39854       |
| Pressure - To Gear.....   | 71305           |                |             |   |                 |                |             |
| Return - Cooler To Reservoir; W/6000, 7000, 8000, 9000 Lb. Axle.....              | ②71299          |                | ②39854      | <b>1975-1973</b>  |                 |                |             |
| Return - Cooler To Reservoir; W/10,000, 12,000 Lb. Axle;                          |                 |                |             | <b>FORD V-8 401 ENG.; FORD V-8 477 ENG.; FORD V-8 534 ENG.</b>                    |                 |                |             |
| W/16,000 Lb. Axle .....   | ②71299          |                | ②39858      | Cyl. - Left Turn; W/Booster System .....  | 71300           |                |             |
| Return - Gear To Reservoir.....   | 71299           |                | 39854       | Cyl. - Right Turn; W/Booster System.....  | 71302           |                |             |
| <b>1975-1973</b>  |                 |                |             | <b>1972</b>   |                 |                |             |
| <b>FORD V-8 401 ENG.; FORD V-8 477 ENG.; FORD V-8 534 ENG.</b>                    |                 |                |             | <b>FORD V-8 401 ENG.; FORD V-8 477 ENG.; FORD V-8 534 ENG.</b>                    |                 |                |             |
| Cyl. - Left Turn; W/Booster System .....  | 71300           |                |             | Pressure; W/Booster System.....   | 71300           |                |             |
| Cyl. - Right Turn; W/Booster System.....  | 71302           |                |             | Return; W/Booster System .....  | 71302           |                |             |
| <b>1972-1971</b>  |                 |                |             | <b>C6000</b>  |                 |                |             |
| <b>FORD V-8 401 ENG.; FORD V-8 477 ENG.; FORD V-8 534 ENG.</b>                    |                 |                |             | <b>1979-1976</b>  |                 |                |             |
| Pressure; W/Booster System.....   | 71300           |                |             | <b>CATERPILLAR 3208 DIESEL ENG.</b>   |                 |                |             |
| Return; W/Booster System .....  | 71302           |                |             | Cyl.; W/12,000 Lb. Axle.....  | ②71300          |                | ②39856      |
|   |                 |                |             | Cyl.; W/16,000 Lb. Axle.....  | ②71302          |                | ②39856      |
| <b>C1000</b>  |                 |                |             | Pressure - From Pump .....  | 71305           |                | 39856       |
| <b>1979-1976</b>  |                 |                |             | Pressure - To Gear.....   | 71305           |                | 39856       |
| <b>FORD V-8 401 ENG.; FORD V-8 475 ENG.; FORD V-8 477 ENG.; FORD V-8 534 ENG.</b> |                 |                |             | Return - From Gear .....  | 71299           |                | 39854       |
| Pressure - From Pump .....  | 71305           |                | 39856       | Return - Cooler To Reservoir.....   | 71302           |                |             |
| Pressure - To Gear.....   | 71305           |                |             |   |                 |                |             |
| Return - Cooler To Reservoir; W/6000, 7000, 8000, 9000 Lb. Axle.....              | ②71299          |                | ②39854      | <b>1972-1971</b>  |                 |                |             |
| Return - Cooler To Reservoir; W/10,000, 12,000 Lb. Axle;                          |                 |                |             | <b>CATERPILLAR V150 DIESEL ENG.; CATERPILLAR V175 DIESEL ENG.</b>                 |                 |                |             |
| W/16,000 Lb. Axle .....   | ②71299          |                | ②39858      | Pressure .....  | 71299           |                |             |
| Return - Gear To Reservoir.....   | 71299           |                | 39854       | Return .....  | 71300           |                |             |
| <b>1975-1973</b>  |                 |                |             | <b>C7000</b>  |                 |                |             |
| <b>FORD V-8 401 ENG.; FORD V-8 477 ENG.; FORD V-8 534 ENG.</b>                    |                 |                |             | <b>1983-1982</b>  |                 |                |             |
| Cyl. - Left Turn; W/Booster System .....  | 71300           |                |             | <b>CATERPILLAR 3208 DIESEL ENG.</b>   |                 |                |             |
| Cyl. - Right Turn; W/Booster System.....  | 71302           |                |             | Cyl.; W/12,000 Lb. Axle.....  | ②71300          |                | ②39856      |
|   |                 |                |             | Cyl.; W/16,000 Lb. Axle.....  | ②71302          |                | ②39856      |
|   |                 |                |             | Pressure - From Pump.....   | 71305           |                | 39856       |
|   |                 |                |             | Pressure - To Gear.....   | 71305           |                | 39856       |

SYSTEM PUMP & GEAR IDENT.

SYSTEM & COMPONENT IDENT.

PASS. CARS

LIGHT TRUCKS

MEDIUM/HEAVY TRUCKS

BUSES

HOSE NUMERICAL

REPAIR KITS

KIT NUMERICAL

ILLUSTRATIONS

\* Cut From C.P.E. 3/8" I.D. Hose: 71350 (48"), 81352 (25').  
 † Cut From S.A.E. 11/32" I.D. Hose: 80062 (12"), 80063 (24"), 80064 (36"), 81353 (25').  
 ✦ Cut From S.A.E. 3/8" I.D. Hose: 71224 (24"), 71236 (36"), 71206 (48"), 81206 (25'). May Also Use 3/8" C.P.E.  
 ✦ Cut From S.A.E. 5/8" I.D. Hose: 71351 (36").  
 □ Cut From 1/2" I.D. Suction Hose: 71296 (36"), 81354 (10').  
 ⚡ Cut From 5/8" I.D. Suction Hose: 71207 (42"), 81355 (10').  
 ✦ Cut From 3/4" I.D. Suction Hose: 71297 (36"), 81356 (10').  
 ☆ See Page A14 For Pump or Gear Identification.

② Two Required.  
 ③ Three Required.  
 ④ Four Required.  
 ⚡ Cut To Fit.  
 ✦ Replaces Both Upper and Lower Hose.  
 ▲ 252660 Adaptor Required For Some Models.  
 ✦ See Page A6 For Installation Procedure.



# Power Steering Hose for Medium and Heavy-Duty Trucks

|                                      | Application   | Assembly Number | Multi-Use Hose | End Fitting | Application  | Assembly Number | Multi-Use Hose | End Fitting |
|--------------------------------------|---|-----------------|----------------|-------------|--|-----------------|----------------|-------------|
| <b>SYSTEM PUMP &amp; GEAR IDENT.</b> | <b>FORD - Continued</b>   |                 |                |             | <b>FORD - Continued</b>  |                 |                |             |
|                                      | <b>C7000 - Continued</b>  |                 |                |             | <b>C SERIES - Continued</b>                                    |                 |                |             |
|                                      | <b>1981-1976</b>  |                 |                |             | <b>1970 - Continued</b>  |                 |                |             |
| <b>SYSTEM &amp; COMPONENT IDENT.</b> | <b>CATERPILLAR 3208 DIESEL ENG.</b>   |                 |                |             | <b>CUMMINS C SERIES 8.3 L DIESEL ENG.</b>                      |                 |                |             |
|                                      | Cyl.; W/12,000 Lb. Axle.....  | ②71300          |                | ②39856      | Pressure.....  | 71302           |                |             |
|                                      | Cyl.; W/16,000 Lb. Axle.....  | ②71302          |                | ②39856      | Return.....  | 71304           |                |             |
|                                      | Pressure - From Pump.....   | 71305           |                | 39856       | <b>FORD 6-CYL. 240 ENG.; FORD 6-CYL. 300 ENG.</b>              |                 |                |             |
|                                      | Pressure - To Gear.....   | 71305           |                | 39856       | Pressure; W/Booster System.....                                | 71299           |                |             |
|                                      | Return - From Gear.....   | 71299           |                | 39854       | Reservoir; W/Booster System.....                               |                 |                | ✱           |
|                                      | Return - Cooler To Reservoir.....   | 71302           |                |             | Return; W/Booster System.....                                  | 71303           |                |             |
| <b>PASS. CARS</b>                    | <b>1972-1971</b>  |                 |                |             | <b>FORD V-8 330 ENG.; FORD V-8 361 ENG.; FORD V-8 391 ENG.</b> |                 |                |             |
|                                      | <b>CATERPILLAR V150 DIESEL ENG.; CATERPILLAR V175 DIESEL ENG.; CATERPILLAR V190 DIESEL ENG.; CATERPILLAR V290 DIESEL ENG.</b> |                 |                |             | Pressure; W/Booster System..... 71300                          |                 |                |             |
|                                      | Pressure.....   | 71299           |                |             | Return; W/Booster System.....                                  | 71299           |                |             |
|                                      | Return.....   | 71300           |                |             | <b>FORD V-8 401 ENG.; FORD V-8 477 ENG.; FORD V-8 534 ENG.</b> |                 |                |             |
| <b>LIGHT TRUCKS</b>                  | <b>C8000</b>  |                 |                |             | Pressure; W/Booster System..... 71300                          |                 |                |             |
|                                      | <b>1983-1982</b>  |                 |                |             | Return; W/Booster System..... 71302                            |                 |                |             |
|                                      | <b>CATERPILLAR 3208 DIESEL ENG.</b>   |                 |                |             | <b>1969-1965</b>   |                 |                |             |
|                                      | Cyl.; W/12,000 Lb. Axle.....  | ②71300          |                | ②39856      | <b>FORD 6-CYL. 240 ENG.; FORD 6-CYL. 300 ENG.</b>              |                 |                |             |
|                                      | Cyl.; W/16,000 Lb. Axle.....  | ②71302          |                | ②39856      | Pressure; W/Booster System.....                                | 71299           |                |             |
|                                      | Pressure - From Pump.....   | 71305           |                | 39856       | Reservoir; W/Booster System.....                               |                 |                | ✱           |
|                                      | Pressure - To Gear.....   | 71305           |                | 39856       | Return; W/Booster System.....                                  | 71303           |                |             |
| <b>MEDIUM/HEAVY TRUCKS</b>           | <b>1981-1976</b>  |                 |                |             | <b>FORD V-8 330 ENG.; FORD V-8 361 ENG.; FORD V-8 391 ENG.</b> |                 |                |             |
|                                      | <b>CATERPILLAR 3208 DIESEL ENG.</b>   |                 |                |             | Pressure; W/Booster System..... 71300                          |                 |                |             |
|                                      | Cyl.; W/12,000 Lb. Axle.....  | ②71300          |                | ②39856      | Return; W/Booster System.....                                  | 71299           |                |             |
|                                      | Cyl.; W/16,000 Lb. Axle.....  | ②71302          |                | ②39856      | <b>FORD V-8 401 ENG.; FORD V-8 477 ENG.; FORD V-8 534 ENG.</b> |                 |                |             |
|                                      | Pressure - From Pump.....   | 71305           |                | 39856       | Pressure; W/Booster System.....                                | 71300           |                |             |
|                                      | Pressure - To Gear.....   | 71305           |                | 39856       | Return; W/Booster System.....                                  | 71302           |                |             |
| <b>BUSES</b>                         | <b>1972</b>   |                 |                |             | <b>1964</b>  |                 |                |             |
|                                      | <b>CATERPILLAR V150 DIESEL ENG.; CATERPILLAR V175 DIESEL ENG.; CATERPILLAR V190 DIESEL ENG.; CATERPILLAR V290 DIESEL ENG.</b> |                 |                |             | <b>FORD 6-CYL. 262 ENG.</b>                                    |                 |                |             |
|                                      | Pressure.....   | 71299           |                |             | Pressure; W/Booster System.....                                | 71299           |                |             |
|                                      | Return.....   | 71300           |                |             | Reservoir; W/Booster System.....                               |                 |                | ✱           |
| <b>HOSE NUMERICAL</b>                | <b>1971</b>   |                 |                |             | <b>FORD V-8 330 ENG.; FORD V-8 361 ENG.; FORD V-8 391 ENG.</b> |                 |                |             |
|                                      | <b>CATERPILLAR V150 DIESEL ENG.; CATERPILLAR V175 DIESEL ENG.; CATERPILLAR V190 DIESEL ENG.; CATERPILLAR V290 DIESEL ENG.</b> |                 |                |             | Pressure; W/Booster System..... 71300                          |                 |                |             |
|                                      | Pressure.....   | 71299           |                |             | Return; W/Booster System.....                                  | 71299           |                |             |
|                                      | Return.....   | 71300           |                |             | <b>FORD V-8 401 ENG.; FORD V-8 477 ENG.; FORD V-8 534 ENG.</b> |                 |                |             |
| <b>REPAIR KITS</b>                   | <b>CUMMINS C SERIES 8.3 L DIESEL ENG.</b>   |                 |                |             | Pressure; W/Booster System..... 71300                          |                 |                |             |
|                                      | Pressure.....   | 71302           |                |             | Return; W/Booster System.....                                  | 71302           |                |             |
|                                      | Return.....   | 71304           |                |             | <b>1963-1961</b>   |                 |                |             |
| <b>KIT NUMERICAL</b>                 | <b>C SERIES</b>   |                 |                |             | <b>FORD 6-CYL. 262 ENG.</b>                                    |                 |                |             |
|                                      | <b>1970</b>   |                 |                |             | Pressure; W/Booster System..... 71299                          |                 |                |             |
|                                      | <b>CATERPILLAR V-8 573 DIESEL ENG.; CATERPILLAR V150 DIESEL ENG.; CATERPILLAR V175 DIESEL ENG.</b>                            |                 |                |             | Reservoir; W/Booster System.....                               |                 |                |             |
|                                      | Pressure.....   | 71299           |                |             | Return; W/Booster System.....                                  | 71303           |                | ✱           |
|                                      | Return.....   | 71300           |                |             | <b>FORD V-8 401 ENG.; FORD V-8 477 ENG.; FORD V-8 534 ENG.</b> |                 |                |             |
| <b>ILLUSTRATIONS</b>                 |   |                 |                |             | Pressure; W/Booster System..... 71300                          |                 |                |             |
|                                      |   |                 |                |             | Return; W/Booster System..... 71302                            |                 |                |             |

\* Cut From C.P.E. 3/8" I.D. Hose: 71350 (48"), 81352 (25').

† Cut From S.A.E. 11/32" I.D. Hose: 80062 (12"), 80063 (24"), 80064 (36"), 81353 (25').

★ Cut From S.A.E. 3/8" I.D. Hose: 71224 (24"), 71236 (36"), 71206 (48"), 81206 (25'). May Also Use 3/8" C.P.E.

♣ Cut From S.A.E. 5/8" I.D. Hose: 71351 (36").

□ Cut From 1/2" I.D. Suction Hose: 71296 (36"), 81354 (10').

⊕ Cut From 5/8" I.D. Suction Hose: 71207 (42"), 81355 (10').

✱ Cut From 3/4" I.D. Suction Hose: 71297 (36"), 81356 (10').

☆ See Page A14 For Pump or Gear Identification.

② Two Required.

③ Three Required.

④ Four Required.

≠ Cut To Fit.

✱ Replaces Both Upper and Lower Hose.

▲ 252660 Adaptor Required For Some Models.

✱ See Page A6 For Installation Procedure.

# Power Steering Hose for Medium and Heavy-Duty Trucks

| Application  | Assembly Number | Multi-Use Hose | End Fitting | Application   | Assembly Number | Multi-Use Hose | End Fitting |
|--|-----------------|----------------|-------------|---|-----------------|----------------|-------------|
| <b>FORD - Continued</b>  |                 |                |             | <b>FORD - Continued</b>   |                 |                |             |
| <b>CF6000</b>  |                 |                |             | <b>CLT9000 - Continued</b>  |                 |                |             |
| <b>1990-1988</b>   |                 |                |             | <b>1981-1980 - Continued</b>  |                 |                |             |
| FORD 6-CYL. 6.6 L DIESEL ENG.  |                 |                |             | CATERPILLAR 3406 DIESEL ENG.; CUMMINS 6-CYL. 14.0 L DIESEL ENG.; DETROIT DIESEL 6V-92 DIESEL ENG.; DETROIT DIESEL 8V-71 DIESEL ENG.; DETROIT DIESEL 8V-92 DIESEL ENG. - Continued   |                 |                |             |
| Pressure .....   | 80212           |                |             | Return; W/6000, 7000, 8000, 9000 Lb. Axle.....  | 71299           |                | 39854       |
| <b>CF7000</b>  |                 |                |             | <b>1979-1978</b>  |                 |                |             |
| <b>1993-1991</b>   |                 |                |             | <b>CATERPILLAR 3406 DIESEL ENG.; CUMMINS 6-CYL. 14.0 L DIESEL ENG.; CUMMINS 6-CYL. 18.8 L DIESEL ENG.; DETROIT DIESEL 6V-92 DIESEL ENG.; DETROIT DIESEL 8V-71 DIESEL ENG.; DETROIT DIESEL 8V-71N DIESEL ENG.; DETROIT DIESEL 8V-71T DIESEL ENG.; DETROIT DIESEL 8V-92 DIESEL ENG.</b> |                 |                |             |
| FORD 6-CYL. 6.6 L DIESEL ENG.; FORD 6-CYL. 7.8 L DIESEL ENG.   |                 |                |             | Pressure; Upper .....   |                 |                |             |
| Pressure .....   | 80212           |                |             | Pressure; Lower .....   | 71304           |                | 39854       |
| <b>1990-1988</b>   |                 |                |             | Return; W/6000, 7000, 8000, 9000 Lb. Axle.....  |                 |                |             |
| FORD 6-CYL. 6.6 L DIESEL ENG.  |                 |                |             | Pressure; Lower .....   | 71302           |                |             |
| Pressure .....   | 80212           |                |             | Return; W/6000, 7000, 8000, 9000 Lb. Axle.....  | 71299           |                | 39854       |
| <b>CF8000</b>  |                 |                |             | <b>CT700</b>  |                 |                |             |
| <b>1993-1991</b>   |                 |                |             | <b>1978-1976</b>  |                 |                |             |
| FORD 6-CYL. 6.6 L DIESEL ENG.; FORD 6-CYL. 7.8 L DIESEL ENG.   |                 |                |             | FORD V-8 330 ENG.; FORD V-8 361 ENG.; FORD V-8 391 ENG.   |                 |                |             |
| Pressure .....   | 80212           |                |             | Pressure - From Pump .....  | 71299           |                |             |
| <b>1990-1988</b>   |                 |                |             | Pressure - To Gear .....  |                 |                |             |
| FORD 6-CYL. 7.8 L DIESEL ENG.  |                 |                |             | Return - Cooler To Reservoir; W/6000, 7000, 8000, 9000 Lb. Axle.....  | ②71299          |                | ②39854      |
| Pressure .....   | 80212           |                |             | Return - Cooler To Reservoir; W/10,000, 12,000 Lb. Axle;  |                 |                |             |
| <b>CL9000</b>  |                 |                |             | W/16,000 Lb. Axle .....   |                 |                |             |
| <b>1981-1980</b>   |                 |                |             | Return - Gear To Reservoir.....   |                 |                |             |
| CUMMINS 6-CYL. 14.0 L DIESEL ENG.; DETROIT DIESEL 6V-92 DIESEL ENG.; DETROIT DIESEL 8V-71 DIESEL ENG.  |                 |                |             | Pressure .....  | ②71299          |                | ②39858      |
| Pressure; Upper .....  | 71304           |                | 39854       | Return - Gear To Reservoir.....   | 71299           |                | 39854       |
| Pressure; Lower .....  | 71302           |                |             | <b>1975-1973</b>  |                 |                |             |
| Return; W/6000, 7000, 8000, 9000 Lb. Axle.....   | 71299           |                | 39854       | FORD V-8 330 ENG.; FORD V-8 361 ENG.; FORD V-8 391 ENG.   |                 |                |             |
| <b>1979-1978</b>   |                 |                |             | Cyl. - Left Turn .....  |                 |                |             |
| CATERPILLAR 3406 DIESEL ENG.; CUMMINS 6-CYL. 14.0 L DIESEL ENG.; CUMMINS 6-CYL. 18.8 L DIESEL ENG.; DETROIT DIESEL 6V-92 DIESEL ENG.; DETROIT DIESEL 8V-71 DIESEL ENG.; DETROIT DIESEL 8V-71N DIESEL ENG.; DETROIT DIESEL 8V-71T DIESEL ENG.; DETROIT DIESEL 8V-92 DIESEL ENG. |                 |                |             | Cyl. - Right Turn .....   |                 |                |             |
| Pressure; Upper .....  | 71304           |                | 39854       | <b>1972-1971</b>  |                 |                |             |
| Pressure; Lower .....  | 71302           |                |             | FORD V-8 330 ENG.; FORD V-8 361 ENG.; FORD V-8 391 ENG.   |                 |                |             |
| Return; W/6000, 7000, 8000, 9000 Lb. Axle.....   | 71299           |                | 39854       | Pressure; W/Booster System.....   |                 |                |             |
| <b>CLT9000</b>   |                 |                |             | Return; W/Booster System .....  |                 |                |             |
| <b>1981-1980</b>   |                 |                |             | <b>CT750</b>  |                 |                |             |
| CATERPILLAR 3406 DIESEL ENG.; CUMMINS 6-CYL. 14.0 L DIESEL ENG.; DETROIT DIESEL 6V-92 DIESEL ENG.; DETROIT DIESEL 8V-71 DIESEL ENG.; DETROIT DIESEL 8V-92 DIESEL ENG.  |                 |                |             | <b>1978-1976</b>  |                 |                |             |
| Pressure; Upper .....  | 71304           |                | 39854       | FORD V-8 330 ENG.; FORD V-8 361 ENG.; FORD V-8 391 ENG.   |                 |                |             |
| Pressure; Lower .....  | 71302           |                |             | Pressure - From Pump .....  |                 |                |             |
| Return; W/6000, 7000, 8000, 9000 Lb. Axle.....   | 71299           |                | 39854       | Pressure - To Gear .....  |                 |                |             |
| <b>CLT9000</b>   |                 |                |             | Return - Cooler To Reservoir; W/6000, 7000, 8000, 9000 Lb. Axle.....  |                 |                |             |
| <b>1981-1980</b>   |                 |                |             | Return - Cooler To Reservoir; W/10,000, 12,000 Lb. Axle;  |                 |                |             |
| CATERPILLAR 3406 DIESEL ENG.; CUMMINS 6-CYL. 14.0 L DIESEL ENG.; DETROIT DIESEL 6V-92 DIESEL ENG.; DETROIT DIESEL 8V-71 DIESEL ENG.; DETROIT DIESEL 8V-92 DIESEL ENG.  |                 |                |             | W/16,000 Lb. Axle .....   |                 |                |             |
| Pressure; Upper .....  | 71304           |                | 39854       | Return - Gear To Reservoir.....   |                 |                |             |
| Pressure; Lower .....  | 71302           |                |             | <b>1978-1976</b>  |                 |                |             |
| Return; W/6000, 7000, 8000, 9000 Lb. Axle.....   | 71299           |                | 39854       | FORD V-8 330 ENG.; FORD V-8 361 ENG.; FORD V-8 391 ENG.   |                 |                |             |

SYSTEM PUMP & GEAR IDENT.

SYSTEM & COMPONENT IDENT.

PASS. CARS

LIGHT TRUCKS

MEDIUM/HEAVY TRUCKS

BUSES

HOSE NUMERICAL

REPAIR KITS

KIT NUMERICAL

ILLUSTRATIONS

\* Cut From C.P.E. 3/8" I.D. Hose: 71350 (48"), 81352 (25').  
 † Cut From S.A.E. 11/32" I.D. Hose: 80062 (12"), 80063 (24"), 80064 (36"), 81353 (25').  
 ‡ Cut From S.A.E. 3/8" I.D. Hose: 71224 (24"), 71236 (36"), 71206 (48"), 81206 (25'). May Also Use 3/8" C.P.E.  
 ★ Cut From S.A.E. 5/8" I.D. Hose: 71351 (36").  
 □ Cut From 1/2" I.D. Suction Hose: 71296 (36"), 81354 (10').  
 ◊ Cut From 5/8" I.D. Suction Hose: 71207 (42"), 81355 (10').  
 ✱ Cut From 3/4" I.D. Suction Hose: 71297 (36"), 81356 (10').  
 ☆ See Page A14 For Pump or Gear Identification.

② Two Required.  
 ③ Three Required.  
 ④ Four Required.  
 < Cut To Fit.  
 ☉ Replaces Both Upper and Lower Hose.  
 ▲ 252660 Adaptor Required For Some Models.  
 ✦ See Page A6 For Installation Procedure.

# Power Steering Hose for Medium and Heavy-Duty Trucks

**SYSTEM  
PUMP &  
GEAR  
IDENT.**

**SYSTEM &  
COM-  
PONENT  
IDENT.**

**PASS.  
CARS**

**LIGHT  
TRUCKS**

**MEDIUM/  
HEAVY  
TRUCKS**

**BUSES**

**HOSE  
NUMER-  
ICAL**

**REPAIR  
KITS**

**KIT  
NUMER-  
ICAL**

**ILLUST-  
RATIONS**

| Application   | Assembly Number | Multi-Use Hose | End Fitting | Application   | Assembly Number | Multi-Use Hose | End Fitting |
|---|-----------------|----------------|-------------|---|-----------------|----------------|-------------|
| <b>FORD - Continued</b>   |                 |                |             | <b>FORD - Continued</b>   |                 |                |             |
| <b>CT750 - Continued</b>  |                 |                |             | <b>CT850 - Continued</b>  |                 |                |             |
| <b>1975-1973</b>  |                 |                |             | <b>1975-1973</b>  |                 |                |             |
| <b>FORD V-8 330 ENG.; FORD V-8 361 ENG.; FORD V-8 391 ENG.</b>                  |                 |                |             | <b>FORD V-8 401 ENG.; FORD V-8 477 ENG.; FORD V-8 534 ENG.</b>                    |                 |                |             |
| Cyl. - Left Turn.....   | 71300           |                |             | Cyl. - Left Turn; W/Booster System.....   | 71300           |                |             |
| Cyl. - Right Turn.....  | 71299           |                |             | Cyl. - Right Turn; W/Booster System.....  | 71302           |                |             |
| <b>1972-1971</b>  |                 |                |             | <b>1972-1971</b>  |                 |                |             |
| <b>FORD V-8 330 ENG.; FORD V-8 361 ENG.; FORD V-8 391 ENG.</b>                  |                 |                |             | <b>FORD V-8 401 ENG.; FORD V-8 477 ENG.; FORD V-8 534 ENG.</b>                    |                 |                |             |
| Pressure; W/Booster System.....   | 71300           |                |             | Pressure; W/Booster System.....   | 71300           |                |             |
| Return; W/Booster System.....   | 71299           |                |             | Return; W/Booster System.....   | 71302           |                |             |
| <b>CT800</b>  |                 |                |             | <b>CT900</b>  |                 |                |             |
| <b>1979</b>   |                 |                |             | <b>1980</b>   |                 |                |             |
| <b>FORD V-8 370 ENG.; FORD V-8 429 ENG.</b>                                     |                 |                |             | <b>FORD V-8 7.8 L ENG.; FORD V-8 8.8 L ENG.</b>                                   |                 |                |             |
| Cyl.; W/Booster System; W/12,000 Lb. Axle.....                                  | ②71300          |                | ②39856      | Pressure - From Pump.....   | 71305           |                | 39856       |
| Cyl.; W/Booster System; W/16,000 Lb. Axle.....                                  | ②71302          |                | ②39856      | Pressure - To Gear.....   | 71305           |                |             |
| Pressure - To Gear; W/Booster System  | 71305           |                | 39856       | Return - Cooler To Reservoir; W/6000, 7000, 8000, 9000 Lb. Axle.....              | ②71299          |                | ②39854      |
| <b>1978-1976</b>  |                 |                |             | <b>CT950</b>  |                 |                |             |
| <b>FORD V-8 330 ENG.; FORD V-8 361 ENG.; FORD V-8 391 ENG.</b>                  |                 |                |             | <b>1979-1976</b>  |                 |                |             |
| Pressure - From Pump.....   | 71299           |                |             | <b>FORD V-8 401 ENG.; FORD V-8 475 ENG.; FORD V-8 477 ENG.; FORD V-8 534 ENG.</b> |                 |                |             |
| Pressure - To Gear.....   | 71305           |                | 39856       | Pressure - From Pump.....   | 71305           |                | 39856       |
| Return - Cooler To Reservoir; W/6000, 7000, 8000, 9000 Lb. Axle.....            | ②71299          |                | ②39854      | Pressure - To Gear.....   | 71305           |                |             |
| Return - Cooler To Reservoir; W/10,000, 12,000 Lb. Axle; W/16,000 Lb. Axle..... | ②71299          |                | ②39858      | Return - Cooler To Reservoir; W/6000, 7000, 8000, 9000 Lb. Axle.....              | ②71299          |                | ②39854      |
| Return - Gear To Reservoir.....   | 71299           |                | 39854       | Return - Cooler To Reservoir; W/10,000, 12,000 Lb. Axle; W/16,000 Lb. Axle.....   | ②71299          |                | ②39858      |
| <b>1975-1973</b>  |                 |                |             | <b>1975-1973</b>  |                 |                |             |
| <b>FORD V-8 330 ENG.; FORD V-8 361 ENG.; FORD V-8 391 ENG.</b>                  |                 |                |             | <b>FORD V-8 401 ENG.; FORD V-8 477 ENG.; FORD V-8 534 ENG.</b>                    |                 |                |             |
| Cyl. - Left Turn.....   | 71300           |                |             | Cyl. - Left Turn; W/Booster System.....   | 71300           |                |             |
| Cyl. - Right Turn.....  | 71299           |                |             | Cyl. - Right Turn; W/Booster System.....  | 71302           |                |             |
| <b>1972-1971</b>  |                 |                |             | <b>1972-1971</b>  |                 |                |             |
| <b>FORD V-8 330 ENG.; FORD V-8 361 ENG.; FORD V-8 391 ENG.</b>                  |                 |                |             | <b>FORD V-8 401 ENG.; FORD V-8 477 ENG.; FORD V-8 534 ENG.</b>                    |                 |                |             |
| Pressure; W/Booster System.....   | 71300           |                |             | Pressure; W/Booster System.....   | 71300           |                |             |
| Return; W/Booster System.....   | 71299           |                |             | Return; W/Booster System.....   | 71302           |                |             |
| <b>CT850</b>  |                 |                |             | <b>1972-1971</b>  |                 |                |             |
| <b>1979-1976</b>  |                 |                |             | <b>FORD V-8 401 ENG.; FORD V-8 477 ENG.; FORD V-8 534 ENG.</b>                    |                 |                |             |
| Pressure - From Pump.....   | 71305           |                | 39856       | Pressure - From Pump.....   | 71305           |                | 39856       |
| Pressure - To Gear.....   | 71305           |                |             | Pressure - To Gear.....   | 71305           |                |             |
| Return - Cooler To Reservoir; W/6000, 7000, 8000, 9000 Lb. Axle.....            | ②71299          |                | ②39854      | Return - Cooler To Reservoir; W/6000, 7000, 8000, 9000 Lb. Axle.....              | ②71299          |                | ②39854      |
| Return - Cooler To Reservoir; W/10,000, 12,000 Lb. Axle; W/16,000 Lb. Axle..... | ②71299          |                | ②39858      | Return - Cooler To Reservoir; W/10,000, 12,000 Lb. Axle; W/16,000 Lb. Axle.....   | ②71299          |                | ②39858      |
| Return - Gear To Reservoir.....   | 71299           |                | 39854       | Return - Gear To Reservoir.....   | 71299           |                | 39854       |
| <b>1983-1982</b>  |                 |                |             | <b>CT8000</b>   |                 |                |             |
| <b>CATERPILLAR 3208 DIESEL ENG.</b>   |                 |                |             | <b>1983-1982</b>  |                 |                |             |
| Cyl.; W/12,000 Lb. Axle.....  | ②71300          |                | ②39856      | <b>CATERPILLAR 3208 DIESEL ENG.</b>   |                 |                |             |
| Cyl.; W/16,000 Lb. Axle.....  | ②71302          |                | ②39856      | Cyl.; W/12,000 Lb. Axle.....  | ②71300          |                | ②39856      |
| Pressure - From Pump.....   | 71305           |                | 39856       | Cyl.; W/16,000 Lb. Axle.....  | ②71302          |                | ②39856      |
| Pressure - To Gear.....   | 71305           |                | 39856       | Pressure - From Pump.....   | 71305           |                | 39856       |

\* Cut From C.P.E. 3/8" I.D. Hose: 71350 (48"), 81352 (25').  
 † Cut From S.A.E. 11/32" I.D. Hose: 80062 (12"), 80063 (24"), 80064 (36"), 81353 (25').  
 ★ Cut From S.A.E. 3/8" I.D. Hose: 71224 (24"), 71236 (36"), 71206 (48"), 81206 (25'). May Also Use 3/8" C.P.E.  
 ♣ Cut From S.A.E. 5/8" I.D. Hose: 71351 (36").  
 □ Cut From 1/2" I.D. Suction Hose: 71296 (36"), 81354 (10').  
 † Cut From 5/8" I.D. Suction Hose: 71207 (42"), 81355 (10').  
 \* Cut From 3/4" I.D. Suction Hose: 71297 (36"), 81356 (10').  
 ☆ See Page A14 For Pump or Gear Identification.

② Two Required.  
 ③ Three Required.  
 ④ Four Required.  
 < Cut To Fit.  
 ⊗ Replaces Both Upper and Lower Hose.  
 ▲ 252660 Adaptor Required For Some Models.  
 ✦ See Page A6 For Installation Procedure.

# Power Steering Hose for Medium and Heavy-Duty Trucks

| Application   | Assembly Number | Multi-Use Hose | End Fitting | Application  | Assembly Number | Multi-Use Hose | End Fitting |
|---|-----------------|----------------|-------------|--|-----------------|----------------|-------------|
| <b>FORD - Continued</b>   |                 |                |             | <b>FORD - Continued</b>  |                 |                |             |
| <b>CT8000 - Continued</b>   |                 |                |             | <b>F500 - Continued</b>  |                 |                |             |
| <b>1981-1976</b>  |                 |                |             | <b>1973 - Continued</b>  |                 |                |             |
| <b>CATERPILLAR 3208 DIESEL ENG.</b>   |                 |                |             | <b>FORD V-8 330 ENG.; FORD V-8 359 ENG.; FORD V-8 361 ENG.; FORD V-8 389 ENG.; FORD V-8 391 ENG.</b> |                 |                |             |
| Cyl.; W/12,000 Lb. Axle.....  | ②71300          |                | ②39856      | Pressure .....   | 71303           |                | 39856       |
| Cyl.; W/16,000 Lb. Axle.....  | ②71302          |                | ②39856      | Return .....   | 71302           |                | 39856       |
| Pressure - From Pump.....   | 71305           |                | 39856       | <b>1972-1971</b>   |                 |                |             |
| Pressure - To Gear.....   | 71305           |                | 39856       | <b>FORD 6-CYL. 240 ENG.; FORD 6-CYL. 300 ENG.</b>  |                 |                |             |
| Return - From Gear.....   | 71299           |                | 39854       | Pressure .....   | 71304           |                |             |
| Return - Cooler To Reservoir.....   | 71302           |                |             | Return .....   | 71299           |                |             |
| <b>1972-1971</b>  |                 |                |             | <b>FORD V-8 330 ENG.; FORD V-8 359 ENG.; FORD V-8 361 ENG.; FORD V-8 389 ENG.; FORD V-8 391 ENG.</b> |                 |                |             |
| <b>CATERPILLAR V150 DIESEL ENG.; CATERPILLAR V175 DIESEL ENG.; CATERPILLAR V190 DIESEL ENG.; CATERPILLAR V290 DIESEL ENG.</b> |                 |                |             | Cyl. - Left Turn.....  |                 |                |             |
| Pressure .....  | 71299           |                |             |  | 71304           |                | ②39856      |
| Return.....   | 71300           |                |             | Cyl. - Right Turn .....  | 71304           |                |             |
| <b>E350</b>   |                 |                |             | Pressure .....   |                 |                |             |
| <b>1989</b>   |                 |                |             | 71304  |                 |                |             |
| <b>FORD V-8 5.8 L ENG.</b>  |                 |                |             | Return .....   |                 |                |             |
| Pressure .....  | 71202           |                | ★10"        | <b>F600</b>  |                 |                |             |
| Return.....   |                 |                |             | <b>1994-1992</b>   |                 |                |             |
| <b>FORD V-8 7.5 L ENG.</b>  |                 |                |             | <b>FORD V-8 7.0 L ENG.</b>   |                 |                |             |
| Pressure .....  | 70425           |                | ★10"        | Pressure; W/6000, 7000, 8000, 9000   |                 |                |             |
| Return.....   |                 |                |             | Lb. Axle; W/Bendix Stg. Gear .....   | 80213           |                |             |
| <b>F500</b>   |                 |                |             | <b>1991-1990</b>   |                 |                |             |
| <b>1979</b>   |                 |                |             | <b>FORD V-8 6.1 L ENG.; FORD V-8 7.0 L ENG.</b>  |                 |                |             |
| <b>FORD 6-CYL. 240 ENG.; FORD 6-CYL. 300 ENG.</b>   |                 |                |             | Pressure; W/6000, 7000, 8000, 9000   |                 |                |             |
| Pressure .....  | 71304           |                |             | Lb. Axle; W/Bendix Stg. Gear .....   | 80213           |                |             |
| Reservoir .....   |                 | ✱              |             | <b>1989</b>  |                 |                |             |
| Return.....   | 71300           |                |             | <b>FORD V-8 6.1 L ENG.; FORD V-8 7.0 L ENG.</b>  |                 |                |             |
| <b>1978-1977</b>  |                 |                |             | Pressure; W/6000, 7000, 8000, 9000   |                 |                |             |
| <b>FORD 6-CYL. 240 ENG.; FORD 6-CYL. 300 ENG.</b>   |                 |                |             | Lb. Axle; W/Bendix Stg. Gear; Dec.   |                 |                |             |
| Pressure .....  | 71304           |                |             | 1 & Newer .....  | 80213           |                |             |
| Reservoir .....   |                 | ✱              |             | Pressure; W/10,000, 12,000 Lb. Axle ...  | 80213           |                |             |
| Return.....   | 71300           |                |             | <b>1988</b>  |                 |                |             |
| <b>FORD V-8 330 ENG.; FORD V-8 359 ENG.; FORD V-8 361 ENG.; FORD V-8 389 ENG.; FORD V-8 391 ENG.</b>                          |                 |                |             | <b>FORD V-8 6.1 L ENG.</b>   |                 |                |             |
| Pressure .....  | 71303           |                | 39856       | Pressure; W/6000, 7000, 8000, 9000   |                 |                |             |
| Return.....   | 71302           |                | 39856       | Lb. Axle; W/Bendix Stg. Gear; Dec.   |                 |                |             |
| <b>1976-1974</b>  |                 |                |             | 1 & Newer .....  |                 |                |             |
| <b>FORD 6-CYL. 240 ENG.; FORD 6-CYL. 300 ENG.</b>   |                 |                |             | 80213  |                 |                |             |
| Pressure .....  | 71304           |                |             | <b>1987-1986</b>   |                 |                |             |
| Reservoir .....   |                 | ✱              |             | <b>DETROIT DIESEL V-8 8.2 L DIESEL ENG.</b>  |                 |                |             |
| Return.....   | 71300           |                |             | Pressure; W/O 5500 Lb. Axle.....   | 91941           |                |             |
| <b>FORD V-8 330 ENG.; FORD V-8 359 ENG.; FORD V-8 361 ENG.; FORD V-8 389 ENG.; FORD V-8 391 ENG.</b>                          |                 |                |             | <b>FORD V-8 6.1 L ENG.</b>   |                 |                |             |
| Pressure .....  | 71303           |                | 39856       | Pressure; W/5500 Lb. Axle.....   | 91930           |                |             |
| Return.....   | 71302           |                | 39856       | Pressure; W/Cross Member Mtd. Oil  |                 |                |             |
| <b>1973</b>   |                 |                |             | Cooler .....   |                 |                |             |
| <b>FORD 6-CYL. 240 ENG.; FORD 6-CYL. 300 ENG.</b>   |                 |                |             | 91946  |                 |                |             |
| Pressure .....  | 71304           |                |             | Pressure; W/7000, 9000 Lb. Axle;   |                 |                |             |
| Reservoir .....   |                 | ✱              |             | W/Split Hyd. Brakes.....   | 91946           |                |             |
| Return.....   | 71300           |                |             | Pressure; W/7000 Lb. Axle; W/Air   |                 |                |             |
| <b>1973</b>   |                 |                |             | Brakes; W/Single Hyd. Brakes.....  |                 |                |             |
| <b>FORD 6-CYL. 240 ENG.; FORD 6-CYL. 300 ENG.</b>   |                 |                |             | 91930  |                 |                |             |
| Pressure .....  | 71304           |                |             | <b>1985</b>  |                 |                |             |
| Reservoir .....   |                 | ✱              |             | <b>DETROIT DIESEL V-8 8.2 L DIESEL ENG.</b>  |                 |                |             |
| Return.....   | 71300           |                |             | Pressure; W/O 5500 Lb. Axle.....   | 91941           |                |             |
| <b>1973</b>   |                 |                |             | <b>FORD V-8 6.1 L ENG.</b>   |                 |                |             |
| <b>FORD 6-CYL. 240 ENG.; FORD 6-CYL. 300 ENG.</b>   |                 |                |             | Pressure; W/5500 Lb. Axle; Ser. No.  |                 |                |             |
| Pressure .....  | 71304           |                |             | HG5.001 & After .....  | 91930           |                |             |
| Reservoir .....   |                 | ✱              |             | <b>1985</b>  |                 |                |             |
| Return.....   | 71300           |                |             | <b>DETROIT DIESEL V-8 8.2 L DIESEL ENG.</b>  |                 |                |             |

SYSTEM PUMP & GEAR IDENT.

SYSTEM & COMPONENT IDENT.

PASS. CARS

LIGHT TRUCKS

MEDIUM/HEAVY TRUCKS

BUSES

HOSE NUMERICAL

REPAIR KITS

KIT NUMERICAL

ILLUSTRATIONS

✱ Cut From C.P.E. 3/8" I.D. Hose: 71350 (48"), 81352 (25').  
 † Cut From S.A.E. 11/32" I.D. Hose: 80062 (12"), 80063 (24"), 80064 (36"), 81353 (25').  
 ✱ Cut From S.A.E. 3/8" I.D. Hose: 71224 (24"), 71236 (36"), 71206 (48"), 81206 (25'). May Also Use 3/8" C.P.E.  
 ✱ Cut From S.A.E. 5/8" I.D. Hose: 71351 (36").  
 □ Cut From 1/2" I.D. Suction Hose: 71296 (36"), 81354 (10').  
 † Cut From 5/8" I.D. Suction Hose: 71207 (42"), 81355 (10').  
 ✱ Cut From 3/4" I.D. Suction Hose: 71297 (36"), 81356 (10').  
 ☆ See Page A14 For Pump or Gear Identification.

② Two Required.  
 ③ Three Required.  
 ④ Four Required.  
 ✱ Cut To Fit.  
 ✱ Replaces Both Upper and Lower Hose.  
 ▲ 252660 Adaptor Required For Some Models.  
 ✱ See Page A6 For Installation Procedure.

# Power Steering Hose for Medium and Heavy-Duty Trucks

|                                      | Application  | Assembly Number | Multi-Use Hose | End Fitting | Application  | Assembly Number | Multi-Use Hose | End Fitting |
|--------------------------------------|--|-----------------|----------------|-------------|--|-----------------|----------------|-------------|
| <b>SYSTEM PUMP &amp; GEAR IDENT.</b> | <b>FORD - Continued</b>  |                 |                |             | <b>FORD - Continued</b>  |                 |                |             |
| <b>SYSTEM &amp; COMPONENT IDENT.</b> | <b>F600 - Continued</b>  |                 |                |             | <b>F600 - Continued</b>  |                 |                |             |
| <b>PASS. CARS</b>                    | <b>1985 - Continued</b>  |                 |                |             | <b>1976-1974 - Continued</b>   |                 |                |             |
| <b>LIGHT TRUCKS</b>                  | <b>FORD V-8 6.1 L ENG. - Continued</b>   |                 |                |             | <b>FORD 6-CYL. 240 ENG.; FORD 6-CYL. 300 ENG. - Continued</b>  |                 |                |             |
| <b>MEDIUM/HEAVY TRUCKS</b>           | Pressure; W/Cross Member Mtd. Oil Cooler.....  | 91946           |                |             | Reservoir.....   |                 | *              |             |
| <b>BUSES</b>                         | Pressure; W/7000 Lb. Axle; W/Air Brakes; W/Single Hyd. Brakes; Ser. No. HG5.001 & After.....         | 91946           |                |             | Return.....  | 71300           |                |             |
| <b>HOSE NUMERICAL</b>                | Pressure; W/7000, 9000 Lb. Axle; W/Split Hyd. Brakes.....  | 91946           |                |             | <b>FORD V-8 330 ENG.; FORD V-8 359 ENG.; FORD V-8 361 ENG.; FORD V-8 389 ENG.; FORD V-8 391 ENG.</b> |                 |                |             |
| <b>REPAIR KITS</b>                   | <b>1984</b>  |                 |                |             | Cyl. - Left Turn; W/4WD.....   | 71299           |                | 39857       |
| <b>KIT NUMERICAL</b>                 | <b>DETROIT DIESEL V-8 8.2 L DIESEL ENG.</b>  |                 |                |             | Cyl. - Right Turn; W/4WD.....  | 71299           |                | 39856       |
| <b>ILLUSTRATIONS</b>                 | Pressure; W/O 5500 Lb. Axle; Feb. & Newer.....   | 91941           |                |             | Pressure; W/2WD.....   | 71303           |                | 39856       |
|                                      | <b>FORD V-8 6.1 L ENG.</b>   |                 |                |             | Pressure; W/4WD.....   | 71304           |                |             |
|                                      | Pressure; W/5500 Lb. Axle; Ser. No. HG5.001 & After.....   | 91930           |                |             | <b>1973</b>  |                 |                |             |
|                                      | Pressure; W/Cross Member Mtd. Oil Cooler.....  | 91946           |                |             | <b>FORD 6-CYL. 240 ENG.; FORD 6-CYL. 300 ENG.</b>  |                 |                |             |
|                                      | Pressure; W/7000 Lb. Axle; W/Air Brakes; W/Single Hyd. Brakes; Ser. No. HG5.001 & After.....         | 91946           |                |             | Pressure.....  | 71304           |                |             |
|                                      | Pressure; W/7000, 9000 Lb. Axle; W/Split Hyd. Brakes; Dec. 1 & Newer.....                            | 91946           |                |             | Reservoir.....   |                 | *              |             |
|                                      | <b>1983-1980</b>   |                 |                |             | Return.....  | 71300           |                |             |
|                                      | <b>FORD V-8 6.1 L ENG.</b>   |                 |                |             | <b>FORD V-8 330 ENG.</b>   |                 |                |             |
|                                      | Pressure; W/5500 Lb. Axle; Ser. No. HG5.001 & After.....   | 91930           |                |             | Cyl. - Left Turn; W/2WD.....   | 71304           |                | 39856       |
|                                      | Pressure; W/Cross Member Mtd. Oil Cooler.....  | 91946           |                |             | Cyl. - Right Turn; W/2WD.....  | 71304           |                |             |
|                                      | Pressure; W/7000 Lb. Axle; W/Air Brakes; W/Single Hyd. Brakes; Ser. No. HG5.001 & After.....         | 91946           |                |             | Cyl.; W/4WD.....   | ②71299          |                | ②39857      |
|                                      | <b>1979</b>  |                 |                |             | Pressure; W/2WD.....   | 71303           |                | 39856       |
|                                      | <b>FORD 6-CYL. 240 ENG.; FORD 6-CYL. 300 ENG.</b>  |                 |                |             | Pressure; W/4WD.....   | 71304           |                |             |
|                                      | Pressure.....  | 71304           |                |             | Return; W/4WD.....   | 71300           |                |             |
|                                      | Reservoir.....   |                 |                |             | <b>FORD V-8 359 ENG.; FORD V-8 361 ENG.; FORD V-8 389 ENG.; FORD V-8 391 ENG.</b>                    |                 |                |             |
|                                      | Return.....  | 71300           |                |             | Cyl. - Left Turn; W/2WD.....   | 71304           |                | 39856       |
|                                      | <b>FORD V-8 370 ENG.; FORD V-8 429 ENG.</b>  |                 |                |             | Cyl. - Right Turn; W/2WD.....  | 71304           |                |             |
|                                      | Cyl. - Left Turn.....  | 71299           |                | 39857       | Pressure; W/2WD.....   | 71303           |                | 39856       |
|                                      | Cyl. - Right Turn.....   | 71299           |                | 39856       | Pressure; W/4WD.....   | 71304           |                |             |
|                                      | Pressure; W/4WD.....   | 71304           |                |             | Return; W/4WD.....   | 71300           |                |             |
|                                      | Return; W/4WD.....   | 71300           |                |             | <b>1972-1971</b>   |                 |                |             |
|                                      | <b>1978-1977</b>   |                 |                |             | <b>FORD 6-CYL. 240 ENG.; FORD 6-CYL. 300 ENG.</b>  |                 |                |             |
|                                      | <b>FORD 6-CYL. 240 ENG.; FORD 6-CYL. 300 ENG.</b>  |                 |                |             | Pressure.....  | 71304           |                |             |
|                                      | Pressure.....  | 71304           |                |             | Return.....  | 71299           |                |             |
|                                      | Reservoir.....   |                 |                |             | <b>FORD V-8 330 ENG.; FORD V-8 359 ENG.; FORD V-8 361 ENG.; FORD V-8 389 ENG.; FORD V-8 391 ENG.</b> |                 |                |             |
|                                      | Return.....  | 71300           |                |             | Cyl. - Left Turn.....  | 71304           |                | ②39856      |
|                                      | <b>FORD V-8 330 ENG.; FORD V-8 359 ENG.; FORD V-8 361 ENG.; FORD V-8 389 ENG.; FORD V-8 391 ENG.</b> |                 |                |             | Cyl. - Right Turn.....   | 71304           |                |             |
|                                      | Cyl. - Left Turn.....  | 71299           |                | 39857       | Pressure.....  | 71304           |                |             |
|                                      | Cyl. - Right Turn.....   | 71299           |                | 39856       | Return.....  | 71302           |                | 39856       |
|                                      | Pressure; W/4WD.....   | 71304           |                |             | <b>F700</b>  |                 |                |             |
|                                      | Return; W/2WD.....   | 71302           |                | 39856       | <b>1995-1992</b>   |                 |                |             |
|                                      | <b>1976-1974</b>   |                 |                |             | <b>FORD V-8 7.0 L ENG.</b>   |                 |                |             |
|                                      | <b>FORD 6-CYL. 240 ENG.; FORD 6-CYL. 300 ENG.</b>  |                 |                |             | Pressure; W/6000, 7000, 8000, 9000 Lb. Axle; W/Bendix Stg. Gear.....                                 | 80213           |                |             |
|                                      | Pressure.....  | 71304           |                |             | <b>1991-1990</b>   |                 |                |             |
|                                      | <b>FORD 6-CYL. 240 ENG.; FORD 6-CYL. 300 ENG.</b>  |                 |                |             | <b>FORD V-8 6.1 L ENG.; FORD V-8 7.0 L ENG.</b>  |                 |                |             |
|                                      | Pressure.....  | 71304           |                |             | Pressure; W/6000, 7000, 8000, 9000 Lb. Axle; W/Bendix Stg. Gear.....                                 | 80213           |                |             |
|                                      | <b>1976-1974</b>   |                 |                |             | <b>1989</b>  |                 |                |             |
|                                      | <b>FORD 6-CYL. 240 ENG.; FORD 6-CYL. 300 ENG.</b>  |                 |                |             | <b>FORD V-8 6.1 L ENG.; FORD V-8 7.0 L ENG.</b>  |                 |                |             |
|                                      | Pressure.....  | 71304           |                |             | Pressure; W/6000, 7000, 8000, 9000 Lb. Axle; W/Bendix Stg. Gear.....                                 | 80213           |                |             |
|                                      | <b>1976-1974</b>   |                 |                |             | Pressure; W/10,000, 12,000 Lb. Axle.....   | 80213           |                |             |
|                                      | <b>FORD 6-CYL. 240 ENG.; FORD 6-CYL. 300 ENG.</b>  |                 |                |             |  |                 |                |             |
|                                      | Pressure.....  | 71304           |                |             |  |                 |                |             |

\* Cut From C.P.E. 3/8" I.D. Hose: 71350 (48"), 81352 (25').  
 † Cut From S.A.E. 11/32" I.D. Hose: 80062 (12"), 80063 (24"), 80064 (36"), 81353 (25').  
 ★ Cut From S.A.E. 3/8" I.D. Hose: 71224 (24"), 71236 (36"), 71206 (48"), 81206 (25'). May Also Use 3/8" C.P.E.  
 ♣ Cut From S.A.E. 5/8" I.D. Hose: 71351 (36").  
 □ Cut From 1/2" I.D. Suction Hose: 71296 (36"), 81354 (10').  
 † Cut From 5/8" I.D. Suction Hose: 71207 (42"), 81355 (10').  
 \* Cut From 3/4" I.D. Suction Hose: 71297 (36"), 81356 (10').  
 ☆ See Page A14 For Pump or Gear Identification.

② Two Required.  
 ③ Three Required.  
 ④ Four Required.  
 ✂ Cut To Fit.  
 ♣ Replaces Both Upper and Lower Hose.  
 ▲ 252660 Adaptor Required For Some Models.  
 ✦ See Page A6 For Installation Procedure.



# Power Steering Hose for Medium and Heavy-Duty Trucks

| Application  | Assembly Number | Multi-Use Hose | End Fitting | Application  | Assembly Number | Multi-Use Hose | End Fitting |
|--|-----------------|----------------|-------------|--|-----------------|----------------|-------------|
| <b>FORD - Continued</b>  |                 |                |             | <b>FORD - Continued</b>  |                 |                |             |
| <b>F700 - Continued</b>  |                 |                |             | <b>F700 - Continued</b>  |                 |                |             |
| <b>1988</b>  |                 |                |             | <b>1979 - Continued</b>  |                 |                |             |
| <b>FORD V-8 6.1 L ENG.; FORD V-8 7.0 L ENG.</b>  |                 |                |             | <b>FORD V-8 370 ENG.; FORD V-8 429 ENG. - Continued</b>  |                 |                |             |
| Pressure; W/6000, 7000, 8000, 9000 Lb. Axle; W/Bendix Stg. Gear; Dec. 1 & Newer.....         |                 |                |             | Pressure; W/4WD.....   |                 |                |             |
|  | 80213           |                |             | 71304  |                 |                |             |
| Pressure; W/10,000, 12,000 Lb. Axle....  |                 |                |             | Return; W/4WD.....   |                 |                |             |
|  | 80213           |                |             | 71300  |                 |                |             |
| <b>1987-1986</b>   |                 |                |             | <b>1978-1977</b>   |                 |                |             |
| <b>DETROIT DIESEL V-8 8.2 L DIESEL ENG.</b>  |                 |                |             | <b>FORD V-8 330 ENG.; FORD V-8 359 ENG.; FORD V-8 361 ENG.; FORD V-8 389 ENG.; FORD V-8 391 ENG.</b>   |                 |                |             |
| Pressure; W/O 5500 Lb. Axle.....   |                 |                |             | Pressure.....  |                 |                |             |
|  | 91941           |                |             | 71303  |                 | 39856          |             |
| <b>FORD V-8 6.1 L ENG.; FORD V-8 7.0 L ENG.</b>  |                 |                |             | Return.....  |                 |                |             |
| Pressure; W/5500 Lb. Axle.....   |                 |                |             | 71302  |                 | 39856          |             |
| Pressure; W/Cross Member Mtd. Oil Cooler.....  |                 |                |             | <b>1976-1974</b>   |                 |                |             |
|  | 91946           |                |             | <b>FORD V-8 330 ENG.; FORD V-8 359 ENG.; FORD V-8 361 ENG.; FORD V-8 389 ENG.; FORD V-8 391 ENG.</b>   |                 |                |             |
| Pressure; W/7000, 9000 Lb. Axle; W/Split Hyd. Brakes.....                                    |                 |                |             | Pressure.....  |                 |                |             |
|  | 91946           |                |             | 71303  |                 | 39856          |             |
| Pressure; W/7000 Lb. Axle; W/Air Brakes; W/Single Hyd. Brakes.....                           |                 |                |             | <b>1973</b>  |                 |                |             |
|  | 91930           |                |             | <b>FORD V-8 330 ENG.; FORD V-8 359 ENG.; FORD V-8 361 ENG.; FORD V-8 389 ENG.; FORD V-8 391 ENG.</b>   |                 |                |             |
| <b>1985</b>  |                 |                |             | Cyl. - Left Turn.....  |                 |                |             |
| <b>DETROIT DIESEL V-8 8.2 L DIESEL ENG.</b>  |                 |                |             | Cyl. - Right Turn.....   |                 |                |             |
| Pressure; W/O 5500 Lb. Axle.....   |                 |                |             | 71304  |                 | 39856          |             |
|  | 91941           |                |             | 71304  |                 |                |             |
| <b>FORD V-8 6.1 L ENG.; FORD V-8 7.0 L ENG.</b>  |                 |                |             | Pressure.....  |                 |                |             |
| Pressure; W/5500 Lb. Axle; Ser. No. HG5.001 & After.....                                     |                 |                |             | 71303  |                 | 39856          |             |
|  | 91930           |                |             | <b>1972-1971</b>   |                 |                |             |
| Pressure; W/Cross Member Mtd. Oil Cooler.....  |                 |                |             | <b>FORD V-8 330 ENG.; FORD V-8 359 ENG.; FORD V-8 361 ENG.; FORD V-8 389 ENG.; FORD V-8 391 ENG.</b>   |                 |                |             |
|  | 91946           |                |             | Cyl. - Left Turn.....  |                 |                |             |
| Pressure; W/7000 Lb. Axle; W/Air Brakes; W/Single Hyd. Brakes; Ser. No. HG5.001 & After..... |                 |                |             | 71304  |                 | ②39856         |             |
|  | 91946           |                |             | Cyl. - Right Turn.....   |                 |                |             |
| Pressure; W/7000, 9000 Lb. Axle; W/Split Hyd. Brakes.....                                    |                 |                |             | 71304  |                 |                |             |
|  | 91946           |                |             | 71302  |                 | 39856          |             |
| <b>1984</b>  |                 |                |             | <b>F750</b>  |                 |                |             |
| <b>DETROIT DIESEL V-8 8.2 L DIESEL ENG.</b>  |                 |                |             | <b>1979</b>  |                 |                |             |
| Pressure; W/O 5500 Lb. Axle; Feb. & Newer.....   |                 |                |             | <b>FORD V-8 401 ENG.; FORD V-8 475 ENG.; FORD V-8 477 ENG.; FORD V-8 534 ENG.</b>  |                 |                |             |
|  | 91941           |                |             | Cyl. - Left Turn.....  |                 |                |             |
| <b>FORD V-8 6.1 L ENG.; FORD V-8 7.0 L ENG.</b>  |                 |                |             | Cyl. - Right Turn.....   |                 |                |             |
| Pressure; W/5500 Lb. Axle; Ser. No. HG5.001 & After.....                                     |                 |                |             | 71299  |                 | 39857          |             |
|  | 91930           |                |             | 71299  |                 | 39856          |             |
| Pressure; W/Cross Member Mtd. Oil Cooler.....  |                 |                |             | <b>1978-1977</b>   |                 |                |             |
|  | 91946           |                |             | <b>FORD V-8 330 ENG.; FORD V-8 359 ENG.; FORD V-8 361 ENG.; FORD V-8 389 ENG.; FORD V-8 391 ENG.; FORD V-8 401 ENG.; FORD V-8 475 ENG.; FORD V-8 477 ENG.; FORD V-8 534 ENG.</b> |                 |                |             |
| Pressure; W/7000 Lb. Axle; W/Air Brakes; W/Single Hyd. Brakes; Ser. No. HG5.001 & After..... |                 |                |             | Pressure.....  |                 |                |             |
|  | 91946           |                |             | 71303  |                 | 39856          |             |
| Pressure; W/7000, 9000 Lb. Axle; W/Split Hyd. Brakes; Dec. 1 & Newer.....                    |                 |                |             | Return.....  |                 |                |             |
|  | 91946           |                |             | 71302  |                 | 39856          |             |
| <b>1983-1980</b>   |                 |                |             | <b>1976-1974</b>   |                 |                |             |
| <b>FORD V-8 6.1 L ENG.; FORD V-8 7.0 L ENG.</b>  |                 |                |             | <b>FORD V-8 330 ENG.; FORD V-8 359 ENG.; FORD V-8 361 ENG.; FORD V-8 389 ENG.; FORD V-8 391 ENG.; FORD V-8 401 ENG.; FORD V-8 475 ENG.; FORD V-8 477 ENG.; FORD V-8 534 ENG.</b> |                 |                |             |
| Pressure; W/5500 Lb. Axle; Ser. No. HG5.001 & After.....                                     |                 |                |             | Pressure.....  |                 |                |             |
|  | 91930           |                |             | 71303  |                 | 39856          |             |
| Pressure; W/Cross Member Mtd. Oil Cooler.....  |                 |                |             | Return.....  |                 |                |             |
|  | 91946           |                |             | 71302  |                 | 39856          |             |
| Pressure; W/7000 Lb. Axle; W/Air Brakes; W/Single Hyd. Brakes; Ser. No. HG5.001 & After..... |                 |                |             | <b>1973</b>  |                 |                |             |
|  | 91946           |                |             | <b>FORD V-8 330 ENG.; FORD V-8 359 ENG.; FORD V-8 361 ENG.; FORD V-8 389 ENG.; FORD V-8 391 ENG.</b>   |                 |                |             |
| <b>1979</b>  |                 |                |             | Cyl. - Left Turn.....  |                 |                |             |
| <b>FORD V-8 370 ENG.; FORD V-8 429 ENG.</b>  |                 |                |             | Cyl. - Right Turn.....   |                 |                |             |
|  |                 |                | 39857       | 71299  |                 |                | 39856       |
|  |                 |                | 39856       |  |                 |                |             |

**SYSTEM PUMP & GEAR IDENT.**

**SYSTEM & COMPONENT IDENT.**

**PASS. CARS**

**LIGHT TRUCKS**

**MEDIUM/HEAVY TRUCKS**

**BUSES**

**HOSE NUMERICAL**

**REPAIR KITS**

**KIT NUMERICAL**

**ILLUSTRATIONS**

\* Cut From C.P.E. 3/8" I.D. Hose: 71350 (48"), 81352 (25').  
 † Cut From S.A.E. 1 1/2" I.D. Hose: 80062 (12"), 80063 (24"), 80064 (36"), 81353 (25').  
 ‡ Cut From S.A.E. 3/8" I.D. Hose: 71224 (24"), 71236 (36"), 71206 (48"), 81206 (25'). May Also Use 3/8" C.P.E.  
 ★ Cut From S.A.E. 5/8" I.D. Hose: 71351 (36").  
 □ Cut From 1/2" I.D. Suction Hose: 71296 (36"), 81354 (10').  
 ⚡ Cut From 5/8" I.D. Suction Hose: 71207 (42"), 81355 (10').  
 ✱ Cut From 3/4" I.D. Suction Hose: 71297 (36"), 81356 (10').  
 ☆ See Page A14 For Pump or Gear Identification.

② Two Required.  
 ③ Three Required.  
 ④ Four Required.  
 ✂ Cut To Fit.  
 ⚙ Replaces Both Upper and Lower Hose.  
 ▲ 252660 Adaptor Required For Some Models.  
 ✦ See Page A6 For Installation Procedure.

# Power Steering Hose for Medium and Heavy-Duty Trucks

|                           | Application  | Assembly Number | Multi-Use Hose | End Fitting | Application  | Assembly Number | Multi-Use Hose | End Fitting |
|---------------------------|--|-----------------|----------------|-------------|--|-----------------|----------------|-------------|
| SYSTEM PUMP & GEAR IDENT. | <b>FORD - Continued</b>  |                 |                |             | <b>FORD - Continued</b>  |                 |                |             |
| SYSTEM & COMPONENT IDENT. | <b>F750 - Continued</b>  |                 |                |             | <b>F800 - Continued</b>  |                 |                |             |
| PASS. CARS                | <b>1973 - Continued</b>  |                 |                |             | <b>1985 - Continued</b>  |                 |                |             |
| LIGHT TRUCKS              | <b>FORD V-8 330 ENG.; FORD V-8 359 ENG.; FORD V-8 361 ENG.; FORD V-8 389 ENG.; FORD V-8 391 ENG. - Continued</b> |                 |                |             | <b>FORD V-8 6.1 L ENG.; FORD V-8 7.0 L ENG. - Continued</b>  |                 |                |             |
| MEDIUM/HEAVY TRUCKS       | Cyl. - Right Turn .....  | 71304           |                |             | Pressure; W/Cross Member Mtd. Oil Cooler .....   | 91946           |                |             |
| BUSES                     | Pressure .....   | 71303           |                | 39856       | Pressure; W/7000 Lb. Axle; W/Air Brakes; W/Single Hyd. Brakes; Ser. No. HG5.001 & After .....  | 91946           |                |             |
| HOSE NUMERICAL            | <b>1972-1971</b>   |                 |                |             | <b>1984</b>  |                 |                |             |
| REPAIR KITS               | <b>FORD V-8 330 ENG.; FORD V-8 359 ENG.; FORD V-8 361 ENG.; FORD V-8 389 ENG.; FORD V-8 391 ENG.</b>             |                 |                |             | <b>DETROIT DIESEL V-8 8.2 L DIESEL ENG.</b>  |                 |                |             |
| KIT NUMERICAL             | Cyl. - Left Turn .....   | 71304           |                | ②39856      | Pressure; W/O 5500 Lb. Axle; Feb. & Newer .....  | 91941           |                |             |
| ILLUSTRATIONS             | Cyl. - Right Turn .....  | 71304           |                |             | <b>FORD V-8 6.1 L ENG.; FORD V-8 7.0 L ENG.</b>  |                 |                |             |
|                           | Pressure .....   | 71304           |                |             | Pressure; W/5500 Lb. Axle; Ser. No. HG5.001 & After .....  | 91930           |                |             |
|                           | Return .....   | 71302           |                | 39856       | Pressure; W/Cross Member Mtd. Oil Cooler .....   | 91946           |                |             |
|                           | <b>F800</b>  |                 |                |             | <b>FORD V-8 6.1 L ENG.; FORD V-8 7.0 L ENG.</b>  |                 |                |             |
|                           | <b>1995-1992</b>   |                 |                |             | <b>1983-1980</b>   |                 |                |             |
|                           | <b>FORD V-8 7.0 L ENG.</b>   |                 |                |             | <b>FORD V-8 6.1 L ENG.; FORD V-8 7.0 L ENG.</b>  |                 |                |             |
|                           | Pressure; W/6000, 7000, 8000, 9000 Lb. Axle; W/Bendix Stg. Gear .....  | 80213           |                |             | Pressure; W/5500 Lb. Axle; Ser. No. HG5.001 & After .....  | 91930           |                |             |
|                           | <b>1991</b>  |                 |                |             | <b>FORD V-8 6.1 L ENG.; FORD V-8 7.0 L ENG.</b>  |                 |                |             |
|                           | Pressure; W/6000, 7000, 8000, 9000 Lb. Axle; W/Bendix Stg. Gear .....  | 80213           |                |             | Pressure; W/7000 Lb. Axle; W/Air Brakes; W/Single Hyd. Brakes; Ser. No. HG5.001 & After .....  | 91946           |                |             |
|                           | <b>1990</b>  |                 |                |             | <b>1979</b>  |                 |                |             |
|                           | <b>FORD V-8 7.0 L ENG.</b>   |                 |                |             | <b>FORD V-8 370 ENG.; FORD V-8 401 ENG.; FORD V-8 429 ENG.; FORD V-8 475 ENG.; FORD V-8 477 ENG.; FORD V-8 534 ENG.</b>  |                 |                |             |
|                           | Pressure; W/6000, 7000, 8000, 9000 Lb. Axle; W/Bendix Stg. Gear .....  | 80213           |                |             | Cyl. - Left Turn .....   | 71299           |                | 39857       |
|                           | <b>1989</b>  |                 |                |             | <b>1978-1977</b>   |                 |                |             |
|                           | <b>FORD V-8 7.0 L ENG.</b>   |                 |                |             | <b>FORD V-8 330 ENG.; FORD V-8 359 ENG.; FORD V-8 361 ENG.; FORD V-8 389 ENG.; FORD V-8 391 ENG.; FORD V-8 401 ENG.; FORD V-8 475 ENG.; FORD V-8 477 ENG.; FORD V-8 534 ENG.</b> |                 |                |             |
|                           | Pressure; W/6000, 7000, 8000, 9000 Lb. Axle; W/Bendix Stg. Gear; Dec. 1 & Newer .....                            | 80213           |                |             | Pressure .....   | 71303           |                | 39856       |
|                           | Pressure; W/10,000, 12,000 Lb. Axle ....   | 80213           |                |             | Return .....   | 71302           |                | 39856       |
|                           | <b>1988</b>  |                 |                |             | <b>1976-1974</b>   |                 |                |             |
|                           | <b>FORD V-8 7.0 L ENG.</b>   |                 |                |             | <b>FORD V-8 330 ENG.; FORD V-8 359 ENG.; FORD V-8 361 ENG.; FORD V-8 389 ENG.; FORD V-8 391 ENG.; FORD V-8 401 ENG.; FORD V-8 475 ENG.; FORD V-8 477 ENG.; FORD V-8 534 ENG.</b> |                 |                |             |
|                           | Pressure; W/10,000, 12,000 Lb. Axle ....   | 80213           |                |             | Pressure .....   | 71303           |                | 39856       |
|                           | <b>1987-1986</b>   |                 |                |             | <b>1975</b>  |                 |                |             |
|                           | <b>DETROIT DIESEL V-8 8.2 L DIESEL ENG.</b>  |                 |                |             | <b>DETROIT DIESEL V-8 8.2 L DIESEL ENG.</b>  |                 |                |             |
|                           | Pressure; W/O 5500 Lb. Axle.....   | 91941           |                |             | Pressure; W/O 5500 Lb. Axle.....   | 91941           |                |             |
|                           | <b>FORD V-8 6.1 L ENG.; FORD V-8 7.0 L ENG.</b>  |                 |                |             | <b>FORD V-8 6.1 L ENG.; FORD V-8 7.0 L ENG.</b>  |                 |                |             |
|                           | Pressure; W/5500 Lb. Axle.....   | 91930           |                |             | Pressure; W/5500 Lb. Axle; Ser. No. HG5.001 & After .....  | 91930           |                |             |
|                           | Pressure; W/Cross Member Mtd. Oil Cooler .....   | 91946           |                |             | <b>1985</b>  |                 |                |             |
|                           | Pressure; W/7000, 9000 Lb. Axle; W/Split Hyd. Brakes.....  | 91946           |                |             | <b>DETROIT DIESEL V-8 8.2 L DIESEL ENG.</b>  |                 |                |             |
|                           | Pressure; W/7000 Lb. Axle; W/Air Brakes; W/Single Hyd. Brakes .....  | 91930           |                |             | <b>FORD V-8 6.1 L ENG.; FORD V-8 7.0 L ENG.</b>  |                 |                |             |
|                           | <b>1985</b>  |                 |                |             | <b>1974</b>  |                 |                |             |
|                           | <b>DETROIT DIESEL V-8 8.2 L DIESEL ENG.</b>  |                 |                |             | <b>FORD V-8 330 ENG.; FORD V-8 359 ENG.; FORD V-8 361 ENG.; FORD V-8 389 ENG.; FORD V-8 391 ENG.; FORD V-8 401 ENG.; FORD V-8 475 ENG.; FORD V-8 477 ENG.; FORD V-8 534 ENG.</b> |                 |                |             |
|                           | Pressure; W/O 5500 Lb. Axle.....   | 91941           |                |             | Pressure .....   | 71303           |                | 39856       |
|                           | <b>FORD V-8 6.1 L ENG.; FORD V-8 7.0 L ENG.</b>  |                 |                |             | <b>1973</b>  |                 |                |             |
|                           | Pressure; W/5500 Lb. Axle; Ser. No. HG5.001 & After .....  | 91930           |                |             | <b>FORD V-8 330 ENG.; FORD V-8 359 ENG.; FORD V-8 361 ENG.; FORD V-8 389 ENG.; FORD V-8 391 ENG.; FORD V-8 401 ENG.; FORD V-8 475 ENG.; FORD V-8 477 ENG.; FORD V-8 534 ENG.</b> |                 |                |             |

\* Cut From C.P.E. 3/8" I.D. Hose: 71350 (48"), 81352 (25').  
 † Cut From S.A.E. 11/32" I.D. Hose: 80062 (12"), 80063 (24"), 80064 (36"), 81353 (25').  
 ★ Cut From S.A.E. 3/8" I.D. Hose: 71224 (24"), 71236 (36"), 71206 (48"), 81206 (25'). May Also Use 3/8" C.P.E.  
 ♣ Cut From S.A.E. 5/8" I.D. Hose: 71351 (36").  
 □ Cut From 1/2" I.D. Suction Hose: 71296 (36"), 81354 (10').  
 † Cut From 5/8" I.D. Suction Hose: 71207 (42"), 81355 (10').  
 \* Cut From 3/4" I.D. Suction Hose: 71297 (36"), 81356 (10').  
 ☆ See Page A14 For Pump or Gear Identification.

② Two Required.  
 ③ Three Required.  
 ④ Four Required.  
 < Cut To Fit.  
 ♣ Replaces Both Upper and Lower Hose.  
 ▲ 252660 Adaptor Required For Some Models.  
 ♣ See Page A6 For Installation Procedure.

# Power Steering Hose for Medium and Heavy-Duty Trucks

| Application  | Assembly Number | Multi-Use Hose | End Fitting | Application  | Assembly Number | Multi-Use Hose | End Fitting |
|--|-----------------|----------------|-------------|--|-----------------|----------------|-------------|
| <b>FORD - Continued</b>  |                 |                |             | <b>FORD - Continued</b>  |                 |                |             |
| <b>F800 - Continued</b>  |                 |                |             | <b>F7000 - Continued</b>   |                 |                |             |
| <b>1973</b>  |                 |                |             | <b>1974-1973</b>   |                 |                |             |
| FORD V-8 330 ENG.; FORD V-8 359 ENG.; FORD V-8 361 ENG.; FORD V-8 389 ENG.;  |                 |                |             | CATERPILLAR V150 DIESEL ENG.; CATERPILLAR V175 DIESEL ENG.; CATERPILLAR V190 DIESEL ENG.; CATERPILLAR V290 DIESEL ENG. |                 |                |             |
| Pressure .....   | 71303           |                | 39856       | Cyl. - Left Turn; W/9000 Lb. Front Axle .....  | 71303           |                | 39856       |
| Return .....   | 71302           |                | 39856       | Cyl. - Right Turn; W/9000 Lb. Front Axle .....   | 71304           |                |             |
| <b>1972-1971</b>   |                 |                |             | Pressure; W/Eaton P.S. Pump; ☆A .....  |                 |                |             |
| FORD V-8 330 ENG.; FORD V-8 359 ENG.; FORD V-8 361 ENG.; FORD V-8 389 ENG.;  |                 |                |             | Pressure; W/TRW P.S. Pump .....  |                 |                |             |
| Cyl. - Left Turn .....   | 71304           |                | 39856       | Return; W/TRW P.S. Pump .....  | 71301           |                | 39856       |
| Cyl. - Right Turn .....  | 71304           |                |             | <b>1972-1971</b>   |                 |                |             |
| Pressure .....   | 71304           |                |             | CATERPILLAR V150 DIESEL ENG.; CATERPILLAR V175 DIESEL ENG.; CATERPILLAR V190 DIESEL ENG.; CATERPILLAR V290 DIESEL ENG. |                 |                |             |
| Return .....   | 71299           |                |             | Cyl. ....  | ②71304          |                |             |
| <b>F6000</b>   |                 |                |             | Pressure .....   |                 |                |             |
| <b>1975-1973</b>   |                 |                |             | Return .....   |                 |                |             |
| CATERPILLAR V150 DIESEL ENG.; CATERPILLAR V175 DIESEL ENG.; CATERPILLAR V190 DIESEL ENG.; CATERPILLAR V290 DIESEL ENG.                               |                 |                |             | <b>F SERIES</b>  |                 |                |             |
| Cyl. - Left Turn; W/9000 Lb. Front Axle .....  | 71303           |                | 39856       | <b>1970</b>  |                 |                |             |
| Cyl. - Right Turn; W/9000 Lb. Front Axle .....   | 71304           |                |             | FORD 6-CYL. 240 ENG.; FORD 6-CYL. 300 ENG.   |                 |                |             |
| Pressure; W/TRW P.S. Pump .....  | 71303           |                |             | Pressure .....   |                 |                |             |
| Return; W/TRW P.S. Pump .....  | 71301           |                | 39856       | Return .....   |                 |                |             |
| <b>1972-1971</b>   |                 |                |             | FORD V-8 330 ENG.; FORD V-8 359 ENG.; FORD V-8 361 ENG.; FORD V-8 389 ENG.; FORD V-8 391 ENG.                          |                 |                |             |
| CATERPILLAR V150 DIESEL ENG.; CATERPILLAR V175 DIESEL ENG.; CATERPILLAR V190 DIESEL ENG.; CATERPILLAR V290 DIESEL ENG.                               |                 |                |             | Cyl. - Left Turn .....   |                 |                |             |
| Cyl. ....  | ②71304          |                |             | Cyl. - Right Turn .....  |                 |                |             |
| Pressure .....   | 71303           |                |             | Pressure .....   |                 |                |             |
| Return .....   | 71301           |                | 39856       | Return .....   |                 |                |             |
| <b>F7000</b>   |                 |                |             | <b>1969</b>  |                 |                |             |
| <b>1979-1976</b>   |                 |                |             | CATERPILLAR V-8 573 DIESEL ENG.  |                 |                |             |
| CATERPILLAR 3208 DIESEL ENG.   |                 |                |             | Cyl.; W/TRW P.S. Pump .....  |                 |                |             |
| Cyl. - Left Turn; W/9000 Lb. Front Axle .....  | 71303           |                | 39856       | Pressure; W/TRW P.S. Pump .....  |                 |                |             |
| Cyl. - Right Turn; W/9000 Lb. Front Axle .....   | 71304           |                |             | Return; W/TRW P.S. Pump .....  |                 |                |             |
| Pressure; W/Eaton P.S. Pump; ☆A .....  | 71304           |                | 39856       | CATERPILLAR V150 DIESEL ENG.; CATERPILLAR V175 DIESEL ENG.   |                 |                |             |
| Pressure; W/TRW P.S. Pump .....  | 71303           |                |             | Cyl.; F6000, F7000; W/TRW P.S. Pump .....  |                 |                |             |
| Return; W/TRW P.S. Pump .....  | 71301           |                | 39856       | Pressure; F6000, F7000; W/TRW P.S. Pump .....  |                 |                |             |
| <b>1975</b>  |                 |                |             | Return; F6000, F7000; W/TRW P.S. Pump .....  |                 |                |             |
| CATERPILLAR 3208 DIESEL ENG.; CATERPILLAR V150 DIESEL ENG.; CATERPILLAR V175 DIESEL ENG.; CATERPILLAR V190 DIESEL ENG.; CATERPILLAR V290 DIESEL ENG. |                 |                |             | Pressure .....   |                 |                |             |
| Cyl. - Left Turn; W/9000 Lb. Front Axle .....  | 71303           |                | 39856       | Return .....   |                 |                |             |
| Cyl. - Right Turn; W/9000 Lb. Front Axle .....   | 71304           |                |             | <b>DETROIT DIESEL 6V-53 DIESEL ENG.</b>  |                 |                |             |
| Pressure; W/Eaton P.S. Pump; ☆A .....  | 71304           |                | 39856       | Cyl. ....  |                 |                |             |
| Pressure; W/TRW P.S. Pump .....  | 71303           |                |             | Pressure .....   |                 |                |             |
| Return; W/TRW P.S. Pump .....  | 71301           |                | 39856       | Return .....   |                 |                |             |
| <b>1975</b>  |                 |                |             | <b>DORSET 363 DIESEL ENG.</b>  |                 |                |             |
| CATERPILLAR 3208 DIESEL ENG.; CATERPILLAR V150 DIESEL ENG.; CATERPILLAR V175 DIESEL ENG.; CATERPILLAR V190 DIESEL ENG.; CATERPILLAR V290 DIESEL ENG. |                 |                |             | Cyl. ....  |                 |                |             |
| Cyl. - Left Turn; W/9000 Lb. Front Axle .....  | 71303           |                | 39856       | Pressure .....   |                 |                |             |
| Cyl. - Right Turn; W/9000 Lb. Front Axle .....   | 71304           |                |             | Return .....   |                 |                |             |
| Pressure; W/Eaton P.S. Pump; ☆A .....  | 71304           |                | 39856       | <b>FORD 6-CYL. 240 ENG.; FORD 6-CYL. 300 ENG.</b>  |                 |                |             |
| Pressure; W/TRW P.S. Pump .....  | 71303           |                |             | Cyl. ....  |                 |                |             |
| Return; W/TRW P.S. Pump .....  | 71301           |                | 39856       | Pressure .....   |                 |                |             |
| <b>1975</b>  |                 |                |             | Return .....   |                 |                |             |
| CATERPILLAR 3208 DIESEL ENG.; CATERPILLAR V150 DIESEL ENG.; CATERPILLAR V175 DIESEL ENG.; CATERPILLAR V190 DIESEL ENG.; CATERPILLAR V290 DIESEL ENG. |                 |                |             | Pressure .....   |                 |                |             |
| Cyl. - Left Turn; W/9000 Lb. Front Axle .....  | 71303           |                | 39856       | Return .....   |                 |                |             |
| Cyl. - Right Turn; W/9000 Lb. Front Axle .....   | 71304           |                |             | <b>1969</b>  |                 |                |             |
| Pressure; W/Eaton P.S. Pump; ☆A .....  | 71304           |                | 39856       | CATERPILLAR V-8 573 DIESEL ENG.  |                 |                |             |
| Pressure; W/TRW P.S. Pump .....  | 71303           |                |             | Cyl.; W/TRW P.S. Pump .....  |                 |                |             |
| Return; W/TRW P.S. Pump .....  | 71301           |                | 39856       | Pressure; W/TRW P.S. Pump .....  |                 |                |             |
| <b>1975</b>  |                 |                |             | Return; W/TRW P.S. Pump .....  |                 |                |             |
| CATERPILLAR 3208 DIESEL ENG.; CATERPILLAR V150 DIESEL ENG.; CATERPILLAR V175 DIESEL ENG.; CATERPILLAR V190 DIESEL ENG.; CATERPILLAR V290 DIESEL ENG. |                 |                |             | Return; W/TRW P.S. Pump .....  |                 |                |             |
| Cyl. - Left Turn; W/9000 Lb. Front Axle .....  | 71303           |                | 39856       | Cyl. ....  |                 |                |             |
| Cyl. - Right Turn; W/9000 Lb. Front Axle .....   | 71304           |                |             | Pressure .....   |                 |                |             |
| Pressure; W/Eaton P.S. Pump; ☆A .....  | 71304           |                | 39856       | Return .....   |                 |                |             |
| Pressure; W/TRW P.S. Pump .....  | 71303           |                |             | <b>1969</b>  |                 |                |             |
| Return; W/TRW P.S. Pump .....  | 71301           |                | 39856       | CATERPILLAR V-8 573 DIESEL ENG.  |                 |                |             |

SYSTEM PUMP & GEAR IDENT.

SYSTEM & COMPONENT IDENT.

PASS. CARS

LIGHT TRUCKS

MEDIUM/HEAVY TRUCKS

BUSES

HOSE NUMERICAL

REPAIR KITS

KIT NUMERICAL

ILLUSTRATIONS

\* Cut From C.P.E. 3/8" I.D. Hose: 71350 (48"), 81352 (25').  
 † Cut From S.A.E. 11/32" I.D. Hose: 80062 (12"), 80063 (24"), 80064 (36"), 81353 (25').  
 \* Cut From S.A.E. 3/8" I.D. Hose: 71224 (24"), 71236 (36"), 71206 (48"), 81206 (25'). May Also Use 3/8" C.P.E.  
 \* Cut From S.A.E. 5/8" I.D. Hose: 71351 (36").  
 □ Cut From 1/2" I.D. Suction Hose: 71296 (36"), 81354 (10').  
 † Cut From 5/8" I.D. Suction Hose: 71207 (42"), 81355 (10').  
 \* Cut From 3/4" I.D. Suction Hose: 71297 (36"), 81356 (10').  
 ☆ See Page A14 For Pump or Gear Identification.

② Two Required.  
 ③ Three Required.  
 ④ Four Required.  
 < Cut To Fit.  
 ☉ Replaces Both Upper and Lower Hose.  
 ▲ 252660 Adaptor Required For Some Models.  
 ✦ See Page A6 For Installation Procedure.



# Power Steering Hose for Medium and Heavy-Duty Trucks

| Application   | Assembly Number | Multi-Use Hose | End Fitting | Application   | Assembly Number | Multi-Use Hose | End Fitting |
|---|-----------------|----------------|-------------|---|-----------------|----------------|-------------|
| <b>FORD - Continued</b>   |                 |                |             | <b>FORD - Continued</b>                                   |                 |                |             |
| <b>FT900</b>  |                 |                |             | <b>LN600 - Continued</b>                                  |                 |                |             |
| <b>1995-1992</b>  |                 |                |             | <b>1981 - Continued</b>                                   |                 |                |             |
| <b>FORD V-8 7.0 L ENG.</b>  |                 |                |             | <b>FORD V-8 6.1 L ENG. - Continued</b>                    |                 |                |             |
| Pressure; W/6000, 7000, 8000, 9000                                  |                 |                |             | Cyl. - Right Turn; W/9000 Lb. Front                       |                 |                |             |
| Lb. Axle.....   | 80213           |                |             | Axle.....   | 80211           |                |             |
|   |                 |                |             | Pressure.....   | 71299           |                | 39856       |
|   |                 |                |             | Return.....   | 71299           |                | 39856       |
| <b>1991</b>   |                 |                |             | <b>1980</b>   |                 |                |             |
| <b>FORD V-8 6.1 L ENG.; FORD V-8 7.0 L ENG.</b>                     |                 |                |             | <b>FORD V-8 6.1 L ENG.</b>                                |                 |                |             |
| Pressure; W/6000, 7000, 8000, 9000                                  |                 |                |             | Cyl. - Left Turn; W/9000 Lb. Front Axle                   | 91945           |                |             |
| Lb. Axle.....   | 80213           |                |             | Cyl. - Right Turn; W/9000 Lb. Front                       |                 |                |             |
|   |                 |                |             | Axle.....   | 80211           |                |             |
|   |                 |                |             | Pressure.....   | 71299           |                | 39856       |
|   |                 |                |             | Return.....   | 71299           |                | 39856       |
| <b>L8000</b>  |                 |                |             | <b>1979</b>   |                 |                |             |
| <b>1993</b>   |                 |                |             | <b>FORD V-8 370 ENG.; FORD V-8 429 ENG.</b>               |                 |                |             |
| <b>FORD 6-CYL. 6.6 L DIESEL ENG.; FORD 6-CYL. 7.8 L DIESEL ENG.</b> |                 |                |             | Pressure.....   |                 |                |             |
| Pressure; W/14,000, 16,000, 18,000,                                 |                 |                |             | Return.....   | 71299           |                | 39856       |
| 20,000 Lb. Axles.....   | 80213           |                |             |   |                 |                |             |
| <b>LN600</b>  |                 |                |             | <b>1978-1975</b>  |                 |                |             |
| <b>1985-1984</b>  |                 |                |             | <b>FORD V-8 330 ENG.; FORD V-8 359 ENG.; FORD V-8 361</b> |                 |                |             |
| <b>DETROIT DIESEL V-8 8.2 L DIESEL ENG.</b>                         |                 |                |             | <b>ENG.; FORD V-8 389 ENG.; FORD V-8 391 ENG.</b>         |                 |                |             |
| Cyl. - Left Turn.....   | 91928           |                |             | Cyl. - Left Turn.....                                     | 71303           |                | 39856       |
| Pressure; W/5000, 7000, 9000 Lb. Axle                               | 91927           |                |             | Cyl. - Right Turn.....                                    | 71304           |                |             |
|   |                 |                |             | Pressure.....   | 71299           |                | 39856       |
|   |                 |                |             | Return.....   | 71299           |                | 39856       |
| <b>FORD V-8 6.1 L ENG.</b>  |                 |                |             | <b>1974-1970</b>  |                 |                |             |
| Cyl. - Left Turn; W/9000 Lb. Front Axle                             | 91945           |                |             | <b>FORD V-8 330 ENG.; FORD V-8 359 ENG.; FORD V-8 361</b> |                 |                |             |
| Cyl. - Right Turn; W/9000 Lb. Front                                 |                 |                |             | <b>ENG.; FORD V-8 389 ENG.; FORD V-8 391 ENG.</b>         |                 |                |             |
| Axle.....   | 80211           |                |             | Pressure.....   | 71299           |                | 39856       |
| Pressure.....   | 91944           |                |             | Return.....   | 71299           |                | 39856       |
| Return.....   | 80211           |                |             |   |                 |                |             |
| <b>1983</b>   |                 |                |             | <b>LN700</b>  |                 |                |             |
| <b>DETROIT DIESEL V-8 8.2 L DIESEL ENG.</b>                         |                 |                |             | <b>1987</b>   |                 |                |             |
| Cyl. - Left Turn.....   | 91928           |                |             | <b>DETROIT DIESEL V-8 8.2 L DIESEL ENG.</b>               |                 |                |             |
| Cyl. - Right Turn.....  | 71303           |                |             | Cyl. - Left Turn.....                                     |                 |                |             |
| Pressure; W/5000, 7000, 9000 Lb. Axle                               | 91927           |                |             | .....   |                 |                |             |
|   |                 |                |             | 91928   |                 |                |             |
| <b>FORD V-8 6.1 L ENG.</b>  |                 |                |             | <b>1986</b>   |                 |                |             |
| Cyl. - Left Turn; W/9000 Lb. Front Axle                             | 91945           |                |             | <b>DETROIT DIESEL V-8 8.2 L DIESEL ENG.</b>               |                 |                |             |
| Cyl. - Right Turn; W/9000 Lb. Front                                 |                 |                |             | Cyl. - Left Turn.....                                     |                 |                |             |
| Axle.....   | 80211           |                |             | .....   |                 |                |             |
| Pressure.....   | 91944           |                |             | 91928   |                 |                |             |
| Return.....   | 71299           |                | 39856       | <b>FORD V-8 6.1 L ENG.; FORD V-8 7.0 L ENG.</b>           |                 |                |             |
|   |                 |                |             | Pressure.....   |                 |                |             |
|   |                 |                |             | .....   |                 |                |             |
|   |                 |                |             | 91944   |                 |                |             |
|   |                 |                |             | Return.....   |                 |                |             |
|   |                 |                |             | 80211   |                 |                |             |
| <b>1982</b>   |                 |                |             | <b>1985-1984</b>  |                 |                |             |
| <b>DETROIT DIESEL V-8 8.2 L DIESEL ENG.</b>                         |                 |                |             | <b>DETROIT DIESEL V-8 8.2 L DIESEL ENG.</b>               |                 |                |             |
| Cyl. - Left Turn.....   | 91928           |                |             | Cyl. - Left Turn.....                                     |                 |                |             |
| Cyl. - Right Turn.....  | 71303           |                |             | .....   |                 |                |             |
|   |                 |                |             | 91928   |                 |                |             |
| <b>FORD V-8 6.1 L ENG.</b>  |                 |                |             | <b>DETROIT DIESEL V-8 8.2 L DIESEL ENG.</b>               |                 |                |             |
| Cyl. - Left Turn; W/9000 Lb. Front Axle                             | 91945           |                |             | Pressure; W/5000, 7000, 9000 Lb. Axle                     |                 |                |             |
| Cyl. - Right Turn; W/9000 Lb. Front                                 |                 |                |             | .....   |                 |                |             |
| Axle.....   | 80211           |                |             | 91927   |                 |                |             |
| Return.....   | 71299           |                | 39856       | <b>FORD V-8 6.1 L ENG.; FORD V-8 7.0 L ENG.</b>           |                 |                |             |
|   |                 |                |             | Cyl. - Left Turn; W/9000 Lb. Front Axle                   |                 |                |             |
|   |                 |                |             | .....   |                 |                |             |
|   |                 |                |             | 91945   |                 |                |             |
|   |                 |                |             | Cyl. - Right Turn; W/9000 Lb. Front                       |                 |                |             |
|   |                 |                |             | .....   |                 |                |             |
|   |                 |                |             | 80211   |                 |                |             |
|   |                 |                |             | Pressure.....   |                 |                |             |
|   |                 |                |             | .....   |                 |                |             |
|   |                 |                |             | 91944   |                 |                |             |
|   |                 |                |             | Return.....   |                 |                |             |
|   |                 |                |             | 80211   |                 |                |             |
| <b>1981</b>   |                 |                |             | <b>1983</b>   |                 |                |             |
| <b>DETROIT DIESEL V-8 8.2 L DIESEL ENG.</b>                         |                 |                |             | <b>DETROIT DIESEL V-8 8.2 L DIESEL ENG.</b>               |                 |                |             |
| Cyl. - Left Turn.....   | 91928           |                |             | Cyl. - Left Turn.....                                     |                 |                |             |
| Cyl. - Right Turn.....  | 71303           |                |             | .....   |                 |                |             |
|   |                 |                |             | 91928   |                 |                |             |
| <b>FORD V-8 6.1 L ENG.</b>  |                 |                |             | <b>1987</b>   |                 |                |             |
| Cyl. - Left Turn; W/9000 Lb. Front Axle                             | 91945           |                |             | <b>DETROIT DIESEL V-8 8.2 L DIESEL ENG.</b>               |                 |                |             |

SYSTEM PUMP & GEAR IDENT.

SYSTEM & COMPONENT IDENT.

PASS. CARS

LIGHT TRUCKS

MEDIUM/HEAVY TRUCKS

BUSES

HOSE NUMERICAL

REPAIR KITS

KIT NUMERICAL

ILLUSTRATIONS

\* Cut From C.P.E. 3/8" I.D. Hose: 71350 (48"), 81352 (25').  
 † Cut From S.A.E. 1 1/32" I.D. Hose: 80062 (12"), 80063 (24"), 80064 (36"), 81353 (25').  
 ★ Cut From S.A.E. 3/8" I.D. Hose: 71224 (24"), 71236 (36"), 71206 (48"), 81206 (25'). May Also Use 3/8" C.P.E.  
 ✦ Cut From S.A.E. 5/8" I.D. Hose: 71351 (36").  
 □ Cut From 1/2" I.D. Suction Hose: 71296 (36"), 81354 (10').  
 ⚡ Cut From 5/8" I.D. Suction Hose: 71207 (42"), 81355 (10').  
 ✧ Cut From 3/4" I.D. Suction Hose: 71297 (36"), 81356 (10').  
 ☆ See Page A14 For Pump or Gear Identification.

② Two Required.  
 ③ Three Required.  
 ④ Four Required.  
 ✂ Cut To Fit.  
 ⊗ Replaces Both Upper and Lower Hose.  
 ▲ 252660 Adaptor Required For Some Models.  
 ✦ See Page A6 For Installation Procedure.



# Power Steering Hose for Medium and Heavy-Duty Trucks

|                           | Application  | Assembly Number | Multi-Use Hose | End Fitting | Application  | Assembly Number | Multi-Use Hose | End Fitting |
|---------------------------|--|-----------------|----------------|-------------|--|-----------------|----------------|-------------|
| SYSTEM PUMP & GEAR IDENT. | <b>FORD - Continued</b>  |                 |                |             | <b>FORD - Continued</b>  |                 |                |             |
| SYSTEM & COMPONENT IDENT. | <b>LN700 - Continued</b>   |                 |                |             | <b>LN750</b>   |                 |                |             |
| PASS. CARS                | <b>1983 - Continued</b>  |                 |                |             | <b>1978-1975</b>   |                 |                |             |
| LIGHT TRUCKS              | <b>DETROIT DIESEL V-8 8.2 L DIESEL ENG. - Continued</b>  |                 |                |             | <b>FORD V-8 330 ENG.; FORD V-8 359 ENG.; FORD V-8 361 ENG.; FORD V-8 389 ENG.; FORD V-8 391 ENG.</b>   |                 |                |             |
| MEDIUM/HEAVY TRUCKS       | Cyl. - Right Turn ..... 71303  |                 |                |             | Cyl. - Left Turn ..... 71303 39856   |                 |                |             |
| BUSES                     | Pressure; W/5000, 7000, 9000 Lb. Axle 91927  |                 |                |             | Cyl. - Right Turn ..... 71304  |                 |                |             |
| HOSE NUMERICAL            | <b>FORD V-8 6.1 L ENG.; FORD V-8 7.0 L ENG.</b>  |                 |                |             | Pressure ..... 71299 39856   |                 |                |             |
| REPAIR KITS               | Cyl. - Left Turn; W/9000 Lb. Front Axle 91945  |                 |                |             | Return ..... 71299 39856   |                 |                |             |
| KIT NUMERICAL             | Cyl. - Right Turn; W/9000 Lb. Front Axle ..... 80211   |                 |                |             |  |                 |                |             |
| ILLUSTRATIONS             | Pressure ..... 91944   |                 |                |             |  |                 |                |             |
|                           | Return ..... 71299 39856   |                 |                |             |  |                 |                |             |
|                           | <b>1982</b>  |                 |                |             | <b>1974-1970</b>   |                 |                |             |
|                           | <b>DETROIT DIESEL V-8 8.2 L DIESEL ENG.</b>  |                 |                |             | <b>FORD V-8 330 ENG.; FORD V-8 359 ENG.; FORD V-8 361 ENG.; FORD V-8 389 ENG.; FORD V-8 391 ENG.</b>   |                 |                |             |
|                           | Cyl. - Left Turn ..... 91928   |                 |                |             | Pressure ..... 71299 39856   |                 |                |             |
|                           | Cyl. - Right Turn ..... 71303  |                 |                |             | Return ..... 71299 39856   |                 |                |             |
|                           | <b>FORD V-8 6.1 L ENG.; FORD V-8 7.0 L ENG.</b>  |                 |                |             | <b>LN800</b>   |                 |                |             |
|                           | Cyl. - Left Turn; W/9000 Lb. Front Axle 91945  |                 |                |             | <b>1983-1982</b>   |                 |                |             |
|                           | Cyl. - Right Turn; W/9000 Lb. Front Axle ..... 80211   |                 |                |             | <b>FORD V-8 6.1 L ENG.; FORD V-8 7.0 L ENG.</b>  |                 |                |             |
|                           | Pressure ..... 91944   |                 |                |             | Return ..... 71299 39856   |                 |                |             |
|                           | Return ..... 71299 39856   |                 |                |             | <b>1981-1980</b>   |                 |                |             |
|                           | <b>1981</b>  |                 |                |             | <b>FORD V-8 6.1 L ENG.; FORD V-8 7.0 L ENG.</b>  |                 |                |             |
|                           | <b>DETROIT DIESEL V-8 8.2 L DIESEL ENG.</b>  |                 |                |             | Pressure ..... 71299 39856   |                 |                |             |
|                           | Cyl. - Left Turn ..... 91928   |                 |                |             | Return ..... 71299 39856   |                 |                |             |
|                           | Cyl. - Right Turn ..... 71303  |                 |                |             |  |                 |                |             |
|                           | <b>FORD V-8 6.1 L ENG.; FORD V-8 7.0 L ENG.</b>  |                 |                |             | <b>1979</b>  |                 |                |             |
|                           | Cyl. - Left Turn; W/9000 Lb. Front Axle 91945  |                 |                |             | <b>FORD V-8 370 ENG.; FORD V-8 401 ENG.; FORD V-8 429 ENG.; FORD V-8 475 ENG.; FORD V-8 477 ENG.; FORD V-8 534 ENG.</b>  |                 |                |             |
|                           | Cyl. - Right Turn; W/9000 Lb. Front Axle ..... 80211   |                 |                |             | Pressure ..... 71299 39856   |                 |                |             |
|                           | Pressure ..... 71299 39856   |                 |                |             | Return ..... 71299 39856   |                 |                |             |
|                           | Return ..... 71299 39856   |                 |                |             |  |                 |                |             |
|                           | <b>1980</b>  |                 |                |             | <b>1978-1975</b>   |                 |                |             |
|                           | <b>FORD V-8 6.1 L ENG.; FORD V-8 7.0 L ENG.</b>  |                 |                |             | <b>FORD V-8 330 ENG.; FORD V-8 359 ENG.; FORD V-8 361 ENG.; FORD V-8 389 ENG.; FORD V-8 391 ENG.; FORD V-8 401 ENG.; FORD V-8 475 ENG.; FORD V-8 477 ENG.; FORD V-8 534 ENG.</b> |                 |                |             |
|                           | Cyl. - Left Turn; W/9000 Lb. Front Axle 91945  |                 |                |             | Cyl. - Left Turn ..... 71303 39856   |                 |                |             |
|                           | Cyl. - Right Turn; W/9000 Lb. Front Axle ..... 80211   |                 |                |             | Cyl. - Right Turn ..... 71304  |                 |                |             |
|                           | Pressure ..... 71299 39856   |                 |                |             | Pressure ..... 71299 39856   |                 |                |             |
|                           | Return ..... 71299 39856   |                 |                |             | Return ..... 71299 39856   |                 |                |             |
|                           | <b>1979</b>  |                 |                |             | <b>1974-1971</b>   |                 |                |             |
|                           | <b>FORD V-8 370 ENG.; FORD V-8 429 ENG.</b>  |                 |                |             | <b>FORD V-8 330 ENG.; FORD V-8 359 ENG.; FORD V-8 361 ENG.; FORD V-8 389 ENG.; FORD V-8 391 ENG.; FORD V-8 401 ENG.; FORD V-8 475 ENG.; FORD V-8 477 ENG.; FORD V-8 534 ENG.</b> |                 |                |             |
|                           | Pressure ..... 71299 39856   |                 |                |             | Pressure ..... 71299 39856   |                 |                |             |
|                           | Return ..... 71299 39856   |                 |                |             | Return ..... 71299 39856   |                 |                |             |
|                           | <b>1978-1975</b>   |                 |                |             | <b>1970</b>  |                 |                |             |
|                           | <b>FORD V-8 330 ENG.; FORD V-8 359 ENG.; FORD V-8 361 ENG.; FORD V-8 389 ENG.; FORD V-8 391 ENG.</b> |                 |                |             | <b>FORD V-8 330 ENG.; FORD V-8 359 ENG.; FORD V-8 361 ENG.; FORD V-8 389 ENG.; FORD V-8 391 ENG.; FORD V-8 401 ENG.</b>  |                 |                |             |
|                           | Cyl. - Left Turn ..... 71303 39856   |                 |                |             | Pressure ..... 71299 39856   |                 |                |             |
|                           | Cyl. - Right Turn ..... 71304  |                 |                |             | Return ..... 71299 39856   |                 |                |             |
|                           | Pressure ..... 71299 39856   |                 |                |             |  |                 |                |             |
|                           | Return ..... 71299 39856   |                 |                |             |  |                 |                |             |

\* Cut From C.P.E. 3/8" I.D. Hose: 71350 (48"), 81352 (25').  
 † Cut From S.A.E. 11/32" I.D. Hose: 80062 (12"), 80063 (24"), 80064 (36"), 81353 (25').  
 ★ Cut From S.A.E. 3/8" I.D. Hose: 71224 (24"), 71236 (36"), 71206 (48"), 81206 (25'). May Also Use 3/8" C.P.E.  
 ♣ Cut From S.A.E. 5/8" I.D. Hose: 71351 (36").  
 □ Cut From 1/2" I.D. Suction Hose: 71296 (36"), 81354 (10').  
 † Cut From 5/8" I.D. Suction Hose: 71207 (42"), 81355 (10').  
 ✱ Cut From 3/4" I.D. Suction Hose: 71297 (36"), 81356 (10').  
 ☆ See Page A14 For Pump or Gear Identification.

② Two Required.  
 ③ Three Required.  
 ④ Four Required.  
 < Cut To Fit.  
 ☉ Replaces Both Upper and Lower Hose.  
 ▲ 252660 Adaptor Required For Some Models.  
 ✪ See Page A6 For Installation Procedure.



# Power Steering Hose for Medium and Heavy-Duty Trucks

|                           | Application   | Assembly Number | Multi-Use Hose | End Fitting | Application   | Assembly Number | Multi-Use Hose | End Fitting |
|---------------------------|---|-----------------|----------------|-------------|---|-----------------|----------------|-------------|
| SYSTEM PUMP & GEAR IDENT. | <b>FORD - Continued</b>   |                 |                |             | <b>FORD - Continued</b>   |                 |                |             |
|                           | <b>LN8000 - Continued</b>   |                 |                |             | <b>LN9000 - Continued</b>   |                 |                |             |
|                           | <b>1979-1976 - Continued</b>  |                 |                |             | <b>1979</b>   |                 |                |             |
| SYSTEM & COMPONENT IDENT. | <b>CUMMINS V555 DIESEL ENG.; CUMMINS VT555 DIESEL ENG.</b>  |                 |                |             | <b>CATERPILLAR 3406 DIESEL ENG.</b>   |                 |                |             |
|                           | Cyl. - Left Turn.....   | 71303           |                | 39856       | Cyl. - Left Turn.....   | 71303           |                | 39856       |
|                           | Cyl. - Right Turn.....  | 71303           |                |             | Cyl. - Right Turn.....  | 71303           |                |             |
|                           |   |                 |                |             | Pressure; W/Eaton P.S. Pump; ☆A.....  | 71299           |                | 39856       |
|                           |   |                 |                |             | Return.....   | 71299           |                | 39856       |
|                           | <b>1975-1973</b>  |                 |                |             | <b>CUMMINS NH DIESEL ENG.; CUMMINS 6-CYL. 14.0 L DIESEL ENG.; DETROIT DIESEL 6-71 DIESEL ENG.; DETROIT DIESEL 6V-92 DIESEL ENG.; DETROIT DIESEL 8V-71 DIESEL ENG.; DETROIT DIESEL 8V-71N DIESEL ENG.; DETROIT DIESEL 8V-71T DIESEL ENG.; DETROIT DIESEL 8V-92 DIESEL ENG.</b> |                 |                |             |
| PASS. CARS                | <b>CATERPILLAR 3208 DIESEL ENG.; CATERPILLAR V150 DIESEL ENG.; CATERPILLAR V175 DIESEL ENG.; CATERPILLAR V190 DIESEL ENG.; CATERPILLAR V290 DIESEL ENG.</b> |                 |                |             |   |                 |                |             |
|                           | Cyl. - Left Turn.....   | 71303           |                | 39856       | Cyl. - Left Turn.....   | 71303           |                | 39856       |
|                           | Cyl. - Right Turn.....  | 71303           |                |             | Cyl. - Right Turn.....  | 71303           |                |             |
|                           | Pressure; W/Eaton P.S. Pump; ☆A.....  | 71299           |                | 39856       | Pressure; W/Eaton P.S. Pump; ☆A.....  | 71299           |                | 39856       |
|                           | Return.....   | 71299           |                | 39856       | Return.....   | 71299           |                | 39856       |
|                           | <b>CUMMINS V555 DIESEL ENG.; CUMMINS VT555 DIESEL ENG.</b>  |                 |                |             |   |                 |                |             |
| LIGHT TRUCKS              | Cyl. - Left Turn.....   | 71303           |                | 39856       | Cyl. - Left Turn.....   | 71303           |                | 39856       |
|                           | Cyl. - Right Turn.....  | 71303           |                |             | Cyl. - Right Turn.....  | 71303           |                |             |
|                           | <b>1972-1971</b>  |                 |                |             |   |                 |                |             |
|                           | <b>CATERPILLAR 3208 DIESEL ENG.; CATERPILLAR V150 DIESEL ENG.; CATERPILLAR V175 DIESEL ENG.; CATERPILLAR V190 DIESEL ENG.; CATERPILLAR V290 DIESEL ENG.</b> |                 |                |             |   |                 |                |             |
| MEDIUM/HEAVY TRUCKS       | Cyl. - Left Turn.....   | 71303           |                | 39856       | Cyl. - Left Turn.....   | 71303           |                | 39856       |
|                           | Cyl. - Right Turn.....  | 71303           |                |             | Cyl. - Right Turn.....  | 71303           |                |             |
|                           | Pressure; W/Eaton P.S. Pump; ☆A.....  | 71299           |                | 39856       | Pressure; W/Eaton P.S. Pump; ☆A.....  | 71299           |                | 39856       |
|                           | Return.....   | 71299           |                | 39856       | Return.....   | 71299           |                | 39856       |
|                           | <b>DETROIT DIESEL 6V-53 DIESEL ENG.</b>   |                 |                |             |   |                 |                |             |
|                           | Cyl. - Left Turn.....   | 71303           |                | 39856       | Cyl. - Left Turn.....   | 71303           |                | 39856       |
|                           | Cyl. - Right Turn.....  | 71303           |                |             | Cyl. - Right Turn.....  | 71303           |                |             |
| BUSES                     | <b>1970</b>   |                 |                |             |   |                 |                |             |
|                           | <b>CATERPILLAR V-8 573 DIESEL ENG.; CATERPILLAR V150 DIESEL ENG.; CATERPILLAR V175 DIESEL ENG.</b>  |                 |                |             |   |                 |                |             |
|                           | Cyl. - Left Turn.....   | 71303           |                | 39856       | Cyl. - Left Turn.....   | 71303           |                | 39856       |
|                           | Cyl. - Right Turn.....  | 71303           |                |             | Cyl. - Right Turn.....  | 71303           |                |             |
|                           | Pressure; W/Eaton P.S. Pump; ☆A.....  | 71299           |                | 39856       | Pressure; W/Eaton P.S. Pump; ☆A.....  | 71299           |                | 39856       |
|                           | Return.....   | 71299           |                | 39856       | Return.....   | 71299           |                | 39856       |
|                           | <b>DETROIT DIESEL 6V-53 DIESEL ENG.</b>   |                 |                |             |   |                 |                |             |
|                           | Cyl. - Left Turn.....   | 71303           |                | 39856       | Cyl. - Left Turn.....   | 71303           |                | 39856       |
|                           | Cyl. - Right Turn.....  | 71303           |                |             | Cyl. - Right Turn.....  | 71303           |                |             |
| HOSE NUMERICAL            | <b>LN9000</b>   |                 |                |             |   |                 |                |             |
|                           | <b>1983-1980</b>  |                 |                |             |   |                 |                |             |
|                           | <b>CATERPILLAR 3406 DIESEL ENG.</b>   |                 |                |             |   |                 |                |             |
|                           | Cyl. - Left Turn.....   | 71303           |                | 39856       | Cyl. - Left Turn.....   | 71303           |                | 39856       |
|                           | Cyl. - Right Turn.....  | 71303           |                |             | Cyl. - Right Turn.....  | 71303           |                |             |
|                           | Pressure; W/Eaton P.S. Pump; ☆A.....  | 71299           |                | 39856       | Pressure; W/Eaton P.S. Pump; ☆A.....  | 71299           |                | 39856       |
|                           | Return.....   | 71299           |                | 39856       | Return.....   | 71299           |                | 39856       |
|                           | <b>CUMMINS 6-CYL. 14.0 L DIESEL ENG.; DETROIT DIESEL 6-71 DIESEL ENG.; DETROIT DIESEL 6V-92 DIESEL ENG.; DETROIT DIESEL 8V-71 DIESEL ENG.</b>               |                 |                |             |   |                 |                |             |
| REPAIR KITS               | Cyl. - Left Turn.....   | 71303           |                | 39856       | Cyl. - Left Turn.....   | 71303           |                | 39856       |
|                           | Cyl. - Right Turn.....  | 71303           |                |             | Cyl. - Right Turn.....  | 71303           |                |             |
|                           | Pressure; W/Eaton P.S. Pump; ☆A.....  | 71299           |                | 39856       | Pressure; W/Eaton P.S. Pump; ☆A.....  | 71299           |                | 39856       |
|                           | Return.....   | 71299           |                | 39856       | Return.....   | 71299           |                | 39856       |
|                           | <b>1976-1975</b>  |                 |                |             |   |                 |                |             |
|                           | <b>CATERPILLAR 3406 DIESEL ENG.</b>   |                 |                |             |   |                 |                |             |
|                           | Cyl. - Left Turn.....   | 71303           |                | 39856       | Cyl. - Left Turn.....   | 71303           |                | 39856       |
|                           | Cyl. - Right Turn.....  | 71303           |                |             | Cyl. - Right Turn.....  | 71303           |                |             |
|                           | Pressure; W/Eaton P.S. Pump; ☆A.....  | 71299           |                | 39856       | Pressure; W/Eaton P.S. Pump; ☆A.....  | 71299           |                | 39856       |
|                           | Return.....   | 71299           |                | 39856       | Return.....   | 71299           |                | 39856       |

\* Cut From C.P.E. 3/8" I.D. Hose: 71350 (48"), 81352 (25').  
 † Cut From S.A.E. 11/32" I.D. Hose: 80062 (12"), 80063 (24"), 80064 (36"), 81353 (25').  
 ★ Cut From S.A.E. 3/8" I.D. Hose: 71224 (24"), 71236 (36"), 71206 (48"), 81206 (25'). May Also Use 3/8" C.P.E.  
 ♣ Cut From S.A.E. 5/8" I.D. Hose: 71351 (36").  
 □ Cut From 1/2" I.D. Suction Hose: 71296 (36"), 81354 (10').  
 † Cut From 5/8" I.D. Suction Hose: 71207 (42"), 81355 (10').  
 \* Cut From 3/4" I.D. Suction Hose: 71297 (36"), 81356 (10').  
 ☆ See Page A14 For Pump or Gear Identification.

② Two Required.  
 ③ Three Required.  
 ④ Four Required.  
 < Cut To Fit.  
 Ⓢ Replaces Both Upper and Lower Hose.  
 ▲ 252660 Adaptor Required For Some Models.  
 ♣ See Page A6 For Installation Procedure.

# Power Steering Hose for Medium and Heavy-Duty Trucks

| Application  | Assembly Number | Multi-Use Hose | End Fitting | Application   | Assembly Number | Multi-Use Hose | End Fitting |
|--|-----------------|----------------|-------------|---|-----------------|----------------|-------------|
| <b>FORD - Continued</b>  |                 |                |             | <b>FORD - Continued</b>   |                 |                |             |
| <b>LN9000 - Continued</b>  |                 |                |             | <b>LNT800 - Continued</b>   |                 |                |             |
| <b>1976-1975 - Continued</b>   |                 |                |             | <b>1978-1975</b>  |                 |                |             |
| CUMMINS NH DIESEL ENG.; CUMMINS V903 DIESEL ENG.; CUMMINS 6-CYL. 14.0 L DIESEL ENG.; DETROIT DIESEL 6-71 DIESEL ENG.; DETROIT DIESEL 8V-71 DIESEL ENG.; DETROIT DIESEL 8V-71N DIESEL ENG.; DETROIT DIESEL 8V-71T DIESEL ENG. |                 |                |             | FORD V-8 330 ENG.; FORD V-8 359 ENG.; FORD V-8 361 ENG.; FORD V-8 389 ENG.; FORD V-8 391 ENG.; FORD V-8 401 ENG.; FORD V-8 475 ENG.; FORD V-8 477 ENG.; FORD V-8 534 ENG. |                 |                |             |
| Cyl. - Left Turn.....  | 71303           |                | 39856       | Cyl. - Left Turn.....   | 71303           |                | 39856       |
| Cyl. - Right Turn.....   | 71303           |                |             | Cyl. - Right Turn.....  | 71304           |                | 39856       |
|  |                 |                |             | Pressure.....   | 71299           |                | 39856       |
|  |                 |                |             | Return.....   | 71299           |                | 39856       |
| <b>1974-1972</b>   |                 |                |             | <b>1974-1972</b>  |                 |                |             |
| CUMMINS NH DIESEL ENG.; CUMMINS V903 DIESEL ENG.; CUMMINS 6-CYL. 14.0 L DIESEL ENG.; DETROIT DIESEL 6-71 DIESEL ENG.; DETROIT DIESEL 8V-71 DIESEL ENG.; DETROIT DIESEL 8V-71N DIESEL ENG.; DETROIT DIESEL 8V-71T DIESEL ENG. |                 |                |             | FORD V-8 330 ENG.; FORD V-8 359 ENG.; FORD V-8 361 ENG.; FORD V-8 389 ENG.; FORD V-8 391 ENG.; FORD V-8 401 ENG.; FORD V-8 475 ENG.; FORD V-8 477 ENG.; FORD V-8 534 ENG. |                 |                |             |
| Cyl. - Left Turn.....  | 71303           |                | 39856       | Pressure.....   | 71299           |                | 39856       |
| Cyl. - Right Turn.....   | 71303           |                |             | Return.....   | 71299           |                | 39856       |
| <b>1971</b>  |                 |                |             | <b>1971-1970</b>  |                 |                |             |
| CUMMINS NH DIESEL ENG.; CUMMINS 6-CYL. 14.0 L DIESEL ENG.; DETROIT DIESEL 6-71 DIESEL ENG.; DETROIT DIESEL 8V-71 DIESEL ENG.; DETROIT DIESEL 8V-71N DIESEL ENG.; DETROIT DIESEL 8V-71T DIESEL ENG.                           |                 |                |             | FORD V-8 330 ENG.; FORD V-8 359 ENG.; FORD V-8 361 ENG.; FORD V-8 389 ENG.; FORD V-8 391 ENG.   |                 |                |             |
| Cyl. - Left Turn.....  | 71303           |                | 39856       | Pressure.....   | 71299           |                | 39856       |
| Cyl. - Right Turn.....   | 71303           |                |             | Return.....   | 71299           |                | 39856       |
| <b>1970</b>  |                 |                |             | <b>LNT880</b>   |                 |                |             |
| CUMMINS NH DIESEL ENG.; CUMMINS NHC DIESEL ENG.; CUMMINS NHCT DIESEL ENG.; DETROIT DIESEL 6-71 DIESEL ENG.; DETROIT DIESEL 8V-71 DIESEL ENG.; DETROIT DIESEL 8V-71N DIESEL ENG.  |                 |                |             | <b>1979</b>   |                 |                |             |
| Cyl. - Left Turn.....  | 71303           |                | 39856       | FORD V-8 401 ENG.; FORD V-8 475 ENG.; FORD V-8 477 ENG.; FORD V-8 534 ENG.  |                 |                |             |
| Cyl. - Right Turn.....   | 71303           |                |             | Pressure.....   | 71299           |                | 39856       |
|  |                 |                |             | Return.....   | 71299           |                | 39856       |
| <b>1970</b>  |                 |                |             | <b>1978-1975</b>  |                 |                |             |
| CUMMINS NH DIESEL ENG.; CUMMINS NHC DIESEL ENG.; CUMMINS NHCT DIESEL ENG.; DETROIT DIESEL 6-71 DIESEL ENG.; DETROIT DIESEL 8V-71 DIESEL ENG.; DETROIT DIESEL 8V-71N DIESEL ENG.  |                 |                |             | FORD V-8 401 ENG.; FORD V-8 475 ENG.; FORD V-8 477 ENG.; FORD V-8 534 ENG.  |                 |                |             |
| Cyl. - Left Turn.....  | 71303           |                | 39856       | Cyl. - Left Turn.....   | 71303           |                | 39856       |
| Cyl. - Right Turn.....   | 71303           |                |             | Cyl. - Right Turn.....  | 71304           |                | 39856       |
|  |                 |                |             | Pressure.....   | 71299           |                | 39856       |
|  |                 |                |             | Return.....   | 71299           |                | 39856       |
| <b>LNT800</b>  |                 |                |             | <b>1974-1971</b>  |                 |                |             |
| <b>1983-1982</b>   |                 |                |             | FORD V-8 401 ENG.; FORD V-8 475 ENG.; FORD V-8 477 ENG.; FORD V-8 534 ENG.  |                 |                |             |
| FORD V-8 6.1 L ENG.; FORD V-8 7.0 L ENG.   |                 |                |             | Pressure.....   |                 |                |             |
| Return.....  | 71299           |                | 39856       | Return.....   | 71299           |                | 39856       |
| <b>1981-1980</b>   |                 |                |             | <b>LNT900</b>   |                 |                |             |
| FORD V-8 6.1 L ENG.; FORD V-8 7.0 L ENG.   |                 |                |             | <b>1981-1980</b>  |                 |                |             |
| Pressure.....  | 71299           |                | 39856       | FORD V-8 7.8 L ENG.; FORD V-8 8.8 L ENG.  |                 |                |             |
| Return.....  | 71299           |                | 39856       | Pressure.....   | 71299           |                | 39856       |
|  |                 |                |             | Return.....   | 71299           |                | 39856       |
| <b>1979</b>  |                 |                |             | <b>1979</b>   |                 |                |             |
| FORD V-8 370 ENG.; FORD V-8 401 ENG.; FORD V-8 429 ENG.; FORD V-8 475 ENG.; FORD V-8 477 ENG.; FORD V-8 534 ENG.   |                 |                |             | FORD V-8 401 ENG.; FORD V-8 475 ENG.; FORD V-8 477 ENG.; FORD V-8 534 ENG.  |                 |                |             |
| Pressure.....  | 71299           |                | 39856       | Pressure.....   | 71299           |                | 39856       |
| Return.....  | 71299           |                | 39856       | Return.....   | 71299           |                | 39856       |

SYSTEM PUMP & GEAR IDENT.

SYSTEM & COMPONENT IDENT.

PASS. CARS

LIGHT TRUCKS

MEDIUM/HEAVY TRUCKS

BUSES

HOSE NUMERICAL

REPAIR KITS

KIT NUMERICAL

ILLUSTRATIONS

\* Cut From C.P.E. 3/8" I.D. Hose: 71350 (48"), 81352 (25').  
 † Cut From S.A.E. 11/32" I.D. Hose: 80062 (12"), 80063 (24"), 80064 (36"), 81353 (25').  
 \* Cut From S.A.E. 3/8" I.D. Hose: 71224 (24"), 71236 (36"), 71206 (48"), 81206 (25'). May Also Use 3/8" C.P.E.  
 \* Cut From S.A.E. 5/8" I.D. Hose: 71351 (36").  
 □ Cut From 1/2" I.D. Suction Hose: 71296 (36"), 81354 (10').  
 † Cut From 5/8" I.D. Suction Hose: 71207 (42"), 81355 (10').  
 \* Cut From 3/4" I.D. Suction Hose: 71297 (36"), 81356 (10').  
 ☆ See Page A14 For Pump or Gear Identification.

② Two Required.  
 ③ Three Required.  
 ④ Four Required.  
 < Cut To Fit.  
 ☉ Replaces Both Upper and Lower Hose.  
 ▲ 252660 Adaptor Required For Some Models.  
 ✦ See Page A6 For Installation Procedure.

# Power Steering Hose for Medium and Heavy-Duty Trucks

**SYSTEM PUMP & GEAR IDENT.**

**SYSTEM & COMPONENT IDENT.**

**PASS. CARS**

**LIGHT TRUCKS**

**MEDIUM/HEAVY TRUCKS**

**BUSES**

**HOSE NUMERICAL**

**REPAIR KITS**

**KIT NUMERICAL**

**ILLUSTRATIONS**

| Application   | Assembly Number | Multi-Use Hose | End Fitting |
|---|-----------------|----------------|-------------|
| <b>FORD - Continued</b>   |                 |                |             |
| <b>LNT900 - Continued</b>   |                 |                |             |
| <b>1978-1975</b>  |                 |                |             |
| <b>FORD V-8 401 ENG.; FORD V-8 475 ENG.; FORD V-8 477 ENG.; FORD V-8 534 ENG.</b>   |                 |                |             |
| Cyl. - Left Turn.....   | 71303           |                | 39856       |
| Cyl. - Right Turn.....  | 71304           |                |             |
| Pressure.....   | 71299           |                | 39856       |
| Return.....   | 71299           |                | 39856       |
| <b>1974-1971</b>  |                 |                |             |
| <b>FORD V-8 401 ENG.; FORD V-8 475 ENG.; FORD V-8 477 ENG.; FORD V-8 534 ENG.</b>   |                 |                |             |
| Pressure.....   | 71299           |                | 39856       |
| Return.....   | 71299           |                | 39856       |
| <b>LNT8000</b>  |                 |                |             |
| <b>1983-1980</b>  |                 |                |             |
| <b>CATERPILLAR 3208 DIESEL ENG.</b>   |                 |                |             |
| Cyl. - Left Turn.....   | 71303           |                | 39856       |
| Cyl. - Right Turn.....  | 71303           |                |             |
| Pressure; W/Eaton P.S. Pump; ☆A.....  | 71299           |                | 39856       |
| Return.....   | 71299           |                | 39856       |
| <b>1979-1976</b>  |                 |                |             |
| <b>CATERPILLAR 3208 DIESEL ENG.</b>   |                 |                |             |
| Cyl. - Left Turn.....   | 71303           |                | 39856       |
| Cyl. - Right Turn.....  | 71303           |                |             |
| Pressure; W/Eaton P.S. Pump; ☆A.....  | 71299           |                | 39856       |
| Return.....   | 71299           |                | 39856       |
| <b>CUMMINS V555 DIESEL ENG.; CUMMINS VT555 DIESEL ENG.</b>  |                 |                |             |
| Cyl. - Left Turn.....   | 71303           |                | 39856       |
| Cyl. - Right Turn.....  | 71303           |                |             |
| <b>1975-1973</b>  |                 |                |             |
| <b>CATERPILLAR 3208 DIESEL ENG.; CATERPILLAR V150 DIESEL ENG.; CATERPILLAR V175 DIESEL ENG.; CATERPILLAR V190 DIESEL ENG.; CATERPILLAR V290 DIESEL ENG.</b> |                 |                |             |
| Cyl. - Left Turn.....   | 71303           |                | 39856       |
| Cyl. - Right Turn.....  | 71303           |                |             |
| Pressure; W/Eaton P.S. Pump; ☆A.....  | 71299           |                | 39856       |
| Return.....   | 71299           |                | 39856       |
| <b>CUMMINS V555 DIESEL ENG.; CUMMINS VT555 DIESEL ENG.</b>  |                 |                |             |
| Cyl. - Left Turn.....   | 71303           |                | 39856       |
| Cyl. - Right Turn.....  | 71303           |                |             |
| <b>1972-1971</b>  |                 |                |             |
| <b>CATERPILLAR 3208 DIESEL ENG.; CATERPILLAR V150 DIESEL ENG.; CATERPILLAR V175 DIESEL ENG.; CATERPILLAR V190 DIESEL ENG.; CATERPILLAR V290 DIESEL ENG.</b> |                 |                |             |
| Cyl. - Left Turn.....   | 71303           |                | 39856       |
| Cyl. - Right Turn.....  | 71303           |                |             |
| Pressure; W/Eaton P.S. Pump; ☆A.....  | 71299           |                | 39856       |
| Return.....   | 71299           |                | 39856       |
| <b>DETROIT DIESEL 6V-53 DIESEL ENG.</b>   |                 |                |             |
| Cyl. - Left Turn.....   | 71303           |                | 39856       |

| Application   | Assembly Number | Multi-Use Hose | End Fitting |
|---|-----------------|----------------|-------------|
| <b>FORD - Continued</b>   |                 |                |             |
| <b>LNT8000 - Continued</b>  |                 |                |             |
| <b>1972-1971 - Continued</b>  |                 |                |             |
| <b>DETROIT DIESEL 6V-53 DIESEL ENG. - Continued</b>   |                 |                |             |
| Cyl. - Right Turn.....  | 71303           |                |             |
| <b>1970</b>   |                 |                |             |
| <b>CATERPILLAR V-8 573 DIESEL ENG.; CATERPILLAR V150 DIESEL ENG.; CATERPILLAR V175 DIESEL ENG.</b>  |                 |                |             |
| Cyl. - Left Turn.....   | 71303           |                | 39856       |
| Cyl. - Right Turn.....  | 71303           |                |             |
| Pressure; W/Eaton P.S. Pump; ☆A.....  | 71299           |                | 39856       |
| Return.....   | 71299           |                | 39856       |
| <b>DETROIT DIESEL 6V-53 DIESEL ENG.</b>   |                 |                |             |
| Cyl. - Left Turn.....   | 71303           |                | 39856       |
| Cyl. - Right Turn.....  | 71303           |                |             |
| <b>LNT9000</b>  |                 |                |             |
| <b>1983-1980</b>  |                 |                |             |
| <b>CATERPILLAR 3406 DIESEL ENG.</b>   |                 |                |             |
| Cyl. - Left Turn.....   | 71303           |                | 39856       |
| Cyl. - Right Turn.....  | 71303           |                |             |
| Pressure; W/Eaton P.S. Pump; ☆A.....  | 71299           |                | 39856       |
| Return.....   | 71299           |                | 39856       |
| <b>CUMMINS 6-CYL. 14.0 L DIESEL ENG.; DETROIT DIESEL 6-71 DIESEL ENG.; DETROIT DIESEL 6V-92 DIESEL ENG.; DETROIT DIESEL 8V-71 DIESEL ENG.</b>   |                 |                |             |
| Cyl. - Left Turn.....   | 71303           |                | 39856       |
| Cyl. - Right Turn.....  | 71303           |                |             |
| <b>1979</b>   |                 |                |             |
| <b>CATERPILLAR 3406 DIESEL ENG.</b>   |                 |                |             |
| Cyl. - Left Turn.....   | 71303           |                | 39856       |
| Cyl. - Right Turn.....  | 71303           |                |             |
| Pressure; W/Eaton P.S. Pump; ☆A.....  | 71299           |                | 39856       |
| Return.....   | 71299           |                | 39856       |
| <b>CUMMINS NH DIESEL ENG.; CUMMINS 6-CYL. 14.0 L DIESEL ENG.; DETROIT DIESEL 6-71 DIESEL ENG.; DETROIT DIESEL 6V-92 DIESEL ENG.; DETROIT DIESEL 8V-71 DIESEL ENG.; DETROIT DIESEL 8V-71N DIESEL ENG.; DETROIT DIESEL 8V-71T DIESEL ENG.; DETROIT DIESEL 8V-92 DIESEL ENG.</b>                           |                 |                |             |
| Cyl. - Left Turn.....   | 71303           |                | 39856       |
| Cyl. - Right Turn.....  | 71303           |                |             |
| <b>1978</b>   |                 |                |             |
| <b>CATERPILLAR 3406 DIESEL ENG.</b>   |                 |                |             |
| Cyl. - Left Turn.....   | 71303           |                | 39856       |
| Cyl. - Right Turn.....  | 71303           |                |             |
| Pressure; W/Eaton P.S. Pump; ☆A.....  | 71299           |                | 39856       |
| Return.....   | 71299           |                | 39856       |
| <b>CUMMINS NH DIESEL ENG.; CUMMINS V903 DIESEL ENG.; CUMMINS 6-CYL. 14.0 L DIESEL ENG.; DETROIT DIESEL 6-71 DIESEL ENG.; DETROIT DIESEL 6V-92 DIESEL ENG.; DETROIT DIESEL 8V-71 DIESEL ENG.; DETROIT DIESEL 8V-71N DIESEL ENG.; DETROIT DIESEL 8V-71T DIESEL ENG.; DETROIT DIESEL 8V-92 DIESEL ENG.</b> |                 |                |             |
| Cyl. - Left Turn.....   | 71303           |                | 39856       |
| Cyl. - Right Turn.....  | 71303           |                |             |

\* Cut From C.P.E. 3/8" I.D. Hose: 71350 (48"), 81352 (25').  
 † Cut From S.A.E. 11/32" I.D. Hose: 80062 (12"), 80063 (24"), 80064 (36"), 81353 (25').  
 ★ Cut From S.A.E. 3/8" I.D. Hose: 71224 (24"), 71236 (36"), 71206 (48"), 81206 (25'). May Also Use 3/8" C.P.E.  
 ♣ Cut From S.A.E. 5/8" I.D. Hose: 71351 (36").  
 □ Cut From 1/2" I.D. Suction Hose: 71296 (36"), 81354 (10').  
 † Cut From 5/8" I.D. Suction Hose: 71207 (42"), 81355 (10').  
 \* Cut From 3/4" I.D. Suction Hose: 71297 (36"), 81356 (10').  
 ☆ See Page A14 For Pump or Gear Identification.

② Two Required.  
 ③ Three Required.  
 ④ Four Required.  
 < Cut To Fit.  
 ☉ Replaces Both Upper and Lower Hose.  
 ▲ 252660 Adaptor Required For Some Models.  
 ✦ See Page A6 For Installation Procedure.



# Power Steering Hose for Medium and Heavy-Duty Trucks

| Application   | Assembly Number | Multi-Use Hose | End Fitting | Application   | Assembly Number | Multi-Use Hose | End Fitting |        |  |
|---|-----------------|----------------|-------------|---|-----------------|----------------|-------------|--------|--|
| <b>FORD - Continued</b>   |                 |                |             | <b>FORD - Continued</b>   |                 |                |             |        |  |
| <b>LNT9000 - Continued</b>  |                 |                |             | <b>N SERIES</b>   |                 |                |             |        |  |
| <b>1977</b>   |                 |                |             | <b>1969-1968</b>  |                 |                |             |        |  |
| <b>CATERPILLAR 3406 DIESEL ENG.</b>   |                 |                |             | <b>FORD V-8 330 ENG.; FORD V-8 359 ENG.; FORD V-8 361 ENG.; FORD V-8 389 ENG.; FORD V-8 391 ENG.; FORD V-8 401 ENG.; FORD V-8 477 ENG.; FORD V-8 534 ENG.</b> |                 |                |             |        |  |
| Cyl. - Left Turn.....   | 71303           |                | 39856       | Cyl. - Left Turn; N500, N600, N700, N750.....   | 71303           |                |             |        |  |
| Cyl. - Right Turn.....  | 71303           |                |             | Cyl. - Right Turn; N500, N600, N700, N750.....  | 71304           |                |             |        |  |
| Pressure; W/Eaton P.S. Pump; ☆A.....  | 71299           |                | 39856       | Cyl.; N850, N950, N1000.....  | ②71300          |                |             |        |  |
| Return.....   | 71299           |                | 39856       | Pressure; N500, N600, N700, N750.....   | 71299           |                |             |        |  |
| <b>CUMMINS NH DIESEL ENG.; CUMMINS V903 DIESEL ENG.; CUMMINS 6-CYL. 14.0 L DIESEL ENG.; DETROIT DIESEL 6-71 DIESEL ENG.; DETROIT DIESEL 6V-92 DIESEL ENG.; DETROIT DIESEL 8V-71 DIESEL ENG.; DETROIT DIESEL 8V-71N DIESEL ENG.; DETROIT DIESEL 8V-71T DIESEL ENG.</b> |                 |                |             | Return; N500, N600, N700, N750.....   |                 |                |             | 71302  |  |
| Cyl. - Left Turn.....   | 71303           |                | 39856       | Return; N850, N950, N1000.....  | 71299           |                |             |        |  |
| Cyl. - Right Turn.....  | 71303           |                |             | <b>1967</b>   |                 |                |             |        |  |
| <b>1976-1975</b>  |                 |                |             | <b>FORD V-8 330 ENG.</b>  |                 |                |             |        |  |
| <b>CATERPILLAR 3406 DIESEL ENG.</b>   |                 |                |             | Cyl. - Right Turn; N500, N600, N700, N750.....  |                 |                |             | 71304  |  |
| Cyl. - Left Turn.....   | 71303           |                | 39856       | Cyl.; N850, N950, N1000.....  | ②71300          |                |             |        |  |
| Cyl. - Right Turn.....  | 71303           |                |             | Pressure; N500, N600, N700, N750;   |                 |                |             |        |  |
| Pressure; W/Eaton P.S. Pump; ☆A.....  | 71299           |                | 39856       | W/17" Hose.....   | 71299           |                |             |        |  |
| Return.....   | 71299           |                | 39856       | Pressure; N500, N600, N700, N750;   |                 |                |             |        |  |
| <b>CUMMINS NH DIESEL ENG.; CUMMINS V903 DIESEL ENG.; CUMMINS 6-CYL. 14.0 L DIESEL ENG.; DETROIT DIESEL 6-71 DIESEL ENG.; DETROIT DIESEL 8V-71 DIESEL ENG.; DETROIT DIESEL 8V-71N DIESEL ENG.; DETROIT DIESEL 8V-71T DIESEL ENG.</b>                                   |                 |                |             | W/24" Hose.....   |                 |                |             | 71300  |  |
| Cyl. - Left Turn.....   | 71303           |                | 39856       | Pressure; N850, N950, N1000.....  | 71299           |                |             |        |  |
| Cyl. - Right Turn.....  | 71303           |                |             | Return; N500, N600, N700, N750.....   | 71302           |                |             |        |  |
| <b>1974-1972</b>  |                 |                |             | Return; N850, N950, N1000.....  |                 |                |             | 71299  |  |
| <b>CUMMINS NH DIESEL ENG.; CUMMINS V903 DIESEL ENG.; CUMMINS 6-CYL. 14.0 L DIESEL ENG.; DETROIT DIESEL 6-71 DIESEL ENG.; DETROIT DIESEL 8V-71 DIESEL ENG.; DETROIT DIESEL 8V-71N DIESEL ENG.; DETROIT DIESEL 8V-71T DIESEL ENG.</b>                                   |                 |                |             | <b>FORD V-8 359 ENG.; FORD V-8 361 ENG.; FORD V-8 389 ENG.; FORD V-8 391 ENG.; FORD V-8 401 ENG.; FORD V-8 477 ENG.; FORD V-8 534 ENG.</b>                    |                 |                |             |        |  |
| Cyl. - Left Turn.....   | 71303           |                | 39856       | Cyl. - Left Turn; N500, N600, N700, N750.....   | 71303           |                |             |        |  |
| Cyl. - Right Turn.....  | 71303           |                |             | Cyl. - Right Turn; N500, N600, N700, N750.....  | 71304           |                |             |        |  |
| <b>1971</b>   |                 |                |             | Cyl.; N850, N950, N1000.....  |                 |                |             | ②71300 |  |
| <b>CUMMINS NH DIESEL ENG.; CUMMINS 6-CYL. 14.0 L DIESEL ENG.; DETROIT DIESEL 6-71 DIESEL ENG.; DETROIT DIESEL 8V-71 DIESEL ENG.; DETROIT DIESEL 8V-71N DIESEL ENG.; DETROIT DIESEL 8V-71T DIESEL ENG.</b>   |                 |                |             | Pressure; N500, N600, N700, N750;   |                 |                |             |        |  |
| Cyl. - Left Turn.....   | 71303           |                | 39856       | W/17" Hose.....   | 71299           |                |             |        |  |
| Cyl. - Right Turn.....  | 71303           |                |             | Pressure; N500, N600, N700, N750;   |                 |                |             |        |  |
| <b>1970</b>   |                 |                |             | W/24" Hose.....   |                 |                |             | 71300  |  |
| <b>CUMMINS NH DIESEL ENG.; CUMMINS NHC DIESEL ENG.; CUMMINS NHCT DIESEL ENG.; DETROIT DIESEL 6-71 DIESEL ENG.; DETROIT DIESEL 8V-71 DIESEL ENG.; DETROIT DIESEL 8V-71N DIESEL ENG.</b>  |                 |                |             | Pressure; N850, N950, N1000.....  |                 |                |             | 71299  |  |
| Cyl. - Left Turn.....   | 71303           |                | 39856       | Return; N500, N600, N700, N750.....   | 71302           |                |             |        |  |
| Cyl. - Right Turn.....  | 71303           |                |             | Return; N850, N950, N1000.....  | 71299           |                |             |        |  |
| <b>1966-1965</b>  |                 |                |             | <b>1964</b>   |                 |                |             |        |  |
| <b>FORD V-8 330 ENG.; FORD V-8 359 ENG.; FORD V-8 361 ENG.; FORD V-8 389 ENG.; FORD V-8 391 ENG.; FORD V-8 401 ENG.; FORD V-8 477 ENG.; FORD V-8 534 ENG.</b>   |                 |                |             | <b>FORD 6-CYL. 223 ENG.; FORD 6-CYL. 262 ENG.</b>   |                 |                |             |        |  |
| Cyl. - Left Turn.....   | 71303           |                | 39856       | Cyl.....  | ②71304          |                |             |        |  |
| Cyl. - Right Turn.....  | 71303           |                |             | Pressure.....   | 71299           |                |             |        |  |
| <b>1964</b>   |                 |                |             | Return.....   |                 |                |             | 71302  |  |

\* Cut From C.P.E. 3/8" I.D. Hose: 71350 (48"), 81352 (25').

† Cut From S.A.E. 11/32" I.D. Hose: 80062 (12"), 80063 (24"), 80064 (36"), 81353 (25').

★ Cut From S.A.E. 3/8" I.D. Hose: 71224 (24"), 71236 (36"), 71206 (48"), 81206 (25'). May Also Use 3/8" C.P.E.

✦ Cut From S.A.E. 5/8" I.D. Hose: 71351 (36").

□ Cut From 1/2" I.D. Suction Hose: 71296 (36"), 81354 (10').

◇ Cut From 5/8" I.D. Suction Hose: 71207 (42"), 81355 (10').

✧ Cut From 3/4" I.D. Suction Hose: 71297 (36"), 81356 (10').

☆ See Page A14 For Pump or Gear Identification.

② Two Required.

③ Three Required.

④ Four Required.

⊕ Cut To Fit.

⊗ Replaces Both Upper and Lower Hose.

▲ 252660 Adaptor Required For Some Models.

✦ See Page A6 For Installation Procedure.

SYSTEM  
PUMP &  
GEAR  
IDENT.

SYSTEM &  
COM-  
PONENT  
IDENT.

PASS.  
CARS

LIGHT  
TRUCKS

MEDIUM/  
HEAVY  
TRUCKS

BUSES

HOSE  
NUMER-  
ICAL

REPAIR  
KITS

KIT  
NUMER-  
ICAL

ILLUSTRATIONS

# Power Steering Hose for Medium and Heavy-Duty Trucks

|                           | Application   | Assembly Number | Multi-Use Hose | End Fitting | Application  | Assembly Number | Multi-Use Hose | End Fitting |
|---------------------------|---|-----------------|----------------|-------------|--|-----------------|----------------|-------------|
| SYSTEM PUMP & GEAR IDENT. | <b>FORD - Continued</b>   |                 |                |             | <b>GMC - Continued</b>   |                 |                |             |
|                           | <b>N SERIES - Continued</b>   |                 |                |             | <b>ASTRO - Continued</b>   |                 |                |             |
|                           | <b>1964 - Continued</b>   |                 |                |             | <b>1981</b>  |                 |                |             |
| SYSTEM & COMPONENT IDENT. | FORD V-8 292 ENG.; FORD V-8 330 ENG.; FORD V-8 359 ENG.; FORD V-8 361 ENG.; FORD V-8 389 ENG.; FORD V-8 391 ENG.; FORD V-8 401 ENG.; FORD V-8 477 ENG.; |                 |                |             | DETROIT DIESEL 6-71 DIESEL ENG.; DETROIT DIESEL 6V-92 DIESEL ENG.; DETROIT DIESEL 8V-71 DIESEL ENG.; DETROIT DIESEL 8V-92 DIESEL ENG.  |                 |                |             |
|                           | FORD V-8 534 ENG.   |                 |                |             | Reservoir; W/1/2" I.D. Hose..... □   |                 |                |             |
|                           | Cyl.; N500, N600, N700, N750.....   | ②71304          |                |             | Reservoir; W/5/8" I.D. Hose..... ❖   |                 |                |             |
|                           | Cyl.; N850, N950, N1000.....  | ②71300          |                |             | Reservoir; W/3/4" I.D. Hose..... ✱   |                 |                |             |
|                           | Pressure.....   | 71299           |                |             | Return; W/3/8" I.D. Hose..... ★  |                 |                |             |
|                           | Return.....   | 71299           |                |             | <b>1980-1979</b>   |                 |                |             |
| PASS. CARS                | <b>1963</b>   |                 |                |             | CATERPILLAR 3406 DIESEL ENG.; CUMMINS 6-CYL. 14.0 L DIESEL ENG.; DETROIT DIESEL 6-71 DIESEL ENG.; DETROIT DIESEL 6V-92 DIESEL ENG.; DETROIT DIESEL 8V-71 DIESEL ENG.; DETROIT DIESEL 8V-92 DIESEL ENG. |                 |                |             |
|                           | FORD 6-CYL. 223 ENG.; FORD 6-CYL. 262 ENG.  |                 |                |             | Pressure..... 71299  |                 |                |             |
|                           | Cyl.....  | ②71304          |                |             | Reservoir; W/1/2" I.D. Hose..... □   |                 |                |             |
|                           | Pressure.....   | 71299           |                |             | Reservoir; W/5/8" I.D. Hose..... ❖   |                 |                |             |
|                           | Return.....   | 71302           |                |             | Reservoir; W/3/4" I.D. Hose..... ✱   |                 |                |             |
|                           | FORD V-8 292 ENG.; FORD V-8 302 ENG.; FORD V-8 332 ENG.; FORD V-8 401 ENG.; FORD V-8 477 ENG.; FORD V-8 534 ENG.  |                 |                |             | Return; W/3/8" I.D. Hose..... ★  |                 |                |             |
|                           | Cyl.; N500, N600, N700, N750.....   | ②71304          |                |             | <b>BRIGADIER</b>   |                 |                |             |
|                           | Cyl.; N850, N950, N1000.....  | ②71300          |                |             | <b>1983-1982</b>   |                 |                |             |
|                           | Pressure.....   | 71299           |                |             | DETROIT DIESEL 6-71 DIESEL ENG.; DETROIT DIESEL 6V-53 DIESEL ENG.; DETROIT DIESEL 6V-92 DIESEL ENG.  |                 |                |             |
|                           | Return.....   | 71299           |                |             | Reservoir; W/1/2" I.D. Hose..... □   |                 |                |             |
|                           | <b>W9000</b>  |                 |                |             | Reservoir; W/5/8" I.D. Hose..... ❖   |                 |                |             |
|                           | <b>1977-1976</b>  |                 |                |             | Reservoir; W/3/4" I.D. Hose..... ✱   |                 |                |             |
|                           | CUMMINS 6-CYL. 14.0 L DIESEL ENG.   |                 |                |             | Return; W/3/8" I.D. Hose..... ★  |                 |                |             |
|                           | Cyl. - Left Turn.....   | 71301           |                | 39854       | <b>1981</b>  |                 |                |             |
|                           | Cyl. - Right Turn.....  | 71302           |                |             | DETROIT DIESEL 6-71 DIESEL ENG.; DETROIT DIESEL 6V-53 DIESEL ENG.; DETROIT DIESEL 6V-92 DIESEL ENG.  |                 |                |             |
|                           | <b>W SERIES</b>   |                 |                |             | Reservoir; W/1/2" I.D. Hose..... □   |                 |                |             |
|                           | <b>1970-1967</b>  |                 |                |             | Reservoir; W/5/8" I.D. Hose..... ❖   |                 |                |             |
|                           | DETROIT DIESEL 6-71 DIESEL ENG.   |                 |                |             | Reservoir; W/3/4" I.D. Hose..... ✱   |                 |                |             |
|                           | Pressure.....   | 71302           |                |             | Return; W/3/8" I.D. Hose..... ★  |                 |                |             |
|                           | Return.....   | 71304           |                |             | <b>1980</b>  |                 |                |             |
|                           | <b>WT9000</b>   |                 |                |             | CATERPILLAR 3208 DIESEL ENG.   |                 |                |             |
|                           | <b>1977-1976</b>  |                 |                |             | Cyl..... ②71303  |                 |                |             |
|                           | CUMMINS 6-CYL. 14.0 L DIESEL ENG.   |                 |                |             | Pressure..... 71305  |                 |                |             |
|                           | Cyl. - Left Turn.....   | 71301           |                | 39854       | Reservoir; W/1/2" I.D. Hose..... □   |                 |                |             |
|                           | Cyl. - Right Turn.....  | 71302           |                |             | Reservoir; W/5/8" I.D. Hose..... ❖   |                 |                |             |
|                           | <b>GMC</b>  |                 |                |             | Reservoir; W/3/4" I.D. Hose..... ✱   |                 |                |             |
|                           | <b>ASTRO</b>  |                 |                |             | Return; W/3/8" I.D. Hose..... ★  |                 |                |             |
|                           | <b>1983-1982</b>  |                 |                |             | CUMMINS 6-CYL. 14.0 L DIESEL ENG.; DETROIT DIESEL 6-71 DIESEL ENG.; DETROIT DIESEL 6V-92 DIESEL ENG.; DETROIT DIESEL 8V-71 DIESEL ENG.   |                 |                |             |
|                           | DETROIT DIESEL 6V-92 DIESEL ENG.; DETROIT DIESEL 8V-71 DIESEL ENG.; DETROIT DIESEL 8V-92 DIESEL ENG.  |                 |                |             | Pressure..... 71303  |                 |                |             |
|                           | Reservoir; W/1/2" I.D. Hose.....  |                 |                |             | Reservoir; W/1/2" I.D. Hose..... □   |                 |                |             |
|                           | Reservoir; W/5/8" I.D. Hose.....  |                 |                |             | Reservoir; W/5/8" I.D. Hose..... ❖   |                 |                |             |
|                           | Reservoir; W/3/4" I.D. Hose.....  |                 |                |             | Reservoir; W/3/4" I.D. Hose..... ✱   |                 |                |             |
|                           | Return; W/3/8" I.D. Hose.....   |                 |                |             | Return; W/3/8" I.D. Hose..... ★  |                 |                |             |
|                           | <b>1983-1982</b>  |                 |                |             | DETROIT DIESEL 6V-53 DIESEL ENG.   |                 |                |             |
|                           | DETROIT DIESEL 6V-92 DIESEL ENG.; DETROIT DIESEL 8V-71 DIESEL ENG.; DETROIT DIESEL 8V-92 DIESEL ENG.  |                 |                |             | Cyl..... ②71303  |                 |                |             |
|                           | Reservoir; W/1/2" I.D. Hose.....  |                 |                |             | Pressure; W/FL931 Axle..... 71304  |                 |                |             |
|                           | Reservoir; W/5/8" I.D. Hose.....  |                 |                |             | Pressure; W/O FL931 Axle..... 71305  |                 |                |             |
|                           | Reservoir; W/3/4" I.D. Hose.....  |                 |                |             | Reservoir; W/1/2" I.D. Hose..... □   |                 |                |             |
|                           | Return; W/3/8" I.D. Hose.....   |                 |                |             | Reservoir; W/5/8" I.D. Hose..... ❖   |                 |                |             |
|                           | <b>1983-1982</b>  |                 |                |             | Reservoir; W/3/4" I.D. Hose..... ✱   |                 |                |             |
|                           | DETROIT DIESEL 6V-92 DIESEL ENG.; DETROIT DIESEL 8V-71 DIESEL ENG.; DETROIT DIESEL 8V-92 DIESEL ENG.  |                 |                |             | Return; W/3/8" I.D. Hose..... ★  |                 |                |             |
|                           | Reservoir; W/1/2" I.D. Hose.....  |                 |                |             | <b>1980</b>  |                 |                |             |
|                           | Reservoir; W/5/8" I.D. Hose.....  |                 |                |             | CATERPILLAR 3208 DIESEL ENG.   |                 |                |             |
|                           | Reservoir; W/3/4" I.D. Hose.....  |                 |                |             | Cyl..... ②71303  |                 |                |             |
|                           | Return; W/3/8" I.D. Hose.....   |                 |                |             | Pressure; W/FL931 Axle..... 71304  |                 |                |             |
|                           | <b>1983-1982</b>  |                 |                |             | Pressure; W/O FL931 Axle..... 71305  |                 |                |             |
|                           | DETROIT DIESEL 6V-92 DIESEL ENG.; DETROIT DIESEL 8V-71 DIESEL ENG.; DETROIT DIESEL 8V-92 DIESEL ENG.  |                 |                |             | Reservoir; W/1/2" I.D. Hose..... □   |                 |                |             |
|                           | Reservoir; W/1/2" I.D. Hose.....  |                 |                |             | Reservoir; W/5/8" I.D. Hose..... ❖   |                 |                |             |
|                           | Reservoir; W/5/8" I.D. Hose.....  |                 |                |             | Reservoir; W/3/4" I.D. Hose..... ✱   |                 |                |             |
|                           | Reservoir; W/3/4" I.D. Hose.....  |                 |                |             | Return; W/3/8" I.D. Hose..... ★  |                 |                |             |
|                           | Return; W/3/8" I.D. Hose.....   |                 |                |             | <b>1981</b>  |                 |                |             |
|                           | <b>1983-1982</b>  |                 |                |             | DETROIT DIESEL 6-71 DIESEL ENG.; DETROIT DIESEL 6V-53 DIESEL ENG.; DETROIT DIESEL 6V-92 DIESEL ENG.  |                 |                |             |
|                           | DETROIT DIESEL 6V-92 DIESEL ENG.; DETROIT DIESEL 8V-71 DIESEL ENG.; DETROIT DIESEL 8V-92 DIESEL ENG.  |                 |                |             | Reservoir; W/1/2" I.D. Hose..... □   |                 |                |             |
|                           | Reservoir; W/1/2" I.D. Hose.....  |                 |                |             | Reservoir; W/5/8" I.D. Hose..... ❖   |                 |                |             |
|                           | Reservoir; W/5/8" I.D. Hose.....  |                 |                |             | Reservoir; W/3/4" I.D. Hose..... ✱   |                 |                |             |
|                           | Reservoir; W/3/4" I.D. Hose.....  |                 |                |             | Return; W/3/8" I.D. Hose..... ★  |                 |                |             |
|                           | Return; W/3/8" I.D. Hose.....   |                 |                |             | <b>1980</b>  |                 |                |             |
|                           | <b>1983-1982</b>  |                 |                |             | CATERPILLAR 3208 DIESEL ENG.   |                 |                |             |
|                           | DETROIT DIESEL 6V-92 DIESEL ENG.; DETROIT DIESEL 8V-71 DIESEL ENG.; DETROIT DIESEL 8V-92 DIESEL ENG.  |                 |                |             | Cyl..... ②71303  |                 |                |             |
|                           | Reservoir; W/1/2" I.D. Hose.....  |                 |                |             | Pressure..... 71305  |                 |                |             |
|                           | Reservoir; W/5/8" I.D. Hose.....  |                 |                |             | Reservoir; W/1/2" I.D. Hose..... □   |                 |                |             |
|                           | Reservoir; W/3/4" I.D. Hose.....  |                 |                |             | Reservoir; W/5/8" I.D. Hose..... ❖   |                 |                |             |
|                           | Return; W/3/8" I.D. Hose.....   |                 |                |             | Reservoir; W/3/4" I.D. Hose..... ✱   |                 |                |             |
|                           | <b>1983-1982</b>  |                 |                |             | Return; W/3/8" I.D. Hose..... ★  |                 |                |             |
|                           | DETROIT DIESEL 6V-92 DIESEL ENG.; DETROIT DIESEL 8V-71 DIESEL ENG.; DETROIT DIESEL 8V-92 DIESEL ENG.  |                 |                |             | CUMMINS 6-CYL. 14.0 L DIESEL ENG.; DETROIT DIESEL 6-71 DIESEL ENG.; DETROIT DIESEL 6V-92 DIESEL ENG.; DETROIT DIESEL 8V-71 DIESEL ENG.   |                 |                |             |
|                           | Reservoir; W/1/2" I.D. Hose.....  |                 |                |             | Pressure..... 71303  |                 |                |             |
|                           | Reservoir; W/5/8" I.D. Hose.....  |                 |                |             | Reservoir; W/1/2" I.D. Hose..... □   |                 |                |             |
|                           | Reservoir; W/3/4" I.D. Hose.....  |                 |                |             | Reservoir; W/5/8" I.D. Hose..... ❖   |                 |                |             |
|                           | Return; W/3/8" I.D. Hose.....   |                 |                |             | Reservoir; W/3/4" I.D. Hose..... ✱   |                 |                |             |
|                           | <b>1983-1982</b>  |                 |                |             | Return; W/3/8" I.D. Hose..... ★  |                 |                |             |
|                           | DETROIT DIESEL 6V-92 DIESEL ENG.; DETROIT DIESEL 8V-71 DIESEL ENG.; DETROIT DIESEL 8V-92 DIESEL ENG.  |                 |                |             | DETROIT DIESEL 6V-53 DIESEL ENG.   |                 |                |             |
|                           | Reservoir; W/1/2" I.D. Hose.....  |                 |                |             | Cyl..... ②71303  |                 |                |             |
|                           | Reservoir; W/5/8" I.D. Hose.....  |                 |                |             | Pressure; W/FL931 Axle..... 71304  |                 |                |             |
|                           | Reservoir; W/3/4" I.D. Hose.....  |                 |                |             | Pressure; W/O FL931 Axle..... 71305  |                 |                |             |
|                           | Return; W/3/8" I.D. Hose.....   |                 |                |             | Reservoir; W/1/2" I.D. Hose..... □   |                 |                |             |

\* Cut From C.P.E. 3/8" I.D. Hose: 71350 (48"), 81352 (25").  
 † Cut From S.A.E. 11/32" I.D. Hose: 80062 (12"), 80063 (24"), 80064 (36"), 81353 (25").  
 ★ Cut From S.A.E. 3/8" I.D. Hose: 71224 (24"), 71236 (36"), 71206 (48"), 81206 (25"). May Also Use 3/8" C.P.E.  
 ❖ Cut From S.A.E. 5/8" I.D. Hose: 71351 (36").  
 □ Cut From 1/2" I.D. Suction Hose: 71296 (36"), 81354 (10').  
 ✱ Cut From 5/8" I.D. Suction Hose: 71207 (42"), 81355 (10').  
 ✱ Cut From 3/4" I.D. Suction Hose: 71297 (36"), 81356 (10').  
 ☆ See Page A14 For Pump or Gear Identification.

② Two Required.  
 ③ Three Required.  
 ④ Four Required.  
 ✱ Cut To Fit.  
 ❖ Replaces Both Upper and Lower Hose.  
 ▲ 252660 Adaptor Required For Some Models.  
 ✱ See Page A6 For Installation Procedure.

# Power Steering Hose for Medium and Heavy-Duty Trucks

| Application  | Assembly Number | Multi-Use Hose | End Fitting | Application                                 | Assembly Number | Multi-Use Hose | End Fitting |
|--|-----------------|----------------|-------------|---|-----------------|----------------|-------------|
| <b>GMC - Continued</b>                                     |                 |                |             | <b>GMC - Continued</b>                      |                 |                |             |
| <b>BRIGADIER - Continued</b>                               |                 |                |             | <b>C5000 - Continued</b>                    |                 |                |             |
| <b>1980 - Continued</b>                                    |                 |                |             | <b>1987-1985 - Continued</b>                |                 |                |             |
| <b>DETROIT DIESEL 6V-53 DIESEL ENG. - Continued</b>        |                 |                |             | <b>GM V-8 5.7 L ENG. - Continued</b>        |                 |                |             |
| Reservoir; W/5/8" I.D. Hose.....                           |                 | ✦              |             | Return .....                                |                 | ★              |             |
| Reservoir; W/3/4" I.D. Hose.....                           |                 | ✦              |             | <b>1984-1983</b>                            |                 |                |             |
| Return; W/3/8" I.D. Hose.....                              |                 | ★              |             | <b>GM V-8 5.7 L ENG.</b>                    |                 |                |             |
| <b>GM V-8 7.0 L ENG.</b>                                   |                 |                |             | Pressure; W/Air Brakes; W/24" P.S.          |                 |                |             |
| Pressure .....   | 71305           |                | 39854       | Assy.....                                   | 80195           |                |             |
| Reservoir; W/1/2" I.D. Hose.....                           |                 | □              |             | Pressure; W/Air Brakes; W/39" P.S.          |                 |                |             |
| Reservoir; W/5/8" I.D. Hose.....                           |                 | ✦              |             | Assy.....                                   | 80197           |                |             |
| Reservoir; W/3/4" I.D. Hose.....                           |                 | ✦              |             | Pressure - From Pump; W/Hyd. Brakes         | 80196           |                |             |
| Return; W/3/8" I.D. Hose.....                              |                 | ★              |             | Reservoir .....                             |                 | ✦              |             |
| <b>1979</b>  |                 |                |             | Return .....                                |                 |                |             |
| <b>CATERPILLAR 3208 DIESEL ENG.</b>                        |                 |                |             | Return .....                                |                 |                |             |
| Cyl.....   | ②71303          |                |             | <b>1982-1980</b>                            |                 |                |             |
| Pressure .....   | 71305           |                | 39854       | <b>GM 6-CYL. 4.8 L ENG.</b>                 |                 |                |             |
| Reservoir; W/1/2" I.D. Hose.....                           |                 | □              |             | Pressure .....                              |                 |                |             |
| Reservoir; W/5/8" I.D. Hose.....                           |                 | ✦              |             | Reservoir .....                             |                 |                |             |
| Reservoir; W/3/4" I.D. Hose.....                           |                 | ✦              |             | Return .....                                |                 |                |             |
| Return; W/3/8" I.D. Hose.....                              |                 | ★              |             | <b>GM V-8 5.7 L ENG.</b>                    |                 |                |             |
| <b>CUMMINS 6-CYL. 14.0 L DIESEL ENG.; DETROIT DIESEL</b>   |                 |                |             | Pressure; W/Air Brakes; W/24" P.S.          |                 |                |             |
| <b>6-71 DIESEL ENG.; DETROIT DIESEL 6V-92 DIESEL ENG.;</b> |                 |                |             | Assy.....                                   |                 |                |             |
| <b>DETROIT DIESEL 8V-71 DIESEL ENG.</b>                    |                 |                |             | Pressure; W/Air Brakes; W/39" P.S.          |                 |                |             |
| Pressure .....   | 71303           |                |             | Assy.....                                   | 80197           |                |             |
| Reservoir; W/1/2" I.D. Hose.....                           |                 | □              |             | Pressure; W/Hyd. Brakes.....                | 80196           |                |             |
| Reservoir; W/5/8" I.D. Hose.....                           |                 | ✦              |             | Reservoir .....                             |                 | ✦              |             |
| Reservoir; W/3/4" I.D. Hose.....                           |                 | ✦              |             | Return .....                                |                 | ★              |             |
| Return; W/3/8" I.D. Hose.....                              |                 | ★              |             | <b>C5000 C5D SERIES</b>                     |                 |                |             |
| <b>DETROIT DIESEL 6V-53 DIESEL ENG.</b>                    |                 |                |             | <b>1979</b>                                 |                 |                |             |
| Cyl.....   | ②71303          |                |             | <b>GM 6-CYL. 292 ENG.</b>                   |                 |                |             |
| Pressure; W/FL931 Axle.....                                | 71304           |                | 39212       | Pressure .....                              |                 |                |             |
| Pressure; W/O FL931 Axle.....                              | 71305           |                | 39854       | Reservoir .....                             |                 |                |             |
| Reservoir; W/1/2" I.D. Hose.....                           |                 | □              |             | Return .....                                |                 |                |             |
| Reservoir; W/5/8" I.D. Hose.....                           |                 | ✦              |             | <b>GM V-8 350 ENG.</b>                      |                 |                |             |
| Reservoir; W/3/4" I.D. Hose.....                           |                 | ✦              |             | Pressure; W/Air Brakes; W/24" P.S.          |                 |                |             |
| Return; W/3/8" I.D. Hose.....                              |                 | ★              |             | Assy.....                                   |                 |                |             |
| <b>DETROIT DIESEL 6V-53 DIESEL ENG.</b>                    |                 |                |             | Pressure; W/Air Brakes; W/39" P.S.          |                 |                |             |
| Cyl.....   | ②71303          |                |             | Assy.....                                   |                 |                |             |
| Pressure; W/FL931 Axle.....                                | 71304           |                | 39212       | Pressure; W/Hyd. Brakes.....                |                 |                |             |
| Pressure; W/O FL931 Axle.....                              | 71305           |                | 39854       | Reservoir .....                             |                 |                |             |
| Reservoir; W/1/2" I.D. Hose.....                           |                 | □              |             | Return .....                                |                 |                |             |
| Reservoir; W/5/8" I.D. Hose.....                           |                 | ✦              |             | <b>C6000</b>                                |                 |                |             |
| Reservoir; W/3/4" I.D. Hose.....                           |                 | ✦              |             | <b>1989</b>                                 |                 |                |             |
| Return; W/3/8" I.D. Hose.....                              |                 | ★              |             | <b>DETROIT DIESEL V-8 8.2 L DIESEL ENG.</b> |                 |                |             |
| <b>GM V-8 427 ENG.</b>                                     |                 |                |             | Pressure - From Pump; W/5000, 7000,         |                 |                |             |
| Pressure .....   | 71305           |                | 39854       | 9000 Lb. Axle.....                          |                 |                |             |
| Reservoir; W/1/2" I.D. Hose.....                           |                 | □              |             | Pressure - To Gear; W/7000, 9000 Lb.        |                 |                |             |
| Reservoir; W/5/8" I.D. Hose.....                           |                 | ✦              |             | Axle.....                                   |                 |                |             |
| Reservoir; W/3/4" I.D. Hose.....                           |                 | ✦              |             | <b>GM V-8 6.0 L ENG.</b>                    |                 |                |             |
| Return; W/3/8" I.D. Hose.....                              |                 | ★              |             | Ross Stg. Gear .....                        |                 |                |             |
| <b>C5000</b>   |                 |                |             | Pressure - To Gear; W/Hyd. Brakes;          |                 |                |             |
| <b>1988</b>  |                 |                |             | W/Saginaw Stg. Gear; ☆N.....                |                 |                |             |
| <b>GM V-8 5.7 L ENG.</b>                                   |                 |                |             | <b>1988</b>                                 |                 |                |             |
| Pressure; W/Air Brakes; W/24" P.S.                         |                 |                |             | <b>DETROIT DIESEL V-8 8.2 L DIESEL ENG.</b> |                 |                |             |
| Assy.....  | 80195           |                |             | Pressure - From Pump; W/5000, 7000,         |                 |                |             |
| Pressure - From Pump; W/Hyd. Brakes                        | 80196           |                |             | 9000 Lb. Axle; W/Saginaw Stg.               |                 |                |             |
| Pressure - To Gear; W/Hyd. Brakes;                         |                 |                |             | Gear; ☆N .....                              |                 |                |             |
| W/5000, 7000, 9000 Lb. Axle.....                           | 91924           |                |             | 80199                                       |                 |                |             |
| Reservoir .....  |                 | ✦              |             |   |                 |                |             |
| Return .....   |                 | ★              |             |   |                 |                |             |
| <b>1987-1985</b>   |                 |                |             |   |                 |                |             |
| <b>GM V-8 5.7 L ENG.</b>                                   |                 |                |             |   |                 |                |             |
| Pressure; W/Air Brakes; W/24" P.S.                         |                 |                |             |   |                 |                |             |
| Assy.....  | 80195           |                |             |   |                 |                |             |
| Pressure; W/Air Brakes; W/39" P.S.                         |                 |                |             |   |                 |                |             |
| Assy.....  | 80197           |                |             |   |                 |                |             |
| Pressure - From Pump; W/Hyd. Brakes                        | 80196           |                |             |   |                 |                |             |
| Reservoir .....  |                 | ✦              |             |   |                 |                |             |

✦ Cut From C.P.E. 3/8" I.D. Hose: 71350 (48"), 81352 (25').  
 † Cut From S.A.E. 11/32" I.D. Hose: 80062 (12"), 80063 (24"), 80064 (36"), 81353 (25').  
 ★ Cut From S.A.E. 3/8" I.D. Hose: 71224 (24"), 71236 (36"), 71206 (48"), 81206 (25'). May Also Use 3/8" C.P.E.  
 ✦ Cut From S.A.E. 5/8" I.D. Hose: 71351 (36").  
 □ Cut From 1/2" I.D. Suction Hose: 71296 (36"), 81354 (10').  
 ✦ Cut From 5/8" I.D. Suction Hose: 71207 (42"), 81355 (10').  
 ✦ Cut From 3/4" I.D. Suction Hose: 71297 (36"), 81356 (10').  
 ☆ See Page A14 For Pump or Gear Identification.

② Two Required.  
 ③ Three Required.  
 ④ Four Required.  
 ✦ Cut To Fit.  
 ✦ Replaces Both Upper and Lower Hose.  
 ▲ 252660 Adaptor Required For Some Models.  
 ✦ See Page A6 For Installation Procedure.

SYSTEM  
PUMP &  
GEAR  
IDENT.

SYSTEM &  
COM-  
PONENT  
IDENT.

PASS.  
CARS

LIGHT  
TRUCKS

MEDIUM/  
HEAVY  
TRUCKS

BUSES

HOSE  
NUMER-  
ICAL

REPAIR  
KITS

KIT  
NUMER-  
ICAL

ILLUSTRATIONS



# Power Steering Hose for Medium and Heavy-Duty Trucks

| Application   | Assembly Number | Multi-Use Hose | End Fitting | Application   | Assembly Number | Multi-Use Hose | End Fitting |
|---|-----------------|----------------|-------------|---|-----------------|----------------|-------------|
| <b>GMC - Continued</b>  |                 |                |             | <b>GMC - Continued</b>                                  |                 |                |             |
| <b>C6000 - Continued</b>  |                 |                |             | <b>C7000 - Continued</b>                                |                 |                |             |
| <b>1982-1981 - Continued</b>  |                 |                |             | <b>1988 - Continued</b>                                 |                 |                |             |
| <b>GM 6-CYL. 4.8 L ENG. - Continued</b>                                   |                 |                |             | <b>DETROIT DIESEL V-8 8.2 L DIESEL ENG. - Continued</b> |                 |                |             |
| Return.....   |                 | *              |             | Pressure - To Gear; W/7000, 9000 Lb. Axle.....          | 91924           |                |             |
| <b>GM V-8 5.7 L ENG.; GM V-8 6.0 L ENG.</b>                               |                 |                |             | <b>GM V-8 6.0 L ENG.; GM V-8 7.0 L ENG.</b>             |                 |                |             |
| Pressure; W/Air Brakes; W/24" P.S.  |                 |                |             | Reservoir.....  |                 | ✳              |             |
| Assy.....   | 80195           |                |             | Return.....   |                 | *              |             |
| Pressure; W/Air Brakes; W/39" P.S.  |                 |                |             | <b>GM V-8 6.0 L ENG.; GM V-8 7.0 L ENG.</b>             |                 |                |             |
| Assy.....   | 80197           |                |             | Ross Stg. Gear.....                                     | 80223           |                |             |
| Pressure; W/Hyd. Brakes.....  | 80196           |                |             | Pressure - To Gear; W/Hyd. Brakes;                      |                 |                |             |
| Reservoir.....  |                 | ✳              |             | W/Saginaw Stg. Gear; ☆N.....                            | 91925           |                |             |
| Return.....   |                 | *              |             | Reservoir.....  |                 | ✳              |             |
| <b>1980</b>   |                 |                |             | <b>1987</b>   |                 |                |             |
| <b>GM 6-CYL. 4.8 L ENG.</b>   |                 |                |             | <b>DETROIT DIESEL V-8 8.2 L DIESEL ENG.</b>             |                 |                |             |
| Pressure.....   | 71306           |                |             | Pressure - From Pump; W/5000, 7000,                     |                 |                |             |
| Reservoir.....  |                 | ✳              |             | 9000 Lb. Axle; W/Saginaw Stg.                           |                 |                |             |
| Return.....   |                 | *              |             | Gear; ☆N.....   | 80199           |                |             |
| <b>GM V-8 5.7 L ENG.; GM V-8 6.0 L ENG.</b>                               |                 |                |             | <b>GM V-8 6.0 L ENG.; GM V-8 7.0 L ENG.</b>             |                 |                |             |
| Pressure; W/Air Brakes; W/24" P.S.  |                 |                |             | Reservoir.....  |                 | ✳              |             |
| Assy.....   | 80195           |                |             | Return.....   |                 | *              |             |
| Pressure; W/Air Brakes; W/39" P.S.  |                 |                |             | <b>GM V-8 6.0 L ENG.; GM V-8 7.0 L ENG.</b>             |                 |                |             |
| Assy.....   | 80197           |                |             | Pressure; W/Air Brakes; W/24" P.S.                      |                 |                |             |
| Pressure; W/Hyd. Brakes.....  | 80196           |                |             | Assy.....   | 80195           |                |             |
| Reservoir.....  |                 | ✳              |             | Pressure - From Pump; W/Hyd. Brakes                     | 80196           |                |             |
| Return.....   |                 | *              |             | Pressure - To Gear; W/Hyd. Brakes;                      |                 |                |             |
| <b>C6000 C6D SERIES</b>   |                 |                |             | <b>1986</b>   |                 |                |             |
| <b>1979</b>   |                 |                |             | <b>DETROIT DIESEL V-8 8.2 L DIESEL ENG.</b>             |                 |                |             |
| <b>GM 6-CYL. 292 ENG.</b>   |                 |                |             | <b>DETROIT DIESEL V-8 8.2 L DIESEL ENG.</b>             |                 |                |             |
| Pressure.....   | 71306           |                |             | Pressure - From Pump; W/5000, 7000,                     |                 |                |             |
| Reservoir.....  |                 | ✳              |             | 9000 Lb. Axle; W/Saginaw Stg.                           |                 |                |             |
| Return.....   |                 | *              |             | Gear; ☆N.....   | 80199           |                |             |
| <b>GM V-8 350 ENG.; GM V-8 366 ENG.; GM V-8 427 ENG.; GM V-8 454 ENG.</b> |                 |                |             | <b>GM V-8 6.0 L ENG.; GM V-8 7.0 L ENG.</b>             |                 |                |             |
| Pressure; W/Air Brakes; W/24" P.S.  |                 |                |             | Reservoir.....  |                 | ✳              |             |
| Assy.....   | 80195           |                |             | Return.....   |                 | *              |             |
| Pressure; W/Air Brakes; W/39" P.S.  |                 |                |             | <b>GM V-8 6.0 L ENG.; GM V-8 7.0 L ENG.</b>             |                 |                |             |
| Assy.....   | 80197           |                |             | Pressure; W/Air Brakes; W/24" P.S.                      |                 |                |             |
| Pressure; W/Hyd. Brakes.....  | 80196           |                |             | Assy.....   | 80195           |                |             |
| Reservoir.....  |                 | ✳              |             | Pressure; W/Air Brakes; W/39" P.S.                      |                 |                |             |
| Return.....   |                 | *              |             | Assy.....   | 80197           |                |             |
| <b>C7000</b>  |                 |                |             | <b>1985</b>   |                 |                |             |
| <b>1989</b>   |                 |                |             | <b>DETROIT DIESEL V-8 8.2 L DIESEL ENG.</b>             |                 |                |             |
| <b>DETROIT DIESEL V-8 8.2 L DIESEL ENG.</b>                               |                 |                |             | <b>DETROIT DIESEL V-8 8.2 L DIESEL ENG.</b>             |                 |                |             |
| Pressure - From Pump; W/5000, 7000,                                       |                 |                |             | Pressure - From Pump; W/5000, 7000,                     |                 |                |             |
| 9000 Lb. Axle.....  | 80199           |                |             | 9000 Lb. Axle; W/Saginaw Stg.                           |                 |                |             |
| Pressure - To Gear; W/7000, 9000 Lb. Axle.....                            | 91924           |                |             | Gear; ☆N.....   | 80199           |                |             |
| <b>GM V-8 6.0 L ENG.; GM V-8 7.0 L ENG.</b>                               |                 |                |             | <b>GM V-8 6.0 L ENG.; GM V-8 7.0 L ENG.</b>             |                 |                |             |
| Ross Stg. Gear.....   | 80223           |                |             | Reservoir.....  |                 | ✳              |             |
| Pressure - To Gear; W/Hyd. Brakes;  |                 |                |             | Return.....   |                 | *              |             |
| W/Saginaw Stg. Gear; ☆N.....  | 91925           |                |             | <b>1985</b>   |                 |                |             |
| <b>1988</b>   |                 |                |             | <b>DETROIT DIESEL V-8 8.2 L DIESEL ENG.</b>             |                 |                |             |
| <b>DETROIT DIESEL V-8 8.2 L DIESEL ENG.</b>                               |                 |                |             | <b>DETROIT DIESEL V-8 8.2 L DIESEL ENG.</b>             |                 |                |             |
| Pressure - From Pump; W/5000, 7000,                                       |                 |                |             | Pressure - From Pump; W/5000, 7000,                     |                 |                |             |
| 9000 Lb. Axle; W/Saginaw Stg.   |                 |                |             | 9000 Lb. Axle; W/Saginaw Stg.                           |                 |                |             |
| Gear; ☆N.....   | 80199           |                |             | Gear; ☆N.....   | 80199           |                |             |

SYSTEM PUMP & GEAR IDENT.

SYSTEM & COMPONENT IDENT.

PASS. CARS

LIGHT TRUCKS

MEDIUM/HEAVY TRUCKS

BUSES

HOSE NUMERICAL

REPAIR KITS

KIT NUMERICAL

ILLUSTRATIONS

\* Cut From C.P.E. 3/8" I.D. Hose: 71350 (48"), 81352 (25').  
 † Cut From S.A.E. 11/32" I.D. Hose: 80062 (12"), 80063 (24"), 80064 (36"), 81353 (25').  
 ✳ Cut From S.A.E. 3/8" I.D. Hose: 71224 (24"), 71236 (36"), 71206 (48"), 81206 (25'). May Also Use 3/8" C.P.E.  
 ✳ Cut From S.A.E. 5/8" I.D. Hose: 71351 (36").  
 □ Cut From 1/2" I.D. Suction Hose: 71296 (36"), 81354 (10').  
 ⚡ Cut From 5/8" I.D. Suction Hose: 71207 (42"), 81355 (10').  
 ✳ Cut From 3/4" I.D. Suction Hose: 71297 (36"), 81356 (10').  
 ☆ See Page A14 For Pump or Gear Identification.

② Two Required.  
 ③ Three Required.  
 ④ Four Required.  
 ✳ Cut To Fit.  
 ✳ Replaces Both Upper and Lower Hose.  
 ▲ 252660 Adaptor Required For Some Models.  
 ✳ See Page A6 For Installation Procedure.



# Power Steering Hose for Medium and Heavy-Duty Trucks

|                           | Application   | Assembly Number | Multi-Use Hose | End Fitting | Application  | Assembly Number | Multi-Use Hose | End Fitting |
|---------------------------|---|-----------------|----------------|-------------|--|-----------------|----------------|-------------|
| SYSTEM PUMP & GEAR IDENT. | <b>GMC - Continued</b>  |                 |                |             | <b>GMC - Continued</b>   |                 |                |             |
|                           | <b>C7000 - Continued</b>  |                 |                |             | <b>C7000 - Continued</b>                                       |                 |                |             |
|                           | <b>1985 - Continued</b>   |                 |                |             | <b>1981 - Continued</b>  |                 |                |             |
| SYSTEM & COMPONENT IDENT. | <b>GM V-8 6.0 L ENG.; GM V-8 7.0 L ENG. - Continued</b>           |                 |                |             | <b>GM V-8 6.0 L ENG.; GM V-8 7.0 L ENG.; GM V-8 7.4 L ENG.</b> |                 |                |             |
|                           | Pressure - To Gear; W/5000, 7000, 9000 Lb. Axle; W/Saginaw Stg.   |                 |                |             | Pressure; W/Air Brakes; W/24" P.S.                             |                 |                |             |
|                           | Gear; ☆N .....  | 91924           |                |             | Assy.....  | 80195           |                |             |
|                           | Reservoir .....   |                 | ☼              |             | Pressure; W/Air Brakes; W/39" P.S.                             |                 |                |             |
|                           | Return .....  |                 | ★              |             | Assy.....  | 80197           |                |             |
|                           |   |                 |                |             | Pressure; W/Hyd. Brakes.....                                   | 80196           |                |             |
|                           |   |                 |                |             | Reservoir .....  |                 | ☼              |             |
|                           |   |                 |                |             | Return .....   |                 | ★              |             |
|                           | <b>1984</b>   |                 |                |             | <b>1980</b>  |                 |                |             |
| PASS. CARS                | <b>DETROIT DIESEL V-8 8.2 L DIESEL ENG.</b>                       |                 |                |             | <b>GM V-8 6.0 L ENG.; GM V-8 7.0 L ENG.</b>                    |                 |                |             |
|                           | Pressure - From Pump; W/5000, 7000, 9000 Lb. Axle; W/Saginaw Stg. |                 |                |             | Pressure; W/Air Brakes; W/24" P.S.                             |                 |                |             |
|                           | Gear; ☆N .....  | 80199           |                |             | Assy.....  | 80195           |                |             |
|                           |   |                 |                |             | Pressure; W/Air Brakes; W/39" P.S.                             |                 |                |             |
|                           | <b>GM V-8 6.0 L ENG.; GM V-8 7.0 L ENG.</b>                       |                 |                |             | Assy.....  | 80197           |                |             |
|                           | Pressure; W/Air Brakes; W/24" P.S.                                |                 |                |             | Pressure; W/Hyd. Brakes.....                                   | 80196           |                |             |
|                           | Assy.....   | 80195           |                |             | Reservoir .....  |                 | ☼              |             |
|                           | Pressure; W/Air Brakes; W/39" P.S.                                |                 |                |             | Return .....   |                 | ★              |             |
|                           | Assy.....   | 80197           |                |             |  |                 |                |             |
|                           | Pressure - From Pump; W/Hyd. Brakes                               | 80196           |                |             | <b>C7000 C7D SERIES</b>  |                 |                |             |
|                           | Reservoir .....   |                 | ☼              |             | <b>1979</b>  |                 |                |             |
|                           | Return .....  |                 | ★              |             | <b>GM V-8 366 ENG.; GM V-8 427 ENG.; GM V-8 454 ENG.</b>       |                 |                |             |
|                           |   |                 |                |             | Pressure; W/Air Brakes; W/24" P.S.                             |                 |                |             |
|                           | <b>1983</b>   |                 |                |             | Assy.....  | 80195           |                |             |
| MEDIUM/HEAVY TRUCKS       | <b>DETROIT DIESEL V-8 8.2 L DIESEL ENG.</b>                       |                 |                |             | <b>GM V-8 6.0 L ENG.; GM V-8 7.0 L ENG.</b>                    |                 |                |             |
|                           | Pressure - From Pump; W/5000, 7000, 9000 Lb. Axle; W/Saginaw Stg. |                 |                |             | Pressure; W/Air Brakes; W/24" P.S.                             |                 |                |             |
|                           | Gear; ☆N .....  | 80199           |                |             | Assy.....  | 80195           |                |             |
|                           |   |                 |                |             | Pressure; W/Air Brakes; W/39" P.S.                             |                 |                |             |
|                           | Reservoir .....   |                 | ☼              |             | Assy.....  | 80197           |                |             |
|                           | Return .....  |                 | ★              |             | Pressure - From Pump; W/Hyd. Brakes                            | 80196           |                |             |
|                           |   |                 |                |             | Reservoir .....  |                 | ☼              |             |
|                           | <b>GM V-8 6.0 L ENG.; GM V-8 7.0 L ENG.</b>                       |                 |                |             | Return .....   |                 | ★              |             |
|                           | Pressure; W/Air Brakes; W/24" P.S.                                |                 |                |             |  |                 |                |             |
|                           | Assy.....   | 80195           |                |             | <b>CD6500</b>  |                 |                |             |
|                           | Pressure; W/Air Brakes; W/39" P.S.                                |                 |                |             | <b>1977</b>  |                 |                |             |
|                           | Assy.....   | 80197           |                |             | <b>DETROIT DIESEL 4-53 DIESEL ENG.</b>                         |                 |                |             |
|                           | Pressure - From Pump; W/Hyd. Brakes                               | 80196           |                |             | Cyl.....   | ②71301          |                |             |
|                           | Reservoir .....   |                 | ☼              |             | Pressure .....   | 71300           |                |             |
|                           | Return .....  |                 | ★              |             | Reservoir .....  |                 | ☼              |             |
|                           |   |                 |                |             | Return .....   |                 | ★              |             |
|                           | <b>1982</b>   |                 |                |             | <b>CE4500</b>  |                 |                |             |
| BUSES                     | <b>DETROIT DIESEL V-8 8.2 L DIESEL ENG.</b>                       |                 |                |             | <b>1972-1970</b>   |                 |                |             |
|                           | Pressure - From Pump; W/5000, 7000, 9000 Lb. Axle; W/Saginaw Stg. |                 |                |             | <b>GM V-8 307 ENG.; GM V-8 350 ENG.</b>                        |                 |                |             |
|                           | Gear; ☆N .....  | 80199           |                |             | Cyl.....   | ②71301          |                |             |
|                           |   |                 |                |             | Pressure .....   | 71302           |                | 39212       |
|                           | Reservoir .....   |                 | ☼              |             | Reservoir .....  |                 | ☼              |             |
|                           | Return .....  |                 | ★              |             | Return .....   |                 | ★              |             |
|                           | <b>1981</b>   |                 |                |             | <b>1969</b>  |                 |                |             |
| HOSE NUMERICAL            | <b>DETROIT DIESEL V-8 8.2 L DIESEL ENG.</b>                       |                 |                |             | <b>GM V-8 350 ENG.</b>   |                 |                |             |
|                           | Pressure - From Pump; W/5000, 7000, 9000 Lb. Axle; W/Saginaw Stg. |                 |                |             | Cyl.....   | ②71301          |                |             |
|                           | Gear; ☆N .....  | 80199           |                |             | Pressure .....   | 71302           |                | 39212       |
|                           |   |                 |                |             | Reservoir .....  |                 | ☼              |             |
|                           | Reservoir .....   |                 | ☼              |             | Return .....   |                 | ★              |             |
|                           | Return .....  |                 | ★              |             | <b>1968</b>  |                 |                |             |
|                           | <b>GM V-8 6.0 L ENG.; GM V-8 7.0 L ENG.</b>                       |                 |                |             | <b>GM V-8 283 ENG.; GM V-8 307 ENG.; GM V-8 327 ENG.</b>       |                 |                |             |
|                           | Pressure; W/Air Brakes; W/24" P.S.                                |                 |                |             | Cyl.....   | ②71304          |                |             |
|                           | Assy.....   | 80195           |                |             | Pressure; W/Air Brakes.....                                    | 71303           |                | 39852       |
|                           | Pressure; W/Air Brakes; W/39" P.S.                                |                 |                |             | Pressure; W/O Air Brakes .....                                 | 71299           |                | 39212       |
|                           | Assy.....   | 80197           |                |             | Reservoir .....  |                 | ☼              |             |
|                           | Pressure; W/Hyd. Brakes.....                                      | 80196           |                |             |  |                 |                |             |
|                           | Reservoir .....   |                 | ☼              |             |  |                 |                |             |
|                           | Return .....  |                 | ★              |             |  |                 |                |             |
|                           | <b>1981</b>   |                 |                |             |  |                 |                |             |
| REPAIR KITS               | <b>DETROIT DIESEL V-8 8.2 L DIESEL ENG.</b>                       |                 |                |             |  |                 |                |             |
|                           | Pressure - From Pump; W/5000, 7000, 9000 Lb. Axle; W/Saginaw Stg. |                 |                |             |  |                 |                |             |
|                           | Gear; ☆N .....  | 80199           |                |             |  |                 |                |             |
|                           |   |                 |                |             |  |                 |                |             |
|                           | Reservoir .....   |                 | ☼              |             |  |                 |                |             |
|                           | Return .....  |                 | ★              |             |  |                 |                |             |
|                           | <b>1981</b>   |                 |                |             |  |                 |                |             |
| KIT NUMERICAL             | <b>DETROIT DIESEL V-8 8.2 L DIESEL ENG.</b>                       |                 |                |             |  |                 |                |             |
|                           | Pressure - From Pump; W/5000, 7000, 9000 Lb. Axle; W/Saginaw Stg. |                 |                |             |  |                 |                |             |
|                           | Gear; ☆N .....  | 80199           |                |             |  |                 |                |             |
|                           |   |                 |                |             |  |                 |                |             |
|                           | Reservoir .....   |                 | ☼              |             |  |                 |                |             |
|                           | Return .....  |                 | ★              |             |  |                 |                |             |
|                           | <b>1981</b>   |                 |                |             |  |                 |                |             |
| ILLUSTRATIONS             |   |                 |                |             |  |                 |                |             |

- \* Cut From C.P.E. 3/8" I.D. Hose: 71350 (48"), 81352 (25').
- † Cut From S.A.E. 11/32" I.D. Hose: 80062 (12"), 80063 (24"), 80064 (36"), 81353 (25').
- ★ Cut From S.A.E. 3/8" I.D. Hose: 71224 (24"), 71236 (36"), 71206 (48"), 81206 (25'). May Also Use 3/8" C.P.E.
- ☼ Cut From S.A.E. 5/8" I.D. Hose: 71351 (36").
- ☼ Cut From 1/2" I.D. Suction Hose: 71296 (36"), 81354 (10').
- ☼ Cut From 5/8" I.D. Suction Hose: 71207 (42"), 81355 (10').
- ☼ Cut From 3/4" I.D. Suction Hose: 71297 (36"), 81356 (10').
- ☆ See Page A14 For Pump or Gear Identification.

- ② Two Required.
- ③ Three Required.
- ④ Four Required.
- ☼ Cut To Fit.
- ☼ Replaces Both Upper and Lower Hose.
- ▲ 252660 Adaptor Required For Some Models.
- ☼ See Page A6 For Installation Procedure.

# Power Steering Hose for Medium and Heavy-Duty Trucks

| Application  | Assembly Number | Multi-Use Hose | End Fitting | Application  | Assembly Number | Multi-Use Hose | End Fitting |
|--|-----------------|----------------|-------------|--|-----------------|----------------|-------------|
| <b>GMC - Continued</b>                                   |                 |                |             | <b>GMC - Continued</b>                                   |                 |                |             |
| <b>CE4500 - Continued</b>                                |                 |                |             | <b>CE5000 - Continued</b>                                |                 |                |             |
| <b>1968 - Continued</b>                                  |                 |                |             | <b>1972-1970</b>   |                 |                |             |
| <b>GM V-8 283 ENG.; GM V-8 307 ENG.; GM V-8 327 ENG.</b> |                 |                |             | <b>GM V-8 307 ENG.; GM V-8 350 ENG.</b>                  |                 |                |             |
| Return.....  |                 | ★              |             | Cyl.....   | ②71301          |                | 39212       |
|  |                 |                |             | Pressure .....   | 71302           |                |             |
| <b>1967</b>  |                 |                |             | Reservoir .....  |                 | ☼              |             |
| <b>GM V-8 283 ENG.; GM V-8 327 ENG.</b>                  |                 |                |             | Return .....   |                 | ★              |             |
| Cyl.....   | ②71304          |                |             | <b>1969</b>  |                 |                |             |
| Pressure; W/Air Brakes.....                              | 71303           |                | 39852       | <b>GM V-8 350 ENG.</b>                                   |                 |                |             |
| Pressure; W/O Air Brakes .....                           | 71299           |                | 39212       | Cyl.....   | ②71301          |                | 39212       |
| Reservoir .....  |                 | ☼              |             | Pressure .....   | 71302           |                |             |
| Return .....   |                 | ★              |             | Reservoir .....  |                 | ☼              |             |
|  |                 |                |             | Return .....   |                 | ★              |             |
| <b>1962</b>  |                 |                |             | <b>1968-1967</b>   |                 |                |             |
| <b>GM V-8 283 ENG.; GM V-8 327 ENG.</b>                  |                 |                |             | <b>GM V-8 283 ENG.; GM V-8 307 ENG.; GM V-8 327 ENG.</b> |                 |                |             |
| Cyl.; W/5500 Lb. Axle.....                               | ②71302          |                |             | Cyl.....   | ②71304          |                |             |
| Cyl.; W/6000, 7000, 8000, 9000 Lb. Axle.....             | ②71300          |                |             | Pressure; W/Air Brakes.....                              | 71303           |                | 39852       |
| Pressure; W/5500 Lb. Axle.....                           | 71299           |                | 39852       | Pressure; W/O Air Brakes .....                           | 71299           |                | 39212       |
| Pressure; W/6000, 7000, 8000, 9000 Lb. Axle .....        | 71302           |                |             | Reservoir .....  |                 | ☼              |             |
| Reservoir .....  |                 | ☼              |             | Return .....   |                 | ★              |             |
| Return .....   |                 | ★              |             | <b>1966-1964</b>   |                 |                |             |
| <b>1961-1960</b>   |                 |                |             | <b>GM V-8 283 ENG.; GM V-8 307 ENG.; GM V-8 327 ENG.</b> |                 |                |             |
| <b>GM V-8 283 ENG.</b>                                   |                 |                |             | Cyl.; W/5500 Lb. Axle.....                               | ②71302          |                |             |
| Cyl.; W/5500 Lb. Axle.....                               | ②71302          |                |             | Cyl.; W/6000, 7000, 8000, 9000 Lb. Axle.....             | ②71300          |                |             |
| Cyl.; W/6000, 7000, 8000, 9000 Lb. Axle.....             | ②71300          |                |             | Pressure; W/5500 Lb. Axle.....                           | 71299           |                | 39852       |
| Pressure; W/5500 Lb. Axle.....                           | 71299           |                | 39852       | Pressure; W/6000, 7000, 8000, 9000 Lb. Axle .....        | 71302           |                |             |
| Pressure; W/6000, 7000, 8000, 9000 Lb. Axle .....        | 71302           |                |             | Reservoir .....  |                 | ☼              |             |
| Reservoir .....  |                 | ☼              |             | Return .....   |                 | ★              |             |
| Return .....   |                 | ★              |             | <b>1963</b>  |                 |                |             |
| <b>1961-1960</b>   |                 |                |             | <b>GM V-8 283 ENG.; GM V-8 307 ENG.; GM V-8 327 ENG.</b> |                 |                |             |
| <b>GM V-8 283 ENG.</b>                                   |                 |                |             | Cyl.; W/5500 Lb. Axle.....                               | ②71302          |                |             |
| Cyl.; W/5500 Lb. Axle.....                               | ②71302          |                |             | Cyl.; W/6000, 7000, 8000, 9000 Lb. Axle.....             | ②71300          |                |             |
| Cyl.; W/6000, 7000, 8000, 9000 Lb. Axle.....             | ②71300          |                |             | Pressure; W/5500 Lb. Axle.....                           | 71299           |                | 39852       |
| Pressure; W/5500 Lb. Axle.....                           | 71299           |                | 39852       | Pressure; W/6000, 7000, 8000, 9000 Lb. Axle .....        | 71302           |                |             |
| Pressure; W/6000, 7000, 8000, 9000 Lb. Axle .....        | 71302           |                |             | Reservoir .....  |                 | ☼              |             |
| Reservoir .....  |                 | ☼              |             | Return .....   |                 | ★              |             |
| Return .....   |                 | ★              |             | <b>1962</b>  |                 |                |             |
| <b>CE5000</b>  |                 |                |             | <b>GM V-8 283 ENG.; GM V-8 307 ENG.; GM V-8 327 ENG.</b> |                 |                |             |
| <b>1977</b>  |                 |                |             | Cyl.; W/5500 Lb. Axle.....                               | ②71302          |                |             |
| <b>GM V-8 305 ENG.</b>                                   |                 |                |             | Cyl.; W/6000, 7000, 8000, 9000 Lb. Axle.....             | ②71300          |                |             |
| Cyl.....   | ②71301          |                |             | Pressure; W/5500 Lb. Axle.....                           | 71299           |                | 39852       |
| Pressure .....   | 71300           |                |             | Pressure; W/6000, 7000, 8000, 9000 Lb. Axle .....        | 71302           |                |             |
| Reservoir .....  |                 | ☼              |             | Reservoir .....  |                 | ☼              |             |
| Return.....  |                 | ★              |             | Return .....   |                 | ★              |             |
| <b>GM V-8 350 ENG.</b>                                   |                 |                |             | <b>1962</b>  |                 |                |             |
| Cyl.....   | ②71301          |                |             | <b>GM V-8 283 ENG.; GM V-8 307 ENG.; GM V-8 327 ENG.</b> |                 |                |             |
| Pressure .....   | 71299           |                |             | Cyl.; W/5500 Lb. Axle.....                               | ②71302          |                |             |
| Reservoir .....  |                 | ☼              |             | Cyl.; W/6000, 7000, 8000, 9000 Lb. Axle.....             | ②71300          |                |             |
| Return.....  |                 | ★              |             | Pressure; W/5500 Lb. Axle.....                           | 71299           |                | 39852       |
| <b>1976-1975</b>   |                 |                |             | Pressure; W/6000, 7000, 8000, 9000 Lb. Axle .....        | 71302           |                |             |
| <b>GM V-8 350 ENG.</b>                                   |                 |                |             | Reservoir .....  |                 | ☼              |             |
| Cyl.....   | ②71301          |                |             | Return .....   |                 | ★              |             |
| Pressure .....   | 71299           |                |             | <b>1961-1960</b>   |                 |                |             |
| Reservoir .....  |                 | ☼              |             | <b>GM V-8 283 ENG.; GM V-8 307 ENG.</b>                  |                 |                |             |
| Return.....  |                 | ★              |             | Cyl.; W/5500 Lb. Axle.....                               | ②71302          |                |             |
| <b>1973</b>  |                 |                |             | Cyl.; W/6000, 7000, 8000, 9000 Lb. Axle.....             | ②71300          |                |             |
| <b>GM V-8 307 ENG.; GM V-8 350 ENG.</b>                  |                 |                |             | Pressure; W/5500 Lb. Axle.....                           | 71299           |                | 39852       |
| Cyl.; W/F070, F090, F120 Axles .....                     | ②71301          |                |             | Pressure; W/6000, 7000, 8000, 9000 Lb. Axle .....        | 71302           |                |             |
| Pressure; W/F070, F090, F120 Axles....                   | 71305           |                |             | Reservoir .....  |                 | ☼              |             |
| Reservoir .....  |                 | ☼              |             | Return .....   |                 | ★              |             |
| Return.....  |                 | ★              |             |  |                 |                |             |

- SYSTEM PUMP & GEAR IDENT.
- SYSTEM & COMPONENT IDENT.
- PASS. CARS
- LIGHT TRUCKS
- MEDIUM/HEAVY TRUCKS
- BUSES
- HOSE NUMERICAL
- REPAIR KITS
- KIT NUMERICAL
- ILLUSTRATIONS

\* Cut From C.P.E. 3/8" I.D. Hose: 71350 (48"), 81352 (25').  
 † Cut From S.A.E. 11/32" I.D. Hose: 80062 (12"), 80063 (24"), 80064 (36"), 81353 (25').  
 ★ Cut From S.A.E. 3/8" I.D. Hose: 71224 (24"), 71236 (36"), 71206 (48"), 81206 (25'). May Also Use 3/8" C.P.E.  
 ☼ Cut From S.A.E. 5/8" I.D. Hose: 71351 (36").  
 □ Cut From 1/2" I.D. Suction Hose: 71296 (36"), 81354 (10').  
 ⚡ Cut From 5/8" I.D. Suction Hose: 71207 (42"), 81355 (10').  
 \* Cut From 3/4" I.D. Suction Hose: 71297 (36"), 81356 (10').  
 ☆ See Page A14 For Pump or Gear Identification.

② Two Required.  
 ③ Three Required.  
 ④ Four Required.  
 ☼ Cut To Fit.  
 ☼ Replaces Both Upper and Lower Hose.  
 ▲ 252660 Adaptor Required For Some Models.  
 ⚡ See Page A6 For Installation Procedure.

# Power Steering Hose for Medium and Heavy-Duty Trucks

|                           | Application   | Assembly Number | Multi-Use Hose | End Fitting | Application   | Assembly Number | Multi-Use Hose | End Fitting |
|---------------------------|---|-----------------|----------------|-------------|---|-----------------|----------------|-------------|
| SYSTEM PUMP & GEAR IDENT. | <b>GMC - Continued</b>  |                 |                |             | <b>GMC - Continued</b>  |                 |                |             |
|                           | <b>CE5000 - Continued</b>   |                 |                |             | <b>CE6000 - Continued</b>   |                 |                |             |
|                           | <b>1961-1960 - Continued</b>  |                 |                |             | <b>1977-1975 - Continued</b>  |                 |                |             |
|                           | <b>GM V-8 283 ENG.; GM V-8 307 ENG. - Continued</b>                       |                 |                |             | <b>GM V-8 366 ENG.; GM V-8 427 ENG.; GM V-8 454 ENG.</b>  |                 |                |             |
|                           | Return .....  |                 | ★              |             | Cyl. ....   | ②71301          |                |             |
| SYSTEM & COMPONENT IDENT. | <b>CE5500</b>   |                 |                |             | Pressure .....  |                 |                |             |
|                           | <b>1972-1970</b>  |                 |                |             | Reservoir .....   |                 |                |             |
|                           | <b>GM V-8 307 ENG.; GM V-8 350 ENG.; GM V-8 366 ENG.; GM V-8 427 ENG.</b> |                 |                |             | Return .....  |                 |                |             |
|                           | Cyl. ....   | ②71301          |                | 39212       | <b>1974</b>   |                 |                |             |
| PASS. CARS                | Pressure .....  | 71302           |                |             | <b>GM V-8 350 ENG.; GM V-8 427 ENG.; GM V-8 454 ENG.</b>  |                 |                |             |
|                           | Reservoir .....   |                 | ✱              |             | Cyl.; W/F070, F090, F120 Axles; W/Air Brakes .....  |                 |                |             |
|                           | Return .....  |                 | ★              |             | Pressure; W/F070, F090, F120 Axles; W/Air Brakes .....  |                 |                |             |
|                           | <b>1969</b>   |                 |                |             | Reservoir .....   |                 |                |             |
|                           | <b>GM V-8 350 ENG.</b>  |                 |                |             | Return .....  |                 |                |             |
|                           | Cyl. ....   | ②71301          |                | 39212       | <b>1974</b>   |                 |                |             |
|                           | Pressure .....  | 71302           |                |             | <b>GM V-8 350 ENG.; GM V-8 427 ENG.; GM V-8 454 ENG.</b>  |                 |                |             |
|                           | Reservoir .....   |                 | ✱              |             | Cyl.; W/F070, F090, F120 Axles; W/Air Brakes .....  |                 |                |             |
|                           | Return .....  |                 | ★              |             | Pressure; W/F070, F090, F120 Axles; W/Air Brakes .....  |                 |                |             |
| LIGHT TRUCKS              | <b>1969</b>   |                 |                |             | Reservoir .....   |                 |                |             |
|                           | <b>GM V-8 350 ENG.</b>  |                 |                |             | Return .....  |                 |                |             |
|                           | Cyl. ....   | ②71301          |                | 39212       | <b>1974</b>   |                 |                |             |
|                           | Pressure .....  | 71302           |                |             | <b>GM V-8 350 ENG.; GM V-8 427 ENG.; GM V-8 454 ENG.</b>  |                 |                |             |
|                           | Reservoir .....   |                 | ✱              |             | Cyl.; W/F070, F090, F120 Axles; W/Air Brakes .....  |                 |                |             |
|                           | Return .....  |                 | ★              |             | Pressure; W/F070, F090, F120 Axles; W/Air Brakes .....  |                 |                |             |
|                           | <b>1969</b>   |                 |                |             | Reservoir .....   |                 |                |             |
|                           | <b>GM V-8 366 ENG.; GM V-8 427 ENG.</b>                                   |                 |                |             | Return .....  |                 |                |             |
|                           | Cyl. ....   | ②71301          |                | 39212       | <b>1974</b>   |                 |                |             |
|                           | Pressure .....  | 71304           |                |             | <b>GM V-8 366 ENG.</b>  |                 |                |             |
|                           | Reservoir .....   |                 | ✱              |             | Cyl.; W/F070, F090, F120 Axles; W/Air Brakes .....  |                 |                |             |
|                           | Return .....  |                 | ★              |             | Pressure; W/F070, F090, F120 Axles; W/Air Brakes .....  |                 |                |             |
|                           | <b>1968</b>   |                 |                |             | Reservoir .....   |                 |                |             |
|                           | <b>GM V-8 283 ENG.; GM V-8 366 ENG.; GM V-8 427 ENG.; GM V-8 454 ENG.</b> |                 |                |             | Return .....  |                 |                |             |
|                           | Cyl. ....   | ②71304          |                | 39852       | <b>1973</b>   |                 |                |             |
|                           | Pressure; W/Air Brakes .....  | 71303           |                | 39212       | <b>GM V-8 307 ENG.; GM V-8 350 ENG.; GM V-8 427 ENG.; GM V-8 454 ENG.</b>                                   |                 |                |             |
|                           | Pressure; W/O Air Brakes .....  | 71299           |                |             | Cyl.; W/F070, F090, F120 Axles .....  |                 |                |             |
|                           | Reservoir .....   |                 | ✱              |             | Pressure; W/F070, F090, F120 Axles .....  |                 |                |             |
|                           | Return .....  |                 | ★              |             | Reservoir .....   |                 |                |             |
| MEDIUM/HEAVY TRUCKS       | <b>1967</b>   |                 |                |             | Return .....  |                 |                |             |
|                           | <b>GM V-8 366 ENG.; GM V-8 427 ENG.; GM V-8 454 ENG.</b>                  |                 |                |             | <b>1973</b>   |                 |                |             |
|                           | Cyl. ....   | ②71304          |                | 39852       | <b>GM V-8 307 ENG.; GM V-8 350 ENG.; GM V-8 427 ENG.; GM V-8 454 ENG.</b>                                   |                 |                |             |
|                           | Pressure; W/Air Brakes .....  | 71303           |                | 39212       | Cyl.; W/F070, F090, F120 Axles .....  |                 |                |             |
|                           | Pressure; W/O Air Brakes .....  | 71299           |                |             | Pressure; W/F070, F090, F120 Axles .....  |                 |                |             |
|                           | Reservoir .....   |                 | ✱              |             | Reservoir .....   |                 |                |             |
|                           | Return .....  |                 | ★              |             | Return .....  |                 |                |             |
| BUSES                     | <b>1967</b>   |                 |                |             | <b>1972-1970</b>  |                 |                |             |
|                           | <b>GM V-8 366 ENG.; GM V-8 427 ENG.; GM V-8 454 ENG.</b>                  |                 |                |             | <b>GM V-8 307 ENG.; GM V-8 350 ENG.; GM V-8 366 ENG.; GM V-8 427 ENG.</b>                                   |                 |                |             |
|                           | Cyl. ....   | ②71304          |                | 39852       | Cyl. ....   |                 |                |             |
|                           | Pressure; W/Air Brakes .....  | 71303           |                | 39212       | Pressure .....  |                 |                |             |
|                           | Pressure; W/O Air Brakes .....  | 71299           |                |             | Reservoir .....   |                 |                |             |
|                           | Reservoir .....   |                 | ✱              |             | Return .....  |                 |                |             |
|                           | Return .....  |                 | ★              |             | <b>1969</b>   |                 |                |             |
| HOSE NUMERICAL            | <b>1966</b>   |                 |                |             | <b>GM V-8 350 ENG.</b>  |                 |                |             |
|                           | <b>GM V-8 366 ENG.; GM V-8 427 ENG.; GM V-8 454 ENG.</b>                  |                 |                |             | Cyl. ....   |                 |                |             |
|                           | Cyl.; W/5500 Lb. Axle .....   | ②71302          |                | 39852       | Pressure .....  |                 |                |             |
|                           | Cyl.; W/6000, 7000, 8000, 9000 Lb. Axle .....                             | ②71300          |                | 39212       | Reservoir .....   |                 |                |             |
|                           | Pressure; W/5500 Lb. Axle .....   | 71299           |                |             | Return .....  |                 |                |             |
|                           | Pressure; W/6000, 7000, 8000, 9000 Lb. Axle .....                         | 71302           |                |             | <b>1969</b>   |                 |                |             |
|                           | Reservoir .....   |                 | ✱              |             | <b>GM V-8 350 ENG.</b>  |                 |                |             |
|                           | Return .....  |                 | ★              |             | Cyl. ....   |                 |                |             |
| REPAIR KITS               | <b>CE6000</b>   |                 |                |             | Pressure .....  |                 |                |             |
|                           | <b>1977-1975</b>  |                 |                |             | Reservoir .....   |                 |                |             |
|                           | <b>GM V-8 350 ENG.</b>  |                 |                |             | Return .....  |                 |                |             |
|                           | Cyl. ....   | ②71301          |                | 39852       | <b>GM V-8 366 ENG.; GM V-8 427 ENG.</b>   |                 |                |             |
|                           | Pressure .....  | 71299           |                | 39212       | Cyl. ....   |                 |                |             |
|                           | Reservoir .....   |                 | ✱              |             | Pressure .....  |                 |                |             |
|                           | Return .....  |                 | ★              |             | Reservoir .....   |                 |                |             |
| KIT NUMERICAL             | <b>1977-1975</b>  |                 |                |             | Return .....  |                 |                |             |
|                           | <b>GM V-8 350 ENG.</b>  |                 |                |             | <b>1968-1967</b>  |                 |                |             |
|                           | Cyl. ....   | ②71301          |                | 39852       | <b>GM V-8 283 ENG.; GM V-8 307 ENG.; GM V-8 327 ENG.; GM V-8 366 ENG.; GM V-8 427 ENG.; GM V-8 454 ENG.</b> |                 |                |             |
|                           | Pressure .....  | 71299           |                | 39212       | Cyl. ....   |                 |                |             |
|                           | Reservoir .....   |                 | ✱              |             | Pressure; W/Air Brakes .....  |                 |                |             |
|                           | Return .....  |                 | ★              |             | Pressure; W/O Air Brakes .....  |                 |                |             |
| ILLUSTRATIONS             | <b>1977-1975</b>  |                 |                |             | <b>1968-1967</b>  |                 |                |             |
|                           | <b>GM V-8 350 ENG.</b>  |                 |                |             | <b>GM V-8 283 ENG.; GM V-8 307 ENG.; GM V-8 327 ENG.; GM V-8 366 ENG.; GM V-8 427 ENG.; GM V-8 454 ENG.</b> |                 |                |             |
|                           | Cyl. ....   | ②71301          |                | 39852       | Cyl. ....   |                 |                |             |
|                           | Pressure .....  | 71299           |                | 39212       | Pressure; W/Air Brakes .....  |                 |                |             |
|                           | Reservoir .....   |                 | ✱              |             | Pressure; W/O Air Brakes .....  |                 |                |             |
|                           | Return .....  |                 | ★              |             | Return .....  |                 |                |             |

- \* Cut From C.P.E. 3/8" I.D. Hose: 71350 (48"), 81352 (25').
- † Cut From S.A.E. 11/32" I.D. Hose: 80062 (12"), 80063 (24"), 80064 (36"), 81353 (25').
- ★ Cut From S.A.E. 3/8" I.D. Hose: 71224 (24"), 71236 (36"), 71206 (48"), 81206 (25'). May Also Use 3/8" C.P.E.
- ♣ Cut From S.A.E. 5/8" I.D. Hose: 71351 (36").
- Cut From 1/2" I.D. Suction Hose: 71296 (36"), 81354 (10').
- ⊕ Cut From 5/8" I.D. Suction Hose: 71207 (42"), 81355 (10').
- ✱ Cut From 3/4" I.D. Suction Hose: 71297 (36"), 81356 (10').
- ☆ See Page A14 For Pump or Gear Identification.
- ② Two Required.
- ③ Three Required.
- ④ Four Required.
- ≠ Cut To Fit.
- ✱ Replaces Both Upper and Lower Hose.
- ▲ 252660 Adaptor Required For Some Models.
- ✱ See Page A6 For Installation Procedure.

# Power Steering Hose for Medium and Heavy-Duty Trucks

| Application   | Assembly Number | Multi-Use Hose | End Fitting | Application  | Assembly Number | Multi-Use Hose | End Fitting |
|---|-----------------|----------------|-------------|--|-----------------|----------------|-------------|
| <b>GMC - Continued</b>  |                 |                |             | <b>GMC - Continued</b>                             |                 |                |             |
| <b>CE6000 - Continued</b>   |                 |                |             | <b>CE6500 - Continued</b>                          |                 |                |             |
| <b>1968-1967 - Continued</b>  |                 |                |             | <b>1973</b>  |                 |                |             |
| <b>GM V-8 283 ENG.; GM V-8 307 ENG.; GM V-8 327 ENG.; GM V-8 366 ENG.; GM V-8 427 ENG.; GM V-8 454 ENG.</b> |                 |                |             | <b>GM V-8 366 ENG.</b>                             |                 |                |             |
| - Continued   |                 |                |             | Cyl.; W/F070, F090, F120 Axles..... ②71301         |                 |                |             |
| Reservoir .....   |                 | *              |             | Pressure; W/F070, F090, F120 Axles....             | 71306           |                |             |
| Return .....  |                 | *              |             | Reservoir .....                                    |                 | *              |             |
|   |                 |                |             | Return .....                                       |                 | *              |             |
| <b>1966-1964</b>  |                 |                |             | <b>GM V-8 427 ENG.; GM V-8 454 ENG.</b>            |                 |                |             |
| <b>GM V-8 283 ENG.; GM V-8 307 ENG.; GM V-8 327 ENG.</b>  |                 |                |             | Cyl.; W/F070, F090, F120 Axles..... ②71301         |                 |                |             |
| Cyl.; W/5500 Lb. Axle.....  | ②71302          |                |             | Pressure; W/F070, F090, F120 Axles....             | 71305           |                |             |
| Cyl.; W/6000, 7000, 8000, 9000 Lb. Axle.....  | ②71300          |                |             | Reservoir .....                                    |                 | *              |             |
| Pressure; W/5500 Lb. Axle.....  | 71299           |                | 39852       | Return .....                                       |                 | *              |             |
| Pressure; W/6000, 7000, 8000, 9000 Lb. Axle.....  | 71302           |                |             |  |                 |                |             |
| Reservoir .....   |                 | *              |             |  |                 |                |             |
| Return .....  |                 | *              |             |  |                 |                |             |
| <b>1963</b>   |                 |                |             | <b>CE9500</b>                                      |                 |                |             |
| <b>GM V-8 283 ENG.; GM V-8 307 ENG.; GM V-8 327 ENG.</b>  |                 |                |             | <b>1972-1966</b>                                   |                 |                |             |
| Cyl.; W/5500 Lb. Axle.....  | ②71302          |                |             | <b>GM V-8 637 ENG.</b>                             |                 |                |             |
| Cyl.; W/6000, 7000, 8000, 9000 Lb. Axle.....  | ②71300          |                |             | Cyl.....   | ②71299          |                |             |
| Pressure; W/5500 Lb. Axle.....  | 71299           |                | 39852       | Pressure .....                                     | 71307           |                |             |
| Pressure; W/6000, 7000, 8000, 9000 Lb. Axle.....  | 71302           |                |             | Reservoir; W/1/2" I.D. Hose.....                   |                 | □              |             |
| Reservoir .....   |                 | ✦              |             | Reservoir; W/5/8" I.D. Hose.....                   |                 | ✦              |             |
| Return .....  |                 | *              |             | Reservoir; W/3/4" I.D. Hose.....                   |                 | *              |             |
|   |                 |                |             | Return; W/3/8" I.D. Hose.....                      |                 | *              |             |
| <b>1962-1960</b>  |                 |                |             | <b>CG5500</b>                                      |                 |                |             |
| <b>GM V-8 283 ENG.; GM V-8 307 ENG.; GM V-8 327 ENG.</b>  |                 |                |             | <b>1972-1970</b>                                   |                 |                |             |
| Cyl.; W/5500 Lb. Axle.....  | ②71302          |                |             | <b>GMC D478 DIESEL ENG.; GMC DH478 DIESEL ENG.</b> |                 |                |             |
| Cyl.; W/6000, 7000, 8000, 9000 Lb. Axle.....  | ②71300          |                |             | Cyl.....   | ②71301          |                |             |
| Pressure; W/5500 Lb. Axle.....  | 71299           |                | 39852       | Pressure .....                                     | 71305           |                |             |
| Pressure; W/6000, 7000, 8000, 9000 Lb. Axle.....  | 71302           |                |             | Reservoir .....                                    |                 | *              |             |
| Reservoir .....   |                 | ✦              |             | Return .....                                       |                 | *              |             |
| Return .....  |                 | *              |             |  |                 |                |             |
| <b>1962-1960</b>  |                 |                |             | <b>CG6000</b>                                      |                 |                |             |
| <b>GM V-8 283 ENG.; GM V-8 307 ENG.; GM V-8 327 ENG.</b>  |                 |                |             | <b>1975-1973</b>                                   |                 |                |             |
| Cyl.; W/5500 Lb. Axle.....  | ②71302          |                |             | <b>GMC D478 DIESEL ENG.; GMC DH478 DIESEL ENG.</b> |                 |                |             |
| Cyl.; W/6000, 7000, 8000, 9000 Lb. Axle.....  | ②71300          |                |             | Cyl.....   | ②71301          |                |             |
| Pressure; W/5500 Lb. Axle.....  | 71299           |                | 39852       | Pressure; W/F070 Axle; W/Air Brakes ...            | 71300           |                |             |
| Pressure; W/6000, 7000, 8000, 9000 Lb. Axle.....  | 71302           |                |             | Pressure; W/F070 Axle; W/O Air Brakes .....        | 71305           |                |             |
| Reservoir .....   |                 | *              |             | Pressure; W/F090, F120 Axles.....                  | 71305           |                |             |
| Return .....  |                 | *              |             | Reservoir .....                                    |                 | *              |             |
|   |                 |                |             | Return .....                                       |                 | *              |             |
| <b>CE6500</b>   |                 |                |             | <b>CH9500</b>                                      |                 |                |             |
| <b>1977-1975</b>  |                 |                |             | <b>1970</b>  |                 |                |             |
| <b>GM V-8 366 ENG.; GM V-8 427 ENG.; GM V-8 454 ENG.</b>  |                 |                |             | <b>DETROIT DIESEL 8V-71 DIESEL ENG.</b>            |                 |                |             |
| Cyl.....  | ②71301          |                |             | Cyl.....   | ②71299          |                |             |
| Pressure .....  | 71300           |                |             | Pressure .....                                     | 71301           |                |             |
| Reservoir .....   |                 | *              |             | Reservoir; W/1/2" I.D. Hose.....                   |                 | □              |             |
| Return .....  |                 | *              |             | Reservoir; W/5/8" I.D. Hose.....                   |                 | ✦              |             |
|   |                 |                |             | Reservoir; W/3/4" I.D. Hose.....                   |                 | *              |             |
|   |                 |                |             | Return; W/3/8" I.D. Hose.....                      |                 | *              |             |
| <b>1974</b>   |                 |                |             | <b>CI9500</b>                                      |                 |                |             |
| <b>GM V-8 366 ENG.</b>  |                 |                |             | <b>1971-1970</b>                                   |                 |                |             |
| Cyl.; W/F070, F090, F120 Axles; W/Air Brakes .....  | ②71301          |                |             | <b>DETROIT DIESEL 6-71N DIESEL ENG.</b>            |                 |                |             |
| Pressure; W/F070, F090, F120 Axles; W/Air Brakes .....  | 71306           |                |             | Cyl.....   | ②71301          |                |             |
| Reservoir .....   |                 | *              |             | Pressure .....                                     | 71302           |                | 39212       |
| Return .....  |                 | *              |             | Reservoir; W/1/2" I.D. Hose.....                   |                 | □              |             |
|   |                 |                |             |  |                 |                |             |
| <b>GM V-8 427 ENG.; GM V-8 454 ENG.</b>   |                 |                |             |  |                 |                |             |
| Cyl.; W/F070, F090, F120 Axles; W/Air Brakes .....  | ②71301          |                |             |  |                 |                |             |
| Pressure; W/F070, F090, F120 Axles; W/Air Brakes .....  | 71300           |                | 39854       |  |                 |                |             |
| Reservoir .....   |                 | *              |             |  |                 |                |             |
| Return .....  |                 | *              |             |  |                 |                |             |

- SYSTEM PUMP & GEAR IDENT.
- SYSTEM & COMPONENT IDENT.
- PASS. CARS
- LIGHT TRUCKS
- MEDIUM/HEAVY TRUCKS
- BUSES
- HOSE NUMERICAL
- REPAIR KITS
- KIT NUMERICAL
- ILLUSTRATIONS

\* Cut From C.P.E. 3/8" I.D. Hose: 71350 (48"), 81352 (25').  
 † Cut From S.A.E. 11/32" I.D. Hose: 80062 (12"), 80063 (24"), 80064 (36"), 81353 (25').  
 ✦ Cut From S.A.E. 3/8" I.D. Hose: 71224 (24"), 71236 (36"), 71206 (48"), 81206 (25'). May Also Use 3/8" C.P.E.  
 ✦ Cut From S.A.E. 5/8" I.D. Hose: 71351 (36").  
 □ Cut From 1/2" I.D. Suction Hose: 71296 (36"), 81354 (10').  
 ✦ Cut From 5/8" I.D. Suction Hose: 71207 (42"), 81355 (10').  
 ✦ Cut From 3/4" I.D. Suction Hose: 71297 (36"), 81356 (10').  
 ☆ See Page A14 For Pump or Gear Identification.

② Two Required.  
 ③ Three Required.  
 ④ Four Required.  
 ✦ Cut To Fit.  
 ✦ Replaces Both Upper and Lower Hose.  
 ▲ 252660 Adaptor Required For Some Models.  
 ✦ See Page A6 For Installation Procedure.

# Power Steering Hose for Medium and Heavy-Duty Trucks

**SYSTEM PUMP & GEAR IDENT.**

**SYSTEM & COMPONENT IDENT.**

**PASS. CARS**

**LIGHT TRUCKS**

**MEDIUM/HEAVY TRUCKS**

**BUSES**

**HOSE NUMERICAL**

**REPAIR KITS**

**KIT NUMERICAL**

**ILLUSTRATIONS**

| Application   | Assembly Number | Multi-Use Hose | End Fitting | Application   | Assembly Number | Multi-Use Hose | End Fitting |
|---|-----------------|----------------|-------------|---|-----------------|----------------|-------------|
| <b>GMC - Continued</b>  |                 |                |             | <b>GMC - Continued</b>  |                 |                |             |
| <b>CI9500 - Continued</b>   |                 |                |             | <b>CM6500 - Continued</b>   |                 |                |             |
| <b>1971-1970 - Continued</b>  |                 |                |             | <b>1973-1970 - Continued</b>  |                 |                |             |
| <b>DETROIT DIESEL 6-71N DIESEL ENG. - Continued</b>   |                 |                |             | <b>GM V-6 305 ENG.; GM V-6 351 ENG.; GM V-6 379 ENG.; GM V-6 401 ENG.; GM V-6 432 ENG.; GM V-6 478 ENG. - Continued</b> |                 |                |             |
| Reservoir; W/5/8" I.D. Hose.....  |                 | ✦              |             | Reservoir .....   |                 | ✦              |             |
| Reservoir; W/3/4" I.D. Hose.....  |                 | ✦              |             | Return .....  |                 | ★              |             |
| Return; W/3/8" I.D. Hose .....  |                 | ★              |             |   |                 |                |             |
| <b>1969-1966</b>  |                 |                |             | <b>CS4500</b>   |                 |                |             |
| <b>DETROIT DIESEL 6-71 DIESEL ENG.</b>  |                 |                |             | <b>1977</b>   |                 |                |             |
| Cyl.....  | ⑨71301          |                |             | <b>GM 6-CYL. 230 ENG.; GM 6-CYL. 250 ENG.</b>   |                 |                |             |
| Pressure .....  | 71302           |                | 39212       | Cyl.....  | ②71301          |                |             |
| Reservoir; W/1/2" I.D. Hose.....  |                 | □              |             | Pressure .....  | 71306           |                |             |
| Reservoir; W/5/8" I.D. Hose.....  |                 | ✦              |             | Reservoir .....   |                 | ✦              |             |
| Reservoir; W/3/4" I.D. Hose.....  |                 | ✦              |             | Return .....  |                 | ★              |             |
| Return; W/3/8" I.D. Hose .....  |                 | ★              |             | <b>1976-1973</b>  |                 |                |             |
| <b>DETROIT DIESEL 6-71N DIESEL ENG.</b>   |                 |                |             | <b>GM 6-CYL. 230 ENG.; GM 6-CYL. 250 ENG.</b>   |                 |                |             |
| Cyl.....  | ②71301          |                |             | Cyl.....  | ②71301          |                |             |
| Pressure .....  | 71302           |                | 39212       | Pressure .....  | 71306           |                |             |
| Reservoir; W/1/2" I.D. Hose.....  |                 | □              |             | Reservoir .....   |                 | ✦              |             |
| Reservoir; W/5/8" I.D. Hose.....  |                 | ✦              |             | Return .....  |                 | ★              |             |
| Reservoir; W/3/4" I.D. Hose.....  |                 | ✦              |             | <b>1972-1970</b>  |                 |                |             |
| Return; W/3/8" I.D. Hose .....  |                 | ★              |             | <b>GM 6-CYL. 230 ENG.; GM 6-CYL. 250 ENG.</b>   |                 |                |             |
| <b>CM5500</b>   |                 |                |             | <b>GM 6-CYL. 230 ENG.; GM 6-CYL. 250 ENG.</b>   |                 |                |             |
| <b>1974</b>   |                 |                |             | <b>1972-1970</b>  |                 |                |             |
| <b>GM V-6 305 ENG.; GM V-6 351 ENG.; GM V-6 379 ENG.</b>  |                 |                |             | <b>GM 6-CYL. 230 ENG.; GM 6-CYL. 250 ENG.</b>   |                 |                |             |
| Cyl.....  | ②71301          |                |             | Cyl.....  | ②71301          |                | 39212       |
| Pressure .....  | 71300           |                | 39854       | Pressure .....  | 71303           |                |             |
| Reservoir .....   |                 | ✦              |             | Reservoir .....   |                 | ✦              |             |
| Return .....  |                 | ★              |             | Return .....  |                 | ★              |             |
| <b>1973-1970</b>  |                 |                |             | <b>1969</b>   |                 |                |             |
| <b>GM V-6 305 ENG.; GM V-6 351 ENG.; GM V-6 379 ENG.</b>  |                 |                |             | <b>GM 6-CYL. 230 ENG.; GM 6-CYL. 250 ENG.</b>   |                 |                |             |
| Cyl.....  | ②71301          |                |             | Cyl.....  | ②71301          |                |             |
| Pressure .....  | 71305           |                |             | Pressure .....  | 71302           |                | 39212       |
| Reservoir .....   |                 | ✦              |             | Reservoir .....   |                 | ✦              |             |
| Return .....  |                 | ★              |             | Return .....  |                 | ★              |             |
| <b>CM6500</b>   |                 |                |             | <b>1968-1967</b>  |                 |                |             |
| <b>1975</b>   |                 |                |             | <b>GM 6-CYL. 230 ENG.; GM 6-CYL. 250 ENG.</b>   |                 |                |             |
| <b>GM V-6 305 ENG.; GM V-6 351 ENG.; GM V-6 379 ENG.</b>  |                 |                |             | <b>GM 6-CYL. 230 ENG.; GM 6-CYL. 250 ENG.</b>   |                 |                |             |
| Cyl.; W/F070, F090, F120 Axles; W/Air Brakes .....  | ②71301          |                |             | Cyl.....  | ②71304          |                |             |
| Pressure; W/F070, F090, F120 Axles; W/Air Brakes .....  | 71300           |                | 39854       | Pressure; W/Air Brakes.....   | 71303           |                | 39852       |
| Reservoir .....   |                 | ✦              |             | Pressure; W/O Air Brakes .....  | 71299           |                | 39212       |
| Return .....  |                 | ★              |             | Reservoir .....   |                 | ✦              |             |
| <b>1974</b>   |                 |                |             | <b>Return .....</b>   |                 |                |             |
| <b>GM V-6 305 ENG.; GM V-6 351 ENG.; GM V-6 379 ENG.; GM V-6 401 ENG.; GM V-6 432 ENG.; GM V-6 478 ENG.</b> |                 |                |             | <b>CS5000</b>   |                 |                |             |
| Cyl.....  | ②71301          |                |             | <b>1977-1973</b>  |                 |                |             |
| Pressure .....  | 71300           |                | 39854       | <b>GM 6-CYL. 292 ENG.</b>   |                 |                |             |
| Reservoir .....   |                 | ✦              |             | Cyl.....  | ②71301          |                |             |
| Return .....  |                 | ★              |             | Pressure .....  | 71306           |                |             |
| <b>1973-1970</b>  |                 |                |             | <b>Reservoir .....</b>  |                 |                |             |
| <b>GM V-6 305 ENG.; GM V-6 351 ENG.; GM V-6 379 ENG.; GM V-6 401 ENG.; GM V-6 432 ENG.; GM V-6 478 ENG.</b> |                 |                |             | <b>Return .....</b>   |                 |                |             |
| Cyl.....  | ②71301          |                |             | <b>1972-1970</b>  |                 |                |             |
| Pressure .....  | 71305           |                |             | <b>GM 6-CYL. 292 ENG.</b>   |                 |                |             |
| Reservoir .....   |                 | ✦              |             | Cyl.....  | ②71301          |                |             |
| Return .....  |                 | ★              |             | Pressure .....  | 71303           |                | 39212       |
| <b>1973-1970</b>  |                 |                |             | <b>Reservoir .....</b>  |                 |                |             |
| <b>GM V-6 305 ENG.; GM V-6 351 ENG.; GM V-6 379 ENG.; GM V-6 401 ENG.; GM V-6 432 ENG.; GM V-6 478 ENG.</b> |                 |                |             | <b>Return .....</b>   |                 |                |             |
| Cyl.....  | ②71301          |                |             | <b>1968-1967</b>  |                 |                |             |
| Pressure .....  | 71305           |                |             | <b>GM 6-CYL. 230 ENG.; GM 6-CYL. 250 ENG.</b>   |                 |                |             |
| Reservoir .....   |                 | ✦              |             | Cyl.....  | ②71304          |                |             |
| Return .....  |                 | ★              |             | Pressure; W/Air Brakes.....   | 71303           |                | 39852       |
| <b>1973-1970</b>  |                 |                |             | <b>Pressure; W/O Air Brakes .....</b>   |                 |                |             |
| <b>GM V-6 305 ENG.; GM V-6 351 ENG.; GM V-6 379 ENG.; GM V-6 401 ENG.; GM V-6 432 ENG.; GM V-6 478 ENG.</b> |                 |                |             | <b>Reservoir .....</b>  |                 |                |             |
| Cyl.....  | ②71301          |                |             | Return .....  |                 | ✦              |             |
| Pressure .....  | 71305           |                |             | Return .....  |                 | ★              |             |
| Reservoir .....   |                 | ✦              |             | <b>1968-1967</b>  |                 |                |             |
| Return .....  |                 | ★              |             | <b>GM 6-CYL. 230 ENG.; GM 6-CYL. 250 ENG.</b>   |                 |                |             |

\* Cut From C.P.E. 3/8" I.D. Hose: 71350 (48"), 81352 (25").  
 † Cut From S.A.E. 11/32" I.D. Hose: 80062 (12"), 80063 (24"), 80064 (36"), 81353 (25").  
 ★ Cut From S.A.E. 3/8" I.D. Hose: 71224 (24"), 71236 (36"), 71206 (48"), 81206 (25"). May Also Use 3/8" C.P.E.  
 ✦ Cut From S.A.E. 5/8" I.D. Hose: 71351 (36").  
 □ Cut From 1/2" I.D. Suction Hose: 71296 (36"), 81354 (10").  
 ✧ Cut From 5/8" I.D. Suction Hose: 71207 (42"), 81355 (10").  
 ✧ Cut From 3/4" I.D. Suction Hose: 71297 (36"), 81356 (10").  
 ☆ See Page A14 For Pump or Gear Identification.

② Two Required.  
 ③ Three Required.  
 ④ Four Required.  
 < Cut To Fit.  
 ✧ Replaces Both Upper and Lower Hose.  
 ▲ 252660 Adaptor Required For Some Models.  
 ✦ See Page A6 For Installation Procedure.



# Power Steering Hose for Medium and Heavy-Duty Trucks

| Application                                      | Assembly Number | Multi-Use Hose | End Fitting | Application   | Assembly Number | Multi-Use Hose | End Fitting |
|--|-----------------|----------------|-------------|---|-----------------|----------------|-------------|
| <b>GMC - Continued</b>                           |                 |                |             | <b>GMC - Continued</b>                                    |                 |                |             |
| <b>CS5000 - Continued</b>                        |                 |                |             | <b>CS5500 - Continued</b>                                 |                 |                |             |
| <b>1969</b>                                      |                 |                |             | <b>1963 - Continued</b>                                   |                 |                |             |
| <b>GM 6-CYL. 292 ENG.</b>                        |                 |                |             | <b>GM 6-CYL. 230 ENG.; GM 6-CYL. 250 ENG. - Continued</b> |                 |                |             |
| Cyl.....   | ②71301          |                |             | Pressure; W/6000, 7000, 8000, 9000 Lb. Axle.....          | 71302           |                |             |
| Pressure.....                                    | 71302           |                | 39212       | Reservoir.....  |                 | ✦              |             |
| Reservoir.....                                   |                 | ✦              |             | Return.....   |                 | ★              |             |
| Return.....                                      |                 | ★              |             |   |                 |                |             |
| <b>1968-1967</b>                                 |                 |                |             | <b>CS6000</b>   |                 |                |             |
| <b>GM 6-CYL. 292 ENG.</b>                        |                 |                |             | <b>1977-1973</b>  |                 |                |             |
| Cyl.....   | ②71304          |                |             | <b>GM 6-CYL. 292 ENG.</b>                                 |                 |                |             |
| Pressure; W/Air Brakes.....                      | 71303           |                | 39852       | Cyl.....  | ②71301          |                |             |
| Pressure; W/O Air Brakes.....                    | 71299           |                | 39212       | Pressure.....   | 71306           |                |             |
| Reservoir.....                                   |                 | ✦              |             | Reservoir.....  |                 | ✦              |             |
| Return.....                                      |                 | ★              |             | Return.....   |                 | ★              |             |
| <b>CS5500</b>                                    |                 |                |             | <b>1972-1970</b>  |                 |                |             |
| <b>1977-1973</b>                                 |                 |                |             | <b>GM 6-CYL. 292 ENG.</b>                                 |                 |                |             |
| <b>GM 6-CYL. 230 ENG.; GM 6-CYL. 250 ENG.</b>    |                 |                |             | Cyl.....  | ②71301          |                |             |
| Cyl.....   | ②71301          |                |             | Pressure.....   | 71303           |                | 39212       |
| Pressure.....                                    | 71306           |                |             | Reservoir.....  |                 | ✦              |             |
| Reservoir.....                                   |                 | ✦              |             | Return.....   |                 | ★              |             |
| Return.....                                      |                 | ★              |             |   |                 |                |             |
| <b>1972-1970</b>                                 |                 |                |             | <b>1969</b>   |                 |                |             |
| <b>GM 6-CYL. 230 ENG.; GM 6-CYL. 250 ENG.</b>    |                 |                |             | <b>GM 6-CYL. 292 ENG.</b>                                 |                 |                |             |
| Cyl.....   | ②71301          |                |             | Cyl.....  | ②71301          |                |             |
| Pressure.....                                    | 71303           |                | 39212       | Pressure.....   | 71302           |                | 39212       |
| Reservoir.....                                   |                 | ✦              |             | Reservoir.....  |                 | ✦              |             |
| Return.....                                      |                 | ★              |             | Return.....   |                 | ★              |             |
| <b>1969</b>                                      |                 |                |             | <b>1968-1967</b>  |                 |                |             |
| <b>GM 6-CYL. 230 ENG.; GM 6-CYL. 250 ENG.</b>    |                 |                |             | <b>GM 6-CYL. 292 ENG.</b>                                 |                 |                |             |
| Cyl.....   | ②71301          |                |             | Cyl.....  | ②71304          |                |             |
| Pressure.....                                    | 71302           |                | 39212       | Pressure; W/Air Brakes.....                               | 71303           |                | 39852       |
| Reservoir.....                                   |                 | ✦              |             | Pressure; W/O Air Brakes.....                             | 71299           |                | 39212       |
| Return.....                                      |                 | ★              |             | Reservoir.....  |                 | ✦              |             |
| <b>1968-1967</b>                                 |                 |                |             | <b>DE9500</b>   |                 |                |             |
| <b>GM 6-CYL. 230 ENG.; GM 6-CYL. 250 ENG.</b>    |                 |                |             | <b>1972-1966</b>  |                 |                |             |
| Cyl.....   | ②71304          |                |             | <b>GM V-8 637 ENG.</b>                                    |                 |                |             |
| Pressure; W/Air Brakes.....                      | 71303           |                | 39852       | Cyl.....  | ②71299          |                |             |
| Pressure; W/O Air Brakes.....                    | 71299           |                | 39212       | Pressure.....   | 71307           |                |             |
| Reservoir.....                                   |                 | ✦              |             | Reservoir; W/1/2" I.D. Hose.....                          |                 | □              |             |
| Return.....                                      |                 | ★              |             | Reservoir; W/5/8" I.D. Hose.....                          |                 | ✦              |             |
| <b>1966-1964</b>                                 |                 |                |             | <b>EG4500</b>   |                 |                |             |
| <b>GM 6-CYL. 230 ENG.; GM 6-CYL. 250 ENG.</b>    |                 |                |             | <b>1967</b>   |                 |                |             |
| Cyl.; W/5500 Lb. Axle.....                       | ②71302          |                |             | <b>GMC D351 DIESEL ENG.</b>                               |                 |                |             |
| Cyl.; W/6000, 7000, 8000, 9000 Lb. Axle.....     | ②71300          |                |             | Cyl.....  | ②71301          |                |             |
| Pressure; W/5500 Lb. Axle.....                   | 71299           |                | 39852       | Pressure.....   | 71305           |                |             |
| Pressure; W/6000, 7000, 8000, 9000 Lb. Axle..... | 71302           |                |             | Reservoir.....  |                 | ✦              |             |
| Reservoir.....                                   |                 | ✦              |             | Return.....   |                 | ★              |             |
| Return.....                                      |                 | ★              |             | <b>EG5500</b>   |                 |                |             |
| <b>1963</b>                                      |                 |                |             | <b>1969-1967</b>  |                 |                |             |
| <b>GM 6-CYL. 230 ENG.; GM 6-CYL. 250 ENG.</b>    |                 |                |             | <b>GMC D478 DIESEL ENG.; GMC DH478 DIESEL ENG.</b>        |                 |                |             |
| Cyl.; W/5500 Lb. Axle.....                       | ②71302          |                |             | Cyl.....  | ②71301          |                |             |
| Cyl.; W/6000, 7000, 8000, 9000 Lb. Axle.....     | ②71300          |                |             |   |                 |                |             |
| Pressure; W/5500 Lb. Axle.....                   | 71299           |                | 39852       |   |                 |                |             |

**SYSTEM PUMP & GEAR IDENT.**

**SYSTEM & COMPONENT IDENT.**

**PASS. CARS**

**LIGHT TRUCKS**

**MEDIUM/HEAVY TRUCKS**

**BUSES**

**HOSE NUMERICAL**

**REPAIR KITS**

**KIT NUMERICAL**

**ILLUSTRATIONS**

\* Cut From C.P.E. 3/8" I.D. Hose: 71350 (48"), 81352 (25').  
 † Cut From S.A.E. 11/32" I.D. Hose: 80062 (12"), 80063 (24"), 80064 (36"), 81353 (25').  
 ✦ Cut From S.A.E. 3/8" I.D. Hose: 71224 (24"), 71236 (36"), 71206 (48"), 81206 (25'). May Also Use 3/8" C.P.E.  
 ★ Cut From S.A.E. 5/8" I.D. Hose: 71351 (36").  
 □ Cut From 1/2" I.D. Suction Hose: 71296 (36"), 81354 (10').  
 ✦ Cut From 5/8" I.D. Suction Hose: 71207 (42"), 81355 (10').  
 ✦ Cut From 3/4" I.D. Suction Hose: 71297 (36"), 81356 (10').  
 ☆ See Page A14 For Pump or Gear Identification.

② Two Required.  
 ③ Three Required.  
 ④ Four Required.  
 ✦ Cut To Fit.  
 ✦ Replaces Both Upper and Lower Hose.  
 ▲ 252660 Adaptor Required For Some Models.  
 ✦ See Page A6 For Installation Procedure.

# Power Steering Hose for Medium and Heavy-Duty Trucks

|                           | Application  | Assembly Number | Multi-Use Hose | End Fitting | Application   | Assembly Number | Multi-Use Hose | End Fitting |
|---------------------------|--|-----------------|----------------|-------------|---|-----------------|----------------|-------------|
| SYSTEM PUMP & GEAR IDENT. | <b>GMC - Continued</b>                                   |                 |                |             | <b>GMC - Continued</b>                                  |                 |                |             |
| SYSTEM & COMPONENT IDENT. | <b>EG5500 - Continued</b>                                |                 |                |             | <b>ES4500</b>   |                 |                |             |
| PASS. CARS                | <b>1969-1967 - Continued</b>                             |                 |                |             | <b>1969</b>   |                 |                |             |
| LIGHT TRUCKS              | <b>GMC D478 DIESEL ENG.; GMC DH478 DIESEL ENG.</b>       |                 |                |             | <b>GM 6-CYL. 230 ENG.; GM 6-CYL. 250 ENG.</b>           |                 |                |             |
|                           |  |                 |                |             |   |                 |                |             |
|                           | Pressure .....   | 71305           |                |             | Cyl.....  | ②71301          |                |             |
|                           | Reservoir .....  |                 | ✳              |             | Pressure .....  | 71302           |                | 39212       |
|                           | Return .....   |                 | ★              |             | Reservoir .....   |                 | ✳              |             |
|                           |  |                 |                |             | Return .....  |                 | ★              |             |
|                           | <b>EG6500</b>  |                 |                |             | <b>1968-1967</b>  |                 |                |             |
|                           | <b>1969-1967</b>   |                 |                |             | <b>GM 6-CYL. 230 ENG.; GM 6-CYL. 250 ENG.</b>           |                 |                |             |
|                           | <b>GMC D478 DIESEL ENG.; GMC DH478 DIESEL ENG.</b>       |                 |                |             | Cyl.....  |                 |                |             |
|                           |  | ②71301          |                |             | Pressure; W/Hyd. Brakes.....                            | 71299           |                | 39212       |
|                           | Pressure .....   | 71305           |                |             | Reservoir .....   |                 | ✳              |             |
|                           | Reservoir .....  |                 | ✳              |             | Return .....  |                 | ★              |             |
|                           | Return .....   |                 | ★              |             |   |                 |                |             |
|                           | <b>EM4500</b>  |                 |                |             | <b>FE9500</b>   |                 |                |             |
|                           | <b>1969</b>  |                 |                |             | <b>1972-1966</b>  |                 |                |             |
|                           | <b>GM V-6 305 ENG.; GM V-6 351 ENG.; GM V-6 379 ENG.</b> |                 |                |             | <b>GM V-8 637 ENG.</b>                                  |                 |                |             |
|                           |  | ②71301          |                |             | Cyl.....  | ②71299          |                |             |
|                           | Pressure .....   | 71302           |                | 39212       | Pressure .....  | 71307           |                |             |
|                           | Reservoir .....  |                 | ✳              |             | Reservoir; W/1/2" I.D. Hose.....                        |                 | □              |             |
|                           | Return .....   |                 | ★              |             | Reservoir; W/5/8" I.D. Hose.....                        |                 | ✳              |             |
|                           |  |                 |                |             | Reservoir; W/3/4" I.D. Hose.....                        |                 | ✳              |             |
|                           |  |                 |                |             | Return; W/3/8" I.D. Hose.....                           |                 | ★              |             |
|                           | <b>1968-1967</b>   |                 |                |             | <b>GENERAL</b>  |                 |                |             |
|                           | <b>GM V-6 305 ENG.; GM V-6 351 ENG.; GM V-6 379 ENG.</b> |                 |                |             | <b>1983-1981</b>  |                 |                |             |
|                           | Pressure; W/Hyd. Brakes.....                             | 71299           |                | 39212       | <b>DETROIT DIESEL 6-71 DIESEL ENG.; DETROIT DIESEL</b>  |                 |                |             |
|                           | Reservoir .....  |                 | ✳              |             | <b>6V-92 DIESEL ENG.; DETROIT DIESEL 8V-71 DIESEL</b>   |                 |                |             |
|                           | Return .....   |                 | ★              |             | <b>ENG.; DETROIT DIESEL 8V-92 DIESEL ENG.</b>           |                 |                |             |
|                           |  |                 |                |             | Reservoir; W/1/2" I.D. Hose.....                        |                 | □              |             |
|                           | <b>EM5500</b>  |                 |                |             | Reservoir; W/5/8" I.D. Hose.....                        |                 | ✳              |             |
|                           | <b>1969</b>  |                 |                |             | Reservoir; W/3/4" I.D. Hose.....                        |                 | ✳              |             |
|                           | <b>GM V-6 305 ENG.; GM V-6 351 ENG.; GM V-6 379 ENG.</b> |                 |                |             | Return; W/3/8" I.D. Hose.....                           |                 | ★              |             |
|                           |  | ②71301          |                |             | <b>1980-1979</b>  |                 |                |             |
|                           | Pressure .....   | 71302           |                | 39212       | <b>DETROIT DIESEL 6-71 DIESEL ENG.</b>                  |                 |                |             |
|                           | Reservoir .....  |                 | ✳              |             | Pressure .....  | 71302           |                | 39212       |
|                           | Return .....   |                 | ★              |             | Reservoir; W/1/2" I.D. Hose.....                        |                 | □              |             |
|                           |  |                 |                |             | Reservoir; W/5/8" I.D. Hose.....                        |                 | ✳              |             |
|                           | <b>1968-1967</b>   |                 |                |             | Reservoir; W/3/4" I.D. Hose.....                        |                 | ✳              |             |
|                           | <b>GM V-6 305 ENG.; GM V-6 351 ENG.; GM V-6 379 ENG.</b> |                 |                |             | Return; W/3/8" I.D. Hose.....                           |                 | ★              |             |
|                           | Pressure; W/Hyd. Brakes.....                             | 71299           |                | 39212       | <b>DETROIT DIESEL 6V-92 DIESEL ENG.</b>                 |                 |                |             |
|                           | Reservoir .....  |                 | ✳              |             | Pressure; W/FL931 Axle.....                             | 71305           |                | 39854       |
|                           | Return .....   |                 | ★              |             | Pressure; W/O FL931 Axle.....                           | 71304           |                | 39212       |
|                           |  |                 |                |             | Reservoir; W/1/2" I.D. Hose.....                        |                 | □              |             |
|                           | <b>EM6500</b>  |                 |                |             | Reservoir; W/5/8" I.D. Hose.....                        |                 | ✳              |             |
|                           | <b>1969</b>  |                 |                |             | Reservoir; W/3/4" I.D. Hose.....                        |                 | ✳              |             |
|                           | <b>GM V-6 305 ENG.; GM V-6 351 ENG.; GM V-6 379 ENG.</b> |                 |                |             | Return; W/3/8" I.D. Hose.....                           |                 | ★              |             |
|                           |  | ②71301          |                |             | <b>DETROIT DIESEL 8V-71 DIESEL ENG.; DETROIT DIESEL</b> |                 |                |             |
|                           | Pressure .....   | 71302           |                | 39212       | <b>8V-92 DIESEL ENG.</b>                                |                 |                |             |
|                           | Reservoir .....  |                 | ✳              |             | Pressure .....  | 71299           |                |             |
|                           | Return .....   |                 | ★              |             | Reservoir; W/1/2" I.D. Hose.....                        |                 | □              |             |
|                           |  |                 |                |             | Reservoir; W/5/8" I.D. Hose.....                        |                 | ✳              |             |
|                           | <b>1968-1967</b>   |                 |                |             | Reservoir; W/3/4" I.D. Hose.....                        |                 | ✳              |             |
|                           | <b>GM V-6 305 ENG.; GM V-6 351 ENG.; GM V-6 379 ENG.</b> |                 |                |             | Return; W/3/8" I.D. Hose.....                           |                 | ★              |             |
|                           | Pressure; W/Hyd. Brakes.....                             | 71299           |                | 39212       |   |                 |                |             |
|                           | Reservoir .....  |                 | ✳              |             |   |                 |                |             |
|                           | Return .....   |                 | ★              |             |   |                 |                |             |

- \* Cut From C.P.E. 3/8" I.D. Hose: 71350 (48"), 81352 (25').
- † Cut From S.A.E. 11/32" I.D. Hose: 80062 (12"), 80063 (24"), 80064 (36"), 81353 (25').
- ★ Cut From S.A.E. 3/8" I.D. Hose: 71224 (24"), 71236 (36"), 71206 (48"), 81206 (25'). May Also Use 3/8" C.P.E.
- ✳ Cut From S.A.E. 5/8" I.D. Hose: 71351 (36").
- Cut From 1/2" I.D. Suction Hose: 71296 (36"), 81354 (10').
- ✳ Cut From 5/8" I.D. Suction Hose: 71207 (42"), 81355 (10').
- ✳ Cut From 3/4" I.D. Suction Hose: 71297 (36"), 81356 (10').
- ☆ See Page A14 For Pump or Gear Identification.
- ② Two Required.
- ③ Three Required.
- ④ Four Required.
- ≠ Cut To Fit.
- ✳ Replaces Both Upper and Lower Hose.
- ▲ 252660 Adaptor Required For Some Models.
- ✳ See Page A6 For Installation Procedure.

# Power Steering Hose for Medium and Heavy-Duty Trucks

| Application  | Assembly Number | Multi-Use Hose | End Fitting | Application   | Assembly Number | Multi-Use Hose | End Fitting |
|--|-----------------|----------------|-------------|---|-----------------|----------------|-------------|
| <b>GMC - Continued</b>                             |                 |                |             | <b>GMC - Continued</b>  |                 |                |             |
| <b>HE9500</b>                                      |                 |                |             | <b>HM7500</b>   |                 |                |             |
| <b>1972-1966</b>                                   |                 |                |             | <b>1971-1966</b>  |                 |                |             |
| <b>GM V-8 637 ENG.</b>                             |                 |                |             | <b>GM V-6 305 ENG.; GM V-6 351 ENG.; GM V-6 379 ENG.; GM V-6 401 ENG.; GM V-6 432 ENG.; GM V-6 478 ENG.</b> |                 |                |             |
| Cyl.....   | ②71299          |                |             | Cyl.....  | ②71299          |                |             |
| Pressure .....                                     | 71307           |                |             | Pressure .....  | 71307           |                |             |
| Reservoir; W/1/2" I.D. Hose.....                   |                 | ☐              |             | Reservoir; W/1/2" I.D. Hose.....  |                 | ☐              |             |
| Reservoir; W/5/8" I.D. Hose.....                   |                 | ⊕              |             | Reservoir; W/5/8" I.D. Hose.....  |                 | ⊕              |             |
| Reservoir; W/3/4" I.D. Hose.....                   |                 | ✳              |             | Reservoir; W/3/4" I.D. Hose.....  |                 | ✳              |             |
| Return; W/3/8" I.D. Hose .....                     |                 | ★              |             | Return; W/3/8" I.D. Hose .....  |                 | ★              |             |
| <b>HI9500</b>                                      |                 |                |             | <b>HM8500</b>   |                 |                |             |
| <b>1972-1967</b>                                   |                 |                |             | <b>1971</b>   |                 |                |             |
| <b>DETROIT DIESEL 6-71N DIESEL ENG.</b>            |                 |                |             | <b>GM V-6 401 ENG.; GM V-6 432 ENG.; GM V-6 478 ENG.</b>  |                 |                |             |
| Cyl.....   | ②71301          |                | 39212       | Cyl.....  | ②71299          |                |             |
| Pressure .....                                     | 71302           |                |             | Pressure .....  | 71307           |                |             |
| Reservoir; W/1/2" I.D. Hose.....                   |                 | ☐              |             | Reservoir; W/1/2" I.D. Hose.....  |                 | ☐              |             |
| Reservoir; W/5/8" I.D. Hose.....                   |                 | ⊕              |             | Reservoir; W/5/8" I.D. Hose.....  |                 | ⊕              |             |
| Reservoir; W/3/4" I.D. Hose.....                   |                 | ✳              |             | Reservoir; W/3/4" I.D. Hose.....  |                 | ✳              |             |
| Return; W/3/8" I.D. Hose .....                     |                 | ★              |             | Return; W/3/8" I.D. Hose .....  |                 | ★              |             |
| <b>1966</b>  |                 |                |             | <b>1970-1966</b>  |                 |                |             |
| <b>DETROIT DIESEL 6-71 DIESEL ENG.</b>             |                 |                |             | <b>GM V-6 305 ENG.; GM V-6 351 ENG.; GM V-6 379 ENG.; GM V-6 401 ENG.; GM V-6 432 ENG.; GM V-6 478 ENG.</b> |                 |                |             |
| Cyl.....   | ②71305          |                | 39212       | Cyl.....  | ②71299          |                |             |
| Pressure .....                                     | 71302           |                |             | Pressure .....  | 71307           |                |             |
| Reservoir; W/1/2" I.D. Hose.....                   |                 | ☐              |             | Reservoir; W/1/2" I.D. Hose.....  |                 | ☐              |             |
| Reservoir; W/5/8" I.D. Hose.....                   |                 | ⊕              |             | Reservoir; W/5/8" I.D. Hose.....  |                 | ⊕              |             |
| Reservoir; W/3/4" I.D. Hose.....                   |                 | ✳              |             | Reservoir; W/3/4" I.D. Hose.....  |                 | ✳              |             |
| Return; W/3/8" I.D. Hose .....                     |                 | ★              |             | Return; W/3/8" I.D. Hose .....  |                 | ★              |             |
| <b>DETROIT DIESEL 6-71N DIESEL ENG.</b>            |                 |                |             | <b>1977-1973</b>  |                 |                |             |
| Cyl.....   | ②71301          |                | 39212       | <b>DETROIT DIESEL 6V-53 DIESEL ENG.</b>   |                 |                |             |
| Pressure .....                                     | 71302           |                |             | Pressure .....  | 71305           |                | 39854       |
| Reservoir; W/1/2" I.D. Hose.....                   |                 | ☐              |             | Reservoir; W/1/2" I.D. Hose.....  |                 | ☐              |             |
| Reservoir; W/5/8" I.D. Hose.....                   |                 | ⊕              |             | Reservoir; W/5/8" I.D. Hose.....  |                 | ⊕              |             |
| Reservoir; W/3/4" I.D. Hose.....                   |                 | ✳              |             | Reservoir; W/3/4" I.D. Hose.....  |                 | ✳              |             |
| Return; W/3/8" I.D. Hose .....                     |                 | ★              |             | Return; W/3/8" I.D. Hose .....  |                 | ★              |             |
| <b>HJ7500</b>                                      |                 |                |             | <b>1972-1969</b>  |                 |                |             |
| <b>1969-1967</b>                                   |                 |                |             | <b>DETROIT DIESEL 6V-53 DIESEL ENG.</b>   |                 |                |             |
| <b>GMC D637 DIESEL ENG.; GMC DH637 DIESEL ENG.</b> |                 |                |             | Cyl.....  | ②71299          |                | 39854       |
| Cyl.....   | ②71299          |                |             | Pressure .....  | 71305           |                |             |
| Pressure .....                                     | 71308           |                |             | Reservoir; W/1/2" I.D. Hose.....  |                 | ☐              |             |
| Reservoir; W/1/2" I.D. Hose.....                   |                 | ☐              |             | Reservoir; W/5/8" I.D. Hose.....  |                 | ⊕              |             |
| Reservoir; W/5/8" I.D. Hose.....                   |                 | ⊕              |             | Reservoir; W/3/4" I.D. Hose.....  |                 | ✳              |             |
| Reservoir; W/3/4" I.D. Hose.....                   |                 | ✳              |             | Return; W/3/8" I.D. Hose .....  |                 | ★              |             |
| Return; W/3/8" I.D. Hose .....                     |                 | ★              |             | <b>1968-1966</b>  |                 |                |             |
| <b>HJ9500</b>                                      |                 |                |             | <b>DETROIT DIESEL 6V-53 DIESEL ENG.</b>   |                 |                |             |
| <b>1969-1966</b>                                   |                 |                |             | Cyl.; W/Short Hood; W/75" Hose .....  | ②71305          |                |             |
| <b>GMC D637 DIESEL ENG.; GMC DH637 DIESEL ENG.</b> |                 |                |             | Cyl.; W/O Short Hood; W/17" Hose .....  | ②71299          |                |             |
| Cyl.....   | ②71299          |                |             | Pressure; W/Short Hood.....   | 71307           |                | 39854       |
| Pressure .....                                     | 71308           |                |             | Pressure; W/O Short Hood.....   | 71305           |                |             |
| Reservoir; W/1/2" I.D. Hose.....                   |                 | ☐              |             | Reservoir; W/1/2" I.D. Hose.....  |                 | ☐              |             |
| Reservoir; W/5/8" I.D. Hose.....                   |                 | ⊕              |             | Reservoir; W/5/8" I.D. Hose.....  |                 | ⊕              |             |
| Reservoir; W/3/4" I.D. Hose.....                   |                 | ✳              |             | Reservoir; W/3/4" I.D. Hose.....  |                 | ✳              |             |
| Return; W/3/8" I.D. Hose .....                     |                 | ★              |             | Return; W/3/8" I.D. Hose .....  |                 | ★              |             |

- SYSTEM PUMP & GEAR IDENT.
- SYSTEM & COMPONENT IDENT.
- PASS. CARS
- LIGHT TRUCKS
- MEDIUM/HEAVY TRUCKS
- BUSES
- HOSE NUMERICAL
- REPAIR KITS
- KIT NUMERICAL
- ILLUSTRATIONS

\* Cut From C.P.E. 3/8" I.D. Hose: 71350 (48"), 81352 (25').  
 † Cut From S.A.E. 11/32" I.D. Hose: 80062 (12"), 80063 (24"), 80064 (36"), 81353 (25').  
 ‡ Cut From S.A.E. 3/8" I.D. Hose: 71224 (24"), 71236 (36"), 71206 (48"), 81206 (25'). May Also Use 3/8" C.P.E.  
 ★ Cut From S.A.E. 5/8" I.D. Hose: 71351 (36").  
 ☐ Cut From 1/2" I.D. Suction Hose: 71296 (36"), 81354 (10').  
 ⊕ Cut From 5/8" I.D. Suction Hose: 71207 (42"), 81355 (10').  
 ✳ Cut From 3/4" I.D. Suction Hose: 71297 (36"), 81356 (10').  
 ☆ See Page A14 For Pump or Gear Identification.

② Two Required.  
 ③ Three Required.  
 ④ Four Required.  
 ⚡ Cut To Fit.  
 ⊕ Replaces Both Upper and Lower Hose.  
 ▲ 252660 Adaptor Required For Some Models.  
 ✳ See Page A6 For Installation Procedure.

# Power Steering Hose for Medium and Heavy-Duty Trucks

|                           | Application  | Assembly Number | Multi-Use Hose | End Fitting | Application   | Assembly Number | Multi-Use Hose | End Fitting |
|---------------------------|--|-----------------|----------------|-------------|---|-----------------|----------------|-------------|
| SYSTEM PUMP & GEAR IDENT. | <b>GMC - Continued</b>   |                 |                |             | <b>GMC - Continued</b>  |                 |                |             |
|                           | <b>JE9500</b>  |                 |                |             | <b>JM7500</b>   |                 |                |             |
|                           | <b>1972-1966</b>   |                 |                |             | <b>1971</b>   |                 |                |             |
| SYSTEM & COMPONENT IDENT. | <b>GM V-8 637 ENG.</b>   |                 |                |             | <b>GM V-6 401 ENG.; GM V-6 432 ENG.; GM V-6 478 ENG.</b>  |                 |                |             |
|                           | Cyl.....   | ②71299          |                |             | Cyl.....  | ②71299          |                |             |
|                           | Pressure .....   | 71307           |                |             | Pressure .....  | 71307           |                |             |
|                           | Reservoir; W/1/2" I.D. Hose.....   |                 | ☐              |             | Reservoir; W/1/2" I.D. Hose.....  |                 | ☐              |             |
|                           | Reservoir; W/5/8" I.D. Hose.....   |                 | ⊕              |             | Reservoir; W/5/8" I.D. Hose.....  |                 | ⊕              |             |
|                           | Reservoir; W/3/4" I.D. Hose.....   |                 | ✳              |             | Reservoir; W/3/4" I.D. Hose.....  |                 | ✳              |             |
|                           | Return; W/3/8" I.D. Hose .....   |                 | ★              |             | Return; W/3/8" I.D. Hose .....  |                 | ★              |             |
| PASS. CARS                | <b>JI9500</b>  |                 |                |             | <b>1970-1966</b>  |                 |                |             |
|                           | <b>1972-1970</b>   |                 |                |             | <b>GM V-6 305 ENG.; GM V-6 351 ENG.; GM V-6 379 ENG.; GM V-6 401 ENG.; GM V-6 432 ENG.; GM V-6 478 ENG.</b> |                 |                |             |
|                           | <b>DETROIT DIESEL 6-71N DIESEL ENG.</b>                                  |                 |                |             | Cyl.....  | ②71299          |                |             |
|                           | Cyl.....   | ②71301          |                | 39212       | Pressure .....  | 71307           |                |             |
|                           | Pressure .....   | 71302           |                |             | Reservoir; W/1/2" I.D. Hose.....  |                 | ☐              |             |
|                           | Reservoir; W/1/2" I.D. Hose.....   |                 | ☐              |             | Reservoir; W/5/8" I.D. Hose.....  |                 | ⊕              |             |
|                           | Reservoir; W/5/8" I.D. Hose.....   |                 | ⊕              |             | Reservoir; W/3/4" I.D. Hose.....  |                 | ✳              |             |
|                           | Reservoir; W/3/4" I.D. Hose.....   |                 | ✳              |             | Return; W/3/8" I.D. Hose .....  |                 | ★              |             |
|                           | Return; W/3/8" I.D. Hose .....   |                 | ★              |             |   |                 |                |             |
| LIGHT TRUCKS              | <b>1969-1968</b>   |                 |                |             | <b>JM8500</b>   |                 |                |             |
|                           | <b>DETROIT DIESEL 6-71 DIESEL ENG.; DETROIT DIESEL 6-71N DIESEL ENG.</b> |                 |                |             | <b>1971-1966</b>  |                 |                |             |
|                           | Cyl.....   | ②71301          |                | 39212       | <b>GM V-6 401 ENG.; GM V-6 432 ENG.; GM V-6 478 ENG.</b>  |                 |                |             |
|                           | Pressure .....   | 71302           |                |             | Cyl.....  | ②71299          |                |             |
|                           | Reservoir; W/1/2" I.D. Hose.....   |                 | ☐              |             | Pressure .....  | 71307           |                |             |
|                           | Reservoir; W/5/8" I.D. Hose.....   |                 | ⊕              |             | Reservoir; W/1/2" I.D. Hose.....  |                 | ☐              |             |
|                           | Reservoir; W/3/4" I.D. Hose.....   |                 | ✳              |             | Reservoir; W/5/8" I.D. Hose.....  |                 | ⊕              |             |
|                           | Return; W/3/8" I.D. Hose .....   |                 | ★              |             | Reservoir; W/3/4" I.D. Hose.....  |                 | ✳              |             |
|                           |  |                 |                |             | Return; W/3/8" I.D. Hose .....  |                 | ★              |             |
| MEDIUM/HEAVY TRUCKS       | <b>1967-1966</b>   |                 |                |             | <b>JN7500</b>   |                 |                |             |
|                           | <b>DETROIT DIESEL 6-71N DIESEL ENG.</b>                                  |                 |                |             | <b>1968-1966</b>  |                 |                |             |
|                           | Cyl.....   | ②71301          |                | 39212       | <b>DETROIT DIESEL 6V-53 DIESEL ENG.</b>   |                 |                |             |
|                           | Pressure .....   | 71302           |                |             | Cyl.; W/Short Hood; W/75" Hose .....  | ②71305          |                |             |
|                           | Reservoir; W/1/2" I.D. Hose.....   |                 | ☐              |             | Cyl.; W/O Short Hood; W/17" Hose .....  | ②71299          |                |             |
|                           | Reservoir; W/5/8" I.D. Hose.....   |                 | ⊕              |             | Pressure; W/Short Hood.....   | 71307           |                |             |
|                           | Reservoir; W/3/4" I.D. Hose.....   |                 | ✳              |             | Pressure; W/O Short Hood.....   | 71305           |                | 39854       |
|                           | Return; W/3/8" I.D. Hose .....   |                 | ★              |             | Reservoir; W/1/2" I.D. Hose.....  |                 | ☐              |             |
|                           |  |                 |                |             | Reservoir; W/5/8" I.D. Hose.....  |                 | ⊕              |             |
|                           |  |                 |                |             | Reservoir; W/3/4" I.D. Hose.....  |                 | ✳              |             |
|                           |  |                 |                |             | Return; W/3/8" I.D. Hose .....  |                 | ★              |             |
| BUSES                     | <b>JJ7500</b>  |                 |                |             | <b>JN8500</b>   |                 |                |             |
|                           | <b>1969-1967</b>   |                 |                |             | <b>1968-1967</b>  |                 |                |             |
|                           | <b>GMC D637 DIESEL ENG.; GMC DH637 DIESEL ENG.</b>                       |                 |                |             | <b>DETROIT DIESEL 6V-53 DIESEL ENG.</b>   |                 |                |             |
|                           | Cyl.....   | ②71299          |                |             | Cyl.; W/Short Hood; W/75" Hose .....  | ②71305          |                |             |
|                           | Pressure .....   | 71308           |                |             | Cyl.; W/O Short Hood; W/17" Hose .....  | ②71299          |                |             |
|                           | Reservoir; W/1/2" I.D. Hose.....   |                 | ☐              |             | Pressure; W/Short Hood.....   | 71307           |                |             |
|                           | Reservoir; W/5/8" I.D. Hose.....   |                 | ⊕              |             | Pressure; W/O Short Hood.....   | 71305           |                | 39854       |
|                           | Reservoir; W/3/4" I.D. Hose.....   |                 | ✳              |             | Reservoir; W/1/2" I.D. Hose.....  |                 | ☐              |             |
|                           | Return; W/3/8" I.D. Hose .....   |                 | ★              |             | Reservoir; W/5/8" I.D. Hose.....  |                 | ⊕              |             |
|                           |  |                 |                |             | Reservoir; W/3/4" I.D. Hose.....  |                 | ✳              |             |
|                           |  |                 |                |             | Return; W/3/8" I.D. Hose .....  |                 | ★              |             |
| HOSE NUMERICAL            | <b>JJ9500</b>  |                 |                |             | <b>1966</b>   |                 |                |             |
|                           | <b>1969-1966</b>   |                 |                |             | <b>DETROIT DIESEL 6V-53 DIESEL ENG.</b>   |                 |                |             |
|                           | <b>GMC D637 DIESEL ENG.; GMC DH637 DIESEL ENG.</b>                       |                 |                |             | Cyl.; W/Short Hood; W/75" Hose .....  | ②71305          |                |             |
|                           | Cyl.....   | ②71299          |                |             | Cyl.; W/O Short Hood; W/17" Hose .....  | ②71299          |                |             |
|                           | Pressure .....   | 71308           |                |             | Pressure; W/Short Hood.....   | 71307           |                |             |
|                           | Reservoir; W/1/2" I.D. Hose.....   |                 | ☐              |             | Pressure; W/O Short Hood.....   | 71305           |                | 39854       |
|                           | Reservoir; W/5/8" I.D. Hose.....   |                 | ⊕              |             | Reservoir; W/1/2" I.D. Hose.....  |                 | ☐              |             |
|                           | Reservoir; W/3/4" I.D. Hose.....   |                 | ✳              |             | Reservoir; W/5/8" I.D. Hose.....  |                 | ⊕              |             |
|                           | Return; W/3/8" I.D. Hose .....   |                 | ★              |             | Reservoir; W/3/4" I.D. Hose.....  |                 | ✳              |             |
|                           |  |                 |                |             | Return; W/3/8" I.D. Hose .....  |                 | ★              |             |
| REPAIR KITS               | <b>JJ9500</b>  |                 |                |             | <b>1966</b>   |                 |                |             |
|                           | <b>1969-1966</b>   |                 |                |             | <b>DETROIT DIESEL 6V-53 DIESEL ENG.</b>   |                 |                |             |
|                           | <b>GMC D637 DIESEL ENG.; GMC DH637 DIESEL ENG.</b>                       |                 |                |             | Cyl.; W/Short Hood; W/75" Hose .....  | ②71305          |                |             |
|                           | Cyl.....   | ②71299          |                |             | Cyl.; W/O Short Hood; W/17" Hose .....  | ②71299          |                |             |
|                           | Pressure .....   | 71308           |                |             | Pressure; W/Short Hood.....   | 71307           |                |             |
|                           | Reservoir; W/1/2" I.D. Hose.....   |                 | ☐              |             | Pressure; W/O Short Hood.....   | 71305           |                | 39854       |
|                           | Reservoir; W/5/8" I.D. Hose.....   |                 | ⊕              |             | Reservoir; W/1/2" I.D. Hose.....  |                 | ☐              |             |
|                           | Reservoir; W/3/4" I.D. Hose.....   |                 | ✳              |             | Reservoir; W/5/8" I.D. Hose.....  |                 | ⊕              |             |
|                           | Return; W/3/8" I.D. Hose .....   |                 | ★              |             | Reservoir; W/3/4" I.D. Hose.....  |                 | ✳              |             |
|                           |  |                 |                |             | Return; W/3/8" I.D. Hose .....  |                 | ★              |             |
| KIT NUMERICAL             |  |                 |                |             |   |                 |                |             |

- \* Cut From C.P.E. 3/8" I.D. Hose: 71350 (48"), 81352 (25').
- † Cut From S.A.E. 11/32" I.D. Hose: 80062 (12"), 80063 (24"), 80064 (36"), 81353 (25').
- ★ Cut From S.A.E. 3/8" I.D. Hose: 71224 (24"), 71236 (36"), 71206 (48"), 81206 (25'). May Also Use 3/8" C.P.E.
- ⊕ Cut From S.A.E. 5/8" I.D. Hose: 71351 (36").
- ☐ Cut From 1/2" I.D. Suction Hose: 71296 (36"), 81354 (10').
- ⊕ Cut From 5/8" I.D. Suction Hose: 71207 (42"), 81355 (10').
- ✳ Cut From 3/4" I.D. Suction Hose: 71297 (36"), 81356 (10').
- ☆ See Page A14 For Pump or Gear Identification.
- ② Two Required.
- ③ Three Required.
- ④ Four Required.
- ≠ Cut To Fit.
- ⊕ Replaces Both Upper and Lower Hose.
- ▲ 252660 Adaptor Required For Some Models.
- ✳ See Page A6 For Installation Procedure.

# Power Steering Hose for Medium and Heavy-Duty Trucks

| Application   | Assembly Number | Multi-Use Hose | End Fitting | Application  | Assembly Number | Multi-Use Hose | End Fitting |
|---|-----------------|----------------|-------------|--|-----------------|----------------|-------------|
| <b>GMC - Continued</b>  |                 |                |             | <b>GMC - Continued</b>                                   |                 |                |             |
| <b>JN8500 - Continued</b>   |                 |                |             | <b>JV8500 - Continued</b>                                |                 |                |             |
| <b>1966 - Continued</b>   |                 |                |             | <b>1968-1966</b>   |                 |                |             |
| <b>DETROIT DIESEL 6V-53 DIESEL ENG. - Continued</b>                         |                 |                |             | <b>DETROIT DIESEL 6V-53 DIESEL ENG.</b>                  |                 |                |             |
| Reservoir; W/5/8" I.D. Hose.....  |                 | ✦              |             | Cyl.; W/Short Hood; W/75" Hose.....                      | ②71305          |                |             |
| Reservoir; W/3/4" I.D. Hose.....  |                 | ✦              |             | Cyl.; W/O Short Hood; W/17" Hose.....                    | ②71299          |                |             |
| Return; W/3/8" I.D. Hose.....   |                 | ★              |             | Pressure; W/Short Hood.....                              | 71307           |                |             |
| <b>DETROIT DIESEL 6V-53N DIESEL ENG.; DETROIT DIESEL 6V-53T DIESEL ENG.</b> |                 |                |             | Pressure; W/O Short Hood.....                            | 71305           |                | 39854       |
| Cyl.....  | ②71299          |                |             | Reservoir; W/1/2" I.D. Hose.....                         |                 | □              |             |
| Pressure.....   | 71305           |                | 39854       | Reservoir; W/5/8" I.D. Hose.....                         |                 | ✦              |             |
| Reservoir; W/1/2" I.D. Hose.....  |                 | □              |             | Reservoir; W/3/4" I.D. Hose.....                         |                 | ✦              |             |
| Reservoir; W/5/8" I.D. Hose.....  |                 | ✦              |             | Return; W/3/8" I.D. Hose.....                            |                 | ★              |             |
| Reservoir; W/3/4" I.D. Hose.....  |                 | ✦              |             | <b>M6500</b>   |                 |                |             |
| Return.....   |                 | ★              |             | <b>1978</b>  |                 |                |             |
| <b>JV7500</b>   |                 |                |             | <b>GM V-8 366 ENG.; GM V-8 427 ENG.; GM V-8 454 ENG.</b> |                 |                |             |
| <b>1977-1973</b>  |                 |                |             | Cyl.....   | ②71301          |                |             |
| <b>DETROIT DIESEL 6V-53 DIESEL ENG.</b>                                     |                 |                |             | Pressure.....  | 71306           |                |             |
| Pressure.....   | 71305           |                | 39854       | Reservoir.....   |                 | ✦              |             |
| Reservoir; W/1/2" I.D. Hose.....  |                 | □              |             | Return.....  |                 | ★              |             |
| Reservoir; W/5/8" I.D. Hose.....  |                 | ✦              |             | <b>ME6500</b>  |                 |                |             |
| Reservoir; W/3/4" I.D. Hose.....  |                 | ✦              |             | <b>1977-1973</b>   |                 |                |             |
| Return; W/3/8" I.D. Hose.....   |                 | ★              |             | <b>GM V-8 366 ENG.; GM V-8 427 ENG.; GM V-8 454 ENG.</b> |                 |                |             |
| <b>1972-1969</b>  |                 |                |             | Cyl.....   | ②71301          |                |             |
| <b>DETROIT DIESEL 6V-53 DIESEL ENG.</b>                                     |                 |                |             | Pressure.....  | 71306           |                |             |
| Cyl.....  | ②71299          |                |             | Reservoir.....   |                 | ✦              |             |
| Pressure.....   | 71305           |                | 39854       | Return.....  |                 | ★              |             |
| Reservoir; W/1/2" I.D. Hose.....  |                 | □              |             | <b>ME9500</b>  |                 |                |             |
| Reservoir; W/5/8" I.D. Hose.....  |                 | ✦              |             | <b>1972-1970</b>   |                 |                |             |
| Reservoir; W/3/4" I.D. Hose.....  |                 | ✦              |             | <b>GM V-8 637 ENG.</b>                                   |                 |                |             |
| Return; W/3/8" I.D. Hose.....   |                 | ★              |             | Cyl.....   | ②71299          |                |             |
| <b>1968-1966</b>  |                 |                |             | Pressure.....  | 71307           |                |             |
| <b>DETROIT DIESEL 6V-53 DIESEL ENG.</b>                                     |                 |                |             | Reservoir; W/1/2" I.D. Hose.....                         |                 | □              |             |
| Cyl.; W/Short Hood; W/75" Hose.....   | ②71305          |                |             | Reservoir; W/5/8" I.D. Hose.....                         |                 | ✦              |             |
| Cyl.; W/O Short Hood; W/17" Hose.....                                       | ②71299          |                |             | Reservoir; W/3/4" I.D. Hose.....                         |                 | ✦              |             |
| Pressure; W/Short Hood.....   | 71307           |                |             | Return; W/3/8" I.D. Hose.....                            |                 | ★              |             |
| Pressure; W/O Short Hood.....   | 71305           |                | 39854       | <b>1968-1966</b>   |                 |                |             |
| Reservoir; W/1/2" I.D. Hose.....  |                 | □              |             | <b>GM V-8 637 ENG.</b>                                   |                 |                |             |
| Reservoir; W/5/8" I.D. Hose.....  |                 | ✦              |             | Cyl.....   | ②71299          |                |             |
| Reservoir; W/3/4" I.D. Hose.....  |                 | ✦              |             | Pressure.....  | 71307           |                |             |
| Return; W/3/8" I.D. Hose.....   |                 | ★              |             | Reservoir; W/1/2" I.D. Hose.....                         |                 | □              |             |
| <b>JV8500</b>   |                 |                |             | Reservoir; W/5/8" I.D. Hose.....                         |                 | ✦              |             |
| <b>1977-1973</b>  |                 |                |             | Reservoir; W/3/4" I.D. Hose.....                         |                 | ✦              |             |
| <b>DETROIT DIESEL 6V-53 DIESEL ENG.</b>                                     |                 |                |             | Return; W/3/8" I.D. Hose.....                            |                 | ★              |             |
| Pressure.....   | 71305           |                | 39854       | <b>1968-1966</b>   |                 |                |             |
| Reservoir; W/1/2" I.D. Hose.....  |                 | □              |             | <b>GM V-8 637 ENG.</b>                                   |                 |                |             |
| Reservoir; W/5/8" I.D. Hose.....  |                 | ✦              |             | Cyl.....   | ②71299          |                |             |
| Reservoir; W/3/4" I.D. Hose.....  |                 | ✦              |             | Pressure.....  | 71307           |                |             |
| Return; W/3/8" I.D. Hose.....   |                 | ★              |             | Reservoir; W/1/2" I.D. Hose.....                         |                 | □              |             |
| <b>1972-1969</b>  |                 |                |             | Reservoir; W/5/8" I.D. Hose.....                         |                 | ✦              |             |
| <b>DETROIT DIESEL 6V-53 DIESEL ENG.</b>                                     |                 |                |             | Reservoir; W/3/4" I.D. Hose.....                         |                 | ✦              |             |
| Cyl.....  | ②71299          |                |             | Return; W/3/8" I.D. Hose.....                            |                 | ★              |             |
| Pressure.....   | 71305           |                | 39854       | <b>M19500</b>  |                 |                |             |
| Reservoir; W/1/2" I.D. Hose.....  |                 | □              |             | <b>1972-1966</b>   |                 |                |             |
| Reservoir; W/5/8" I.D. Hose.....  |                 | ✦              |             | <b>DETROIT DIESEL 6-71N DIESEL ENG.</b>                  |                 |                |             |
| Reservoir; W/3/4" I.D. Hose.....  |                 | ✦              |             | Cyl.....   | ②71301          |                |             |
| Return; W/3/8" I.D. Hose.....   |                 | ★              |             | Pressure.....  | 71302           |                | 39212       |

SYSTEM PUMP & GEAR IDENT.

SYSTEM & COMPONENT IDENT.

PASS. CARS

LIGHT TRUCKS

MEDIUM/HEAVY TRUCKS

BUSES

HOSE NUMERICAL

REPAIR KITS

KIT NUMERICAL

ILLUSTRATIONS

\* Cut From C.P.E. 3/8" I.D. Hose: 71350 (48"), 81352 (25').  
 † Cut From S.A.E. 11/32" I.D. Hose: 80062 (12"), 80063 (24"), 80064 (36"), 81353 (25').  
 ★ Cut From S.A.E. 3/8" I.D. Hose: 71224 (24"), 71236 (36"), 71206 (48"), 81206 (25'). May Also Use 3/8" C.P.E.  
 ✦ Cut From S.A.E. 5/8" I.D. Hose: 71351 (36").  
 □ Cut From 1/2" I.D. Suction Hose: 71296 (36"), 81354 (10').  
 ✧ Cut From 5/8" I.D. Suction Hose: 71207 (42"), 81355 (10').  
 ✧ Cut From 3/4" I.D. Suction Hose: 71297 (36"), 81356 (10').  
 ☆ See Page A14 For Pump or Gear Identification.

② Two Required.  
 ③ Three Required.  
 ④ Four Required.  
 ✧ Cut To Fit.  
 ✧ Replaces Both Upper and Lower Hose.  
 ▲ 252660 Adaptor Required For Some Models.  
 ✦ See Page A6 For Installation Procedure.





# Power Steering Hose for Medium and Heavy-Duty Trucks

| Application  | Assembly Number | Multi-Use Hose | End Fitting | Application   | Assembly Number | Multi-Use Hose | End Fitting |
|--|-----------------|----------------|-------------|---|-----------------|----------------|-------------|
| <b>GMC - Continued</b>   |                 |                |             | <b>GMC - Continued</b>  |                 |                |             |
| <b>T6000 - Continued</b>   |                 |                |             | <b>TE5500 - Continued</b>   |                 |                |             |
| <b>1972-1970 - Continued</b>   |                 |                |             | <b>1971</b>   |                 |                |             |
| <b>GM V-8 366 ENG.; GM V-8 427 ENG. - Continued</b>  |                 |                |             | <b>GM V-8 307 ENG.</b>  |                 |                |             |
| Return .....   |                 | ★              |             | Reservoir .....   |                 | ✧              |             |
| <b>1969</b>  |                 |                |             | <b>GM V-8 350 ENG.</b>  |                 |                |             |
| <b>GM V-8 366 ENG.; GM V-8 427 ENG.; GM V-8 454 ENG.</b>                                   |                 |                |             | Cyl.....  | ②71305          |                |             |
| Cyl.....   | ②71305          |                |             | Pressure .....  | 71304           |                |             |
| Pressure .....   | 71303           |                |             | Reservoir .....   |                 | ✧              |             |
| Reservoir .....  |                 | ✧              |             | Return .....  |                 | ★              |             |
| Return .....   |                 | ★              |             | <b>GM V-8 366 ENG.; GM V-8 427 ENG.</b>   |                 |                |             |
| <b>1968-1967</b>   |                 |                |             | Cyl.....  | ②71305          |                |             |
| <b>GM V-8 366 ENG.; GM V-8 427 ENG.; GM V-8 454 ENG.</b>                                   |                 |                |             | Pressure .....  | 71303           |                |             |
| Cyl.....   | ②71305          |                |             | Reservoir .....   |                 | ✧              |             |
| Pressure .....   | 71305           |                |             | Return .....  |                 | ★              |             |
| Reservoir .....  |                 | ✧              |             | <b>1970</b>   |                 |                |             |
| Return .....   |                 | ★              |             | <b>GM V-8 350 ENG.</b>  |                 |                |             |
| <b>1966</b>  |                 |                |             | Cyl.....  | ②71305          |                |             |
| <b>GM V-8 283 ENG.; GM V-8 327 ENG.; GM V-8 366 ENG.; GM V-8 427 ENG.; GM V-8 454 ENG.</b> |                 |                |             | Pressure .....  | 71304           |                |             |
| Cyl.....   | ②71305          |                |             | Reservoir .....   |                 | ✧              |             |
| Pressure .....   | 71305           |                |             | Return .....  |                 | ★              |             |
| Reservoir .....  |                 | ✧              |             | <b>GM V-8 366 ENG.; GM V-8 427 ENG.</b>   |                 |                |             |
| Return .....   |                 | ★              |             | Cyl.....  | ②71305          |                |             |
| <b>1965-1963</b>   |                 |                |             | Pressure .....  | 71303           |                |             |
| <b>GM V-8 283 ENG.; GM V-8 327 ENG.</b>  |                 |                |             | Reservoir .....   |                 | ✧              |             |
| Cyl.....   | ②71305          |                |             | Return .....  |                 | ★              |             |
| Pressure .....   | 71305           |                |             | <b>1969</b>   |                 |                |             |
| Reservoir .....  |                 | ✧              |             | <b>GM V-8 366 ENG.; GM V-8 427 ENG.</b>   |                 |                |             |
| Return .....   |                 | ★              |             | Cyl.....  | ②71305          |                |             |
| <b>T6500</b>   |                 |                |             | Pressure .....  | 71303           |                |             |
| <b>1978</b>  |                 |                |             | Reservoir .....   |                 | ✧              |             |
| <b>GM V-8 366 ENG.; GM V-8 427 ENG.</b>  |                 |                |             | Return .....  |                 | ★              |             |
| Cyl.....   | ②71305          |                |             | <b>1968</b>   |                 |                |             |
| Pressure .....   | 71303           |                |             | <b>GM V-8 283 ENG.; GM V-8 307 ENG.; GM V-8 327 ENG.; GM V-8 366 ENG.; GM V-8 427 ENG.; GM V-8 454 ENG.</b> |                 |                |             |
| Reservoir .....  |                 | ✧              |             | Cyl.....  | ②71305          |                |             |
| Return .....   |                 | ★              |             | Pressure .....  | 71305           |                |             |
| <b>TE5500</b>  |                 |                |             | Reservoir .....   |                 | ✧              |             |
| <b>1977-1973</b>   |                 |                |             | Return .....  |                 | ★              |             |
| <b>GM V-8 366 ENG.; GM V-8 427 ENG.</b>  |                 |                |             | <b>1967-1966</b>  |                 |                |             |
| Cyl.....   | ②71305          |                |             | <b>GM V-8 283 ENG.; GM V-8 327 ENG.; GM V-8 366 ENG.; GM V-8 427 ENG.; GM V-8 454 ENG.</b>                  |                 |                |             |
| Pressure .....   | 71303           |                |             | Cyl.....  | ②71305          |                |             |
| Reservoir .....  |                 | ✧              |             | Pressure .....  | 71305           |                |             |
| Return .....   |                 | ★              |             | Reservoir .....   |                 | ✧              |             |
| <b>1972</b>  |                 |                |             | Return .....  |                 | ★              |             |
| <b>GM V-8 350 ENG.</b>   |                 |                |             | <b>1965-1963</b>  |                 |                |             |
| Cyl.....   | ②71305          |                |             | <b>GM V-8 283 ENG.; GM V-8 327 ENG.</b>   |                 |                |             |
| Pressure .....   | 71304           |                |             | Cyl.....  | ②71305          |                |             |
| Reservoir .....  |                 | ✧              |             | Pressure .....  | 71305           |                |             |
| Return .....   |                 | ★              |             | Reservoir .....   |                 | ✧              |             |
| <b>GM V-8 366 ENG.; GM V-8 427 ENG.</b>  |                 |                |             | Return .....  |                 | ★              |             |
| Cyl.....   | ②71305          |                |             | <b>TE6500</b>   |                 |                |             |
| Pressure .....   | 71303           |                |             | <b>1977-1969</b>  |                 |                |             |
| Reservoir .....  |                 | ✧              |             | <b>GM V-8 366 ENG.; GM V-8 427 ENG.</b>   |                 |                |             |
| Return .....   |                 | ★              |             | Cyl.....  | ②71305          |                |             |

SYSTEM PUMP & GEAR IDENT.

SYSTEM & COMPONENT IDENT.

PASS. CARS

LIGHT TRUCKS

MEDIUM/HEAVY TRUCKS

BUSES

HOSE NUMERICAL

REPAIR KITS

KIT NUMERICAL

ILLUSTRATIONS

\* Cut From C.P.E. 3/8" I.D. Hose: 71350 (48"), 81352 (25').  
 † Cut From S.A.E. 11/32" I.D. Hose: 80062 (12"), 80063 (24"), 80064 (36"), 81353 (25').  
 ★ Cut From S.A.E. 3/8" I.D. Hose: 71224 (24"), 71236 (36"), 71206 (48"), 81206 (25'). May Also Use 3/8" C.P.E.  
 ✧ Cut From S.A.E. 5/8" I.D. Hose: 71351 (36").  
 □ Cut From 1/2" I.D. Suction Hose: 71296 (36"), 81354 (10').  
 ✧ Cut From 5/8" I.D. Suction Hose: 71207 (42"), 81355 (10').  
 \* Cut From 3/4" I.D. Suction Hose: 71297 (36"), 81356 (10').  
 ☆ See Page A14 For Pump or Gear Identification.

② Two Required.  
 ③ Three Required.  
 ④ Four Required.  
 ✧ Cut To Fit.  
 ✧ Replaces Both Upper and Lower Hose.  
 ▲ 252660 Adaptor Required For Some Models.  
 ✧ See Page A6 For Installation Procedure.

# Power Steering Hose for Medium and Heavy-Duty Trucks

|                           | Application  | Assembly Number | Multi-Use Hose | End Fitting | Application  | Assembly Number | Multi-Use Hose | End Fitting |
|---------------------------|--|-----------------|----------------|-------------|--|-----------------|----------------|-------------|
| SYSTEM PUMP & GEAR IDENT. | <b>GMC - Continued</b>                                   |                 |                |             | <b>GMC - Continued</b>   |                 |                |             |
| SYSTEM & COMPONENT IDENT. | <b>TE6500 - Continued</b>                                |                 |                |             | <b>TG6000 - Continued</b>                                      |                 |                |             |
| PASS. CARS                | <b>1977-1969 - Continued</b>                             |                 |                |             | <b>1975-1974 - Continued</b>                                   |                 |                |             |
| LIGHT TRUCKS              | <b>GM V-8 366 ENG.; GM V-8 427 ENG. - Continued</b>      |                 |                |             | <b>GMC D478 DIESEL ENG.; GMC DH478 DIESEL ENG. - Continued</b> |                 |                |             |
|                           | Pressure .....   | 71303           |                |             | Return .....   |                 | ★              |             |
|                           | Reservoir .....  |                 | ✦              |             |  |                 |                |             |
|                           | Return .....   |                 | ★              |             |  |                 |                |             |
|                           | <b>1968-1966</b>   |                 |                |             | <b>1973</b>  |                 |                |             |
|                           | <b>GM V-8 366 ENG.; GM V-8 427 ENG.; GM V-8 454 ENG.</b> |                 |                |             | <b>GMC D478 DIESEL ENG.; GMC DH478 DIESEL ENG.</b>             |                 |                |             |
|                           | Cyl.....   | ②71305          |                |             | Cyl.....   | ②71305          |                |             |
|                           | Pressure .....   | 71305           |                |             | Pressure; W/Hyd. Brakes.....                                   | 71305           |                |             |
|                           | Reservoir .....  |                 | ✦              |             | Pressure; W/O Hyd. Brakes .....                                | 71307           |                |             |
|                           | Return .....   |                 | ★              |             | Reservoir .....  |                 | ✦              |             |
|                           | <b>TE9500</b>  |                 |                |             | <b>1972</b>  |                 |                |             |
|                           | <b>1968</b>  |                 |                |             | <b>GMC D478 DIESEL ENG.; GMC DH478 DIESEL ENG.</b>             |                 |                |             |
|                           | <b>GM V-8 637 ENG.</b>                                   |                 |                |             | Cyl.....   |                 |                |             |
|                           | Cyl.....   | ②71299          |                |             | Reservoir .....  |                 | ✦              |             |
|                           | Pressure .....   | 71307           |                |             | Return .....   |                 | ★              |             |
|                           | Reservoir; W/1/2" I.D. Hose.....                         |                 | □              |             |  |                 |                |             |
|                           | Reservoir; W/5/8" I.D. Hose.....                         |                 | ✦              |             |  |                 |                |             |
|                           | Reservoir; W/3/4" I.D. Hose.....                         |                 | ✦              |             |  |                 |                |             |
|                           | Return; W/3/8" I.D. Hose.....                            |                 | ★              |             |  |                 |                |             |
|                           | <b>TG5500</b>  |                 |                |             | <b>1969-1967</b>   |                 |                |             |
|                           | <b>1975-1974</b>   |                 |                |             | <b>GMC D478 DIESEL ENG.; GMC DH478 DIESEL ENG.</b>             |                 |                |             |
|                           | <b>GMC D478 DIESEL ENG.; GMC DH478 DIESEL ENG.</b>       |                 |                |             | Cyl.....   |                 |                |             |
|                           | Cyl.....   | ②71305          |                |             | Reservoir .....  |                 | ✦              |             |
|                           | Pressure; W/F090 Axle.....                               | 71308           |                |             | Return .....   |                 | ★              |             |
|                           | Pressure; W/O F090 Axle.....                             | 71307           |                |             |  |                 |                |             |
|                           | Reservoir .....  |                 | ✦              |             |  |                 |                |             |
|                           | Return .....   |                 | ★              |             |  |                 |                |             |
|                           | <b>1973</b>  |                 |                |             | <b>TG6500</b>  |                 |                |             |
|                           | <b>GMC D478 DIESEL ENG.; GMC DH478 DIESEL ENG.</b>       |                 |                |             | <b>1974</b>  |                 |                |             |
|                           | Cyl.....   | ②71305          |                |             | <b>GMC D478 DIESEL ENG.; GMC DH478 DIESEL ENG.</b>             |                 |                |             |
|                           | Pressure; W/Hyd. Brakes.....                             | 71305           |                |             | Cyl.....   | ②71305          |                |             |
|                           | Pressure; W/O Hyd. Brakes .....                          | 71307           |                |             | Pressure; W/F090 Axle.....                                     | 71308           |                |             |
|                           | Reservoir .....  |                 | ✦              |             | Pressure; W/O F090 Axle.....                                   | 71307           |                |             |
|                           | Return .....   |                 | ★              |             | Reservoir .....  |                 | ✦              |             |
|                           | <b>1972</b>  |                 |                |             | <b>1973</b>  |                 |                |             |
|                           | <b>GMC D478 DIESEL ENG.; GMC DH478 DIESEL ENG.</b>       |                 |                |             | <b>GMC D478 DIESEL ENG.; GMC DH478 DIESEL ENG.</b>             |                 |                |             |
|                           | Cyl.....   | ②71305          |                |             | Cyl.....   | ②71305          |                |             |
|                           | Reservoir .....  |                 | ✦              |             | Pressure; W/Hyd. Brakes.....                                   | 71305           |                |             |
|                           | Return .....   |                 | ★              |             | Pressure; W/O Hyd. Brakes .....                                | 71307           |                |             |
|                           | <b>1972</b>  |                 |                |             | <b>1972</b>  |                 |                |             |
|                           | <b>GMC D478 DIESEL ENG.; GMC DH478 DIESEL ENG.</b>       |                 |                |             | <b>GMC D478 DIESEL ENG.; GMC DH478 DIESEL ENG.</b>             |                 |                |             |
|                           | Cyl.....   | ②71305          |                |             | Cyl.....   | ②71305          |                |             |
|                           | Reservoir .....  |                 | ✦              |             | Pressure; W/Hyd. Brakes.....                                   | 71305           |                |             |
|                           | Return .....   |                 | ★              |             | Pressure; W/O Hyd. Brakes .....                                | 71307           |                |             |
|                           | <b>1972</b>  |                 |                |             | <b>1973</b>  |                 |                |             |
|                           | <b>GMC D478 DIESEL ENG.; GMC DH478 DIESEL ENG.</b>       |                 |                |             | <b>GMC D478 DIESEL ENG.; GMC DH478 DIESEL ENG.</b>             |                 |                |             |
|                           | Cyl.....   | ②71305          |                |             | Cyl.....   | ②71305          |                |             |
|                           | Reservoir .....  |                 | ✦              |             | Reservoir .....  |                 | ✦              |             |
|                           | Return .....   |                 | ★              |             | Return .....   |                 | ★              |             |
|                           | <b>1969-1967</b>   |                 |                |             | <b>1972</b>  |                 |                |             |
|                           | <b>GMC D478 DIESEL ENG.; GMC DH478 DIESEL ENG.</b>       |                 |                |             | <b>GMC D478 DIESEL ENG.; GMC DH478 DIESEL ENG.</b>             |                 |                |             |
|                           | Cyl.....   | ②71305          |                |             | Cyl.....   | ②71305          |                |             |
|                           | Pressure .....   | 71305           |                |             | Reservoir .....  |                 | ✦              |             |
|                           | Reservoir .....  |                 | ✦              |             | Return .....   |                 | ★              |             |
|                           | Return .....   |                 | ★              |             |  |                 |                |             |
|                           | <b>1974</b>  |                 |                |             | <b>TM5500</b>  |                 |                |             |
|                           | <b>GM V-6 305 ENG.</b>                                   |                 |                |             | <b>1974</b>  |                 |                |             |
|                           | Pressure; W/F070, F090 Axles.....                        | 71308           |                |             | <b>GM V-6 305 ENG.</b>   |                 |                |             |
|                           | Pressure; W/O F070, F090 Axles .....                     | 71307           |                |             | Pressure; W/F070, F090 Axles.....                              | 71308           |                |             |
|                           | Reservoir .....  |                 | ✦              |             | Pressure; W/O F070, F090 Axles .....                           | 71307           |                |             |
|                           | Return .....   |                 | ★              |             | Reservoir .....  |                 | ✦              |             |
|                           | <b>1974</b>  |                 |                |             | <b>GM V-6 351 ENG.; GM V-6 379 ENG.</b>                        |                 |                |             |
|                           | <b>GMC D478 DIESEL ENG.; GMC DH478 DIESEL ENG.</b>       |                 |                |             | Cyl.....   |                 |                |             |
|                           | Cyl.....   | ②71305          |                |             | Pressure; W/F070, F090 Axles.....                              | 71308           |                |             |
|                           | Pressure; W/F070, F090 Axles.....                        | 71308           |                |             | Pressure; W/O F070, F090 Axles .....                           | 71307           |                |             |
|                           | Pressure; W/O F070, F090 Axles .....                     | 71307           |                |             | Reservoir .....  |                 | ✦              |             |
|                           | Reservoir .....  |                 | ✦              |             | Return .....   |                 | ★              |             |
|                           | Return .....   |                 | ★              |             |  |                 |                |             |

\* Cut From C.P.E. 3/8" I.D. Hose: 71350 (48"), 81352 (25').

† Cut From S.A.E. 11/32" I.D. Hose: 80062 (12"), 80063 (24"), 80064 (36"), 81353 (25').

★ Cut From S.A.E. 3/8" I.D. Hose: 71224 (24"), 71236 (36"), 71206 (48"), 81206 (25'). May Also Use 3/8" C.P.E.

✦ Cut From S.A.E. 5/8" I.D. Hose: 71351 (36").

□ Cut From 1/2" I.D. Suction Hose: 71296 (36"), 81354 (10').

✦ Cut From 5/8" I.D. Suction Hose: 71207 (42"), 81355 (10').

✦ Cut From 3/4" I.D. Suction Hose: 71297 (36"), 81356 (10').

☆ See Page A14 For Pump or Gear Identification.

② Two Required.

③ Three Required.

④ Four Required.

✦ Cut To Fit.

✦ Replaces Both Upper and Lower Hose.

▲ 252660 Adaptor Required For Some Models.

✦ See Page A6 For Installation Procedure.

# Power Steering Hose for Medium and Heavy-Duty Trucks

| Application  | Assembly Number | Multi-Use Hose | End Fitting | Application   | Assembly Number | Multi-Use Hose | End Fitting |
|--|-----------------|----------------|-------------|---|-----------------|----------------|-------------|
| <b>GMC - Continued</b>                                   |                 |                |             | <b>GMC - Continued</b>  |                 |                |             |
| <b>TM5500 - Continued</b>                                |                 |                |             | <b>TM7500 - Continued</b>   |                 |                |             |
| <b>1974 - Continued</b>                                  |                 |                |             | <b>1968-1966</b>  |                 |                |             |
| <b>GM V-6 351 ENG.; GM V-6 379 ENG. - Continued</b>      |                 |                |             | <b>GM V-6 305 ENG.; GM V-6 351 ENG.; GM V-6 379 ENG.; GM V-6 401 ENG.; GM V-6 432 ENG.; GM V-6 478 ENG.</b> |                 |                |             |
| Return.....  |                 | ★              |             | Cyl.....  | ②71305          |                |             |
| <b>1973</b>  |                 |                |             | Pressure .....  | 71304           |                |             |
| <b>GM V-6 305 ENG.; GM V-6 351 ENG.; GM V-6 379 ENG.</b> |                 |                |             | Reservoir; W/1/2" I.D. Hose.....  |                 | □              |             |
| Cyl.....   | ②71305          |                |             | Reservoir; W/5/8" I.D. Hose.....  |                 | ⊕              |             |
| Pressure; W/F070, F090 Axles.....                        | 71308           |                |             | Reservoir; W/3/4" I.D. Hose.....  |                 | ✱              |             |
| Pressure; W/O F070, F090 Axles .....                     | 71307           |                |             | Return; W/3/8" I.D. Hose.....   |                 | ★              |             |
| Reservoir .....  |                 | ⊕              |             | <b>TM8500</b>   |                 |                |             |
| Return.....  |                 | ★              |             | <b>1968-1966</b>  |                 |                |             |
| <b>1972-1970</b>   |                 |                |             | <b>GM V-6 401 ENG.; GM V-6 432 ENG.; GM V-6 478 ENG.</b>  |                 |                |             |
| <b>GM V-6 305 ENG.; GM V-6 351 ENG.; GM V-6 379 ENG.</b> |                 |                |             | Cyl.....  | ②71305          |                |             |
| Cyl.....   | ②71305          |                |             | Pressure .....  | 71304           |                |             |
| Pressure; W/H.D. Axle .....                              | 71307           |                | 39212       | Reservoir; W/1/2" I.D. Hose.....  |                 | □              |             |
| Pressure; W/Std. Axle.....                               | 71302           |                |             | Reservoir; W/5/8" I.D. Hose.....  |                 | ⊕              |             |
| Reservoir .....  |                 | ⊕              |             | Reservoir; W/3/4" I.D. Hose.....  |                 | ✱              |             |
| Return.....  |                 | ★              |             | Return; W/3/8" I.D. Hose.....   |                 | ★              |             |
| <b>TM6000</b>  |                 |                |             | <b>TOPKICK C5500</b>  |                 |                |             |
| <b>1974-1973</b>   |                 |                |             | <b>1995-1992</b>  |                 |                |             |
| <b>GM V-6 305 ENG.; GM V-6 351 ENG.; GM V-6 379 ENG.</b> |                 |                |             | <b>GM V-8 6.0 L ENG.; GM V-8 7.0 L ENG.</b>   |                 |                |             |
| Cyl.....   | ②71305          |                |             | Pressure - To Gear; W/Hyd. Brakes;  |                 |                |             |
| Pressure; W/F070, F090 Axles.....                        | 71308           |                |             | W/Saginaw Stg. Gear; ☆N.....  | 91925           |                |             |
| Pressure; W/O F070, F090 Axles .....                     | 71307           |                |             | <b>1991-1990</b>  |                 |                |             |
| Reservoir .....  |                 | ⊕              |             | <b>GM V-8 6.0 L ENG.; GM V-8 7.0 L ENG.</b>   |                 |                |             |
| Return.....  |                 | ★              |             | Ross Stg. Gear .....  | 80223           |                |             |
| <b>1972-1970</b>   |                 |                |             | Pressure - To Gear; W/Hyd. Brakes;  |                 |                |             |
| <b>GM V-6 305 ENG.; GM V-6 351 ENG.; GM V-6 379 ENG.</b> |                 |                |             | W/Saginaw Stg. Gear; ☆N.....  | 91925           |                |             |
| Cyl.....   | ②71305          |                |             | <b>TOPKICK C6500</b>  |                 |                |             |
| Pressure; W/H.D. Axle .....                              | 71307           |                |             | <b>1995-1992</b>  |                 |                |             |
| Pressure; W/Std. Axle.....                               | 71302           |                | 39212       | <b>CATERPILLAR 3116 DIESEL ENG.</b>   |                 |                |             |
| Reservoir .....  |                 | ⊕              |             | Ross Stg. Gear .....  | 91942           |                |             |
| Return.....  |                 | ★              |             | Pressure - To Gear; W/Hyd. Brakes;  |                 |                |             |
| <b>TM6500</b>  |                 |                |             | W/Saginaw Stg. Gear; ☆N.....  | 91925           |                |             |
| <b>1974-1973</b>   |                 |                |             | <b>GM V-8 6.0 L ENG.; GM V-8 7.0 L ENG.</b>   |                 |                |             |
| <b>GM V-6 305 ENG.; GM V-6 351 ENG.; GM V-6 379 ENG.</b> |                 |                |             | Pressure - To Gear; W/Hyd. Brakes;  |                 |                |             |
| Cyl.....   | ②71305          |                |             | W/Saginaw Stg. Gear; ☆N.....  | 91925           |                |             |
| Pressure; W/F070, F090 Axles.....                        | 71308           |                |             | <b>1991-1990</b>  |                 |                |             |
| Pressure; W/O F070, F090 Axles .....                     | 71307           |                |             | <b>CATERPILLAR 3116 DIESEL ENG.</b>   |                 |                |             |
| Reservoir .....  |                 | ⊕              |             | Ross Stg. Gear .....  | 91942           |                |             |
| Return.....  |                 | ★              |             | Pressure - To Gear; W/Hyd. Brakes;  |                 |                |             |
| <b>1972-1970</b>   |                 |                |             | W/Saginaw Stg. Gear; ☆N.....  | 91925           |                |             |
| <b>GM V-6 305 ENG.; GM V-6 351 ENG.; GM V-6 379 ENG.</b> |                 |                |             | <b>GM V-8 6.0 L ENG.; GM V-8 7.0 L ENG.</b>   |                 |                |             |
| Cyl.....   | ②71305          |                |             | Pressure - To Gear; W/Hyd. Brakes;  |                 |                |             |
| Pressure; W/H.D. Axle .....                              | 71307           |                |             | W/Saginaw Stg. Gear; ☆N.....  | 91925           |                |             |
| Pressure; W/Std. Axle.....                               | 71302           |                | 39212       | <b>1991-1990</b>  |                 |                |             |
| Reservoir .....  |                 | ⊕              |             | <b>CATERPILLAR 3116 DIESEL ENG.</b>   |                 |                |             |
| Return.....  |                 | ★              |             | Ross Stg. Gear .....  | 91942           |                |             |
| <b>TM7500</b>  |                 |                |             | Pressure - To Gear; W/Hyd. Brakes;  |                 |                |             |
| <b>1973</b>  |                 |                |             | W/Saginaw Stg. Gear; ☆N.....  | 91925           |                |             |
| <b>GM V-6 401 ENG.; GM V-6 432 ENG.; GM V-6 478 ENG.</b> |                 |                |             | <b>GM V-8 6.0 L ENG.; GM V-8 7.0 L ENG.</b>   |                 |                |             |
| Cyl.....   | ②71305          |                |             | Pressure - To Gear; W/Hyd. Brakes;  |                 |                |             |
| Pressure .....   |                 |                |             | W/Saginaw Stg. Gear; ☆N.....  | 91925           |                |             |

SYSTEM PUMP & GEAR IDENT.

SYSTEM & COMPONENT IDENT.

PASS. CARS

LIGHT TRUCKS

MEDIUM/HEAVY TRUCKS

BUSES

HOSE NUMERICAL

REPAIR KITS

KIT NUMERICAL

ILLUSTRATIONS

\* Cut From C.P.E. 3/8" I.D. Hose: 71350 (48"), 81352 (25').

† Cut From S.A.E. 11/32" I.D. Hose: 80062 (12"), 80063 (24"), 80064 (36"), 81353 (25').

★ Cut From S.A.E. 3/8" I.D. Hose: 71224 (24"), 71236 (36"), 71206 (48"), 81206 (25'). May Also Use 3/8" C.P.E.

✱ Cut From S.A.E. 5/8" I.D. Hose: 71351 (36").

□ Cut From 1/2" I.D. Suction Hose: 71296 (36"), 81354 (10').

⊕ Cut From 5/8" I.D. Suction Hose: 71207 (42"), 81355 (10').

✱ Cut From 3/4" I.D. Suction Hose: 71297 (36"), 81356 (10').

☆ See Page A14 For Pump or Gear Identification.

② Two Required.

③ Three Required.

④ Four Required.

⊕ Cut To Fit.

✱ Replaces Both Upper and Lower Hose.

▲ 252660 Adaptor Required For Some Models.

✱ See Page A6 For Installation Procedure.

# Power Steering Hose for Medium and Heavy-Duty Trucks

|                           | Application                             | Assembly Number | Multi-Use Hose | End Fitting | Application  | Assembly Number | Multi-Use Hose | End Fitting |
|---------------------------|---|-----------------|----------------|-------------|--|-----------------|----------------|-------------|
| SYSTEM PUMP & GEAR IDENT. | <b>GMC - Continued</b>                  |                 |                |             | <b>GMC - Continued</b>                                   |                 |                |             |
|                           | <b>TS5500 - Continued</b>               |                 |                |             | <b>WE9500 - Continued</b>                                |                 |                |             |
|                           | <b>1972-1970 - Continued</b>            |                 |                |             | <b>1972 - Continued</b>                                  |                 |                |             |
| SYSTEM & COMPONENT IDENT. | <b>GM 6-CYL. 292 ENG. - Continued</b>   |                 |                |             | <b>GM V-8 637 ENG. - Continued</b>                       |                 |                |             |
|                           | Reservoir .....                         |                 | ✳              |             | Reservoir; W/1/2" I.D. Hose.....                         |                 | ☐              |             |
|                           | Return .....                            |                 | ★              |             | Reservoir; W/5/8" I.D. Hose.....                         |                 | ✳              |             |
|                           | <b>1969-1968</b>                        |                 |                |             | Reservoir; W/3/4" I.D. Hose.....                         |                 | ✳              |             |
|                           | <b>GM 6-CYL. 292 ENG.</b>               |                 |                |             | Return; W/3/8" I.D. Hose.....                            |                 | ★              |             |
|                           | Cyl.....                                | ②71305          |                |             | <b>WM7500</b>  |                 |                |             |
|                           | Pressure .....                          | 71304           |                |             | <b>1968-1966</b>   |                 |                |             |
|                           | Reservoir .....                         |                 | ✳              |             | <b>GM V-6 401 ENG.; GM V-6 432 ENG.; GM V-6 478 ENG.</b> |                 |                |             |
|                           | Return .....                            |                 | ★              |             | Cyl.....   | ②71305          |                |             |
| PASS. CARS                | <b>1967-1966</b>                        |                 |                |             | Pressure .....   | 71304           |                |             |
|                           | <b>GM 6-CYL. 292 ENG.</b>               |                 |                |             | Reservoir; W/1/2" I.D. Hose.....                         |                 | ☐              |             |
|                           | Cyl.....                                | ②71305          |                |             | Reservoir; W/5/8" I.D. Hose.....                         |                 | ✳              |             |
|                           | Pressure .....                          | 71304           |                |             | Reservoir; W/3/4" I.D. Hose.....                         |                 | ✳              |             |
|                           | Reservoir .....                         |                 | ✳              |             | Return; W/3/8" I.D. Hose.....                            |                 | ★              |             |
|                           | Return .....                            |                 | ★              |             | <b>WM8500</b>  |                 |                |             |
|                           | <b>1965-1963</b>                        |                 |                |             | <b>1968-1966</b>   |                 |                |             |
| LIGHT TRUCKS              | <b>GM 6-CYL. 292 ENG.</b>               |                 |                |             | <b>GM V-6 401 ENG.; GM V-6 432 ENG.; GM V-6 478 ENG.</b> |                 |                |             |
|                           | Cyl.....                                | ②71305          |                |             | Cyl.....   | ②71305          |                |             |
|                           | Pressure .....                          | 71304           |                |             | Pressure .....   | 71304           |                |             |
|                           | Reservoir .....                         |                 | ✳              |             | Reservoir; W/1/2" I.D. Hose.....                         |                 | ☐              |             |
|                           | Return .....                            |                 | ★              |             | Reservoir; W/5/8" I.D. Hose.....                         |                 | ✳              |             |
|                           | <b>TV7500</b>                           |                 |                |             | Reservoir; W/3/4" I.D. Hose.....                         |                 | ✳              |             |
|                           | <b>1977-1970</b>                        |                 |                |             | Return; W/3/8" I.D. Hose.....                            |                 | ★              |             |
|                           | <b>DETROIT DIESEL 6V-53 DIESEL ENG.</b> |                 |                |             | <b>WM8500</b>  |                 |                |             |
|                           | Cyl.....                                | ②71305          |                | 39854       | <b>1968-1966</b>   |                 |                |             |
|                           | Pressure .....                          | 71305           |                |             | <b>GM V-6 401 ENG.; GM V-6 432 ENG.; GM V-6 478 ENG.</b> |                 |                |             |
|                           | Reservoir; W/1/2" I.D. Hose.....        |                 | ☐              |             | Cyl.....   | ②71305          |                |             |
|                           | Reservoir; W/5/8" I.D. Hose.....        |                 | ✳              |             | Pressure .....   | 71304           |                |             |
|                           | Reservoir; W/3/4" I.D. Hose.....        |                 | ✳              |             | Reservoir; W/1/2" I.D. Hose.....                         |                 | ☐              |             |
|                           | Return; W/3/8" I.D. Hose.....           |                 | ★              |             | Reservoir; W/5/8" I.D. Hose.....                         |                 | ✳              |             |
|                           | <b>1969</b>                             |                 |                |             | Reservoir; W/3/4" I.D. Hose.....                         |                 | ✳              |             |
|                           | <b>DETROIT DIESEL 6V-53 DIESEL ENG.</b> |                 |                |             | Return; W/3/8" I.D. Hose.....                            |                 | ★              |             |
|                           | Cyl.....                                | ②71299          |                | 39854       | <b>WV7500</b>  |                 |                |             |
|                           | Pressure .....                          | 71305           |                |             | <b>1977-1970</b>   |                 |                |             |
|                           | Reservoir; W/1/2" I.D. Hose.....        |                 | ☐              |             | <b>DETROIT DIESEL 6V-53 DIESEL ENG.</b>                  |                 |                |             |
|                           | Reservoir; W/5/8" I.D. Hose.....        |                 | ✳              |             | Cyl.....   | ②71305          |                |             |
|                           | Reservoir; W/3/4" I.D. Hose.....        |                 | ✳              |             | Pressure .....   | 71305           |                | 39854       |
|                           | Return; W/3/8" I.D. Hose.....           |                 | ★              |             | Reservoir; W/1/2" I.D. Hose.....                         |                 | ☐              |             |
|                           | <b>1969</b>                             |                 |                |             | Reservoir; W/5/8" I.D. Hose.....                         |                 | ✳              |             |
|                           | <b>DETROIT DIESEL 6V-53 DIESEL ENG.</b> |                 |                |             | Reservoir; W/3/4" I.D. Hose.....                         |                 | ✳              |             |
|                           | Cyl.....                                | ②71299          |                | 39854       | Return; W/3/8" I.D. Hose.....                            |                 | ★              |             |
|                           | Pressure .....                          | 71305           |                |             | <b>1967-1966</b>   |                 |                |             |
|                           | Reservoir; W/1/2" I.D. Hose.....        |                 | ☐              |             | <b>DETROIT DIESEL 6V-53 DIESEL ENG.</b>                  |                 |                |             |
|                           | Reservoir; W/5/8" I.D. Hose.....        |                 | ✳              |             | Cyl.; W/Short Hood; W/75" Hose.....                      | ②71305          |                |             |
|                           | Reservoir; W/3/4" I.D. Hose.....        |                 | ✳              |             | Cyl.; W/O Short Hood; W/17" Hose.....                    | ②71299          |                |             |
|                           | Return; W/3/8" I.D. Hose.....           |                 | ★              |             | Pressure; W/Short Hood.....                              | 71307           |                |             |
|                           | <b>1968-1966</b>                        |                 |                |             | Pressure; W/O Short Hood.....                            | 71305           |                | 39854       |
|                           | <b>DETROIT DIESEL 6V-53 DIESEL ENG.</b> |                 |                |             | Reservoir; W/1/2" I.D. Hose.....                         |                 | ☐              |             |
|                           | Cyl.; W/Short Hood; W/75" Hose.....     | ②71305          |                | 39854       | Reservoir; W/5/8" I.D. Hose.....                         |                 | ✳              |             |
|                           | Cyl.; W/O Short Hood; W/17" Hose.....   | ②71299          |                |             | Reservoir; W/3/4" I.D. Hose.....                         |                 | ✳              |             |
|                           | Pressure; W/Short Hood.....             | 71307           |                |             | Return; W/3/8" I.D. Hose.....                            |                 | ★              |             |
|                           | Pressure; W/O Short Hood.....           | 71305           |                |             | <b>INTERNATIONAL/NAVISTAR</b>                            |                 |                |             |
|                           | Reservoir; W/1/2" I.D. Hose.....        |                 | ☐              |             | <b>F1954</b>   |                 |                |             |
|                           | Reservoir; W/5/8" I.D. Hose.....        |                 | ✳              |             | <b>1988-1986</b>   |                 |                |             |
|                           | Reservoir; W/3/4" I.D. Hose.....        |                 | ✳              |             | <b>INTERNATIONAL/NAVISTAR DT466 DIESEL ENG.</b>          |                 |                |             |
|                           | Return; W/3/8" I.D. Hose.....           |                 | ★              |             | Pressure; W/Eaton P.S. Pump; W/Ross                      |                 |                |             |
|                           | <b>WE9500</b>                           |                 |                |             | Stg. Gear; W/78" Hose; ☆A.....                           | 80214           |                |             |
|                           | <b>1972</b>                             |                 |                |             | Pressure; W/Eaton P.S. Pump; W/Ross                      |                 |                |             |
|                           | <b>GM V-8 637 ENG.</b>                  |                 |                |             | Stg. Gear; W/100" Hose; ☆A.....                          | 80216           |                |             |
|                           | Cyl.....                                | ②71299          |                | 39854       | <b>INTERNATIONAL/NAVISTAR</b>                            |                 |                |             |
|                           | Pressure .....                          | 71307           |                |             | <b>F1954</b>   |                 |                |             |
|                           | <b>1972</b>                             |                 |                |             | <b>1988-1986</b>   |                 |                |             |
|                           | <b>GM V-8 637 ENG.</b>                  |                 |                |             | <b>INTERNATIONAL/NAVISTAR DT466 DIESEL ENG.</b>          |                 |                |             |
|                           | Cyl.....                                | ②71299          |                | 39854       | Pressure; W/Eaton P.S. Pump; W/Ross                      |                 |                |             |
|                           | Pressure .....                          | 71307           |                |             | Stg. Gear; W/78" Hose; ☆A.....                           | 80214           |                |             |
|                           | <b>1972</b>                             |                 |                |             | Pressure; W/Eaton P.S. Pump; W/Ross                      |                 |                |             |
|                           | <b>GM V-8 637 ENG.</b>                  |                 |                |             | Stg. Gear; W/100" Hose; ☆A.....                          | 80216           |                |             |
|                           | Cyl.....                                | ②71299          |                | 39854       | <b>INTERNATIONAL/NAVISTAR</b>                            |                 |                |             |
|                           | Pressure .....                          | 71307           |                |             | <b>F1954</b>   |                 |                |             |
|                           | <b>1972</b>                             |                 |                |             | <b>1988-1986</b>   |                 |                |             |
|                           | <b>GM V-8 637 ENG.</b>                  |                 |                |             | <b>INTERNATIONAL/NAVISTAR DT466 DIESEL ENG.</b>          |                 |                |             |
|                           | Cyl.....                                | ②71299          |                | 39854       | Pressure; W/Eaton P.S. Pump; W/Ross                      |                 |                |             |
|                           | Pressure .....                          | 71307           |                |             | Stg. Gear; W/78" Hose; ☆A.....                           | 80214           |                |             |
|                           | <b>1972</b>                             |                 |                |             | Pressure; W/Eaton P.S. Pump; W/Ross                      |                 |                |             |
|                           | <b>GM V-8 637 ENG.</b>                  |                 |                |             | Stg. Gear; W/100" Hose; ☆A.....                          | 80216           |                |             |
|                           | Cyl.....                                | ②71299          |                | 39854       | <b>INTERNATIONAL/NAVISTAR</b>                            |                 |                |             |
|                           | Pressure .....                          | 71307           |                |             | <b>F1954</b>   |                 |                |             |
|                           | <b>1972</b>                             |                 |                |             | <b>1988-1986</b>   |                 |                |             |
|                           | <b>GM V-8 637 ENG.</b>                  |                 |                |             | <b>INTERNATIONAL/NAVISTAR DT466 DIESEL ENG.</b>          |                 |                |             |
|                           | Cyl.....                                | ②71299          |                | 39854       | Pressure; W/Eaton P.S. Pump; W/Ross                      |                 |                |             |
|                           | Pressure .....                          | 71307           |                |             | Stg. Gear; W/78" Hose; ☆A.....                           | 80214           |                |             |
|                           | <b>1972</b>                             |                 |                |             | Pressure; W/Eaton P.S. Pump; W/Ross                      |                 |                |             |
|                           | <b>GM V-8 637 ENG.</b>                  |                 |                |             | Stg. Gear; W/100" Hose; ☆A.....                          | 80216           |                |             |
|                           | Cyl.....                                | ②71299          |                | 39854       | <b>INTERNATIONAL/NAVISTAR</b>                            |                 |                |             |
|                           | Pressure .....                          | 71307           |                |             | <b>F1954</b>   |                 |                |             |
|                           | <b>1972</b>                             |                 |                |             | <b>1988-1986</b>   |                 |                |             |
|                           | <b>GM V-8 637 ENG.</b>                  |                 |                |             | <b>INTERNATIONAL/NAVISTAR DT466 DIESEL ENG.</b>          |                 |                |             |
|                           | Cyl.....                                | ②71299          |                | 39854       | Pressure; W/Eaton P.S. Pump; W/Ross                      |                 |                |             |
|                           | Pressure .....                          | 71307           |                |             | Stg. Gear; W/78" Hose; ☆A.....                           | 80214           |                |             |
|                           | <b>1972</b>                             |                 |                |             | Pressure; W/Eaton P.S. Pump; W/Ross                      |                 |                |             |
|                           | <b>GM V-8 637 ENG.</b>                  |                 |                |             | Stg. Gear; W/100" Hose; ☆A.....                          | 80216           |                |             |
|                           | Cyl.....                                | ②71299          |                | 39854       | <b>INTERNATIONAL/NAVISTAR</b>                            |                 |                |             |
|                           | Pressure .....                          | 71307           |                |             | <b>F1954</b>   |                 |                |             |
|                           | <b>1972</b>                             |                 |                |             | <b>1988-1986</b>   |                 |                |             |
|                           | <b>GM V-8 637 ENG.</b>                  |                 |                |             | <b>INTERNATIONAL/NAVISTAR DT466 DIESEL ENG.</b>          |                 |                |             |
|                           | Cyl.....                                | ②71299          |                | 39854       | Pressure; W/Eaton P.S. Pump; W/Ross                      |                 |                |             |
|                           | Pressure .....                          | 71307           |                |             | Stg. Gear; W/78" Hose; ☆A.....                           | 80214           |                |             |
|                           | <b>1972</b>                             |                 |                |             | Pressure; W/Eaton P.S. Pump; W/Ross                      |                 |                |             |
|                           | <b>GM V-8 637 ENG.</b>                  |                 |                |             | Stg. Gear; W/100" Hose; ☆A.....                          | 80216           |                |             |
|                           | Cyl.....                                | ②71299          |                | 39854       | <b>INTERNATIONAL/NAVISTAR</b>                            |                 |                |             |
|                           | Pressure .....                          | 71307           |                |             | <b>F1954</b>   |                 |                |             |
|                           | <b>1972</b>                             |                 |                |             | <b>1988-1986</b>   |                 |                |             |
|                           | <b>GM V-8 637 ENG.</b>                  |                 |                |             | <b>INTERNATIONAL/NAVISTAR DT466 DIESEL ENG.</b>          |                 |                |             |
|                           | Cyl.....                                | ②71299          |                | 39854       | Pressure; W/Eaton P.S. Pump; W/Ross                      |                 |                |             |
|                           | Pressure .....                          | 71307           |                |             | Stg. Gear; W/78" Hose; ☆A.....                           | 80214           |                |             |
|                           | <b>1972</b>                             |                 |                |             | Pressure; W/Eaton P.S. Pump; W/Ross                      |                 |                |             |
|                           | <b>GM V-8 637 ENG.</b>                  |                 |                |             | Stg. Gear; W/100" Hose; ☆A.....                          | 80216           |                |             |
|                           | Cyl.....                                | ②71299          |                | 39854       | <b>INTERNATIONAL/NAVISTAR</b>                            |                 |                |             |
|                           | Pressure .....                          | 71307           |                |             | <b>F1954</b>   |                 |                |             |
|                           | <b>1972</b>                             |                 |                |             | <b>1988-1986</b>   |                 |                |             |
|                           | <b>GM V-8 637 ENG.</b>                  |                 |                |             | <b>INTERNATIONAL/NAVISTAR DT466 DIESEL ENG.</b>          |                 |                |             |
|                           | Cyl.....                                | ②71299          |                | 39854       | Pressure; W/Eaton P.S. Pump; W/Ross                      |                 |                |             |
|                           | Pressure .....                          | 71307           |                |             | Stg. Gear; W/78" Hose; ☆A.....                           | 80214           |                |             |
|                           | <b>1972</b>                             |                 |                |             | Pressure; W/Eaton P.S. Pump; W/Ross                      |                 |                |             |
|                           | <b>GM V-8 637 ENG.</b>                  |                 |                |             | Stg. Gear; W/100" Hose; ☆A.....                          | 80216           |                |             |
|                           | Cyl.....                                | ②71299          |                | 39854       | <b>INTERNATIONAL/NAVISTAR</b>                            |                 |                |             |
|                           | Pressure .....                          | 71307           |                |             | <b>F1954</b>   |                 |                |             |
|                           | <b>1972</b>                             |                 |                |             | <b>1988-1986</b>   |                 |                |             |
|                           | <b>GM V-8 637 ENG.</b>                  |                 |                |             | <b>INTERNATIONAL/NAVISTAR DT466 DIESEL ENG.</b>          |                 |                |             |
|                           | Cyl.....                                | ②71299          |                | 39854       | Pressure; W/Eaton P.S. Pump; W/Ross                      |                 |                |             |
|                           | Pressure .....                          | 71307           |                |             | Stg. Gear; W/78" Hose; ☆A.....                           | 80214           |                |             |
|                           | <b>1972</b>                             |                 |                |             | Pressure; W/Eaton P.S. Pump; W/Ross                      |                 |                |             |
|                           | <b>GM V-8 637 ENG.</b>                  |                 |                |             | Stg. Gear; W/100" Hose; ☆A.....                          | 80216           |                |             |
|                           | Cyl.....                                | ②71299          |                | 39854       | <b>INTERNATIONAL/NAVISTAR</b>                            |                 |                |             |
|                           | Pressure .....                          | 71307           |                |             | <b>F1954</b>   |                 |                |             |
|                           | <b>1972</b>                             |                 |                |             | <b>1988-1986</b>   |                 |                |             |
|                           | <b>GM V-8 637 ENG.</b>                  |                 |                |             | <b>INTERNATIONAL/NAVISTAR DT466 DIESEL ENG.</b>          |                 |                |             |
|                           | Cyl.....                                | ②71299          |                | 39854       | Pressure; W/Eaton P.S. Pump; W/Ross                      |                 |                |             |
|                           | Pressure .....                          | 71307           |                |             | Stg. Gear; W/78" Hose; ☆A.....                           | 80214           |                |             |
|                           | <b>1972</b>                             |                 |                |             | Pressure; W/Eaton P.S. Pump; W/Ross                      |                 |                |             |
|                           | <b>GM V-8 637 ENG.</b>                  |                 |                |             | Stg. Gear; W/100" Hose; ☆A.....                          | 80216           |                |             |
|                           | Cyl.....                                | ②71299          |                | 39854       | <b>INTERNATIONAL/NAVISTAR</b>                            |                 |                |             |
|                           | Pressure .....                          | 71307           |                |             | <b>F1954</b>   |                 |                |             |
|                           | <b>1972</b>                             |                 |                |             | <b>1988-1986</b>   |                 |                |             |



# Power Steering Hose for Medium and Heavy-Duty Trucks

| Application   | Assembly Number | Multi-Use Hose | End Fitting | Application   | Assembly Number | Multi-Use Hose | End Fitting |
|---|-----------------|----------------|-------------|---|-----------------|----------------|-------------|
| <b>INTERNATIONAL/NAVISTAR</b><br>- Continued  |                 |                |             | <b>INTERNATIONAL/NAVISTAR</b><br>- Continued  |                 |                |             |
| <b>F1954</b> - Continued  |                 |                |             | <b>F2554</b> - Continued  |                 |                |             |
| <b>1988-1986</b> - Continued  |                 |                |             | <b>1988-1979</b> - Continued  |                 |                |             |
| <b>INTERNATIONAL/NAVISTAR DT466 DIESEL ENG.</b> - Continued   |                 |                |             | <b>INTERNATIONAL/NAVISTAR DT466 DIESEL ENG.</b> - Continued   |                 |                |             |
| Pressure - To Gear; W/Eaton P.S. Pump; W/Ross Stg. Gear; W/Hydro Max II; W/Hyd. Brakes; ☆A .....                                      |                 |                | 91926       | Pressure; W/Eaton P.S. Pump; W/Hyd. Brakes; ☆A .....  | 91926           |                |             |
| Pressure; W/Eaton P.S. Pump; W/Hyd. Brakes; ☆A .....  |                 |                | 91926       |   |                 |                |             |
| <b>1984-1983</b>  |                 |                |             | <b>1978</b>   |                 |                |             |
| <b>INTERNATIONAL/NAVISTAR DT466 DIESEL ENG.</b>   |                 |                |             | <b>INTERNATIONAL/NAVISTAR DT466 DIESEL ENG.; INTERNATIONAL/NAVISTAR DTA466 DIESEL ENG.; INTERNATIONAL/NAVISTAR DTI466 DIESEL ENG.</b> |                 |                |             |
| Pressure; W/Eaton P.S. Pump; W/Ross Stg. Gear; W/78" Hose; ☆A .....   |                 |                | 80214       | Pressure; W/Eaton P.S. Pump; W/Ross Stg. Gear; W/78" Hose; ☆A .....   | 80214           |                |             |
| Pressure; W/Eaton P.S. Pump; W/Ross Stg. Gear; W/100" Hose; ☆A .....  |                 |                | 80216       | Pressure; W/Eaton P.S. Pump; W/Ross Stg. Gear; W/100" Hose; ☆A .....  | 80216           |                |             |
| Pressure - To Gear; W/Eaton P.S. Pump; W/Ross Stg. Gear; W/Hydro Max II; W/Hyd. Brakes; ☆A .....                                      |                 |                | 91926       | Pressure - To Gear; W/Eaton P.S. Pump; W/Ross Stg. Gear; W/Hydro Max II; W/Hyd. Brakes; ☆A .....                                      | 91926           |                |             |
| Pressure; W/Eaton P.S. Pump; W/Hyd. Brakes; ☆A .....  |                 |                | 91926       | Pressure; W/Eaton P.S. Pump; W/Hyd. Brakes; ☆A .....  | 91926           |                |             |
| <b>1982-1980</b>  |                 |                |             | <b>F2654</b>  |                 |                |             |
| <b>INTERNATIONAL/NAVISTAR DT466 DIESEL ENG.</b>   |                 |                |             | <b>1988-1980</b>  |                 |                |             |
| Pressure; W/Eaton P.S. Pump; W/Ross Stg. Gear; W/78" Hose; ☆A .....   |                 |                | 80214       | <b>INTERNATIONAL/NAVISTAR DT466 DIESEL ENG.</b>   |                 |                |             |
| Pressure; W/Eaton P.S. Pump; W/Ross Stg. Gear; W/100" Hose; ☆A .....  |                 |                | 80216       | Pressure; W/Eaton P.S. Pump; W/Ross Stg. Gear; W/78" Hose; ☆A .....   | 80214           |                |             |
| Pressure - To Gear; W/Eaton P.S. Pump; W/Ross Stg. Gear; W/Hydro Max II; W/Hyd. Brakes; ☆A .....                                      |                 |                | 91926       | Pressure; W/Eaton P.S. Pump; W/Ross Stg. Gear; W/100" Hose; ☆A .....  | 80216           |                |             |
| Pressure; W/Eaton P.S. Pump; W/Hyd. Brakes; ☆A .....  |                 |                | 91926       | Pressure - To Gear; W/Eaton P.S. Pump; W/Ross Stg. Gear; W/Hydro Max II; W/Hyd. Brakes; ☆A .....                                      | 91926           |                |             |
| <b>INTERNATIONAL/NAVISTAR V-8 9.0 L DIESEL ENG.</b>   |                 |                |             | Pressure; W/Eaton P.S. Pump; W/Hyd. Brakes; ☆A .....  |                 |                |             |
| Pressure; W/Rexroth P.S. Pump .....   |                 |                | 80215       | Pressure; W/Eaton P.S. Pump; W/Hyd. Brakes; ☆A .....  | 91926           |                |             |
| Pressure - To Gear; W/Hyd. Brakes; W/Eaton P.S. Pump; ☆A .....  |                 |                | 91926       |   |                 |                |             |
| <b>1979</b>   |                 |                |             | <b>R185</b>   |                 |                |             |
| <b>INTERNATIONAL/NAVISTAR DT466 DIESEL ENG.; INTERNATIONAL/NAVISTAR DTA466 DIESEL ENG.; INTERNATIONAL/NAVISTAR DTI466 DIESEL ENG.</b> |                 |                |             | <b>1968-1960</b>  |                 |                |             |
| Pressure; W/Eaton P.S. Pump; W/Ross Stg. Gear; W/78" Hose; ☆A .....   |                 |                | 80214       | <b>INTERNATIONAL/NAVISTAR RD372 ENG.; INTERNATIONAL/NAVISTAR RD406 ENG.; INTERNATIONAL/NAVISTAR RD450 ENG.</b>                        |                 |                |             |
| Pressure; W/Eaton P.S. Pump; W/Ross Stg. Gear; W/100" Hose; ☆A .....  |                 |                | 80216       | Pressure; Ser. No. 68185 & After .....  | 71303           |                |             |
| Pressure - To Gear; W/Eaton P.S. Pump; W/Ross Stg. Gear; W/Hydro Max II; W/Hyd. Brakes; ☆A .....                                      |                 |                | 91926       | Pressure; Ser. No. 68184 & Before .....   | 71302           |                |             |
| Pressure; W/Eaton P.S. Pump; W/Hyd. Brakes; ☆A .....  |                 |                | 91926       |   |                 |                |             |
| <b>F2554</b>  |                 |                |             | <b>R190</b>   |                 |                |             |
| <b>1988-1979</b>  |                 |                |             | <b>1968-1960</b>  |                 |                |             |
| <b>INTERNATIONAL/NAVISTAR DT466 DIESEL ENG.</b>   |                 |                |             | <b>INTERNATIONAL/NAVISTAR RD372 ENG.; INTERNATIONAL/NAVISTAR RD406 ENG.; INTERNATIONAL/NAVISTAR RD450 ENG.</b>                        |                 |                |             |
| Pressure; W/Eaton P.S. Pump; W/Ross Stg. Gear; W/78" Hose; ☆A .....   |                 |                | 80214       | Pressure; Ser. No. 68185 & After .....  | 71303           |                |             |
| Pressure; W/Eaton P.S. Pump; W/Ross Stg. Gear; W/100" Hose; ☆A .....  |                 |                | 80216       | Pressure; Ser. No. 68184 & Before .....   | 71302           |                |             |
| Pressure - To Gear; W/Eaton P.S. Pump; W/Ross Stg. Gear; W/Hydro Max II; W/Hyd. Brakes; ☆A .....                                      |                 |                | 91926       |   |                 |                |             |
| Pressure; W/Eaton P.S. Pump; W/Hyd. Brakes; ☆A .....  |                 |                | 91926       | <b>R200</b>   |                 |                |             |
|   |                 |                |             | <b>1968-1960</b>  |                 |                |             |
|   |                 |                |             | <b>INTERNATIONAL/NAVISTAR RD372 ENG.; INTERNATIONAL/NAVISTAR RD406 ENG.; INTERNATIONAL/NAVISTAR RD450 ENG.</b>                        |                 |                |             |
|   |                 |                |             | Pressure; Ser. No. 68185 & After .....  | 71303           |                |             |
|   |                 |                |             | Pressure; Ser. No. 68184 & Before .....   | 71302           |                |             |

- SYSTEM PUMP & GEAR IDENT.
- SYSTEM & COMPONENT IDENT.
- PASS. CARS
- LIGHT TRUCKS
- MEDIUM/HEAVY TRUCKS
- BUSES
- HOSE NUMERICAL
- REPAIR KITS
- KIT NUMERICAL
- ILLUSTRATIONS

\* Cut From C.P.E. 3/8" I.D. Hose: 71350 (48"), 81352 (25').  
 † Cut From S.A.E. 1 1/32" I.D. Hose: 80062 (12"), 80063 (24"), 80064 (36"), 81353 (25').  
 ‡ Cut From S.A.E. 3/8" I.D. Hose: 71224 (24"), 71236 (36"), 71206 (48"), 81206 (25'). May Also Use 3/8" C.P.E.  
 ★ Cut From S.A.E. 5/8" I.D. Hose: 71351 (36").  
 □ Cut From 1/2" I.D. Suction Hose: 71296 (36"), 81354 (10').  
 ⚡ Cut From 5/8" I.D. Suction Hose: 71207 (42"), 81355 (10').  
 ✱ Cut From 3/4" I.D. Suction Hose: 71297 (36"), 81356 (10').  
 ☆ See Page A14 For Pump or Gear Identification.

② Two Required.  
 ③ Three Required.  
 ④ Four Required.  
 ⚡ Cut To Fit.  
 ✱ Replaces Both Upper and Lower Hose.  
 ▲ 252660 Adaptor Required For Some Models.  
 ✱ See Page A6 For Installation Procedure.

# Power Steering Hose for Medium and Heavy-Duty Trucks

SYSTEM  
PUMP &  
GEAR  
IDENT.

SYSTEM &  
COM-  
PONENT  
IDENT.

PASS.  
CARS

LIGHT  
TRUCKS

MEDIUM/  
HEAVY  
TRUCKS

BUSES

HOSE  
NUMER-  
ICAL

REPAIR  
KITS

KIT  
NUMER-  
ICAL

ILLUST-  
RATIONS

| Application  | Assembly Number | Multi-Use Hose | End Fitting |
|--|-----------------|----------------|-------------|
| <b>INTERNATIONAL/NAVISTAR</b>  |                 |                |             |
| - Continued  |                 |                |             |
| <b>R210</b>  |                 |                |             |
| <b>1968-1960</b>   |                 |                |             |
| INTERNATIONAL/NAVISTAR RD372 ENG.; INTERNATIONAL/NAVISTAR RD406 ENG.; INTERNATIONAL/NAVISTAR RD450 ENG.                                |                 |                |             |
| Pressure; Ser. No. 68185 & After .....   | 71303           |                |             |
| Pressure; Ser. No. 68184 & Before .....  | 71302           |                |             |
| <b>R220</b>  |                 |                |             |
| <b>1968-1960</b>   |                 |                |             |
| INTERNATIONAL/NAVISTAR RD372 ENG.; INTERNATIONAL/NAVISTAR RD406 ENG.; INTERNATIONAL/NAVISTAR RD450 ENG.                                |                 |                |             |
| Pressure; Ser. No. 68185 & After .....   | 71303           |                |             |
| Pressure; Ser. No. 68184 & Before .....  | 71302           |                |             |
| <b>R230</b>  |                 |                |             |
| <b>1968-1960</b>   |                 |                |             |
| INTERNATIONAL/NAVISTAR RD372 ENG.; INTERNATIONAL/NAVISTAR RD406 ENG.; INTERNATIONAL/NAVISTAR RD450 ENG.                                |                 |                |             |
| Pressure; Ser. No. 68185 & After .....   | 71303           |                |             |
| Pressure; Ser. No. 68184 & Before .....  | 71302           |                |             |
| <b>V190</b>  |                 |                |             |
| <b>1968</b>  |                 |                |             |
| INTERNATIONAL/NAVISTAR V401 ENG.   |                 |                |             |
| Pressure .....   | 71302           |                |             |
| INTERNATIONAL/NAVISTAR V461 ENG.; INTERNATIONAL/NAVISTAR V478 ENG.; INTERNATIONAL/NAVISTAR V549 ENG.                                   |                 |                |             |
| Cyl.....   | ②71299          |                |             |
| Pressure .....   | 71302           |                |             |
| <b>1967-1965</b>   |                 |                |             |
| INTERNATIONAL/NAVISTAR V401 ENG.; INTERNATIONAL/NAVISTAR V461 ENG.; INTERNATIONAL/NAVISTAR V478 ENG.; INTERNATIONAL/NAVISTAR V549 ENG. |                 |                |             |
| Cyl.....   | ②71299          |                |             |
| Pressure .....   | 71302           |                |             |
| <b>V195</b>  |                 |                |             |
| <b>1968-1965</b>   |                 |                |             |
| INTERNATIONAL/NAVISTAR V401 ENG.; INTERNATIONAL/NAVISTAR V461 ENG.; INTERNATIONAL/NAVISTAR V478 ENG.; INTERNATIONAL/NAVISTAR V549 ENG. |                 |                |             |
| Cyl.....   | ②71299          |                |             |
| Pressure .....   | 71302           |                |             |

| Application  | Assembly Number | Multi-Use Hose | End Fitting |
|--|-----------------|----------------|-------------|
| <b>INTERNATIONAL/NAVISTAR</b>  |                 |                |             |
| - Continued  |                 |                |             |
| <b>V200</b>  |                 |                |             |
| <b>1968-1965</b>   |                 |                |             |
| INTERNATIONAL/NAVISTAR V401 ENG.; INTERNATIONAL/NAVISTAR V461 ENG.; INTERNATIONAL/NAVISTAR V478 ENG.; INTERNATIONAL/NAVISTAR V549 ENG.   |                 |                |             |
| Cyl.....   | ②71299          |                |             |
| Pressure .....   | 71302           |                |             |
| <b>V210</b>  |                 |                |             |
| <b>1968-1965</b>   |                 |                |             |
| INTERNATIONAL/NAVISTAR V401 ENG.; INTERNATIONAL/NAVISTAR V461 ENG.; INTERNATIONAL/NAVISTAR V478 ENG.; INTERNATIONAL/NAVISTAR V549 ENG.   |                 |                |             |
| Cyl.....   | ②71299          |                |             |
| Pressure .....   | 71302           |                |             |
| <b>V220</b>  |                 |                |             |
| <b>1968-1965</b>   |                 |                |             |
| INTERNATIONAL/NAVISTAR V401 ENG.; INTERNATIONAL/NAVISTAR V461 ENG.; INTERNATIONAL/NAVISTAR V478 ENG.; INTERNATIONAL/NAVISTAR V549 ENG.   |                 |                |             |
| Cyl.....   | ②71299          |                |             |
| Pressure .....   | 71302           |                |             |
| <b>VCO190</b>  |                 |                |             |
| <b>1968-1965</b>   |                 |                |             |
| INTERNATIONAL/NAVISTAR FTV549 ENG.; INTERNATIONAL/NAVISTAR FTVS549 ENG.; INTERNATIONAL/NAVISTAR V401 ENG.; INTERNATIONAL/NAVISTAR V461 ENG.; INTERNATIONAL/NAVISTAR V478 ENG.; INTERNATIONAL/NAVISTAR V549 ENG.; INTERNATIONAL/NAVISTAR VS401 ENG.; INTERNATIONAL/NAVISTAR VS478 ENG.; INTERNATIONAL/NAVISTAR VS549 ENG. |                 |                |             |
| Cyl.....   | ②71299          |                |             |
| Pressure .....   | 71300           |                |             |
| <b>VCO200</b>  |                 |                |             |
| <b>1968-1965</b>   |                 |                |             |
| INTERNATIONAL/NAVISTAR FTV549 ENG.; INTERNATIONAL/NAVISTAR FTVS549 ENG.; INTERNATIONAL/NAVISTAR V401 ENG.; INTERNATIONAL/NAVISTAR V461 ENG.; INTERNATIONAL/NAVISTAR V478 ENG.; INTERNATIONAL/NAVISTAR V549 ENG.; INTERNATIONAL/NAVISTAR VS401 ENG.; INTERNATIONAL/NAVISTAR VS478 ENG.; INTERNATIONAL/NAVISTAR VS549 ENG. |                 |                |             |
| Cyl.....   | ②71299          |                |             |
| Pressure .....   | 71300           |                |             |

- \* Cut From C.P.E. 3/8" I.D. Hose: 71350 (48"), 81352 (25').
- † Cut From S.A.E. 1 1/32" I.D. Hose: 80062 (12"), 80063 (24"), 80064 (36"), 81353 (25').
- ★ Cut From S.A.E. 3/8" I.D. Hose: 71224 (24"), 71236 (36"), 71206 (48"), 81206 (25'). May Also Use 3/8" C.P.E.
- ♣ Cut From S.A.E. 5/8" I.D. Hose: 71351 (36").
- Cut From 1/2" I.D. Suction Hose: 71296 (36"), 81354 (10').
- ⊕ Cut From 5/8" I.D. Suction Hose: 71207 (42"), 81355 (10').
- ✳ Cut From 3/4" I.D. Suction Hose: 71297 (36"), 81356 (10').
- ☆ See Page A14 For Pump or Gear Identification.

- ② Two Required.
- ③ Three Required.
- ④ Four Required.
- ≠ Cut To Fit.
- ⊗ Replaces Both Upper and Lower Hose.
- ▲ 252660 Adaptor Required For Some Models.
- ✦ See Page A6 For Installation Procedure.

# Power Steering Hose for Medium and Heavy-Duty Trucks

| Application   | Assembly Number | Multi-Use Hose | End Fitting | Application  | Assembly Number | Multi-Use Hose | End Fitting |
|---|-----------------|----------------|-------------|--|-----------------|----------------|-------------|
| <b>INTERNATIONAL/NAVISTAR</b><br>- Continued<br><b>VCO220</b><br>1968-1965<br>INTERNATIONAL/NAVISTAR FTV549 ENG.; INTERNATIONAL/NAVISTAR FTVS549 ENG.; INTERNATIONAL/NAVISTAR V401 ENG.; INTERNATIONAL/NAVISTAR V461 ENG.; INTERNATIONAL/NAVISTAR V478 ENG.; INTERNATIONAL/NAVISTAR V549 ENG.; INTERNATIONAL/NAVISTAR VS401 ENG.; INTERNATIONAL/NAVISTAR VS478 ENG.; INTERNATIONAL/NAVISTAR VS549 ENG.<br>Cyl..... ②71299<br>Pressure ..... 71300 |                 |                |             | <b>INTERNATIONAL/NAVISTAR</b><br>- Continued<br><b>VCOF220</b><br>1968-1965<br>INTERNATIONAL/NAVISTAR FTV549 ENG.; INTERNATIONAL/NAVISTAR FTVS549 ENG.; INTERNATIONAL/NAVISTAR V401 ENG.; INTERNATIONAL/NAVISTAR V461 ENG.; INTERNATIONAL/NAVISTAR V478 ENG.; INTERNATIONAL/NAVISTAR V549 ENG.; INTERNATIONAL/NAVISTAR VS401 ENG.; INTERNATIONAL/NAVISTAR VS478 ENG.; INTERNATIONAL/NAVISTAR VS549 ENG.<br>Cyl..... ②71299<br>Pressure ..... 71300 |                 |                |             |
| <b>VCO405</b><br>1968-1962<br>INTERNATIONAL/NAVISTAR FTV549 ENG.; INTERNATIONAL/NAVISTAR FTVS549 ENG.; INTERNATIONAL/NAVISTAR V401 ENG.; INTERNATIONAL/NAVISTAR V461 ENG.; INTERNATIONAL/NAVISTAR V478 ENG.; INTERNATIONAL/NAVISTAR V549 ENG.; INTERNATIONAL/NAVISTAR VS401 ENG.; INTERNATIONAL/NAVISTAR VS478 ENG.; INTERNATIONAL/NAVISTAR VS549 ENG.<br>Cyl..... ②71299<br>Pressure ..... 71300   |                 |                |             | <b>VCOF405</b><br>1968-1962<br>INTERNATIONAL/NAVISTAR FTV549 ENG.; INTERNATIONAL/NAVISTAR FTVS549 ENG.; INTERNATIONAL/NAVISTAR V401 ENG.; INTERNATIONAL/NAVISTAR V461 ENG.; INTERNATIONAL/NAVISTAR V478 ENG.; INTERNATIONAL/NAVISTAR V549 ENG.; INTERNATIONAL/NAVISTAR VS401 ENG.; INTERNATIONAL/NAVISTAR VS478 ENG.; INTERNATIONAL/NAVISTAR VS549 ENG.<br>Cyl..... ②71299<br>Pressure ..... 71300   |                 |                |             |
| <b>VCOF190</b><br>1968-1965<br>INTERNATIONAL/NAVISTAR FTV549 ENG.; INTERNATIONAL/NAVISTAR FTVS549 ENG.; INTERNATIONAL/NAVISTAR V401 ENG.; INTERNATIONAL/NAVISTAR V461 ENG.; INTERNATIONAL/NAVISTAR V478 ENG.; INTERNATIONAL/NAVISTAR V549 ENG.; INTERNATIONAL/NAVISTAR VS401 ENG.; INTERNATIONAL/NAVISTAR VS478 ENG.; INTERNATIONAL/NAVISTAR VS549 ENG.<br>Cyl..... ②71299<br>Pressure ..... 71300  |                 |                |             | <b>VCOT405</b><br>1968-1962<br>INTERNATIONAL/NAVISTAR FTV549 ENG.; INTERNATIONAL/NAVISTAR FTVS549 ENG.; INTERNATIONAL/NAVISTAR V401 ENG.; INTERNATIONAL/NAVISTAR V461 ENG.; INTERNATIONAL/NAVISTAR V478 ENG.; INTERNATIONAL/NAVISTAR V549 ENG.; INTERNATIONAL/NAVISTAR VS401 ENG.; INTERNATIONAL/NAVISTAR VS478 ENG.; INTERNATIONAL/NAVISTAR VS549 ENG.<br>Cyl..... ②71299<br>Pressure ..... 71300   |                 |                |             |
| <b>VCOF200</b><br>1968-1965<br>INTERNATIONAL/NAVISTAR FTV549 ENG.; INTERNATIONAL/NAVISTAR FTVS549 ENG.; INTERNATIONAL/NAVISTAR V401 ENG.; INTERNATIONAL/NAVISTAR V461 ENG.; INTERNATIONAL/NAVISTAR V478 ENG.; INTERNATIONAL/NAVISTAR V549 ENG.; INTERNATIONAL/NAVISTAR VS401 ENG.; INTERNATIONAL/NAVISTAR VS478 ENG.; INTERNATIONAL/NAVISTAR VS549 ENG.<br>Cyl..... ②71299<br>Pressure ..... 71300  |                 |                |             | <b>VF190</b><br>1968-1965<br>INTERNATIONAL/NAVISTAR V401 ENG.; INTERNATIONAL/NAVISTAR V461 ENG.; INTERNATIONAL/NAVISTAR V478 ENG.; INTERNATIONAL/NAVISTAR V549 ENG.<br>Cyl..... ②71299<br>Pressure ..... 71300   |                 |                |             |
| <b>VCOF200</b><br>1968-1965<br>INTERNATIONAL/NAVISTAR FTV549 ENG.; INTERNATIONAL/NAVISTAR FTVS549 ENG.; INTERNATIONAL/NAVISTAR V401 ENG.; INTERNATIONAL/NAVISTAR V461 ENG.; INTERNATIONAL/NAVISTAR V478 ENG.; INTERNATIONAL/NAVISTAR V549 ENG.; INTERNATIONAL/NAVISTAR VS401 ENG.; INTERNATIONAL/NAVISTAR VS478 ENG.; INTERNATIONAL/NAVISTAR VS549 ENG.<br>Cyl..... ②71299<br>Pressure ..... 71300  |                 |                |             | <b>VF200</b><br>1968-1965<br>INTERNATIONAL/NAVISTAR V401 ENG.; INTERNATIONAL/NAVISTAR V461 ENG.; INTERNATIONAL/NAVISTAR V478 ENG.; INTERNATIONAL/NAVISTAR V549 ENG.<br>Cyl..... ②71299   |                 |                |             |

\* Cut From C.P.E. 3/8" I.D. Hose: 71350 (48"), 81352 (25').  
 † Cut From S.A.E. 11/32" I.D. Hose: 80062 (12"), 80063 (24"), 80064 (36"), 81353 (25').  
 ✦ Cut From S.A.E. 3/8" I.D. Hose: 71224 (24"), 71236 (36"), 71206 (48"), 81206 (25'). May Also Use 3/8" C.P.E.  
 ✦ Cut From S.A.E. 5/8" I.D. Hose: 71351 (36").  
 □ Cut From 1/2" I.D. Suction Hose: 71296 (36"), 81354 (10').  
 ⚡ Cut From 5/8" I.D. Suction Hose: 71207 (42"), 81355 (10').  
 ✦ Cut From 3/4" I.D. Suction Hose: 71297 (36"), 81356 (10').  
 ☆ See Page A14 For Pump or Gear Identification.

② Two Required.  
 ③ Three Required.  
 ④ Four Required.  
 ✂ Cut To Fit.  
 ✦ Replaces Both Upper and Lower Hose.  
 ▲ 252660 Adaptor Required For Some Models.  
 ✦ See Page A6 For Installation Procedure.

SYSTEM  
PUMP &  
GEAR  
IDENT.

SYSTEM &  
COM-  
PONENT  
IDENT.

PASS.  
CARS

LIGHT  
TRUCKS

MEDIUM/  
HEAVY  
TRUCKS

BUSES

HOSE  
NUMER-  
ICAL

REPAIR  
KITS

KIT  
NUMER-  
ICAL

ILLUSTRATIONS

# Power Steering Hose for Medium and Heavy-Duty Trucks

**SYSTEM  
PUMP &  
GEAR  
IDENT.**

**SYSTEM &  
COM-  
PONENT  
IDENT.**

**PASS.  
CARS**

**LIGHT  
TRUCKS**

**MEDIUM/  
HEAVY  
TRUCKS**

**BUSES**

**HOSE  
NUMER-  
ICAL**

**REPAIR  
KITS**

**KIT  
NUMER-  
ICAL**

**ILLUST-  
RATIONS**

| Application  | Assembly Number | Multi-Use Hose | End Fitting |
|--|-----------------|----------------|-------------|
| <b>INTERNATIONAL/NAVISTAR</b>  |                 |                |             |
| <b>- Continued</b>   |                 |                |             |
| <b>VF200 - Continued</b>   |                 |                |             |
| <b>1968-1965 - Continued</b>   |                 |                |             |
| INTERNATIONAL/NAVISTAR V401 ENG.; INTERNATIONAL/NAVISTAR V461 ENG.; INTERNATIONAL/NAVISTAR V478 ENG.; INTERNATIONAL/NAVISTAR V549 ENG.   |                 |                |             |
| - Continued  |                 |                |             |
| Pressure .....   | 71302           |                |             |
| <b>VF210</b>   |                 |                |             |
| <b>1968-1965</b>   |                 |                |             |
| INTERNATIONAL/NAVISTAR V401 ENG.; INTERNATIONAL/NAVISTAR V461 ENG.; INTERNATIONAL/NAVISTAR V478 ENG.; INTERNATIONAL/NAVISTAR V549 ENG.   |                 |                |             |
| Cyl.....   | ②71299          |                |             |
| Pressure .....   | 71302           |                |             |
| <b>1500C</b>   |                 |                |             |
| <b>1968-1966</b>   |                 |                |             |
| INTERNATIONAL/NAVISTAR BD220 ENG.; INTERNATIONAL/NAVISTAR BD240 ENG.; INTERNATIONAL/NAVISTAR BD264 ENG.; INTERNATIONAL/NAVISTAR BG220 ENG.; INTERNATIONAL/NAVISTAR BG241 ENG.; INTERNATIONAL/NAVISTAR BG265 ENG.; INTERNATIONAL/NAVISTAR V266 ENG.; INTERNATIONAL/NAVISTAR V304 ENG. |                 |                |             |
| Cyl.....   | ②71299          |                |             |
| Pressure .....   | 71299           |                |             |
| <b>1965</b>  |                 |                |             |
| INTERNATIONAL/NAVISTAR BD220 ENG.; INTERNATIONAL/NAVISTAR BD240 ENG.; INTERNATIONAL/NAVISTAR BD264 ENG.; INTERNATIONAL/NAVISTAR BG220 ENG.; INTERNATIONAL/NAVISTAR BG241 ENG.; INTERNATIONAL/NAVISTAR BG265 ENG.   |                 |                |             |
| Cyl.....   | ②71299          |                |             |
| Pressure .....   | 71299           |                |             |
| <b>1500D</b>   |                 |                |             |
| <b>1968-1966</b>   |                 |                |             |
| INTERNATIONAL/NAVISTAR V266 ENG.; INTERNATIONAL/NAVISTAR V304 ENG.   |                 |                |             |
| Cyl.....   | ②71299          |                |             |
| Pressure .....   | 71299           |                |             |
| <b>1654</b>  |                 |                |             |
| <b>1982-1981</b>   |                 |                |             |
| INTERNATIONAL/NAVISTAR V-8 9.0 L DIESEL ENG.   |                 |                |             |
| Pressure; W/Rexroth P.S. Pump.....   | 80215           |                |             |
| Pressure - To Gear; W/Hyd. Brakes; W/Eaton P.S. Pump; ☆A.....  | 91926           |                |             |

| Application  | Assembly Number | Multi-Use Hose | End Fitting |
|--|-----------------|----------------|-------------|
| <b>INTERNATIONAL/NAVISTAR</b>  |                 |                |             |
| <b>- Continued</b>   |                 |                |             |
| <b>1754</b>  |                 |                |             |
| <b>1988</b>  |                 |                |             |
| INTERNATIONAL/NAVISTAR DT360 DIESEL ENG.   |                 |                |             |
| Pressure; W/Eaton P.S. Pump; W/Ross Stg. Gear; W/78" Hose; ☆A.....                               | 80214           |                |             |
| Pressure; W/Eaton P.S. Pump; W/Ross Stg. Gear; W/100" Hose; ☆A.....                              | 80216           |                |             |
| Pressure - To Gear; W/Eaton P.S. Pump; W/Ross Stg. Gear; W/Hydro Max II; W/Hyd. Brakes; ☆A ..... | 91926           |                |             |
| <b>1987-1986</b>   |                 |                |             |
| INTERNATIONAL/NAVISTAR DT360 DIESEL ENG.   |                 |                |             |
| Pressure; W/Eaton P.S. Pump; W/Ross Stg. Gear; W/78" Hose; ☆A.....                               | 80214           |                |             |
| Pressure; W/Eaton P.S. Pump; W/Ross Stg. Gear; W/100" Hose; ☆A.....                              | 80216           |                |             |
| Pressure - To Gear; W/Eaton P.S. Pump; W/Ross Stg. Gear; W/Hydro Max II; W/Hyd. Brakes; ☆A ..... | 91926           |                |             |
| INTERNATIONAL/NAVISTAR V-8 9.0 L DIESEL ENG.   |                 |                |             |
| Pressure; W/Rexroth P.S. Pump.....   | 80215           |                |             |
| Pressure - To Gear; W/Hyd. Brakes; W/Eaton P.S. Pump; ☆A.....                                    | 91926           |                |             |
| <b>1985-1980</b>   |                 |                |             |
| INTERNATIONAL/NAVISTAR V-8 9.0 L DIESEL ENG.   |                 |                |             |
| Pressure; W/Rexroth P.S. Pump.....   | 80215           |                |             |
| Pressure - To Gear; W/Hyd. Brakes; W/Eaton P.S. Pump; ☆A.....                                    | 91926           |                |             |
| <b>1979</b>  |                 |                |             |
| INTERNATIONAL/NAVISTAR DT466 DIESEL ENG.   |                 |                |             |
| Pressure; W/Eaton P.S. Pump; W/Ross Stg. Gear; W/78" Hose; ☆A.....                               | 80214           |                |             |
| Pressure; W/Eaton P.S. Pump; W/Ross Stg. Gear; W/100" Hose; ☆A.....                              | 80216           |                |             |
| Pressure - To Gear; W/Eaton P.S. Pump; W/Ross Stg. Gear; W/Hydro Max II; W/Hyd. Brakes; ☆A ..... | 91926           |                |             |
| Pressure; W/Eaton P.S. Pump; W/Hyd. Brakes; ☆A .....   | 91926           |                |             |
| <b>1854</b>  |                 |                |             |
| <b>1988</b>  |                 |                |             |
| INTERNATIONAL/NAVISTAR DT360 DIESEL ENG.   |                 |                |             |
| Pressure; W/Eaton P.S. Pump; W/Ross Stg. Gear; W/78" Hose; ☆A.....                               | 80214           |                |             |
| Pressure; W/Eaton P.S. Pump; W/Ross Stg. Gear; W/100" Hose; ☆A.....                              | 80216           |                |             |
| Pressure - To Gear; W/Eaton P.S. Pump; W/Ross Stg. Gear; W/Hydro Max II; W/Hyd. Brakes; ☆A ..... | 91926           |                |             |
| INTERNATIONAL/NAVISTAR DT466 DIESEL ENG.   |                 |                |             |
| Pressure; W/Eaton P.S. Pump; W/Ross Stg. Gear; W/78" Hose; ☆A.....                               | 80214           |                |             |
| Pressure; W/Eaton P.S. Pump; W/Ross Stg. Gear; W/100" Hose; ☆A.....                              | 80216           |                |             |
| Pressure - To Gear; W/Eaton P.S. Pump; W/Ross Stg. Gear; W/Hydro Max II; W/Hyd. Brakes; ☆A ..... | 91926           |                |             |

\* Cut From C.P.E. 3/8" I.D. Hose: 71350 (48"), 81352 (25').  
 † Cut From S.A.E. 1 1/32" I.D. Hose: 80062 (12"), 80063 (24"), 80064 (36"), 81353 (25').  
 ★ Cut From S.A.E. 3/8" I.D. Hose: 71224 (24"), 71236 (36"), 71206 (48"), 81206 (25'). May Also Use 3/8" C.P.E.  
 ♣ Cut From S.A.E. 5/8" I.D. Hose: 71351 (36").  
 □ Cut From 1/2" I.D. Suction Hose: 71296 (36"), 81354 (10').  
 † Cut From 5/8" I.D. Suction Hose: 71207 (42"), 81355 (10').  
 ✱ Cut From 3/4" I.D. Suction Hose: 71297 (36"), 81356 (10').  
 ☆ See Page A14 For Pump or Gear Identification.

② Two Required.  
 ③ Three Required.  
 ④ Four Required.  
 < Cut To Fit.  
 ☉ Replaces Both Upper and Lower Hose.  
 ▲ 252660 Adaptor Required For Some Models.  
 ✱ See Page A6 For Installation Procedure.

# Power Steering Hose for Medium and Heavy-Duty Trucks

| Application   | Assembly Number | Multi-Use Hose | End Fitting  | Application   | Assembly Number | Multi-Use Hose | End Fitting |
|---|-----------------|----------------|--------------|---|-----------------|----------------|-------------|
| <b>INTERNATIONAL/NAVISTAR</b><br>- Continued  |                 |                |              | <b>INTERNATIONAL/NAVISTAR</b><br>- Continued  |                 |                |             |
| <b>1854</b> - Continued   |                 |                |              | <b>1954</b>   |                 |                |             |
| <b>1988</b> - Continued   |                 |                |              | <b>1988-1985</b>  |                 |                |             |
| <b>INTERNATIONAL/NAVISTAR DT466 DIESEL ENG.</b> - Continued   |                 |                |              | <b>INTERNATIONAL/NAVISTAR DT466 DIESEL ENG.</b>   |                 |                |             |
| Pressure; W/Eaton P.S. Pump; W/Hyd.<br>Brakes; ☆A .....   |                 |                | <b>91926</b> | Pressure; W/Eaton P.S. Pump; W/Ross<br>Stg. Gear; W/78" Hose; ☆A .....  | <b>80214</b>    |                |             |
| <b>1987</b>   |                 |                |              | Pressure; W/Eaton P.S. Pump; W/Ross<br>Stg. Gear; W/100" Hose; ☆A .....   |                 |                |             |
| <b>INTERNATIONAL/NAVISTAR DT360 DIESEL ENG.</b>   |                 |                |              | Pressure - To Gear; W/Eaton P.S.<br>Pump; W/Ross Stg. Gear; W/Hydro<br>Max II; W/Hyd. Brakes; ☆A .....                                |                 |                |             |
| Pressure; W/Eaton P.S. Pump; W/Ross<br>Stg. Gear; W/78" Hose; ☆A .....  |                 |                | <b>80214</b> | Pressure; W/Eaton P.S. Pump; W/Ross<br>Stg. Gear; W/100" Hose; ☆A .....   | <b>80216</b>    |                |             |
| Pressure; W/Eaton P.S. Pump; W/Ross<br>Stg. Gear; W/100" Hose; ☆A .....   |                 |                | <b>80216</b> | <b>1984</b>   |                 |                |             |
| Pressure - To Gear; W/Eaton P.S.<br>Pump; W/Ross Stg. Gear; W/Hydro<br>Max II; W/Hyd. Brakes; ☆A .....                                |                 |                | <b>91926</b> | <b>INTERNATIONAL/NAVISTAR DT466 DIESEL ENG.</b>   |                 |                |             |
| <b>INTERNATIONAL/NAVISTAR DT466 DIESEL ENG.</b>   |                 |                |              | Pressure; W/Eaton P.S. Pump; W/Ross<br>Stg. Gear; W/78" Hose; ☆A .....  |                 |                |             |
| Pressure; W/Eaton P.S. Pump; W/Ross<br>Stg. Gear; W/78" Hose; ☆A .....  |                 |                | <b>80214</b> | Pressure; W/Eaton P.S. Pump; W/Ross<br>Stg. Gear; W/100" Hose; ☆A .....   | <b>80216</b>    |                |             |
| Pressure; W/Eaton P.S. Pump; W/Ross<br>Stg. Gear; W/100" Hose; ☆A .....   |                 |                | <b>80216</b> | Pressure - To Gear; W/Eaton P.S.<br>Pump; W/Ross Stg. Gear; W/Hydro<br>Max II; W/Hyd. Brakes; ☆A .....                                | <b>91926</b>    |                |             |
| Pressure - To Gear; W/Eaton P.S.<br>Pump; W/Ross Stg. Gear; W/Hydro<br>Max II; W/Hyd. Brakes; ☆A .....                                |                 |                | <b>91926</b> | Pressure; W/Eaton P.S. Pump; W/Hyd.<br>Brakes; ☆A .....   | <b>91926</b>    |                |             |
| <b>INTERNATIONAL/NAVISTAR V-8 9.0 L DIESEL ENG.</b>   |                 |                |              | <b>INTERNATIONAL/NAVISTAR V-8 9.0 L DIESEL ENG.</b>   |                 |                |             |
| Pressure; W/Rexroth P.S. Pump .....   |                 |                | <b>80215</b> | Pressure; W/Rexroth P.S. Pump .....   | <b>80215</b>    |                |             |
| Pressure - To Gear; W/Hyd. Brakes;<br>W/Eaton P.S. Pump; ☆A .....   |                 |                | <b>91926</b> | Pressure - To Gear; W/Hyd. Brakes;<br>W/Eaton P.S. Pump; ☆A .....   | <b>91926</b>    |                |             |
| <b>1986-1980</b>  |                 |                |              | <b>1983-1980</b>  |                 |                |             |
| <b>INTERNATIONAL/NAVISTAR DT466 DIESEL ENG.</b>   |                 |                |              | <b>INTERNATIONAL/NAVISTAR DT466 DIESEL ENG.</b>   |                 |                |             |
| Pressure; W/Eaton P.S. Pump; W/Ross<br>Stg. Gear; W/78" Hose; ☆A .....  |                 |                | <b>80214</b> | Pressure; W/Eaton P.S. Pump; W/Ross<br>Stg. Gear; W/78" Hose; ☆A .....  | <b>80214</b>    |                |             |
| Pressure; W/Eaton P.S. Pump; W/Ross<br>Stg. Gear; W/100" Hose; ☆A .....   |                 |                | <b>80216</b> | Pressure; W/Eaton P.S. Pump; W/Ross<br>Stg. Gear; W/100" Hose; ☆A .....   | <b>80216</b>    |                |             |
| Pressure - To Gear; W/Eaton P.S.<br>Pump; W/Ross Stg. Gear; W/Hydro<br>Max II; W/Hyd. Brakes; ☆A .....                                |                 |                | <b>91926</b> | Pressure - To Gear; W/Eaton P.S.<br>Pump; W/Ross Stg. Gear; W/Hydro<br>Max II; W/Hyd. Brakes; ☆A .....                                | <b>91926</b>    |                |             |
| Pressure; W/Eaton P.S. Pump; W/Hyd.<br>Brakes; ☆A .....   |                 |                | <b>91926</b> | Pressure; W/Eaton P.S. Pump; W/Hyd.<br>Brakes; ☆A .....   | <b>91926</b>    |                |             |
| <b>INTERNATIONAL/NAVISTAR V-8 9.0 L DIESEL ENG.</b>   |                 |                |              | <b>INTERNATIONAL/NAVISTAR V-8 9.0 L DIESEL ENG.</b>   |                 |                |             |
| Pressure; W/Rexroth P.S. Pump .....   |                 |                | <b>80215</b> | Pressure; W/Rexroth P.S. Pump .....   | <b>80215</b>    |                |             |
| Pressure - To Gear; W/Hyd. Brakes;<br>W/Eaton P.S. Pump; ☆A .....   |                 |                | <b>91926</b> | Pressure - To Gear; W/Hyd. Brakes;<br>W/Eaton P.S. Pump; ☆A .....   | <b>91926</b>    |                |             |
| <b>1979</b>   |                 |                |              | <b>1979</b>   |                 |                |             |
| <b>INTERNATIONAL/NAVISTAR DT466 DIESEL ENG.; INTERNATIONAL/NAVISTAR DTA466 DIESEL ENG.; INTERNATIONAL/NAVISTAR DTI466 DIESEL ENG.</b> |                 |                |              | <b>INTERNATIONAL/NAVISTAR DT466 DIESEL ENG.; INTERNATIONAL/NAVISTAR DTA466 DIESEL ENG.; INTERNATIONAL/NAVISTAR DTI466 DIESEL ENG.</b> |                 |                |             |
| Pressure; W/Eaton P.S. Pump; W/Ross<br>Stg. Gear; W/78" Hose; ☆A .....  |                 |                | <b>80214</b> | Pressure; W/Eaton P.S. Pump; W/Ross<br>Stg. Gear; W/78" Hose; ☆A .....  | <b>80214</b>    |                |             |
| Pressure; W/Eaton P.S. Pump; W/Ross<br>Stg. Gear; W/100" Hose; ☆A .....   |                 |                | <b>80216</b> | Pressure; W/Eaton P.S. Pump; W/Ross<br>Stg. Gear; W/100" Hose; ☆A .....   | <b>80216</b>    |                |             |
| Pressure - To Gear; W/Eaton P.S.<br>Pump; W/Ross Stg. Gear; W/Hydro<br>Max II; W/Hyd. Brakes; ☆A .....                                |                 |                | <b>91926</b> | Pressure - To Gear; W/Eaton P.S.<br>Pump; W/Ross Stg. Gear; W/Hydro<br>Max II; W/Hyd. Brakes; ☆A .....                                | <b>91926</b>    |                |             |
| Pressure; W/Eaton P.S. Pump; W/Hyd.<br>Brakes; ☆A .....   |                 |                | <b>91926</b> | Pressure; W/Eaton P.S. Pump; W/Hyd.<br>Brakes; ☆A .....   | <b>91926</b>    |                |             |
| <b>1955</b>   |                 |                |              | <b>1955</b>   |                 |                |             |
| <b>1988-1982</b>  |                 |                |              | <b>1988-1982</b>  |                 |                |             |
| <b>INTERNATIONAL/NAVISTAR DT466 DIESEL ENG.</b>   |                 |                |              | <b>INTERNATIONAL/NAVISTAR DT466 DIESEL ENG.</b>   |                 |                |             |
| Pressure; W/Eaton P.S. Pump; W/Ross<br>Stg. Gear; W/78" Hose; ☆A .....  |                 |                | <b>80214</b> | Pressure; W/Eaton P.S. Pump; W/Ross<br>Stg. Gear; W/78" Hose; ☆A .....  | <b>80214</b>    |                |             |

**SYSTEM PUMP & GEAR IDENT.**

**SYSTEM & COMPONENT IDENT.**

**PASS. CARS**

**LIGHT TRUCKS**

**MEDIUM/HEAVY TRUCKS**

**BUSES**

**HOSE NUMERICAL**

**REPAIR KITS**

**KIT NUMERICAL**

**ILLUSTRATIONS**

\* Cut From C.P.E. 3/8" I.D. Hose: 71350 (48"), 81352 (25').  
 † Cut From S.A.E. 1 1/32" I.D. Hose: 80062 (12"), 80063 (24"), 80064 (36"), 81353 (25').  
 ★ Cut From S.A.E. 3/8" I.D. Hose: 71224 (24"), 71236 (36"), 71206 (48"), 81206 (25'). May Also Use 3/8" C.P.E.  
 ♣ Cut From S.A.E. 5/8" I.D. Hose: 71351 (36").  
 □ Cut From 1/2" I.D. Suction Hose: 71296 (36"), 81354 (10').  
 ⚡ Cut From 5/8" I.D. Suction Hose: 71207 (42"), 81355 (10').  
 ✱ Cut From 3/4" I.D. Suction Hose: 71297 (36"), 81356 (10').  
 ☆ See Page A14 For Pump or Gear Identification.

② Two Required.  
 ③ Three Required.  
 ④ Four Required.  
 ⚡ Cut To Fit.  
 ♣ Replaces Both Upper and Lower Hose.  
 ▲ 252660 Adaptor Required For Some Models.  
 ✱ See Page A6 For Installation Procedure.



# Power Steering Hose for Medium and Heavy-Duty Trucks

|                           | Application   | Assembly Number | Multi-Use Hose | End Fitting | Application  | Assembly Number | Multi-Use Hose | End Fitting |
|---------------------------|---|-----------------|----------------|-------------|--|-----------------|----------------|-------------|
| SYSTEM PUMP & GEAR IDENT. | <b>INTERNATIONAL/NAVISTAR</b>   |                 |                |             | <b>INTERNATIONAL/NAVISTAR</b>  |                 |                |             |
|                           | <b>- Continued</b>  |                 |                |             | <b>- Continued</b>   |                 |                |             |
|                           | <b>1955 - Continued</b>   |                 |                |             | <b>2155 - Continued</b>  |                 |                |             |
| SYSTEM & COMPONENT IDENT. | <b>1988-1982 - Continued</b>  |                 |                |             | <b>1980 - Continued</b>  |                 |                |             |
|                           | <b>INTERNATIONAL/NAVISTAR DT466 DIESEL ENG. - Continued</b>   |                 |                |             | <b>INTERNATIONAL/NAVISTAR DT466 DIESEL ENG. - Continued</b>                                      |                 |                |             |
|                           | Pressure; W/Eaton P.S. Pump; W/Ross Stg. Gear; W/100" Hose; ☆A.....   | 80216           |                |             | Pressure - To Gear; W/Eaton P.S. Pump; W/Ross Stg. Gear; W/Hydro Max II; W/Hyd. Brakes; ☆A ..... | 91926           |                |             |
|                           | Pressure - To Gear; W/Eaton P.S. Pump; W/Ross Stg. Gear; W/Hydro Max II; W/Hyd. Brakes; ☆A .....                                      | 91926           |                |             | Pressure; W/Eaton P.S. Pump; W/Hyd. Brakes; ☆A .....   | 91926           |                |             |
| PASS. CARS                | <b>1981-1980</b>  |                 |                |             | <b>INTERNATIONAL/NAVISTAR V-8 9.0 L DIESEL ENG.</b>  |                 |                |             |
|                           | <b>INTERNATIONAL/NAVISTAR DT466 DIESEL ENG.</b>   |                 |                |             | Pressure; W/Rexroth P.S. Pump.....   |                 |                |             |
|                           | Pressure; W/Eaton P.S. Pump; W/Ross Stg. Gear; W/78" Hose; ☆A.....  | 80214           |                |             | Pressure - To Gear; W/Hyd. Brakes; W/Eaton P.S. Pump; ☆A.....                                    | 91926           |                |             |
|                           | Pressure; W/Eaton P.S. Pump; W/Ross Stg. Gear; W/100" Hose; ☆A.....   | 80216           |                |             |  |                 |                |             |
| LIGHT TRUCKS              | <b>INTERNATIONAL/NAVISTAR DT466 DIESEL ENG.</b>   |                 |                |             | <b>2554</b>  |                 |                |             |
|                           | Pressure - To Gear; W/Eaton P.S. Pump; W/Ross Stg. Gear; W/Hydro Max II; W/Hyd. Brakes; ☆A .....                                      | 91926           |                |             | <b>1988-1980</b>   |                 |                |             |
|                           | Pressure; W/Eaton P.S. Pump; W/Hyd. Brakes; ☆A .....  | 91926           |                |             | <b>INTERNATIONAL/NAVISTAR DT466 DIESEL ENG.</b>  |                 |                |             |
|                           | <b>INTERNATIONAL/NAVISTAR V-8 9.0 L DIESEL ENG.</b>   |                 |                |             | Pressure; W/Eaton P.S. Pump; W/Ross Stg. Gear; W/78" Hose; ☆A.....                               |                 |                |             |
|                           | Pressure; W/Rexroth P.S. Pump.....  | 80215           |                |             | Pressure; W/Eaton P.S. Pump; W/Ross Stg. Gear; W/100" Hose; ☆A.....                              | 80216           |                |             |
|                           | Pressure - To Gear; W/Hyd. Brakes; W/Eaton P.S. Pump; ☆A.....   | 91926           |                |             | Pressure - To Gear; W/Eaton P.S. Pump; W/Ross Stg. Gear; W/Hydro Max II; W/Hyd. Brakes; ☆A ..... | 91926           |                |             |
| MEDIUM/HEAVY TRUCKS       | <b>1979</b>   |                 |                |             | <b>INTERNATIONAL/NAVISTAR DT466 DIESEL ENG.</b>  |                 |                |             |
|                           | <b>INTERNATIONAL/NAVISTAR DT466 DIESEL ENG.; INTERNATIONAL/NAVISTAR DTA466 DIESEL ENG.; INTERNATIONAL/NAVISTAR DTI466 DIESEL ENG.</b> |                 |                |             | Pressure; W/Eaton P.S. Pump; W/Ross Stg. Gear; W/78" Hose; ☆A.....                               |                 |                |             |
|                           | Pressure; W/Eaton P.S. Pump; W/Ross Stg. Gear; W/100" Hose; ☆A.....   | 80214           |                |             | Pressure; W/Eaton P.S. Pump; W/Ross Stg. Gear; W/100" Hose; ☆A.....                              | 80216           |                |             |
|                           | Pressure - To Gear; W/Eaton P.S. Pump; W/Ross Stg. Gear; W/Hydro Max II; W/Hyd. Brakes; ☆A .....                                      | 91926           |                |             | Pressure - To Gear; W/Eaton P.S. Pump; W/Hyd. Brakes; ☆A .....                                   | 91926           |                |             |
|                           | Pressure; W/Eaton P.S. Pump; W/Hyd. Brakes; ☆A .....  | 91926           |                |             |  |                 |                |             |
| BUSES                     | <b>2155</b>   |                 |                |             | <b>1978</b>  |                 |                |             |
|                           | <b>1988-1981</b>  |                 |                |             | <b>INTERNATIONAL/NAVISTAR DT466 DIESEL ENG.</b>  |                 |                |             |
|                           | <b>INTERNATIONAL/NAVISTAR DT466 DIESEL ENG.</b>   |                 |                |             | Pressure; W/Eaton P.S. Pump; W/Ross Stg. Gear; W/78" Hose; ☆A.....                               |                 |                |             |
|                           | Pressure; W/Eaton P.S. Pump; W/Ross Stg. Gear; W/100" Hose; ☆A.....   | 80214           |                |             | Pressure; W/Eaton P.S. Pump; W/Ross Stg. Gear; W/100" Hose; ☆A.....                              | 80216           |                |             |
|                           | Pressure - To Gear; W/Eaton P.S. Pump; W/Ross Stg. Gear; W/Hydro Max II; W/Hyd. Brakes; ☆A .....                                      | 91926           |                |             | Pressure - To Gear; W/Eaton P.S. Pump; W/Ross Stg. Gear; W/Hydro Max II; W/Hyd. Brakes; ☆A ..... | 91926           |                |             |
|                           | Pressure; W/Eaton P.S. Pump; W/Hyd. Brakes; ☆A .....  | 91926           |                |             | Pressure; W/Eaton P.S. Pump; W/Hyd. Brakes; ☆A .....   | 91926           |                |             |
| HOSE NUMERICAL            | <b>1980</b>   |                 |                |             | <b>2654</b>  |                 |                |             |
|                           | <b>INTERNATIONAL/NAVISTAR DT466 DIESEL ENG.</b>   |                 |                |             | <b>1978</b>  |                 |                |             |
|                           | <b>INTERNATIONAL/NAVISTAR DT466 DIESEL ENG.</b>   |                 |                |             | <b>INTERNATIONAL/NAVISTAR DT466 DIESEL ENG.</b>  |                 |                |             |
|                           | Pressure; W/Eaton P.S. Pump; W/Ross Stg. Gear; W/78" Hose; ☆A.....  | 80214           |                |             | Pressure; W/Eaton P.S. Pump; W/Ross Stg. Gear; W/78" Hose; ☆A.....                               | 80214           |                |             |
|                           | Pressure; W/Eaton P.S. Pump; W/Ross Stg. Gear; W/100" Hose; ☆A.....   | 80216           |                |             | Pressure; W/Eaton P.S. Pump; W/Ross Stg. Gear; W/100" Hose; ☆A.....                              | 80216           |                |             |
|                           | Pressure - To Gear; W/Eaton P.S. Pump; W/Ross Stg. Gear; W/Hydro Max II; W/Hyd. Brakes; ☆A .....                                      | 91926           |                |             | Pressure - To Gear; W/Eaton P.S. Pump; W/Ross Stg. Gear; W/Hydro Max II; W/Hyd. Brakes; ☆A ..... | 91926           |                |             |
|                           | Pressure; W/Eaton P.S. Pump; W/Hyd. Brakes; ☆A .....  | 91926           |                |             | Pressure; W/Eaton P.S. Pump; W/Hyd. Brakes; ☆A .....   | 91926           |                |             |
| REPAIR KITS               | <b>4600</b>   |                 |                |             | <b>1978</b>  |                 |                |             |
|                           | <b>1980</b>   |                 |                |             | <b>INTERNATIONAL/NAVISTAR DT466 DIESEL ENG.</b>  |                 |                |             |
|                           | <b>INTERNATIONAL/NAVISTAR DT466 DIESEL ENG.</b>   |                 |                |             | <b>INTERNATIONAL/NAVISTAR DT466 DIESEL ENG.</b>  |                 |                |             |
|                           | Pressure; W/Eaton P.S. Pump; W/Ross Stg. Gear; W/78" Hose; ☆A.....  | 80214           |                |             | Pressure; W/Eaton P.S. Pump; W/Ross Stg. Gear; W/78" Hose; ☆A.....                               | 80214           |                |             |
|                           | Pressure; W/Eaton P.S. Pump; W/Ross Stg. Gear; W/100" Hose; ☆A.....   | 80216           |                |             | Pressure; W/Eaton P.S. Pump; W/Ross Stg. Gear; W/100" Hose; ☆A.....                              | 80216           |                |             |
|                           | Pressure - To Gear; W/Eaton P.S. Pump; W/Ross Stg. Gear; W/Hydro Max II; W/Hyd. Brakes; ☆A .....                                      | 91926           |                |             | Pressure - To Gear; W/Eaton P.S. Pump; W/Ross Stg. Gear; W/Hydro Max II; W/Hyd. Brakes; ☆A ..... | 91926           |                |             |
|                           | Pressure; W/Eaton P.S. Pump; W/Hyd. Brakes; ☆A .....  | 91926           |                |             | Pressure; W/Eaton P.S. Pump; W/Hyd. Brakes; ☆A .....   | 91926           |                |             |
| KIT NUMERICAL             | <b>4600</b>   |                 |                |             | <b>1978</b>  |                 |                |             |
|                           | <b>1980</b>   |                 |                |             | <b>INTERNATIONAL/NAVISTAR DT466 DIESEL ENG.</b>  |                 |                |             |
|                           | <b>INTERNATIONAL/NAVISTAR DT466 DIESEL ENG.</b>   |                 |                |             | <b>INTERNATIONAL/NAVISTAR V-8 7.3 L DIESEL ENG.</b>  |                 |                |             |
|                           | Pressure; W/Eaton P.S. Pump; W/Ross Stg. Gear; W/78" Hose; ☆A.....  | 80214           |                |             | Ross Stg. Gear .....   | 91932           |                |             |
|                           | Pressure; W/Eaton P.S. Pump; W/Ross Stg. Gear; W/100" Hose; ☆A.....   | 80216           |                |             |  |                 |                |             |

- \* Cut From C.P.E. 3/8" I.D. Hose: 71350 (48"), 81352 (25').
- † Cut From S.A.E. 11/32" I.D. Hose: 80062 (12"), 80063 (24"), 80064 (36"), 81353 (25').
- ★ Cut From S.A.E. 3/8" I.D. Hose: 71224 (24"), 71236 (36"), 71206 (48"), 81206 (25'). May Also Use 3/8" C.P.E.
- ♣ Cut From S.A.E. 5/8" I.D. Hose: 71351 (36").
- Cut From 1/2" I.D. Suction Hose: 71296 (36"), 81354 (10').
- ⊕ Cut From 5/8" I.D. Suction Hose: 71207 (42"), 81355 (10').
- ✱ Cut From 3/4" I.D. Suction Hose: 71297 (36"), 81356 (10').
- ☆ See Page A14 For Pump or Gear Identification.
- ② Two Required.
- ③ Three Required.
- ④ Four Required.
- ≠ Cut To Fit.
- ⊗ Replaces Both Upper and Lower Hose.
- ▲ 252660 Adaptor Required For Some Models.
- ✱ See Page A6 For Installation Procedure.

# Power Steering Hose for Medium and Heavy-Duty Trucks

| Application  | Assembly Number | Multi-Use Hose | End Fitting | Application   | Assembly Number | Multi-Use Hose | End Fitting |                           |  |  |  |                           |  |  |  |
|--|-----------------|----------------|-------------|---|-----------------|----------------|-------------|---------------------------|--|--|--|---------------------------|--|--|--|
| <b>INTERNATIONAL/NAVISTAR</b><br>- Continued<br><br><b>4700</b><br><br><b>1993-1990</b><br><b>INTERNATIONAL/NAVISTAR DT360 DIESEL ENG.</b><br>Pressure - From Pump ..... 80215<br>Ross Stg. Gear ..... 91932 |                 |                |             | <b>INTERNATIONAL/NAVISTAR</b><br>- Continued<br><br><b>4900</b><br><br><b>1993</b><br><b>INTERNATIONAL/NAVISTAR DT360 DIESEL ENG.; INTERNATIONAL/NAVISTAR DT466 DIESEL ENG.</b><br>Pressure - From Pump ..... 80215<br>Ross Stg. Gear ..... 91932 |                 |                |             | SYSTEM PUMP & GEAR IDENT. |  |  |  |                           |  |  |  |
| <b>4800</b><br><br><b>1993-1990</b><br><b>INTERNATIONAL/NAVISTAR DT360 DIESEL ENG.; INTERNATIONAL/NAVISTAR DT466 DIESEL ENG.</b><br>Pressure - From Pump ..... 80215<br>Ross Stg. Gear ..... 91932           |                 |                |             | <b>1992-1990</b><br><b>INTERNATIONAL/NAVISTAR DT466 DIESEL ENG.</b><br>Pressure - From Pump ..... 80215<br>Ross Stg. Gear ..... 91932   |                 |                |             |                           |  |  |  | SYSTEM & COMPONENT IDENT. |  |  |  |
| <b>7100</b><br><br><b>1993-1990</b><br><b>INTERNATIONAL/NAVISTAR DT466 DIESEL ENG.</b><br>Pressure - From Pump ..... 80215<br>Ross Stg. Gear ..... 91932   |                 |                |             | <b>1993-1990</b><br><b>INTERNATIONAL/NAVISTAR DT466 DIESEL ENG.</b><br>Pressure - From Pump ..... 80215<br>Ross Stg. Gear ..... 91932   |                 |                |             |                           |  |  |  |                           |  |  |  |
|  |                 |                |             |   |                 |                |             | LIGHT TRUCKS              |  |  |  |                           |  |  |  |
|  |                 |                |             |   |                 |                |             |                           |  |  |  | MEDIUM/HEAVY TRUCKS       |  |  |  |
|  |                 |                |             |   |                 |                |             |                           |  |  |  |                           |  |  |  |
|  |                 |                |             |   |                 |                |             | HOSE NUMERICAL            |  |  |  |                           |  |  |  |
|  |                 |                |             |   |                 |                |             |                           |  |  |  | REPAIR KITS               |  |  |  |
|  |                 |                |             |   |                 |                |             |                           |  |  |  |                           |  |  |  |
|  |                 |                |             |   |                 |                |             | ILLUSTRATIONS             |  |  |  |                           |  |  |  |

\* Cut From C.P.E. 3/8" I.D. Hose: 71350 (48"), 81352 (25').  
 † Cut From S.A.E. 11/32" I.D. Hose: 80062 (12"), 80063 (24"), 80064 (36"), 81353 (25').  
 ★ Cut From S.A.E. 3/8" I.D. Hose: 71224 (24"), 71236 (36"), 71206 (48"), 81206 (25'). May Also Use 3/8" C.P.E.  
 ♣ Cut From S.A.E. 5/8" I.D. Hose: 71351 (36").  
 □ Cut From 1/2" I.D. Suction Hose: 71296 (36"), 81354 (10').  
 ⚡ Cut From 5/8" I.D. Suction Hose: 71207 (42"), 81355 (10').  
 ✱ Cut From 3/4" I.D. Suction Hose: 71297 (36"), 81356 (10').  
 ☆ See Page A14 For Pump or Gear Identification.

② Two Required.  
 ③ Three Required.  
 ④ Four Required.  
 ✂ Cut To Fit.  
 ⚙ Replaces Both Upper and Lower Hose.  
 ▲ 252660 Adaptor Required For Some Models.  
 ✦ See Page A6 For Installation Procedure.

# Power Steering Hose for Buses

## Alphabetical Listing

SYSTEM  
PUMP &  
GEAR  
IDENT.

SYSTEM &  
COM-  
PONENT  
IDENT.

PASS.  
CARS

LIGHT  
TRUCKS

MEDIUM/  
HEAVY  
TRUCKS

BUSES

HOSE  
NUMER-  
ICAL

REPAIR  
KITS

KIT  
NUMER-  
ICAL

ILLUST-  
RATIONS

| Application   | Assembly Number | Multi-Use Hose | End Fitting | Application   | Assembly Number | Multi-Use Hose | End Fitting |
|---|-----------------|----------------|-------------|---|-----------------|----------------|-------------|
| <b>CHEVROLET</b>  |                 |                |             | <b>CHEVROLET - Continued</b>  |                 |                |             |
| <b>B7 SERIES</b>  |                 |                |             | <b>B60 B6P SERIES - Continued</b>   |                 |                |             |
| <b>1995-1993</b>  |                 |                |             | <b>1989-1987 - Continued</b>  |                 |                |             |
| <b>CATERPILLAR 3116 DIESEL ENG.</b>   |                 |                |             | <b>GM V-8 5.7 L ENG.; GM V-8 6.0 L ENG.</b>                               |                 |                |             |
| Pressure - From Pump; W/Air Brakes;   |                 |                |             | Pressure; W/Air Brakes; W/24" P.S.  |                 |                |             |
| W/Ross Stg. Gear..... 91942   |                 |                |             | Assy..... 80195   |                 |                |             |
| Pressure - To Gear; W/Hyd. Brakes;  |                 |                |             | Pressure; W/Hyd. Brakes..... 80196  |                 |                |             |
| W/Saginaw Stg. Gear; ☆N..... 91925  |                 |                |             |   |                 |                |             |
| <b>1991-1990</b>  |                 |                |             | <b>1986-1985</b>  |                 |                |             |
| <b>GM V-8 5.7 L ENG.; GM V-8 6.0 L ENG.; GM V-8 7.0 L ENG.; GM V-8 7.4 L ENG.</b> |                 |                |             | <b>DETROIT DIESEL V-8 8.2 L DIESEL ENG.</b>                               |                 |                |             |
| Pressure; W/Air Brakes; W/24" P.S.  |                 |                |             | Pressure; W/5000, 7000, 9000 Lb. Axle 80199                               |                 |                |             |
| Assy..... 80195   |                 |                |             | <b>GM V-8 5.7 L ENG.; GM V-8 6.0 L ENG.</b>                               |                 |                |             |
| Pressure; W/Hyd. Brakes..... 80196  |                 |                |             | Pressure; W/Air Brakes; W/24" P.S.  |                 |                |             |
|   |                 |                |             | Assy..... 80195   |                 |                |             |
|   |                 |                |             | Pressure; W/Air Brakes; W/39" P.S.  |                 |                |             |
|   |                 |                |             | Assy..... 80197   |                 |                |             |
|   |                 |                |             | Pressure; W/Hyd. Brakes..... 80196  |                 |                |             |
| <b>1978-1977</b>  |                 |                |             | <b>1984-1983</b>  |                 |                |             |
| <b>GM V-8 350 ENG.; GM V-8 366 ENG.; GM V-8 427 ENG.; GM V-8 454 ENG.</b>         |                 |                |             | <b>DETROIT DIESEL V-8 8.2 L DIESEL ENG.</b>                               |                 |                |             |
| Pressure; W/Air Brakes; W/24" P.S.  |                 |                |             | Pressure; W/5000, 7000, 9000 Lb. Axle 80199                               |                 |                |             |
| Assy..... 80195   |                 |                |             | <b>GM V-8 5.7 L ENG.; GM V-8 6.0 L ENG.; GM V-8 7.0 L ENG.</b>            |                 |                |             |
| Pressure; W/Air Brakes; W/39" P.S.  |                 |                |             | Pressure; W/Air Brakes; W/24" P.S.  |                 |                |             |
| Assy..... 80197   |                 |                |             | Assy..... 80195   |                 |                |             |
| Pressure; W/Hyd. Brakes..... 80196  |                 |                |             | Pressure; W/Air Brakes; W/39" P.S.  |                 |                |             |
|   |                 |                |             | Assy..... 80197   |                 |                |             |
|   |                 |                |             | Pressure; W/Hyd. Brakes..... 80196  |                 |                |             |
| <b>1973</b>   |                 |                |             | <b>1982-1980</b>  |                 |                |             |
| <b>GM V-8 350 ENG.; GM V-8 366 ENG.; GM V-8 427 ENG.; GM V-8 454 ENG.</b>         |                 |                |             | <b>GM V-8 5.7 L ENG.; GM V-8 6.0 L ENG.; GM V-8 7.0 L ENG.</b>            |                 |                |             |
| Cyl..... ②71301   |                 |                |             | Pressure; W/Air Brakes; W/24" P.S.  |                 |                |             |
| Pressure..... 71305   |                 |                |             | Assy..... 80195   |                 |                |             |
| Return..... *   |                 |                |             | Pressure; W/Air Brakes; W/39" P.S.  |                 |                |             |
|   |                 |                |             | Assy..... 80197   |                 |                |             |
|   |                 |                |             | Pressure; W/Hyd. Brakes..... 80196  |                 |                |             |
| <b>1972-1969</b>  |                 |                |             | <b>1979-1977</b>  |                 |                |             |
| <b>GM V-8 350 ENG.; GM V-8 366 ENG.; GM V-8 427 ENG.; GM V-8 454 ENG.</b>         |                 |                |             | <b>GM V-8 350 ENG.; GM V-8 366 ENG.; GM V-8 427 ENG.; GM V-8 454 ENG.</b> |                 |                |             |
| Cyl..... ②71301   |                 |                |             | Pressure; W/Air Brakes; W/24" P.S.  |                 |                |             |
| Pressure..... 71302   |                 |                |             | Assy..... 80195   |                 |                |             |
| Return..... *   |                 |                |             | Pressure; W/Air Brakes; W/39" P.S.  |                 |                |             |
|   |                 |                |             | Assy..... 80197   |                 |                |             |
|   |                 |                |             | Pressure; W/Hyd. Brakes..... 80196  |                 |                |             |
| <b>B60 B6P SERIES</b>   |                 |                |             | <b>1973</b>   |                 |                |             |
| <b>1991-1990</b>  |                 |                |             | <b>GM V-8 350 ENG.; GM V-8 366 ENG.; GM V-8 427 ENG.; GM V-8 454 ENG.</b> |                 |                |             |
| <b>DETROIT DIESEL V-8 8.2 L DIESEL ENG.</b>                                       |                 |                |             | Cyl..... ②71301   |                 |                |             |
| Pressure; W/5000, 7000, 9000 Lb. Axle 80199                                       |                 |                |             | Pressure..... 71305   |                 |                |             |
| <b>GM V-8 5.7 L ENG.; GM V-8 6.0 L ENG.; GM V-8 7.0 L ENG.; GM V-8 7.4 L ENG.</b> |                 |                |             | Return..... *   |                 |                |             |
| Pressure; W/Air Brakes; W/24" P.S.  |                 |                |             |   |                 |                |             |
| Assy..... 80195   |                 |                |             |   |                 |                |             |
| Pressure; W/Hyd. Brakes..... 80196  |                 |                |             |   |                 |                |             |
| <b>1989-1987</b>  |                 |                |             | <b>1972-1969</b>  |                 |                |             |
| <b>DETROIT DIESEL V-8 8.2 L DIESEL ENG.</b>                                       |                 |                |             | <b>GM V-8 350 ENG.; GM V-8 366 ENG.; GM V-8 427 ENG.; GM V-8 454 ENG.</b> |                 |                |             |
| Pressure; W/5000, 7000, 9000 Lb. Axle 80199                                       |                 |                |             | Cyl..... ②71301   |                 |                |             |

\* Cut From C.P.E. 3/8" I.D. Hose: 71350 (48"), 81352 (25').

† Cut From S.A.E. 11/32" I.D. Hose: 80062 (12"), 80063 (24"), 80064 (36"), 81353 (25').

★ Cut From S.A.E. 3/8" I.D. Hose: 71224 (24"), 71236 (36"), 71206 (48"), 81206 (25'). May Also Use 3/8" C.P.E.

♣ Cut From S.A.E. 5/8" I.D. Hose: 71351 (36").

□ Cut From 1/2" I.D. Suction Hose: 71296 (36"), 81354 (10').

⊕ Cut From 5/8" I.D. Suction Hose: 71207 (42"), 81355 (10').

✱ Cut From 3/4" I.D. Suction Hose: 71297 (36"), 81356 (10').

☆ See Page A14 For Pump or Gear Identification.

② Two Required.

③ Three Required.

④ Four Required.

≠ Cut To Fit.

⊗ Replaces Both Upper and Lower Hose.

▲ 252660 Adaptor Required For Some Models.

✱ See Page A6 For Installation Procedure.

# Power Steering Hose for Buses

| Application   | Assembly Number | Multi-Use Hose | End Fitting | Application   | Assembly Number | Multi-Use Hose | End Fitting |
|---|-----------------|----------------|-------------|---|-----------------|----------------|-------------|
| <b>CHEVROLET - Continued</b>  |                 |                |             | <b>CHEVROLET - Continued</b>  |                 |                |             |
| <b>B60 B6P SERIES - Continued</b>   |                 |                |             | <b>S60 B6P SERIES - Continued</b>   |                 |                |             |
| <b>1972-1969 - Continued</b>  |                 |                |             | <b>1978-1975 - Continued</b>  |                 |                |             |
| <b>GM V-8 350 ENG.; GM V-8 366 ENG.; GM V-8 427 ENG.; GM V-8 454 ENG. - Continued</b> |                 |                |             | <b>GM V-6 305 ENG.; GM V-6 351 ENG.; GM V-6 379 ENG.</b>  |                 |                |             |
| Pressure .....  | 71302           |                | 39212       | Cyl.....  | ②71301          |                |             |
| Return .....  |                 | ★              |             | Pressure .....  | 71305           |                |             |
|   |                 |                |             | Reservoir .....   |                 | ✳              |             |
|   |                 |                |             | Return .....  |                 | ★              |             |
| <b>S40</b>  |                 |                |             | <b>GM V-8 350 ENG.</b>  |                 |                |             |
| <b>1978</b>   |                 |                |             | Cyl.....  |                 |                |             |
| <b>GM 6-CYL. 292 ENG.</b>   |                 |                |             | ②71301  |                 |                |             |
| Cyl.....  | ②71301          |                |             | Pressure .....  | 71299           |                | 39856       |
| Pressure .....  | 71306           |                |             | Reservoir .....   |                 | ✳              |             |
| Reservoir .....   |                 | ✳              |             | Return .....  |                 | ★              |             |
| Return .....  |                 | ★              |             | <b>1974-1973</b>  |                 |                |             |
|   |                 |                |             | <b>GM 6-CYL. 292 ENG.; GM V-8 350 ENG.; GM V-8 366 ENG.</b>   |                 |                |             |
|   |                 |                |             | Cyl.....  |                 |                |             |
|   |                 |                |             | ②71301  |                 |                |             |
|   |                 |                |             | Pressure .....  |                 |                |             |
|   |                 |                |             | 71306   |                 |                |             |
|   |                 |                |             | Reservoir .....   |                 |                |             |
|   |                 |                |             | ✳   |                 |                |             |
|   |                 |                |             | Return .....  |                 |                |             |
|   |                 |                |             | ★   |                 |                |             |
|   |                 |                |             | <b>GM V-6 305 ENG.; GM V-6 351 ENG.; GM V-6 379 ENG.</b>  |                 |                |             |
|   |                 |                |             | Cyl.....  |                 |                |             |
|   |                 |                |             | ②71301  |                 |                |             |
|   |                 |                |             | Pressure .....  |                 |                |             |
|   |                 |                |             | 71305   |                 |                |             |
|   |                 |                |             | Reservoir .....   |                 |                |             |
|   |                 |                |             | ✳   |                 |                |             |
|   |                 |                |             | Return .....  |                 |                |             |
|   |                 |                |             | ★   |                 |                |             |
|   |                 |                |             | <b>1972-1969</b>  |                 |                |             |
|   |                 |                |             | <b>GM V-8 350 ENG.; GM V-8 366 ENG.</b>   |                 |                |             |
|   |                 |                |             | Cyl.....  |                 |                |             |
|   |                 |                |             | ②71301  |                 |                |             |
|   |                 |                |             | Pressure .....  |                 |                |             |
|   |                 |                |             | 71302   |                 |                |             |
|   |                 |                |             | Return .....  |                 |                |             |
|   |                 |                |             | ★   |                 |                |             |
|   |                 |                |             | <b>S65</b>  |                 |                |             |
|   |                 |                |             | <b>1978-1975</b>  |                 |                |             |
|   |                 |                |             | <b>GM V-6 305 ENG.; GM V-6 351 ENG.; GM V-6 379 ENG.; GM V-6 401 ENG.; GM V-6 432 ENG.; GM V-6 478 ENG.</b> |                 |                |             |
|   |                 |                |             | Cyl.....  |                 |                |             |
|   |                 |                |             | ②71301  |                 |                |             |
|   |                 |                |             | Pressure .....  |                 |                |             |
|   |                 |                |             | 71305   |                 |                |             |
|   |                 |                |             | Reservoir .....   |                 |                |             |
|   |                 |                |             | ✳   |                 |                |             |
|   |                 |                |             | Return .....  |                 |                |             |
|   |                 |                |             | ★   |                 |                |             |
|   |                 |                |             | <b>GM V-8 366 ENG.</b>  |                 |                |             |
|   |                 |                |             | Cyl.....  |                 |                |             |
|   |                 |                |             | ②71301  |                 |                |             |
|   |                 |                |             | Pressure .....  |                 |                |             |
|   |                 |                |             | 71306   |                 |                |             |
|   |                 |                |             | Reservoir .....   |                 |                |             |
|   |                 |                |             | ✳   |                 |                |             |
|   |                 |                |             | Return .....  |                 |                |             |
|   |                 |                |             | ★   |                 |                |             |
|   |                 |                |             | <b>1974-1973</b>  |                 |                |             |
|   |                 |                |             | <b>GM V-6 305 ENG.; GM V-6 351 ENG.; GM V-6 379 ENG.; GM V-6 401 ENG.; GM V-6 432 ENG.; GM V-6 478 ENG.</b> |                 |                |             |
|   |                 |                |             | Cyl.....  |                 |                |             |
|   |                 |                |             | ②71301  |                 |                |             |
|   |                 |                |             | Pressure .....  |                 |                |             |
|   |                 |                |             | 71305   |                 |                |             |
|   |                 |                |             | Reservoir .....   |                 |                |             |
|   |                 |                |             | ✳   |                 |                |             |
|   |                 |                |             | Return .....  |                 |                |             |
|   |                 |                |             | ★   |                 |                |             |
| <b>S50</b>  |                 |                |             | <b>DODGE</b>  |                 |                |             |
| <b>1978-1975</b>  |                 |                |             | <b>S400</b>   |                 |                |             |
| <b>GM 6-CYL. 292 ENG.; GM V-8 366 ENG.</b>  |                 |                |             | <b>1976-1974</b>  |                 |                |             |
| Cyl.....  |                 |                |             | <b>GM V-8 318 ENG.</b>  |                 |                |             |
| ②71301  |                 |                |             | Cyl.....  |                 |                |             |
| Pressure .....  |                 |                |             | ②71303  |                 |                |             |
| 71306   |                 |                |             | Pressure; W/Integral P.S. ....  |                 |                |             |
| Reservoir .....   |                 |                |             | 70216   |                 |                |             |
| ✳   |                 |                |             |   |                 |                |             |
| Return .....  |                 |                |             |   |                 |                |             |
| ★   |                 |                |             |   |                 |                |             |
| <b>S60 B6P SERIES</b>   |                 |                |             |   |                 |                |             |
| <b>1978-1975</b>  |                 |                |             |   |                 |                |             |
| <b>GM 6-CYL. 292 ENG.; GM V-8 366 ENG.</b>  |                 |                |             |   |                 |                |             |
| Cyl.....  |                 |                |             |   |                 |                |             |
| ②71301  |                 |                |             |   |                 |                |             |
| Pressure .....  |                 |                |             |   |                 |                |             |
| 71306   |                 |                |             |   |                 |                |             |
| Reservoir .....   |                 |                |             |   |                 |                |             |
| ✳   |                 |                |             |   |                 |                |             |
| Return .....  |                 |                |             |   |                 |                |             |
| ★   |                 |                |             |   |                 |                |             |

\* Cut From C.P.E. 3/8" I.D. Hose: 71350 (48"), 81352 (25').  
 † Cut From S.A.E. 11/32" I.D. Hose: 80062 (12"), 80063 (24"), 80064 (36"), 81353 (25').  
 ✳ Cut From S.A.E. 3/8" I.D. Hose: 71224 (24"), 71236 (36"), 71206 (48"), 81206 (25'). May Also Use 3/8" C.P.E.  
 ★ Cut From S.A.E. 5/8" I.D. Hose: 71351 (36").  
 □ Cut From 1/2" I.D. Suction Hose: 71296 (36"), 81354 (10').  
 ◊ Cut From 5/8" I.D. Suction Hose: 71207 (42"), 81355 (10').  
 ✳ Cut From 3/4" I.D. Suction Hose: 71297 (36"), 81356 (10').  
 ☆ See Page A14 For Pump or Gear Identification.

② Two Required.  
 ③ Three Required.  
 ④ Four Required.  
 ✳ Cut To Fit.  
 ✳ Replaces Both Upper and Lower Hose.  
 ▲ 252660 Adaptor Required For Some Models.  
 ✳ See Page A6 For Installation Procedure.

SYSTEM PUMP & GEAR IDENT.

SYSTEM & COMPONENT IDENT.

PASS. CARS

LIGHT TRUCKS

MEDIUM/HEAVY TRUCKS

BUSES

HOSE NUMERICAL

REPAIR KITS

KIT NUMERICAL

ILLUSTRATIONS





# Power Steering Hose for Buses

| Application  | Assembly Number | Multi-Use Hose | End Fitting | Application  | Assembly Number | Multi-Use Hose | End Fitting |
|--|-----------------|----------------|-------------|--|-----------------|----------------|-------------|
| <b>DODGE - Continued</b>   |                 |                |             | <b>FORD - Continued</b>  |                 |                |             |
| <b>S700</b>  |                 |                |             | <b>B500 - Continued</b>  |                 |                |             |
| <b>1976-1975</b>   |                 |                |             | <b>1973 - Continued</b>  |                 |                |             |
| <b>DODGE V-8 360 ENG.; DODGE V-8 361 ENG.; DODGE V-8 413 ENG.</b>                                    |                 |                |             | <b>FORD V-8 330 ENG.; FORD V-8 359 ENG.; FORD V-8 361 ENG.; FORD V-8 389 ENG.; FORD V-8 391 ENG.</b> |                 |                |             |
| Cyl.....   | ②71304          |                |             | Pressure .....   | 71303           |                | 39856       |
| Pressure; W/Integral P.S. ....   | 71304           |                | 39852       | Return .....   | 71302           |                | 39856       |
| Pressure; W/Brake Booster; Upper .....   | 71304           |                |             | <b>1972-1970</b>   |                 |                |             |
| Pressure; W/Brake Booster; Lower .....   | 71302           |                |             | <b>FORD 6-CYL. 240 ENG.; FORD 6-CYL. 300 ENG.</b>  |                 |                |             |
| Return .....   | 71299           |                | 39853       | Pressure .....   | 71304           |                |             |
| <b>1973-1972</b>   |                 |                |             | Return .....   | 71299           |                |             |
| <b>DODGE V-8 361 ENG.; DODGE V-8 413 ENG.</b>  |                 |                |             | <b>FORD V-8 330 ENG.; FORD V-8 359 ENG.; FORD V-8 361 ENG.; FORD V-8 389 ENG.; FORD V-8 391 ENG.</b> |                 |                |             |
| Cyl.....   | ②71304          |                |             | Cyl. - Left Turn .....   | 71304           |                | 39856       |
| Pressure; Upper .....  | 71304           |                |             | Cyl. - Right Turn .....  | 71304           |                |             |
| Pressure; Lower .....  | 71302           |                |             | Pressure .....   | 71304           |                |             |
| Return .....   | 71299           |                | 39853       | Return .....   | 71302           |                | 39856       |
| <b>1971-1961</b>   |                 |                |             | <b>1969-1967</b>   |                 |                |             |
| <b>DODGE V-8 361 ENG.; DODGE V-8 413 ENG.</b>  |                 |                |             | <b>FORD 6-CYL. 240 ENG.; FORD 6-CYL. 300 ENG.</b>  |                 |                |             |
| Pressure; Upper .....  | 71304           |                |             | Cyl.....   | ②71304          |                |             |
| Pressure; Lower .....  | 71302           |                |             | Pressure .....   | 71304           |                |             |
| Return .....   | 71299           |                | 39853       | Return .....   | 71299           |                |             |
| <b>FORD</b>  |                 |                |             | <b>FORD V-8 330 ENG.; FORD V-8 359 ENG.; FORD V-8 361 ENG.; FORD V-8 389 ENG.; FORD V-8 391 ENG.</b> |                 |                |             |
| <b>B500</b>  |                 |                |             | Cyl.....   | ②71302          |                |             |
| <b>1979</b>  |                 |                |             | Pressure .....   | 71304           |                |             |
| <b>FORD 6-CYL. 240 ENG.; FORD 6-CYL. 300 ENG.</b>  |                 |                |             | Return .....   | 71302           |                | 39856       |
| Cyl. - Left Turn .....   | 71299           |                | 39857       | <b>B600</b>  |                 |                |             |
| Cyl. - Right Turn .....  | 71299           |                | 39856       | <b>1989-1987</b>   |                 |                |             |
| Pressure .....   | 71304           |                |             | <b>FORD V-8 6.1 L ENG.</b>   |                 |                |             |
| Reservoir .....  |                 | *              |             | Pressure; W/5500 Lb. Axle.....   | 91930           |                |             |
| Return .....   | 71300           |                |             | <b>1986-1985</b>   |                 |                |             |
| <b>1978-1977</b>   |                 |                |             | <b>DETROIT DIESEL V-8 8.2 L DIESEL ENG.</b>  |                 |                |             |
| <b>FORD 6-CYL. 240 ENG.; FORD 6-CYL. 300 ENG.</b>  |                 |                |             | Pressure; W/O 5500 Lb. Axle.....   | 91941           |                |             |
| Pressure .....   | 71304           |                |             | <b>FORD V-8 6.1 L ENG.</b>   |                 |                |             |
| Reservoir .....  |                 | *              |             | Pressure; W/5500 Lb. Axle.....   | 91930           |                |             |
| Return .....   | 71300           |                |             | <b>1984</b>  |                 |                |             |
| <b>FORD V-8 330 ENG.; FORD V-8 359 ENG.; FORD V-8 361 ENG.; FORD V-8 389 ENG.; FORD V-8 391 ENG.</b> |                 |                |             | <b>DETROIT DIESEL V-8 8.2 L DIESEL ENG.</b>  |                 |                |             |
| Pressure .....   | 71303           |                | 39856       | Pressure; W/O 5500 Lb. Axle; Feb. & Newer .....  | 91941           |                |             |
| Return .....   | 71302           |                | 39856       | <b>FORD V-8 6.1 L ENG.</b>   |                 |                |             |
| <b>1976-1974</b>   |                 |                |             | Pressure; W/5500 Lb. Axle.....   | 91930           |                |             |
| <b>FORD 6-CYL. 240 ENG.; FORD 6-CYL. 300 ENG.</b>  |                 |                |             | <b>1979</b>  |                 |                |             |
| Pressure .....   | 71304           |                |             | <b>FORD 6-CYL. 240 ENG.; FORD 6-CYL. 300 ENG.</b>  |                 |                |             |
| Reservoir .....  |                 | *              |             | Cyl. - Left Turn .....   | 71299           |                | 39857       |
| Return .....   | 71300           |                |             | Cyl. - Right Turn .....  | 71299           |                | 39856       |
| <b>FORD V-8 330 ENG.; FORD V-8 359 ENG.; FORD V-8 361 ENG.; FORD V-8 389 ENG.; FORD V-8 391 ENG.</b> |                 |                |             | Pressure .....   | 71304           |                |             |
| Pressure .....   | 71303           |                | 39856       | Reservoir .....  |                 | *              |             |
| Return .....   | 71302           |                |             | Return .....   | 71300           |                |             |
| <b>1973</b>  |                 |                |             | <b>1978-1977</b>   |                 |                |             |
| <b>FORD 6-CYL. 240 ENG.; FORD 6-CYL. 300 ENG.</b>  |                 |                |             | <b>FORD 6-CYL. 240 ENG.; FORD 6-CYL. 300 ENG.</b>  |                 |                |             |
| Pressure .....   | 71304           |                |             | Pressure .....   | 71304           |                |             |
| Reservoir .....  |                 | *              |             | Reservoir .....  |                 | *              |             |
| Return .....   | 71300           |                |             | Return .....   | 71300           |                |             |

\* Cut From C.P.E. 3/8" I.D. Hose: 71350 (48"), 81352 (25').

† Cut From S.A.E. 11/32" I.D. Hose: 80062 (12"), 80063 (24"), 80064 (36"), 81353 (25').

★ Cut From S.A.E. 3/8" I.D. Hose: 71224 (24"), 71236 (36"), 71206 (48"), 81206 (25'). May Also Use 3/8" C.P.E.

✦ Cut From S.A.E. 5/8" I.D. Hose: 71351 (36").

□ Cut From 1/2" I.D. Suction Hose: 71296 (36"), 81354 (10').

⊕ Cut From 5/8" I.D. Suction Hose: 71207 (42"), 81355 (10').

\* Cut From 3/4" I.D. Suction Hose: 71297 (36"), 81356 (10').

☆ See Page A14 For Pump or Gear Identification.

② Two Required.

③ Three Required.

④ Four Required.

⊕ Cut To Fit.

\* Replaces Both Upper and Lower Hose.

▲ 252660 Adaptor Required For Some Models.

✦ See Page A6 For Installation Procedure.

SYSTEM  
PUMP &  
GEAR  
IDENT.

SYSTEM &  
COM-  
PONENT  
IDENT.

PASS.  
CARS

LIGHT  
TRUCKS

MEDIUM/  
HEAVY  
TRUCKS

BUSES

HOSE  
NUMER-  
ICAL

REPAIR  
KITS

KIT  
NUMER-  
ICAL

ILLUSTRATIONS

# Power Steering Hose for Buses

|                           | Application  | Assembly Number | Multi-Use Hose | End Fitting | Application  | Assembly Number | Multi-Use Hose | End Fitting |
|---------------------------|--|-----------------|----------------|-------------|--|-----------------|----------------|-------------|
| SYSTEM PUMP & GEAR IDENT. | <b>FORD - Continued</b>  |                 |                |             | <b>FORD - Continued</b>  |                 |                |             |
|                           | <b>B600 - Continued</b>  |                 |                |             | <b>B700 - Continued</b>  |                 |                |             |
|                           | <b>1978-1977 - Continued</b>   |                 |                |             | <b>1984</b>  |                 |                |             |
| SYSTEM & COMPONENT IDENT. | <b>FORD V-8 330 ENG.; FORD V-8 359 ENG.; FORD V-8 361 ENG.; FORD V-8 389 ENG.; FORD V-8 391 ENG.</b> |                 |                |             | <b>DETROIT DIESEL V-8 8.2 L DIESEL ENG.</b>  |                 |                |             |
|                           | Pressure..... 71303  |                 |                | 39856       | Pressure; W/O 5500 Lb. Axle; Feb. & Newer..... 91941   |                 |                |             |
|                           | Return..... 71302  |                 |                | 39856       | <b>FORD V-8 6.1 L ENG.; FORD V-8 7.0 L ENG.</b>  |                 |                |             |
|                           | <b>1976-1974</b>   |                 |                |             | Pressure; W/5500 Lb. Axle..... 91930   |                 |                |             |
| PASS. CARS                | <b>FORD 6-CYL. 240 ENG.; FORD 6-CYL. 300 ENG.</b>  |                 |                |             | <b>1983-1982</b>   |                 |                |             |
|                           | Pressure..... 71304  |                 |                |             | <b>FORD V-8 6.1 L ENG.; FORD V-8 7.0 L ENG.</b>  |                 |                |             |
|                           | Reservoir..... *   |                 |                |             | Pressure; W/5500 Lb. Axle..... 91930   |                 |                |             |
|                           | Return..... 71300  |                 |                |             | <b>1981-1980</b>   |                 |                |             |
|                           | <b>FORD V-8 330 ENG.; FORD V-8 359 ENG.; FORD V-8 361 ENG.; FORD V-8 389 ENG.; FORD V-8 391 ENG.</b> |                 |                |             | <b>FORD V-8 6.1 L ENG.</b>   |                 |                |             |
|                           | Pressure..... 71303  |                 |                | 39856       | Pressure; W/5500 Lb. Axle..... 91930   |                 |                |             |
|                           | <b>1973</b>  |                 |                |             | <b>1978-1977</b>   |                 |                |             |
| LIGHT TRUCKS              | <b>FORD 6-CYL. 240 ENG.; FORD 6-CYL. 300 ENG.</b>  |                 |                |             | <b>FORD V-8 330 ENG.; FORD V-8 359 ENG.; FORD V-8 361 ENG.; FORD V-8 389 ENG.; FORD V-8 391 ENG.</b> |                 |                |             |
|                           | Pressure..... 71304  |                 |                |             | Pressure..... 71303  |                 |                | 39856       |
|                           | Reservoir..... *   |                 |                |             | Return..... 71302  |                 |                | 39856       |
|                           | Return..... 71300  |                 |                |             | <b>1976-1974</b>   |                 |                |             |
|                           | <b>FORD V-8 330 ENG.; FORD V-8 359 ENG.; FORD V-8 361 ENG.; FORD V-8 389 ENG.; FORD V-8 391 ENG.</b> |                 |                |             | <b>FORD V-8 330 ENG.; FORD V-8 359 ENG.; FORD V-8 361 ENG.; FORD V-8 389 ENG.; FORD V-8 391 ENG.</b> |                 |                |             |
|                           | Cyl. - Left Turn..... 71304  |                 |                | 39856       | Pressure..... 71303  |                 |                | 39856       |
|                           | Cyl. - Right Turn..... 71304   |                 |                |             | Return..... 71302  |                 |                |             |
|                           | Pressure..... 71303  |                 |                | 39856       | <b>1972-1970</b>   |                 |                |             |
| MEDIUM/HEAVY TRUCKS       | <b>1972-1970</b>   |                 |                |             | <b>FORD 6-CYL. 240 ENG.; FORD 6-CYL. 300 ENG.</b>  |                 |                |             |
|                           | <b>FORD 6-CYL. 240 ENG.; FORD 6-CYL. 300 ENG.</b>  |                 |                |             | Pressure..... 71304  |                 |                |             |
|                           | Pressure..... 71304  |                 |                |             | Return..... 71299  |                 |                |             |
|                           | Return..... 71299  |                 |                |             | <b>FORD V-8 330 ENG.; FORD V-8 359 ENG.; FORD V-8 361 ENG.; FORD V-8 389 ENG.; FORD V-8 391 ENG.</b> |                 |                |             |
|                           | <b>FORD V-8 330 ENG.; FORD V-8 359 ENG.; FORD V-8 361 ENG.; FORD V-8 389 ENG.; FORD V-8 391 ENG.</b> |                 |                |             | Cyl. - Left Turn..... 71304  |                 |                | 39856       |
|                           | Cyl. - Left Turn..... 71304  |                 |                | 39856       | Cyl. - Right Turn..... 71304   |                 |                | 39856       |
|                           | Cyl. - Right Turn..... 71304   |                 |                |             | Pressure..... 71303  |                 |                | 39856       |
|                           | Pressure..... 71304  |                 |                |             | Return..... 71302  |                 |                |             |
|                           | Return..... 71302  |                 |                | 39856       | <b>1969-1967</b>   |                 |                |             |
| BUSES                     | <b>1969-1967</b>   |                 |                |             | <b>FORD 6-CYL. 240 ENG.; FORD 6-CYL. 300 ENG.</b>  |                 |                |             |
|                           | <b>FORD 6-CYL. 240 ENG.; FORD 6-CYL. 300 ENG.</b>  |                 |                |             | Cyl..... ②71304  |                 |                |             |
|                           | Pressure..... 71304  |                 |                |             | Pressure..... 71304  |                 |                | 39856       |
|                           | Return..... 71299  |                 |                |             | Return..... 71302  |                 |                | 39856       |
|                           | <b>FORD V-8 330 ENG.; FORD V-8 359 ENG.; FORD V-8 361 ENG.; FORD V-8 389 ENG.; FORD V-8 391 ENG.</b> |                 |                |             | <b>FORD V-8 330 ENG.; FORD V-8 359 ENG.; FORD V-8 361 ENG.; FORD V-8 389 ENG.; FORD V-8 391 ENG.</b> |                 |                |             |
|                           | Cyl..... ②71302  |                 |                |             | Cyl. - Left Turn..... 71304  |                 |                | 39856       |
|                           | Pressure..... 71304  |                 |                |             | Cyl. - Right Turn..... 71304   |                 |                | 39856       |
|                           | Return..... 71302  |                 |                | 39856       | Pressure..... 71304  |                 |                | 39856       |
|                           | <b>B700</b>  |                 |                |             | Return..... 71302  |                 |                | 39856       |
|                           | <b>1989-1988</b>   |                 |                |             | <b>1969-1967</b>   |                 |                |             |
|                           | <b>FORD V-8 6.1 L ENG.; FORD V-8 7.0 L ENG.</b>  |                 |                |             | <b>FORD V-8 330 ENG.; FORD V-8 359 ENG.; FORD V-8 361 ENG.; FORD V-8 389 ENG.; FORD V-8 391 ENG.</b> |                 |                |             |
|                           | Pressure; W/5500 Lb. Axle..... 91930   |                 |                |             | Cyl..... ②71302  |                 |                |             |
|                           | <b>1987-1985</b>   |                 |                |             | Pressure..... 71304  |                 |                | 39856       |
|                           | <b>DETROIT DIESEL V-8 8.2 L DIESEL ENG.</b>  |                 |                |             | Return..... 71302  |                 |                |             |
|                           | Pressure; W/O 5500 Lb. Axle..... 91941   |                 |                |             | <b>B750</b>  |                 |                |             |
|                           | <b>FORD V-8 6.1 L ENG.; FORD V-8 7.0 L ENG.</b>  |                 |                |             | <b>1978-1977</b>   |                 |                |             |
|                           | Pressure; W/5500 Lb. Axle..... 91930   |                 |                |             | <b>FORD V-8 330 ENG.; FORD V-8 359 ENG.; FORD V-8 361 ENG.; FORD V-8 389 ENG.; FORD V-8 391 ENG.</b> |                 |                |             |
|                           |  |                 |                |             | Pressure..... 71303  |                 |                | 39856       |
|                           |  |                 |                |             | Return..... 71302  |                 |                | 39856       |

- \* Cut From C.P.E. 3/8" I.D. Hose: 71350 (48"), 81352 (25').
- † Cut From S.A.E. 1 1/32" I.D. Hose: 80062 (12"), 80063 (24"), 80064 (36"), 81353 (25').
- ★ Cut From S.A.E. 3/8" I.D. Hose: 71224 (24"), 71236 (36"), 71206 (48"), 81206 (25'). May Also Use 3/8" C.P.E.
- ♣ Cut From S.A.E. 5/8" I.D. Hose: 71351 (36").
- Cut From 1/2" I.D. Suction Hose: 71296 (36"), 81354 (10').
- ⊕ Cut From 5/8" I.D. Suction Hose: 71207 (42"), 81355 (10').
- \* Cut From 3/4" I.D. Suction Hose: 71297 (36"), 81356 (10').
- ☆ See Page A14 For Pump or Gear Identification.

- ② Two Required.
- ③ Three Required.
- ④ Four Required.
- ≠ Cut To Fit.
- ⊗ Replaces Both Upper and Lower Hose.
- ▲ 252660 Adaptor Required For Some Models.
- ♣ See Page A6 For Installation Procedure.

# Power Steering Hose for Buses

| Application   | Assembly Number | Multi-Use Hose | End Fitting | Application  | Assembly Number | Multi-Use Hose | End Fitting |
|---|-----------------|----------------|-------------|--|-----------------|----------------|-------------|
| <b>FORD - Continued</b>   |                 |                |             | <b>FORD - Continued</b>  |                 |                |             |
| <b>B750 - Continued</b>   |                 |                |             | <b>B7000</b>   |                 |                |             |
| <b>1976-1974</b>  |                 |                |             | <b>1979-1976</b>   |                 |                |             |
| FORD V-8 330 ENG.; FORD V-8 359 ENG.; FORD V-8 361 ENG.; FORD V-8 389 ENG.; FORD V-8 391 ENG. |                 |                |             | CATERPILLAR 3208 DIESEL ENG.   |                 |                |             |
| Pressure .....  | 71303           |                | 39856       | Pressure; W/Eaton P.S. Pump; ☆A.....   | 71304           |                |             |
|   |                 |                |             | Pressure; W/TRW P.S. Pump .....  | 71303           |                |             |
|   |                 |                |             | Return; W/TRW P.S. Pump.....   | 71301           |                | 39856       |
| <b>1973</b>   |                 |                |             | <b>1975</b>  |                 |                |             |
| FORD V-8 330 ENG.; FORD V-8 359 ENG.; FORD V-8 361 ENG.; FORD V-8 389 ENG.; FORD V-8 391 ENG. |                 |                |             | CATERPILLAR 3208 DIESEL ENG.; CATERPILLAR V150 DIESEL ENG.; CATERPILLAR V175 DIESEL ENG.; CATERPILLAR V190 DIESEL ENG.; CATERPILLAR V290 DIESEL ENG. |                 |                |             |
| Cyl. - Left Turn.....   | 71304           |                | 39856       | Pressure; W/Eaton P.S. Pump; ☆A.....   | 71304           |                |             |
| Cyl. - Right Turn .....   | 71304           |                |             | Pressure; W/TRW P.S. Pump .....  | 71303           |                |             |
| Pressure .....  | 71303           |                | 39856       | Return; W/TRW P.S. Pump.....   | 71301           |                | 39856       |
| <b>1972-1970</b>  |                 |                |             | <b>1974-1973</b>   |                 |                |             |
| FORD V-8 330 ENG.; FORD V-8 359 ENG.; FORD V-8 361 ENG.; FORD V-8 389 ENG.; FORD V-8 391 ENG. |                 |                |             | CATERPILLAR V150 DIESEL ENG.; CATERPILLAR V175 DIESEL ENG.; CATERPILLAR V190 DIESEL ENG.; CATERPILLAR V290 DIESEL ENG.                               |                 |                |             |
| Cyl. - Left Turn.....   | 71304           |                | 39856       | Pressure; W/Eaton P.S. Pump; ☆A.....   | 71304           |                |             |
| Cyl. - Right Turn .....   | 71304           |                |             | Pressure; W/TRW P.S. Pump .....  | 71303           |                |             |
| Pressure .....  | 71304           |                |             | Return; W/TRW P.S. Pump.....   | 71301           |                | 39856       |
| Return.....   | 71302           |                | 39856       | <b>1972-1971</b>   |                 |                |             |
| <b>1969-1967</b>  |                 |                |             | CATERPILLAR V150 DIESEL ENG.; CATERPILLAR V175 DIESEL ENG.; CATERPILLAR V190 DIESEL ENG.; CATERPILLAR V290 DIESEL ENG.                               |                 |                |             |
| FORD V-8 330 ENG.; FORD V-8 359 ENG.; FORD V-8 361 ENG.; FORD V-8 389 ENG.; FORD V-8 391 ENG. |                 |                |             | Cyl.....   |                 |                |             |
| Cyl.....  | ②71302          |                |             | Pressure .....   | 71303           |                |             |
| Pressure .....  | 71304           |                |             | Return .....   | 71301           |                | 39856       |
| Return.....   | 71302           |                | 39856       | <b>1969-1968</b>   |                 |                |             |
| <b>B6000</b>  |                 |                |             | CATERPILLAR V150 DIESEL ENG.; CATERPILLAR V175 DIESEL ENG.   |                 |                |             |
| <b>1975-1973</b>  |                 |                |             | CATERPILLAR V150 DIESEL ENG.; CATERPILLAR V175 DIESEL ENG.; CATERPILLAR V190 DIESEL ENG.; CATERPILLAR V290 DIESEL ENG.                               |                 |                |             |
| CATERPILLAR V150 DIESEL ENG.; CATERPILLAR V175 DIESEL ENG.                                    |                 |                |             | Cyl.; W/TRW P.S. Pump.....   |                 |                |             |
| Pressure; W/Eaton P.S. Pump; ☆A.....  | 71304           |                |             | Pressure; W/TRW P.S. Pump .....  | 71303           |                |             |
| Pressure; W/TRW P.S. Pump .....   | 71303           |                |             | Return; W/TRW P.S. Pump.....   | 71303           |                |             |
| Return; W/TRW P.S. Pump.....  | 71301           |                | 39856       | <b>DORSET 363 DIESEL ENG.</b>  |                 |                |             |
| <b>1972-1971</b>  |                 |                |             | Cyl.....   |                 |                |             |
| CATERPILLAR V150 DIESEL ENG.; CATERPILLAR V175 DIESEL ENG.                                    |                 |                |             | Pressure .....   |                 |                |             |
| Cyl.....  | ②71304          |                |             | Return .....   | 71302           |                | 39856       |
| Pressure .....  | 71303           |                |             | <b>1967</b>  |                 |                |             |
| Return.....   | 71301           |                | 39856       | DORSET 363 DIESEL ENG.   |                 |                |             |
| <b>1969-1968</b>  |                 |                |             | Cyl.....   |                 |                |             |
| CATERPILLAR V150 DIESEL ENG.; CATERPILLAR V175 DIESEL ENG.                                    |                 |                |             | Pressure .....   |                 |                |             |
| Cyl.; W/TRW P.S. Pump.....  | ②71304          |                |             | Return .....   | 71302           |                | 39856       |
| Pressure; W/TRW P.S. Pump .....   | 71303           |                |             | <b>GMC</b>   |                 |                |             |
| Return; W/TRW P.S. Pump.....  | 71303           |                |             | <b>B6000 B6P SERIES</b>  |                 |                |             |
| <b>DORSET 363 DIESEL ENG.</b>   |                 |                |             | <b>1995-1992</b>   |                 |                |             |
| Cyl.....  | ②71299          |                |             | CATERPILLAR 3116 DIESEL ENG.   |                 |                |             |
| Pressure .....  | 71304           |                |             | Pressure - From Pump; W/Air Brakes;  |                 |                |             |
| Return.....   | 71302           |                | 39856       | W/Ross Stg. Gear.....  |                 |                |             |
| <b>1967</b>   |                 |                |             | 91942  |                 |                |             |
| DORSET 363 DIESEL ENG.  |                 |                |             | Pressure - To Gear; W/Hyd. Brakes;   |                 |                |             |
| Cyl.....  | ②71299          |                |             | W/Saginaw Stg. Gear; ☆N.....   |                 |                |             |
| Pressure .....  | 71304           |                |             | 91925  |                 |                |             |
| Return .....  | 71302           |                | 39856       |  |                 |                |             |

- SYSTEM PUMP & GEAR IDENT.
- SYSTEM & COMPONENT IDENT.
- PASS. CARS
- LIGHT TRUCKS
- MEDIUM/HEAVY TRUCKS
- BUSES
- HOSE NUMERICAL
- REPAIR KITS
- KIT NUMERICAL
- ILLUSTRATIONS

\* Cut From C.P.E. 3/8" I.D. Hose: 71350 (48"), 81352 (25').  
 † Cut From S.A.E. 11/32" I.D. Hose: 80062 (12"), 80063 (24"), 80064 (36"), 81353 (25').  
 \* Cut From S.A.E. 3/8" I.D. Hose: 71224 (24"), 71236 (36"), 71206 (48"), 81206 (25'). May Also Use 3/8" C.P.E.  
 \* Cut From S.A.E. 5/8" I.D. Hose: 71351 (36").  
 □ Cut From 1/2" I.D. Suction Hose: 71296 (36"), 81354 (10').  
 † Cut From 5/8" I.D. Suction Hose: 71207 (42"), 81355 (10').  
 \* Cut From 3/4" I.D. Suction Hose: 71297 (36"), 81356 (10').  
 ☆ See Page A14 For Pump or Gear Identification.

② Two Required.  
 ③ Three Required.  
 ④ Four Required.  
 < Cut To Fit.  
 ⊗ Replaces Both Upper and Lower Hose.  
 ▲ 252660 Adaptor Required For Some Models.  
 ✦ See Page A6 For Installation Procedure.

# Power Steering Hose for Buses

|                                      | Application   | Assembly Number | Multi-Use Hose | End Fitting | Application   | Assembly Number | Multi-Use Hose | End Fitting |
|--------------------------------------|---|-----------------|----------------|-------------|---|-----------------|----------------|-------------|
| <b>SYSTEM PUMP &amp; GEAR IDENT.</b> | <b>GMC - Continued</b>  |                 |                |             | <b>GMC - Continued</b>  |                 |                |             |
|                                      | <b>B6000 B6P SERIES - Continued</b>   |                 |                |             | <b>B6000 B6P SERIES - Continued</b>                                       |                 |                |             |
|                                      | <b>1991</b>   |                 |                |             | <b>1980 - Continued</b>   |                 |                |             |
| <b>SYSTEM &amp; COMPONENT IDENT.</b> | <b>GM V-8 6.0 L ENG.; GM V-8 7.0 L ENG.; GM V-8 7.4 L ENG.</b>                    |                 |                |             | <b>GM V-8 5.7 L ENG.; GM V-8 6.0 L ENG.; GM V-8 7.0 L ENG.</b>            |                 |                |             |
|                                      | Pressure; W/Air Brakes; W/24" P.S.  |                 |                |             | - Continued   |                 |                |             |
|                                      | Assy..... 80195   |                 |                |             | Pressure; W/Air Brakes; W/39" P.S.  |                 |                |             |
|                                      | Pressure; W/Hyd. Brakes..... 80196  |                 |                |             | Assy..... 80197   |                 |                |             |
|                                      | <b>1990</b>   |                 |                |             | Pressure; W/Hyd. Brakes..... 80196  |                 |                |             |
|                                      | <b>DETROIT DIESEL V-8 8.2 L DIESEL ENG.</b>                                       |                 |                |             | Reservoir..... ☼  |                 |                |             |
|                                      | Pressure; W/5000, 7000, 9000 Lb. Axle 80199                                       |                 |                |             | Return..... ★   |                 |                |             |
| <b>PASS. CARS</b>                    | <b>GM V-8 5.7 L ENG.; GM V-8 6.0 L ENG.; GM V-8 7.0 L ENG.; GM V-8 7.4 L ENG.</b> |                 |                |             | <b>1979</b>   |                 |                |             |
|                                      | Pressure; W/Air Brakes; W/24" P.S.  |                 |                |             | <b>GM V-8 307 ENG.</b>  |                 |                |             |
|                                      | Assy..... 80195   |                 |                |             | Pressure..... 71300   |                 |                |             |
|                                      | Pressure; W/Hyd. Brakes..... 80196  |                 |                |             | Reservoir..... ☼  |                 |                |             |
|                                      | <b>1989-1987</b>  |                 |                |             | Return..... ★   |                 |                |             |
|                                      | <b>DETROIT DIESEL V-8 8.2 L DIESEL ENG.</b>                                       |                 |                |             | <b>GM V-8 350 ENG.; GM V-8 366 ENG.; GM V-8 427 ENG.; GM V-8 454 ENG.</b> |                 |                |             |
|                                      | Pressure; W/5000, 7000, 9000 Lb. Axle 80199                                       |                 |                |             | Pressure; W/Air Brakes; W/24" P.S.  |                 |                |             |
| <b>LIGHT TRUCKS</b>                  | <b>GM V-8 5.7 L ENG.; GM V-8 6.0 L ENG.</b>                                       |                 |                |             | Assy..... 80195   |                 |                |             |
|                                      | Pressure; W/Air Brakes; W/24" P.S.  |                 |                |             | Pressure; W/Air Brakes; W/39" P.S.  |                 |                |             |
|                                      | Assy..... 80195   |                 |                |             | Assy..... 80197   |                 |                |             |
|                                      | Pressure; W/Hyd. Brakes..... 80196  |                 |                |             | Pressure; W/Hyd. Brakes..... 80196  |                 |                |             |
|                                      | <b>1986-1985</b>  |                 |                |             | Reservoir..... ☼  |                 |                |             |
|                                      | <b>DETROIT DIESEL V-8 8.2 L DIESEL ENG.</b>                                       |                 |                |             | Return..... ★   |                 |                |             |
|                                      | Pressure; W/5000, 7000, 9000 Lb. Axle 80199                                       |                 |                |             | <b>S5000 SERIES</b>   |                 |                |             |
| <b>MEDIUM/HEAVY TRUCKS</b>           | <b>GM V-8 5.7 L ENG.; GM V-8 6.0 L ENG.</b>                                       |                 |                |             | <b>1974-1973</b>  |                 |                |             |
|                                      | Pressure; W/Air Brakes; W/24" P.S.  |                 |                |             | <b>GM 6-CYL. 230 ENG.; GM 6-CYL. 250 ENG.</b>                             |                 |                |             |
|                                      | Assy..... 80195   |                 |                |             | Cyl..... ②71301   |                 |                |             |
|                                      | Pressure; W/Hyd. Brakes..... 80196  |                 |                |             | Pressure..... 71306   |                 |                |             |
|                                      | <b>1984-1983</b>  |                 |                |             | Reservoir..... ☼  |                 |                |             |
|                                      | <b>DETROIT DIESEL V-8 8.2 L DIESEL ENG.</b>                                       |                 |                |             | Return..... ★   |                 |                |             |
|                                      | Pressure; W/5000, 7000, 9000 Lb. Axle 80199                                       |                 |                |             | <b>SE6000</b>   |                 |                |             |
|                                      | <b>GM V-8 5.7 L ENG.; GM V-8 6.0 L ENG.; GM V-8 7.0 L ENG.</b>                    |                 |                |             | <b>1978-1975</b>  |                 |                |             |
|                                      | Pressure; W/Air Brakes; W/24" P.S.  |                 |                |             | <b>GM V-8 307 ENG.; GM V-8 427 ENG.; GM V-8 454 ENG.</b>                  |                 |                |             |
|                                      | Assy..... 80195   |                 |                |             | Cyl..... ②71301   |                 |                |             |
|                                      | Pressure; W/Air Brakes; W/39" P.S.  |                 |                |             | Pressure; W/F070, F090 Axles..... 71300                                   |                 |                |             |
|                                      | Assy..... 80197   |                 |                |             | Reservoir..... ☼  |                 |                |             |
|                                      | Pressure; W/Hyd. Brakes..... 80196  |                 |                |             | Return..... ★   |                 |                |             |
| <b>BUSES</b>                         | <b>1982-1981</b>  |                 |                |             | <b>GM V-8 350 ENG.</b>  |                 |                |             |
|                                      | <b>GM V-8 5.7 L ENG.; GM V-8 6.0 L ENG.; GM V-8 7.0 L ENG.</b>                    |                 |                |             | Cyl..... ②71301   |                 |                |             |
|                                      | Pressure; W/Air Brakes; W/24" P.S.  |                 |                |             | Pressure; W/F070, F090 Axles..... 71300                                   |                 |                |             |
|                                      | Assy..... 80195   |                 |                |             | Pressure; W/O F070, F090 Axles..... 71299                                 |                 |                |             |
|                                      | Pressure; W/Air Brakes; W/39" P.S.  |                 |                |             | Reservoir..... ☼  |                 |                |             |
|                                      | Assy..... 80197   |                 |                |             | Return..... ★   |                 |                |             |
|                                      | Pressure; W/Hyd. Brakes..... 80196  |                 |                |             | <b>GM V-8 366 ENG.</b>  |                 |                |             |
|                                      | Reservoir..... ☼  |                 |                |             | Cyl..... ②71301   |                 |                |             |
|                                      | Return..... ★   |                 |                |             | Pressure; W/F070, F090 Axles..... 71300                                   |                 |                |             |
| <b>HOSE NUMERICAL</b>                | <b>1980</b>   |                 |                |             | Pressure; W/O F070, F090 Axles..... 71306                                 |                 |                |             |
|                                      | <b>DETROIT DIESEL V-8 8.2 L DIESEL ENG.</b>                                       |                 |                |             | Reservoir..... ☼  |                 |                |             |
|                                      | Pressure..... 71305   |                 |                |             | Return..... ★   |                 |                |             |
|                                      | Reservoir..... ☼  |                 |                |             | <b>SG5500</b>   |                 |                |             |
|                                      | Return..... ★   |                 |                |             | <b>1974-1970</b>  |                 |                |             |
|                                      | <b>GM V-8 5.7 L ENG.; GM V-8 6.0 L ENG.; GM V-8 7.0 L ENG.</b>                    |                 |                |             | <b>GMC D478 DIESEL ENG.; GMC DH478 DIESEL ENG.</b>                        |                 |                |             |
|                                      | Pressure; W/Air Brakes; W/24" P.S.  |                 |                |             | Cyl..... ②71301   |                 |                |             |
|                                      | Assy..... 80195   |                 |                |             | Pressure..... 71305   |                 |                |             |
|                                      | Reservoir..... ☼  |                 |                |             | Reservoir..... ☼  |                 |                |             |
|                                      | Return..... ★   |                 |                |             | Return..... ★   |                 |                |             |

\* Cut From C.P.E. 3/8" I.D. Hose: 71350 (48"), 81352 (25').  
 † Cut From S.A.E. 11/32" I.D. Hose: 80062 (12"), 80063 (24"), 80064 (36"), 81353 (25').  
 ★ Cut From S.A.E. 3/8" I.D. Hose: 71224 (24"), 71236 (36"), 71206 (48"), 81206 (25'). May Also Use 3/8" C.P.E.  
 ☼ Cut From S.A.E. 5/8" I.D. Hose: 71351 (36").  
 □ Cut From 1/2" I.D. Suction Hose: 71296 (36"), 81354 (10').  
 † Cut From 5/8" I.D. Suction Hose: 71207 (42"), 81355 (10').  
 \* Cut From 3/4" I.D. Suction Hose: 71297 (36"), 81356 (10').  
 ☆ See Page A14 For Pump or Gear Identification.

② Two Required.  
 ③ Three Required.  
 ④ Four Required.  
 ☼ Cut To Fit.  
 ☼ Replaces Both Upper and Lower Hose.  
 ▲ 252660 Adaptor Required For Some Models.  
 ☼ See Page A6 For Installation Procedure.

# Power Steering Hose for Buses

| Application   | Assembly Number | Multi-Use Hose | End Fitting | Application   | Assembly Number | Multi-Use Hose | End Fitting |
|---|-----------------|----------------|-------------|---|-----------------|----------------|-------------|
| <b>GMC - Continued</b>  |                 |                |             | <b>INTERNATIONAL/NAVISTAR</b>   |                 |                |             |
| <b>SG6000</b>   |                 |                |             | <b>- Continued</b>  |                 |                |             |
| <b>1975-1970</b>  |                 |                |             | <b>1853</b>   |                 |                |             |
| <b>GMC D478 DIESEL ENG.; GMC DH478 DIESEL ENG.</b>  |                 |                |             | <b>1989</b>   |                 |                |             |
| Cyl.....  | ②71301          |                |             | <b>INTERNATIONAL/NAVISTAR DT360 DIESEL ENG.; INTERNATIONAL/NAVISTAR DT466 DIESEL ENG.</b> |                 |                |             |
| Pressure .....  | 71305           |                |             | Pressure - From Pump .....  | 80215           |                |             |
| Reservoir .....   |                 | *              |             | Pressure - To Gear; W/Hyd. Brakes;  |                 |                |             |
| Return .....  |                 | *              |             | W/Ross Stg. Gear.....   | 91932           |                |             |
| <b>SM5500</b>   |                 |                |             | <b>3600</b>   |                 |                |             |
| <b>1975-1973</b>  |                 |                |             | <b>1993</b>   |                 |                |             |
| <b>GM V-6 305 ENG.; GM V-6 351 ENG.; GM V-6 379 ENG.</b>  |                 |                |             | <b>INTERNATIONAL/NAVISTAR DT360 DIESEL ENG.; INTERNATIONAL/NAVISTAR DT466 DIESEL ENG.</b> |                 |                |             |
| Cyl.....  | ②71301          |                |             | Pressure - From Pump .....  | 80215           |                |             |
| Pressure .....  | 71305           |                |             | Pressure - To Gear; W/Hyd. Brakes;  |                 |                |             |
| Reservoir .....   |                 | *              |             | W/Ross Stg. Gear.....   | 91932           |                |             |
| Return .....  |                 | *              |             | <b>1992-1991</b>  |                 |                |             |
| <b>SM6500</b>   |                 |                |             | <b>INTERNATIONAL/NAVISTAR DT360 DIESEL ENG.; INTERNATIONAL/NAVISTAR DT466 DIESEL ENG.</b> |                 |                |             |
| <b>1975</b>   |                 |                |             | <b>1993</b>   |                 |                |             |
| <b>GM V-6 305 ENG.; GM V-6 351 ENG.; GM V-6 379 ENG.</b>  |                 |                |             | <b>INTERNATIONAL/NAVISTAR DT360 DIESEL ENG.; INTERNATIONAL/NAVISTAR DT466 DIESEL ENG.</b> |                 |                |             |
| Cyl.....  | ②71301          |                |             | Pressure - From Pump .....  | 80215           |                |             |
| Pressure .....  | 71305           |                |             | Pressure - To Gear; W/Hyd. Brakes;  |                 |                |             |
| Reservoir .....   |                 | *              |             | W/Ross Stg. Gear.....   | 91932           |                |             |
| Return .....  |                 | *              |             | <b>1992-1991</b>  |                 |                |             |
| <b>1974-1973</b>  |                 |                |             | <b>INTERNATIONAL/NAVISTAR DT360 DIESEL ENG.; INTERNATIONAL/NAVISTAR DT466 DIESEL ENG.</b> |                 |                |             |
| <b>GM V-6 305 ENG.; GM V-6 351 ENG.; GM V-6 379 ENG.; GM V-6 401 ENG.; GM V-6 432 ENG.; GM V-6 478 ENG.</b> |                 |                |             | <b>1993</b>   |                 |                |             |
| Cyl.....  | ②71301          |                |             | <b>INTERNATIONAL/NAVISTAR DT360 DIESEL ENG.; INTERNATIONAL/NAVISTAR DT466 DIESEL ENG.</b> |                 |                |             |
| Pressure .....  | 71305           |                |             | Pressure - From Pump .....  | 80215           |                |             |
| Reservoir .....   |                 | *              |             | Pressure - To Gear; W/Hyd. Brakes;  |                 |                |             |
| Return .....  |                 | *              |             | W/Ross Stg. Gear.....   | 91932           |                |             |
| <b>SS4500</b>   |                 |                |             | <b>3700</b>   |                 |                |             |
| <b>1977-1973</b>  |                 |                |             | <b>1993</b>   |                 |                |             |
| <b>GM 6-CYL. 230 ENG.; GM 6-CYL. 250 ENG.</b>   |                 |                |             | <b>INTERNATIONAL/NAVISTAR DT360 DIESEL ENG.; INTERNATIONAL/NAVISTAR DT466 DIESEL ENG.</b> |                 |                |             |
| Cyl.....  | ②71301          |                |             | Pressure - From Pump .....  | 80215           |                |             |
| Pressure .....  | 71306           |                |             | Pressure - To Gear; W/Hyd. Brakes;  |                 |                |             |
| Reservoir .....   |                 | *              |             | W/Ross Stg. Gear.....   | 91932           |                |             |
| Return .....  |                 | *              |             | <b>1992-1991</b>  |                 |                |             |
| <b>SS6000</b>   |                 |                |             | <b>INTERNATIONAL/NAVISTAR DT360 DIESEL ENG.; INTERNATIONAL/NAVISTAR DT466 DIESEL ENG.</b> |                 |                |             |
| <b>1978-1973</b>  |                 |                |             | <b>1993</b>   |                 |                |             |
| <b>GM 6-CYL. 292 ENG.</b>   |                 |                |             | <b>INTERNATIONAL/NAVISTAR DT360 DIESEL ENG.; INTERNATIONAL/NAVISTAR DT466 DIESEL ENG.</b> |                 |                |             |
| Cyl.....  | ②71301          |                |             | Pressure - From Pump .....  | 80215           |                |             |
| Pressure .....  | 71306           |                |             | Pressure - To Gear; W/Hyd. Brakes;  |                 |                |             |
| Reservoir .....   |                 | *              |             | W/Ross Stg. Gear.....   | 91932           |                |             |
| Return .....  |                 | *              |             | <b>1990</b>   |                 |                |             |
| <b>INTERNATIONAL/NAVISTAR</b>   |                 |                |             | <b>INTERNATIONAL/NAVISTAR V-8 7.3 L DIESEL ENG.</b>                                       |                 |                |             |
| <b>1753</b>   |                 |                |             | <b>3800</b>   |                 |                |             |
| <b>1989</b>   |                 |                |             | <b>1993-1990</b>  |                 |                |             |
| <b>INTERNATIONAL/NAVISTAR V-8 7.3 L DIESEL ENG.</b>   |                 |                |             | <b>INTERNATIONAL/NAVISTAR DT360 DIESEL ENG.; INTERNATIONAL/NAVISTAR DT466 DIESEL ENG.</b> |                 |                |             |
| Pressure - To Gear; W/Hyd. Brakes;  |                 |                |             | Pressure - From Pump .....  | 80215           |                |             |
| W/Ross Stg. Gear.....   | 91932           |                |             |   |                 |                |             |

\* Cut From C.P.E. 3/8" I.D. Hose: 71350 (48"), 81352 (25").

† Cut From S.A.E. 11/32" I.D. Hose: 80062 (12"), 80063 (24"), 80064 (36"), 81353 (25").

‡ Cut From S.A.E. 3/8" I.D. Hose: 71224 (24"), 71236 (36"), 71206 (48"), 81206 (25"). May Also Use 3/8" C.P.E.

♣ Cut From S.A.E. 5/8" I.D. Hose: 71351 (36").

□ Cut From 1/2" I.D. Suction Hose: 71296 (36"), 81354 (10').

◇ Cut From 5/8" I.D. Suction Hose: 71207 (42"), 81355 (10').

✦ Cut From 3/4" I.D. Suction Hose: 71297 (36"), 81356 (10').

☆ See Page A14 For Pump or Gear Identification.

② Two Required.

③ Three Required.

④ Four Required.

⊕ Cut To Fit.

⊗ Replaces Both Upper and Lower Hose.

▲ 252660 Adaptor Required For Some Models.

✦ See Page A6 For Installation Procedure.

SYSTEM  
PUMP &  
GEAR  
IDENT.

SYSTEM &  
COM-  
PONENT  
IDENT.

PASS.  
CARS

LIGHT  
TRUCKS

MEDIUM/  
HEAVY  
TRUCKS

BUSES

HOSE  
NUMER-  
ICAL

REPAIR  
KITS

KIT  
NUMER-  
ICAL

ILLUSTRATIONS



# Power Steering Hose for Buses

SYSTEM  
PUMP &  
GEAR  
IDENT.

SYSTEM &  
COM-  
PONENT  
IDENT.

PASS.  
CARS

LIGHT  
TRUCKS

MEDIUM/  
HEAVY  
TRUCKS

BUSES

HOSE  
NUMER-  
ICAL

REPAIR  
KITS

KIT  
NUMER-  
ICAL

ILLUSTRATIONS

| Application   | Assembly Number | Multi-Use Hose | End Fitting | Application  | Assembly Number | Multi-Use Hose | End Fitting |
|---|-----------------|----------------|-------------|--|-----------------|----------------|-------------|
| <p><b>INTERNATIONAL/NAVISTAR</b><br/>- Continued</p> <p><b>3800</b> - Continued</p> <p><b>1993-1990</b> - Continued</p> <p><b>INTERNATIONAL/NAVISTAR DT360 DIESEL ENG.; INTERNATIONAL/NAVISTAR DT466 DIESEL ENG.</b> - Continued</p> <p>Pressure - To Gear; W/Hyd. Brakes;<br/>W/Ross Stg. Gear..... <b>91932</b></p> |                 |                |             | <p><b>INTERNATIONAL/NAVISTAR</b><br/>- Continued</p> <p><b>3900FC</b></p> <p><b>1993-1991</b></p> <p><b>INTERNATIONAL/NAVISTAR DT360 DIESEL ENG.; INTERNATIONAL/NAVISTAR DT466 DIESEL ENG.</b></p> <p>Pressure - From Pump ..... <b>80215</b></p> <p>Pressure - To Gear; W/Hyd. Brakes;<br/>W/Ross Stg. Gear..... <b>91932</b></p> |                 |                |             |

- \* Cut From C.P.E. 3/8" I.D. Hose: 71350 (48"), 81352 (25').
- † Cut From S.A.E. 11/32" I.D. Hose: 80062 (12"), 80063 (24"), 80064 (36"), 81353 (25').
- ★ Cut From S.A.E. 3/8" I.D. Hose: 71224 (24"), 71236 (36"), 71206 (48"), 81206 (25'). May Also Use 3/8" C.P.E.
- ♣ Cut From S.A.E. 5/8" I.D. Hose: 71351 (36").
- Cut From 1/2" I.D. Suction Hose: 71296 (36"), 81354 (10').
- ⊕ Cut From 5/8" I.D. Suction Hose: 71207 (42"), 81355 (10').
- ✱ Cut From 3/4" I.D. Suction Hose: 71297 (36"), 81356 (10').
- ☆ See Page A14 For Pump or Gear Identification.

- ② Two Required.
- ③ Three Required.
- ④ Four Required.
- ≠ Cut To Fit.
- ⊗ Replaces Both Upper and Lower Hose.
- ▲ 252660 Adaptor Required For Some Models.
- ✱ See Page A6 For Installation Procedure.

# Numerical Listing

## Power Steering Hose Assemblies and End Fittings

| 39104   | 39107 - Continued  | 39135 - Continued   |
|---|--|---|
| Ford; Thunderbird; 1995-1991; V6-3.8<br>Ford; Thunderbird; 1995-1991; V8-4.6<br>Merc; Cougar; 1995-1991; V6-3.8<br>Merc; Cougar; 1993-1991; V8-5.0  | Pont; Parisienne; 1981; V8-5.7 Dsl (Canada)  | AmerMtrs; Matador; 1974-1971; V8-360<br>AmerMtrs; Matador; 1974-1971; V8-401<br>AmerMtrs; Pacer; 1977-1975; L6-232<br>AmerMtrs; Pacer; 1977-1975; L6-258<br>AmerMtrs; Rambler; 1969; L6-199<br>AmerMtrs; Rambler; 1969; L6-232<br>AmerMtrs; Rambler; 1969; V8-290<br>AmerMtrs; Rambler; 1969-1968; V8-390<br>AmerMtrs; Rebel; 1970-1968; V8-304<br>AmerMtrs; Rebel; 1970; V8-360<br>AmerMtrs; Rebel; 1970-1969; V8-390<br>AmerMtrs; Spirit; 1979; V8-304<br>Buick; Apollo; 1974-1973; L6-250<br>Buick; Century; 1979; V6-196<br>Buick; Century; 1979; V6-231<br>Buick; Century; 1976; V6-231<br>Buick; Century; 1979-1975; V8-305<br>Buick; Century; 1977; V8-403<br>Buick; Electra; 1979-1977; V8-350<br>Buick; Electra; 1979-1977; V8-403<br>Buick; Estate Wagon; 1979-1977; V8-350<br>Buick; Estate Wagon; 1979-1977; V8-403<br>Buick; Lesabre; 1979-1978; V6-231<br>Buick; Lesabre; 1978-1977; V8-305<br>Buick; Regal; 1979-1978; V6-231<br>Buick; Regal; 1976; V6-231<br>Buick; Regal; 1979-1975; V8-305<br>Buick; Riviera; 1979-1977; V8-350<br>Buick; Skyhawk; 1979; V6-231<br>Buick; Skylark; 1976; V6-231<br>Buick; Skylark; 1979; V8-305<br>Buick; Skylark; 1979; V8-350<br>Buick; Skylark; 1976; V8-350<br>Cad; Deville; 1979; V8-350 Dsl<br>Cad; Eldorado; 1979; V8-350<br>Cad; Eldorado; 1979; V8-350 Dsl<br>Cad; Fleetwood; 1979; V8-350 Dsl<br>Cad; Seville; 1979-1976; V8-350<br>Chev; Beaumont; 1965; L6-194 (Canada)<br>Chev; Beaumont; 1968; L6-230 (Canada)<br>Chev; Beaumont; 1965; L6-230 (Canada)<br>Chev; Beaumont; 1969-1968; L6-250 (Canada)<br>Chev; Beaumont; 1965; V8-283 (Canada)<br>Chev; Beaumont; 1969; V8-307 (Canada)<br>Chev; Beaumont; 1965; V8-327 (Canada)<br>Chev; Beaumont; 1969; V8-350 (Canada)<br>Chev; BelAir; 1972; L6-250<br>Chev; BelAir; 1979-1977; V8-305 (Canada)<br>Chev; BelAir; 1975-1973; V8-350<br>Chev; BelAir; 1979-1973; V8-350 (Canada)<br>Chev; BelAir; 1976-1973; V8-400 (Canada)<br>Chev; BelAir; 1976; V8-454 (Canada)<br>Chev; Biscayne; 1972; L6-250<br>Chev; Biscayne; 1975-1973; V8-350 (Canada)<br>Chev; Biscayne; 1975-1973; V8-400 (Canada)<br>Chev; Biscayne; 1975-1973; V8-454 (Canada)<br>Chev; Blazer; 1979-1977; V8-305<br>Chev; Blazer; 1973; V8-307<br>Chev; Blazer; 1979-1973; V8-350<br>Chev; Blazer; 1979-1975; V8-400<br>Chev; C&K Pickup; 1979-1977; V8-305<br>Chev; C&K Pickup; 1973; V8-307<br>Chev; C&K Pickup; 1979-1973; V8-350<br>Chev; C&K Pickup; 1979-1975; V8-350 Dsl<br>Chev; C&K Pickup; 1979-1973; V8-454<br>Chev; Camaro; 1969-1967; L6-230<br>Chev; Camaro; 1972-1967; L6-250<br>Chev; Camaro; 1969-1967; V8-302<br>Chev; Camaro; 1979-1977; V8-305<br>Chev; Camaro; 1972-1969; V8-307<br>Chev; Camaro; 1969-1967; V8-327 |
| <b>39106</b>  | <b>39108</b>   |   |
| Buick; Electra; 1981; V8-5.7 Dsl<br>Cad; Eldorado; 1981; V6-4.1<br>Cad; Seville; 1981; V6-4.1<br>Chev; BelAir; 1981-1980; V6-3.8 (Canada)<br>Chev; C&K Pickup; 1980-1981; V8-6.6<br>Chev; C&K Pickup; 1981-1980; V8-7.4<br>Chev; Caprice; 1980; V8-5.7<br>Chev; G Van; 1980; L6-4.1<br>Chev; G Van; 1980; V8-5.0<br>Chev; G Van; 1980; V8-5.7<br>Chev; G Van; 1980-1981; V8-6.6<br>Chev; Suburban; 1981-1980; V8-5.7<br>Chev; Suburban; 1980; V8-6.6<br>GMC; C&K Pickup; 1981-1980; V8-5.0<br>GMC; C&K Pickup; 1980-1981; V8-6.6<br>GMC; C&K Pickup; 1981-1980; V8-7.4<br>GMC; G Van; 1980; L6-4.1<br>GMC; G Van; 1980; V8-5.0<br>GMC; G Van; 1980; V8-5.7<br>GMC; G Van; 1980-1981; V8-6.6<br>GMC; Suburban; 1981-1980; V8-5.7<br>GMC; Suburban; 1980; V8-6.6<br>Olds; Custom Cruiser; 1981-1980; V8-5.0<br>Olds; Custom Cruiser; 1980; V8-5.7<br>Olds; Cutlass; 1980; V8-4.3<br>Olds; Cutlass; 1980; V8-5.0<br>Olds; Cutlass; 1980; V8-5.7<br>Olds; Cutlass Cruiser; 1980; V8-4.3<br>Olds; Cutlass Cruiser; 1980-1981; V8-5.0<br>Olds; Delta 88; 1981; V8-4.4 (Canada)<br>Olds; Delta 88; 1981-1980; V8-5.0<br>Olds; Delta 88; 1980; V8-5.7<br>Olds; Ninety Eight; 1980; V8-5.7<br>Olds; Toronado; 1980; V8-5.7<br>Pont; Bonneville; 1980; V8-4.3<br>Pont; Catalina; 1980; V8-4.3<br>Pont; Grand Lemans; 1980; V8-4.3<br>Pont; Grand Prix; 1980; V8-4.3<br>Pont; Grand Prix; 1980; V8-4.9<br>Pont; Lemans; 1980; V8-4.3 | Chev; Blazer; 1995; V6-4.3<br>Chev; Blazer Compact; 1988-1987; L4-2.5<br>Chev; Blazer Compact; 1989-1987; V6-2.8<br>Chev; Blazer Compact; 1994-1988; V6-4.3<br>Chev; S Pickup; 1994-1987; L4-2.2<br>Chev; S Pickup; 1993-1987; V6-2.8<br>Chev; S Pickup; 1995-1988; V6-4.3<br>Dodge; Ram Pickup; 1995-1994; L6-5.9 Dsl<br>GMC; Jimmy; 1995-1992; V6-4.3<br>GMC; Jimmy Compact; 1989-1987; V6-2.8<br>GMC; Jimmy Compact; 1991-1988; V6-4.3<br>GMC; S Pickup; 1990-1987; V6-2.8<br>GMC; S Pickup; 1990-1988; V6-4.3<br>GMC; Sonoma; 1994-1991; L4-2.2<br>GMC; Sonoma; 1993-1991; V6-2.8<br>GMC; Sonoma; 1995-1991; V6-4.3<br>Jeep; Cherokee; 1995-1990; L4-2.5   |   |
|   | <b>39114</b>   |   |
|   | Ford; Pinto; 1980-1978; L4-2.3<br>Merc; Bobcat; 1980-1977; L4-2.3<br>Merc; Bobcat; 1979-1977; V6-171<br>Merc; Monarch; 1980-1979; L6-4.1   |   |
|   | <b>39135</b>   |   |
| <b>39107</b><br><br>Olds; Delta 88; 1980; V8-4.3<br>Pont; Bonneville; 1981; V8-4.3<br>Pont; Catalina; 1981; V8-4.3<br>Pont; Catalina; 1981; V8-4.4 (Canada)<br>Pont; Catalina; 1981; V8-5.7 Dsl<br>Pont; Firebird; 1981; V8-4.4 (Canada)<br>Pont; Firebird; 1981; V8-4.9<br>Pont; Grand Lemans; 1981; V8-4.4 (Canada)<br>Pont; Grand Lemans; 1981; V8-4.9<br>Pont; Grand Prix; 1981; V6-3.8<br>Pont; Grand Prix; 1981; V8-4.3<br>Pont; Grand Prix; 1981; V8-4.4 (Canada)<br>Pont; Laurentian; 1981; V8-4.3 (Canada)<br>Pont; Laurentian; 1981; V8-4.4 (Canada)<br>Pont; Laurentian; 1981; V8-5.0 (Canada)<br>Pont; Laurentian; 1981; V8-5.7 Dsl (Canada)<br>Pont; Lemans; 1981; V8-4.3<br>Pont; Lemans; 1981; V8-4.4 (Canada)<br>Pont; Lemans; 1981; V8-4.9<br>Pont; Parisienne; 1981; V8-4.3 (Canada)<br>Pont; Parisienne; 1981; V8-4.4 (Canada)<br>Pont; Parisienne; 1981; V8-5.0 (Canada)  | AmerMtrs; Ambassador; 1971; L6-258<br>AmerMtrs; Ambassador; 1969-1968; V8-290<br>AmerMtrs; Ambassador; 1974-1968; V8-304<br>AmerMtrs; Ambassador; 1974-1970; V8-360<br>AmerMtrs; Ambassador; 1970-1968; V8-390<br>AmerMtrs; Ambassador; 1974-1971; V8-401<br>AmerMtrs; American; 1968; L6-199<br>AmerMtrs; American; 1968-1978; L6-232<br>AmerMtrs; AMX; 1978; L6-258<br>AmerMtrs; AMX; 1969-1979; V8-290<br>AmerMtrs; AMX; 1974-1972; V8-304<br>AmerMtrs; AMX; 1969-1968; V8-343<br>AmerMtrs; AMX; 1974-1970; V8-360<br>AmerMtrs; AMX; 1970-1968; V8-390<br>AmerMtrs; AMX; 1974-1968; V8-401<br>AmerMtrs; Gremlin; 1970; L6-199<br>AmerMtrs; Gremlin; 1977; L6-232<br>AmerMtrs; Gremlin; 1974-1970; L6-232<br>AmerMtrs; Gremlin; 1977; L6-258<br>AmerMtrs; Gremlin; 1974-1971; L6-258<br>AmerMtrs; Gremlin; 1974-1972; V8-304<br>AmerMtrs; Hornet; 1970; L6-199<br>AmerMtrs; Hornet; 1977; L6-232<br>AmerMtrs; Hornet; 1974-1970; L6-232<br>AmerMtrs; Hornet; 1977; L6-258<br>AmerMtrs; Hornet; 1974-1971; L6-258<br>AmerMtrs; Hornet; 1974-1973; V8-304<br>AmerMtrs; Hornet; 1971-1970; V8-304<br>AmerMtrs; Hornet; 1974-1973; V8-360<br>AmerMtrs; Hornet; 1971; V8-360<br>AmerMtrs; Javelin; 1974-1968; L6-232<br>AmerMtrs; Javelin; 1974-1971; L6-258<br>AmerMtrs; Javelin; 1969-1968; V8-290<br>AmerMtrs; Javelin; 1974-1968; V8-304<br>AmerMtrs; Javelin; 1974-1970; V8-360<br>AmerMtrs; Javelin; 1970-1968; V8-390<br>AmerMtrs; Javelin; 1974-1971; V8-401<br>AmerMtrs; Matador; 1974-1971; V8-232<br>AmerMtrs; Matador; 1978; L6-258<br>AmerMtrs; Matador; 1974-1971; L6-258<br>AmerMtrs; Matador; 1974-1971; V8-304 |   |

- SYSTEM PUMP & GEAR IDENT.
- SYSTEM & COMPONENT IDENT.
- PASS. CARS
- LIGHT TRUCKS
- MEDIUM/HEAVY TRUCKS
- BUSES
- HOSE NUMERICAL
- REPAIR KITS
- KIT NUMERICAL
- ILLUSTRATIONS

# Numerical Listing - Power Steering Hose Assemblies and End Fittings

|                                      | 39135 - Continued   | 39135 - Continued   | 39135 - Continued  |
|--------------------------------------|---|---|--|
| <b>SYSTEM PUMP &amp; GEAR IDENT.</b> | Chev; Camaro; 1979-1977; V8-350<br>Chev; Camaro; 1972-1967; V8-350<br>Chev; Camaro; 1969-1967; V8-396<br>Chev; Camaro; 1971-1969; V8-400<br>Chev; Camaro; 1967; V8-427<br>Chev; Caprice; 1979-1977; V8-305<br>Chev; Caprice; 1979-1973; V8-350<br>Chev; Caprice; 1976-1973; V8-400<br>Chev; Caprice; 1976-1973; V8-454<br>Chev; Chevelle; 1969-1968; L6-230<br>Chev; Chevelle; 1971-1968; L6-250<br>Chev; Chevelle; 1976; V8-305<br>Chev; Chevelle; 1973-1968; V8-307<br>Chev; Chevelle; 1976-1969; V8-350<br>Chev; Chevelle; 1969; V8-396<br>Chev; Chevelle; 1976-1974; V8-400<br>Chev; Chevelle; 1971-1970; V8-400<br>Chev; Chevelle; 1974-1970; V8-454<br>Chev; Chevy II; 1968-1965; L4-153<br>Chev; Chevy II; 1967-1965; L6-194<br>Chev; Chevy II; 1968-1965; L6-230<br>Chev; Chevy II; 1968-1967; L6-250<br>Chev; Chevy II; 1967-1965; V8-283<br>Chev; Chevy II; 1968; V8-307<br>Chev; Chevy II; 1968-1965; V8-327<br>Chev; Chevy II; 1968; V8-350<br>Chev; Chevy II; 1968; V8-396<br>Chev; Corvette; 1980; V8-5.0<br>Chev; Corvette; 1968-1963; V8-327<br>Chev; Corvette; 1982-1969; V8-5.7<br>Chev; Corvette; 1965; V8-396<br>Chev; Corvette; 1969-1966; V8-427<br>Chev; Corvette; 1974-1968; V8-454<br>Chev; El Camino; 1971-1979; L6-250<br>Chev; El Camino; 1979-1976; V8-305<br>Chev; El Camino; 1973-1969; V8-307<br>Chev; El Camino; 1979-1969; V8-350<br>Chev; El Camino; 1976-1974; V8-400<br>Chev; El Camino; 1972-1970; V8-402<br>Chev; El Camino; 1975-1970; V8-454<br>Chev; G Van; 1979-1973; L6-250<br>Chev; G Van; 1978-1974; L6-292<br>Chev; G Van; 1979-1977; V8-305<br>Chev; G Van; 1973; V8-307<br>Chev; G Van; 1979-1973; V8-350<br>Chev; G Van; 1979-1975; V8-400<br>Chev; Impala; 1972; L6-250<br>Chev; Impala; 1979-1977; V8-305<br>Chev; Impala; 1979-1973; V8-350<br>Chev; Impala; 1976-1973; V8-400<br>Chev; Impala; 1976-1973; V8-454<br>Chev; Malibu; 1978-1979; V6-200<br>Chev; Malibu; 1979-1976; V8-305<br>Chev; Malibu; 1973; V8-307<br>Chev; Malibu; 1979-1973; V8-350<br>Chev; Malibu; 1976-1973; V8-400<br>Chev; Monte Carlo; 1979; V8-267<br>Chev; Monte Carlo; 1979-1970; V8-305<br>Chev; Monte Carlo; 1976-1970; V8-400<br>Chev; Monte Carlo; 1972-1970; V8-402<br>Chev; Monte Carlo; 1975-1970; V8-454<br>Chev; Monza; 1977-1976; L4-140<br>Chev; Monza; 1979-1978; V6-196<br>Chev; Nova; 1970-1969; L6-230<br>Chev; Nova; 1974-1969; L6-250<br>Chev; Nova; 1975; V8-262<br>Chev; Nova; 1979-1976; V8-305<br>Chev; Nova; 1972-1969; V8-307<br>Chev; Nova; 1979-1975; V8-350<br>Chev; Nova; 1972-1970; V8-350<br>Chev; P Van; 1979; V8-350<br>Chev; Suburban; 1973; V8-307<br>Chev; Suburban; 1979-1973; V8-350<br>Chev; Suburban; 1978-1975; V8-350 Dsl<br>Chev; Suburban; 1979-1973; V8-454<br>Chev; Vega; 1976; L4-122<br>Dodge; D & W Pickup; 1979-1972; L6-225<br>Dodge; D & W Pickup; 1979-1972; L6-243 Dsl<br>Dodge; D & W Pickup; 1979-1972; V8-360<br>Dodge; D & W Pickup; 1978-1972; V8-400<br>Dodge; D & W Pickup; 1978-1973; V8-440<br>Dodge; Ramcharger; 1979-1977; L6-225 | Dodge; Ramcharger; 1979-1977; V8-318<br>Dodge; Ramcharger; 1979-1974; V8-360<br>Ford; Bronco; 1977-1972; V8-302<br>Ford; Custom; 1966-1965; V8-289<br>Ford; Custom 500; 1979; V8-302 (Canada)<br>Ford; Custom 500; 1979; V8-351 (Canada)<br>Ford; E Van; 1981-1979; L6-4.9<br>Ford; Galaxie; 1966-1965; V8-289<br>Ford; Ltd; 1981; V8-4.2<br>Ford; Ltd; 1979; V8-302<br>Ford; Ltd; 1981-1979; V8-5.0<br>Ford; Ltd II; 1979-1978; V8-302<br>Ford; Ltd II; 1978; V8-400<br>Ford; Mustang II; 1976; L4-140<br>Ford; Mustang II; 1976-1977; V6-171<br>Ford; Pinto; 1977; V6-171<br>Ford; Rancho; 1979-1978; V8-302<br>Ford; Rancho; 1978-1955; V8-400<br>Ford; Thunderbird; 1979-1956; V8-302<br>Ford; Thunderbird; 1979-1978; V8-351<br>Ford; Thunderbird; 1960-1958; V8-352<br>Ford; Thunderbird; 1961; V8-390<br>Ford; Thunderbird; 1978; V8-400<br>Ford; Thunderbird; 1960-1959; V8-430<br>GMC; C&K Pickup; 1979-1977; V8-305<br>GMC; C&K Pickup; 1973; V8-307<br>GMC; C&K Pickup; 1979-1973; V8-350<br>GMC; C&K Pickup; 1979-1975; V8-350 Dsl<br>GMC; C&K Pickup; 1979-1973; V8-454<br>GMC; Caballero; 1978-1979; V6-200<br>GMC; Caballero; 1979-1973; V8-305<br>GMC; G Van; 1978-1974; L6-292<br>GMC; G Van; 1979-1978; V8-305<br>GMC; G Van; 1973; V8-307<br>GMC; G Van; 1979-1973; V8-350<br>GMC; G Van; 1979-1975; V8-400<br>GMC; Jimmy; 1979-1977; V8-305<br>GMC; Jimmy; 1973; V8-307<br>GMC; Jimmy; 1979-1973; V8-350<br>GMC; Jimmy; 1979-1975; V8-400<br>GMC; P Van; 1979; V8-350<br>GMC; Sprint; 1971; L6-250<br>GMC; Sprint; 1977-1976; V8-305<br>GMC; Sprint; 1973-1971; V8-307<br>GMC; Sprint; 1977-1971; V8-350<br>GMC; Sprint; 1976-1974; V8-400<br>GMC; Sprint; 1972; V8-402<br>GMC; Sprint; 1975-1972; V8-454<br>GMC; Suburban; 1979-1977; V8-305<br>GMC; Suburban; 1973; V8-307<br>GMC; Suburban; 1979-1973; V8-350<br>GMC; Suburban; 1979-1975; V8-400<br>GMC; Suburban; 1979-1973; V8-454<br>Intnatt; Scout; 1970-1969; L4-152<br>Intnatt; Scout; 1971-1969; L4-196<br>Intnatt; Scout; 1971-1969; V8-304<br>Intnatt; Scout II; 1979-1971; L4-196<br>Intnatt; Scout II; 1974-1973; L6-258<br>Intnatt; Scout II; 1979-1971; V8-304<br>Intnatt; Scout II; 1979-1971; V8-345<br>Jeep; Cherokee; 1979-1974; L6-258<br>Jeep; Cherokee; 1979-1974; V8-360<br>Jeep; Cherokee; 1978-1974; V8-401<br>Jeep; CJ; 1978-1976; L6-232<br>Jeep; CJ; 1979-1976; L6-258<br>Jeep; CJ; 1979-1976; V8-304<br>Jeep; J Pickup; 1965-1963; L6-230<br>Jeep; J Pickup; 1971; L6-232<br>Jeep; J Pickup; 1968-1965; L6-232<br>Jeep; J Pickup; 1979-1972; L6-258<br>Jeep; J Pickup; 1970-1969; V8-327<br>Jeep; J Pickup; 1979-1972; V8-360<br>Jeep; J Pickup; 1978-1974; V8-401<br>Jeep; Pickup; 1964-1963; L6-226<br>Jeep; Pickup; 1965-1963; L6-230<br>Jeep; Station Wagon; 1965-1963; L6-230<br>Jeep; Wagoneer; 1965-1963; L6-230<br>Jeep; Wagoneer; 1971-1970; L6-232<br>Jeep; Wagoneer; 1968-1965; L6-232<br>Jeep; Wagoneer; 1973-1969; L6-258<br>Jeep; Wagoneer; 1979-1972; V8-360<br>Jeep; Wagoneer; 1978-1974; V8-401 | Linc; Continental; 1980; V8-5.0<br>Linc; Continental; 1980; V8-5.8<br>Linc; Mark VI; 1980-1981; V8-5.8<br>Merc; Bobcat; 1977-1975; L4-140<br>Merc; Bobcat; 1977-1975; V6-171<br>Merc; Cougar; 1979-1978; V8-302<br>Merc; Cougar; 1978; V8-400<br>Merc; Grand Marquis; 1981; V8-4.2<br>Merc; Grand Marquis; 1979; V8-302<br>Merc; Grand Marquis; 1981-1979; V8-5.0<br>Merc; Marquis; 1981; V8-4.2<br>Merc; Marquis; 1979; V8-302<br>Merc; Marquis; 1981-1979; V8-5.0<br>Olds; Custom Cruiser; 1979-1977; V8-350<br>Olds; Custom Cruiser; 1979-1977; V8-350 Dsl<br>Olds; Cutlass; 1979; V6-231<br>Olds; Cutlass; 1977; V8-350<br>Olds; Cutlass; 1977; V8-403<br>Olds; Cutlass Cruiser; 1979; V6-231<br>Olds; Cutlass Cruiser; 1979-1978; V8-260<br>Olds; Cutlass Cruiser; 1978-1979; V8-305<br>Olds; Delta 88; 1979-1977; V8-260<br>Olds; Delta 88; 1979-1977; V8-350<br>Olds; Delta 88; 1979-1977; V8-403<br>Olds; Ninety Eight; 1979-1977; V8-350<br>Olds; Ninety Eight; 1979-1977; V8-403<br>Olds; Omega; 1977-1975; V6-231<br>Olds; Starfire; 1977; L4-140<br>Olds; Toronado; 1979; V8-350<br>Olds; Toronado; 1979; V8-350 Dsl<br>Olds; Toronado; 1977; V8-403<br>Ply; Trailduster; 1979-1974; L6-225<br>Ply; Trailduster; 1979-1974; V8-318<br>Ply; Trailduster; 1979-1974; V8-360<br>Ply; Trailduster; 1978-1976; V8-400<br>Ply; Trailduster; 1974; V8-400<br>Ply; Trailduster; 1978-1974; V8-440<br>Pont; Astre; 1977-1975; L4-140<br>Pont; Astre; 1977; L4-151<br>Pont; Bonneville; 1977; V8-305<br>Pont; Bonneville; 1979-1978; V8-350<br>Pont; Bonneville; 1978-1977; V8-403<br>Pont; Catalina; 1979-1977; V8-350<br>Pont; Catalina; 1979-1978; V8-403<br>Pont; Firebird; 1978-1977; V6-231<br>Pont; Firebird; 1979-1978; V8-350<br>Pont; Firebird; 1978; V8-403<br>Pont; Grand Am; 1978; V8-305<br>Pont; Grand Lemans; 1978-1977; V8-305<br>Pont; Grand Lemans; 1977; V8-400<br>Pont; Grand Lemans; 1977-1978; V8-403<br>Pont; Grand Prix; 1978; V8-305<br>Pont; Grand Prix; 1966-1962; V8-389<br>Pont; Grand Prix; 1968-1963; V8-400<br>Pont; Grand Prix; 1968-1967; V8-428<br>Pont; Grand Safari; 1977-1978; V8-305<br>Pont; Grand Safari; 1978-1977; V8-350<br>Pont; Laurentian; 1977; V8-305 (Canada)<br>Pont; Laurentian; 1979-1977; V8-350 (Canada)<br>Pont; Lemans; 1977; V8-403<br>Pont; Parisienne; 1977; V8-305 (Canada)<br>Pont; Parisienne; 1977; V8-350 (Canada)<br>Pont; Sunbird; 1977; L4-140<br>Pont; Sunbird; 1979-1966; V6-231<br>Pont; Ventura; 1973; L6-250<br>Pont; Ventura; 1973; V8-350<br>Chev; P30; 1979-1977; GM V8-350<br>Dodge; D400; 1976-1975; Dodge V8-318<br>Dodge; W500; 1976-1975; Dodge V8-318<br>GMC; P3500; 1979; V8-350<br>Dodge; S500; 1976-1974; GM V8-318<br>Dodge; S600; 1976-1974; GM V8-318 |
| <b>SYSTEM &amp; COMPONENT IDENT.</b> |   |   |  |
| <b>PASS. CARS</b>                    |   |   |  |
| <b>LIGHT TRUCKS</b>                  |   |   |  |
| <b>MEDIUM/HEAVY TRUCKS</b>           |   |   |  |
| <b>BUSES</b>                         |   |   |  |
| <b>HOSE NUMERICAL</b>                |   |   |  |
| <b>REPAIR KITS</b>                   |   |   |  |
| <b>KIT NUMERICAL</b>                 |   |   |  |
| <b>ILLUSTRATIONS</b>                 |   |   | <b>39137</b><br>Buick; Century; 1986-1983; V6-2.8<br>Buick; Skylark; 1985-1983; V6-2.8<br>Chev; Celebrity; 1986-1983; V6-2.8<br>Chev; Citation; 1985-1983; V6-2.8<br>Olds; Cutlass Ciera; 1986-1983; V6-2.8<br>Pont; 6000; 1986-1983; V6-2.8   |

# Numerical Listing - Power Steering Hose Assemblies and End Fittings

## 39138

Buick; Regal; 1987-1986; V8-5.0  
Chev; Camaro; 1987-1986; V8-5.0  
Chev; Caprice; 1988-1986; V8-5.0  
Chev; Caprice; 1988-1986; V8-5.7  
Chev; Monte Carlo; 1988-1986; V8-5.0  
GMC; Caballero; 1987-1986; V8-5.0  
Olds; Cutlass; 1987-1986; V8-5.0  
Pont; Bonneville; 1986; V6-4.3  
Pont; Bonneville; 1986; V8-5.0  
Pont; Parisienne; 1986; V6-4.3  
Pont; Parisienne; 1986; V8-5.0

## 39212

Chev; C40; 1969; GM L6-230  
Chev; C40; 1972-1969; GM L6-250  
Chev; C40; 1972-1969; GM V8-307  
Chev; C40; 1972-1969; GM V8-350  
Chev; C50; 1969; GM L6-230  
Chev; C50; 1972-1969; GM L6-250  
Chev; C50; 1972-1967; GM L6-292  
Chev; C50; 1972-1970; GM V8-307  
Chev; C50; 1968; GM V8-307  
Chev; C50; 1968-1967; GM V8-327  
Chev; C50; 1972-1969; GM V8-350  
Chev; C50; 1972-1970; GM V8-366  
Chev; C50; 1972-1970; GM V8-427  
Chev; C60; 1968-1967; GM V8-283  
Chev; C60; 1972-1970; GM V8-307  
Chev; C60; 1968; GM V8-307  
Chev; C60; 1968-1967; GM V8-327  
Chev; C60; 1972-1969; GM V8-350  
Chev; C60; 1972-1970; GM V8-366  
Chev; C60; 1972-1970; GM V8-427  
Chev; CE40; 1972-1970; GM V8-307  
Chev; CE40; 1972-1967; GM V8-350  
Chev; CE50; 1972-1970; GM V8-307  
Chev; CE50; 1968; GM V8-307  
Chev; CE50; 1968-1967; GM V8-327  
Chev; CE50; 1972-1967; GM V8-350  
Chev; CE60; 1972-1970; GM V8-307  
Chev; CE60; 1968; GM V8-307  
Chev; CE60; 1968-1967; GM V8-327  
Chev; CE60; 1972-1969; GM V8-350  
Chev; MI90; 1971-1966; DetrDsl 6-71  
Chev; TM65; 1972-1970; GM V-6 305  
Chev; TM65; 1972-1970; GM V-6 351  
Chev; TM65; 1972-1970; GM V-6 379  
GMC; Brigadier; 1980-1967; DetrDsl 6V-53  
GMC; CE4500; 1972-1970; V8-307  
GMC; CE4500; 1968; V8-307  
GMC; CE4500; 1968-1967; V8-327  
GMC; CE4500; 1972-1967; V8-350  
GMC; CE5000; 1972-1970; V8-307  
GMC; CE5000; 1968-1967; V8-307  
GMC; CE5000; 1972-1968; V8-350  
GMC; CE5500; 1972-1970; V8-307  
GMC; CE5500; 1972-1969; V8-350  
GMC; CE5500; 1972-1970; V8-366  
GMC; CE5500; 1968-1967; V8-366  
GMC; CE5500; 1972-1970; V8-427  
GMC; CE5500; 1968-1967; V8-427  
GMC; CE6000; 1972-1970; V8-307  
GMC; CE6000; 1968-1967; V8-307  
GMC; CE6000; 1972-1969; V8-350  
GMC; CE6000; 1972-1970; V8-366  
GMC; CE6000; 1968-1967; V8-366  
GMC; CE6000; 1972-1970; V8-427  
GMC; CE6000; 1968-1967; V8-427  
GMC; CI9500; 1969-1966; DetrDsl 6-71  
GMC; CI9500; 1971-1966; DetrDsl 6-71N  
GMC; CS4500; 1972-1967; L6-230  
GMC; CS4500; 1972-1967; L6-250  
GMC; CS5000; 1972-1967; L6-292  
GMC; CS5500; 1972-1967; L6-230  
GMC; CS5500; 1972-1967; L6-250  
GMC; CS6000; 1972-1967; L6-292  
GMC; EM4500; 1969-1967; V-6 305  
GMC; EM4500; 1969-1967; V-6 351  
GMC; EM4500; 1969-1967; V-6 379  
GMC; EM5500; 1969-1967; V-6 305  
GMC; EM5500; 1969-1967; V-6 351

## 39212 - Continued

GMC; EM5500; 1969-1967; V-6 379  
GMC; EM6500; 1969-1967; V-6 305  
GMC; EM6500; 1969-1967; V-6 351  
GMC; EM6500; 1969-1967; V-6 379  
GMC; ES4500; 1969-1967; L6-230  
GMC; ES4500; 1969-1967; L6-250  
GMC; General; 1980-1979; DetrDsl 6-71  
GMC; HI9500; 1966; DetrDsl 6-71  
GMC; HI9500; 1972-1966; DetrDsl 6-71N  
GMC; JI9500; 1969-1968; DetrDsl 6-71  
GMC; JI9500; 1972-1966; DetrDsl 6-71N  
GMC; MI9500; 1972-1966; DetrDsl 6-71N  
GMC; TM5500; 1972-1970; V-6 305  
GMC; TM5500; 1972-1970; V-6 351  
GMC; TM5500; 1972-1970; V-6 379  
GMC; TM6000; 1972-1970; V-6 305  
GMC; TM6000; 1972-1970; V-6 351  
GMC; TM6000; 1972-1970; V-6 379  
GMC; TM6500; 1972-1970; V-6 305  
GMC; TM6500; 1972-1970; V-6 351  
GMC; TM6500; 1972-1970; V-6 379  
Chev; B7; 1972-1969; GM V8-350  
Chev; B7; 1972-1969; GM V8-366  
Chev; B7; 1972-1969; GM V8-427  
Chev; B7; 1972-1979; GM V8-454  
Chev; B60 B6P; 1972-1969; GM V8-350  
Chev; B60 B6P; 1972-1969; GM V8-366  
Chev; B60 B6P; 1972-1969; GM V8-427  
Chev; B60 B6P; 1972-1969; GM V8-454  
Chev; S60 B6P; 1972-1969; GM V8-350  
Chev; S60 B6P; 1972-1969; GM V8-366

## 39852

Dodge; D500; 1976-1974; Dodge V8-361  
Dodge; D500; 1976-1974; Dodge V8-413  
Dodge; D600; 1976-1974; Dodge V8-361  
Dodge; D600; 1976-1974; Dodge V8-413  
Dodge; D700; 1976-1974; Dodge V8-361  
Dodge; D700; 1976-1974; Dodge V8-413  
Dodge; D800; 1976-1974; Dodge V8-361  
Dodge; D800; 1976-1974; Dodge V8-413  
GMC; CE4500; 1968-1967; V8-283  
GMC; CE4500; 1962-1960; V8-283  
GMC; CE4500; 1968; V8-307  
GMC; CE4500; 1968-1967; V8-327  
GMC; CE4500; 1962; V8-327  
GMC; CE5000; 1968-1960; V8-283  
GMC; CE5000; 1968-1960; V8-307  
GMC; CE5000; 1968-1962; V8-327  
GMC; CE5500; 1968; V8-283  
GMC; CE5500; 1968-1966; V8-366  
GMC; CE5500; 1968-1966; V8-427  
GMC; CE5500; 1968-1966; V8-454  
GMC; CE6000; 1968-1960; V8-283  
GMC; CE6000; 1968-1960; V8-307  
GMC; CE6000; 1968-1960; V8-327  
GMC; CE6000; 1968-1963; V8-366  
GMC; CS5500; 1968-1963; L6-250  
GMC; CS6000; 1968-1967; L6-292  
Dodge; S500; 1976-1974; Dodge V8-361  
Dodge; S500; 1976-1974; Dodge V8-413  
Dodge; S600; 1976-1974; Dodge V8-360  
Dodge; S600; 1976-1974; Dodge V8-361  
Dodge; S600; 1976-1974; Dodge V8-413  
Dodge; S700; 1976-1975; Dodge V8-360

## 39853

Dodge; C700; 1973-1961; Dodge V8-361  
Dodge; C700; 1973-1961; Dodge V8-413  
Dodge; C800; 1976-1961; Dodge V8-361  
Dodge; C800; 1976-1961; Dodge V8-413  
Dodge; C850; 1976-1974; Dodge V8-361  
Dodge; C850; 1976-1974; Dodge V8-413  
Dodge; C900; 1971-1961; Dodge V8-361  
Dodge; C900; 1971-1961; Dodge V8-413  
Dodge; C1000; 1971-1961; Dodge V8-361  
Dodge; C1000; 1971-1961; Dodge V8-413  
Dodge; D500; 1976-1961; Dodge V8-361  
Dodge; D500; 1976-1961; Dodge V8-413  
Dodge; D600; 1976-1961; Dodge V8-361

## 39853 - Continued

Dodge; D600; 1976-1961; Dodge V8-413  
Dodge; D700; 1976-1961; Dodge V8-361  
Dodge; D700; 1976-1961; Dodge V8-413  
Dodge; D800; 1976-1961; Dodge V8-361  
Dodge; D800; 1976-1961; Dodge V8-413  
Dodge; S500; 1976-1961; Dodge V8-361  
Dodge; S500; 1976-1961; Dodge V8-413  
Dodge; S600; 1976-1974; Dodge V8-360  
Dodge; S600; 1976-1961; Dodge V8-361  
Dodge; S600; 1976-1961; Dodge V8-413  
Dodge; S700; 1976-1975; Dodge V8-360  
Dodge; S700; 1973-1961; Dodge V8-361  
Dodge; S700; 1976-1975; Dodge V8-413  
Dodge; S700; 1973-1961; Dodge V8-413

## 39854

Chev; Bison; 1980-1979; DetrDsl 6V-92  
Chev; Bruin; 1979-1980; GM V8-427  
Chev; C60; 1974; GM V8-350  
Chev; C60; 1974; GM V8-427  
Chev; C60; 1974; GM V8-454  
Chev; HV70; 1972-1969; DetrDsl 6V-53  
Chev; J80; 1977-1969; DetrDsl 6V-53  
Chev; JV80; 1972-1966; DetrDsl 6V-53  
Chev; U80; 1966; DetrDsl 6V-53  
Chev; W70; 1968-1966; DetrDsl 6V-53  
Chev; Y80; 1966; DetrDsl 6V-53  
Ford; C500; 1978-1976; V8-330  
Ford; C500; 1978-1976; V8-361  
Ford; C500; 1978-1976; V8-391  
Ford; C550; 1978-1976; V8-330  
Ford; C550; 1978-1976; V8-361  
Ford; C550; 1978-1976; V8-391  
Ford; C600; 1978-1976; V8-330  
Ford; C600; 1978-1976; V8-361  
Ford; C600; 1978-1976; V8-391  
Ford; C700; 1978-1976; V8-330  
Ford; C700; 1978-1976; V8-361  
Ford; C700; 1978-1976; V8-391  
Ford; C750; 1978-1976; V8-330  
Ford; C750; 1978-1976; V8-361  
Ford; C750; 1978-1976; V8-391  
Ford; C800; 1978-1976; V8-330  
Ford; C800; 1978-1976; V8-361  
Ford; C800; 1978-1976; V8-391  
Ford; C850; 1979-1976; V8-401  
Ford; C850; 1979-1976; V8-475  
Ford; C850; 1979-1976; V8-477  
Ford; C850; 1979-1976; V8-534  
Ford; C900; 1979-1976; V8-401  
Ford; C900; 1981-1976; V8-7.8  
Ford; C900; 1979-1976; V8-477  
Ford; C900; 1981-1976; V8-8.8  
Ford; C950; 1979-1976; V8-401  
Ford; C950; 1979-1976; V8-475  
Ford; C950; 1979-1976; V8-477  
Ford; C950; 1979-1976; V8-534  
Ford; C1000; 1979-1976; V8-401  
Ford; C1000; 1979-1976; V8-475  
Ford; C1000; 1979-1976; V8-534  
Ford; C1100; 1979-1976; V8-401  
Ford; C1100; 1979-1976; V8-475  
Ford; C1100; 1979-1976; V8-477  
Ford; C1100; 1979-1976; V8-534  
Ford; C6000; 1979-1976; Cat 3208 Dsl  
Ford; C7000; 1981-1976; Cat 3208 Dsl  
Ford; C8000; 1981-1976; Cat 3208 Dsl  
Ford; CL9000; 1979-1978; Cat 3406 Dsl  
Ford; CL9000; 1981-1978; Cum L6-14.0 Dsl  
Ford; CL9000; 1981-1978; DetrDsl 6V-92  
Ford; CL9000; 1981-1978; DetrDsl 8V-71  
Ford; CLT9000; 1981-1978; Cat 3406 Dsl  
Ford; CLT9000; 1981-1978; Cum L6-14.0 Dsl  
Ford; CLT9000; 1981-1978; DetrDsl 8V-92  
Ford; CLT9000; 1981-1978; DetrDsl 8V-71  
Ford; CLT9000; 1981-1978; DetrDsl 8V-92  
Ford; CT700; 1978-1976; V8-330  
Ford; CT700; 1978-1976; V8-361  
Ford; CT700; 1978-1976; V8-391  
Ford; CT750; 1978-1976; V8-330

SYSTEM  
PUMP &  
GEAR  
IDENT.

SYSTEM &  
COM-  
PONENT  
IDENT.

PASS.  
CARS

LIGHT  
TRUCKS

MEDIUM/  
HEAVY  
TRUCKS

BUSES

HOSE  
NUMER-  
ICAL

REPAIR  
KITS

KIT  
NUMER-  
ICAL

ILLUST-  
RATIONS



# Numerical Listing - Power Steering Hose Assemblies and End Fittings

|                                      | 39854 - Continued   | 39856 - Continued  | 39856 - Continued   |
|--------------------------------------|---|--|---|
| <b>SYSTEM PUMP &amp; GEAR IDENT.</b> | Ford; CT750; 1978-1976; V8-361<br>Ford; CT750; 1978-1976; V8-391<br>Ford; CT800; 1978-1976; V8-330<br>Ford; CT800; 1978-1976; V8-361<br>Ford; CT800; 1978-1976; V8-391<br>Ford; CT850; 1979-1976; V8-401<br>Ford; CT850; 1979-1976; V8-475<br>Ford; CT850; 1979-1976; V8-477<br>Ford; CT850; 1979-1976; V8-534<br>Ford; CT900; 1980; V8-7.8<br>Ford; CT900; 1980-1976; V8-8.8<br>Ford; CT950; 1979-1976; V8-475<br>Ford; CT950; 1979-1976; V8-477<br>Ford; CT950; 1979-1976; V8-534<br>Ford; CT8000; 1981-1976; Cat 3208 Dsl<br>GMC; Brigadier; 1980-1979; Cat 3208 Dsl<br>GMC; Brigadier; 1979-1980; V8-427<br>GMC; CE6000; 1974; V8-350<br>GMC; CE6000; 1974; V8-427<br>GMC; CE6000; 1974; V8-454<br>GMC; CE6500; 1974; V8-427<br>GMC; CE6500; 1974; V8-454<br>GMC; CM5500; 1974; V-6 305<br>GMC; CM5500; 1974; V-6 351<br>GMC; CM5500; 1974; V-6 379<br>GMC; CM6500; 1974; V-6 401<br>GMC; CM6500; 1974; V-6 432<br>GMC; CM6500; 1974; V-6 478<br>GMC; General; 1980-1979; DetrDsl 6V-92<br>GMC; HV7500; 1977-1966; DetrDsl 6V-53<br>GMC; JN7500; 1968-1966; DetrDsl 6V-53<br>GMC; JN8500; 1968-1966; DetrDsl 6V-53<br>GMC; JN8500; 1966; DetrDsl 6V-53N<br>GMC; JN8500; 1966; DetrDsl 6V-53T<br>GMC; MM6500; 1974-1973; V-6 401<br>GMC; TV7500; 1977-1970; DetrDsl 6V-53<br>GMC; WV7500; 1967-1966; DetrDsl 6V-53 | Ford; C850; 1979-1976; V8-477<br>Ford; C850; 1979-1976; V8-534<br>Ford; C900; 1979-1976; V8-401<br>Ford; C900; 1981-1976; V8-7.8<br>Ford; C900; 1979-1976; V8-477<br>Ford; C900; 1981-1976; V8-8.8<br>Ford; C950; 1979-1976; V8-401<br>Ford; C950; 1979-1976; V8-475<br>Ford; C950; 1979-1976; V8-477<br>Ford; C950; 1979-1976; V8-534<br>Ford; C1000; 1979-1976; V8-401<br>Ford; C1000; 1979-1976; V8-475<br>Ford; C1000; 1979-1976; V8-477<br>Ford; C1000; 1979-1976; V8-534<br>Ford; C1100; 1979-1976; V8-401<br>Ford; C1100; 1979-1976; V8-475<br>Ford; C1100; 1979-1976; V8-534<br>Ford; C6000; 1979-1976; Cat 3208 Dsl<br>Ford; C7000; 1983-1976; Cat 3208 Dsl<br>Ford; C8000; 1983-1976; Cat 3208 Dsl<br>Ford; CT700; 1978-1976; V8-330<br>Ford; CT700; 1978-1976; V8-361<br>Ford; CT700; 1978-1976; V8-391<br>Ford; CT750; 1978-1976; V8-330<br>Ford; CT750; 1978-1976; V8-361<br>Ford; CT750; 1978-1976; V8-391<br>Ford; CT800; 1978-1976; V8-330<br>Ford; CT800; 1978-1976; V8-361<br>Ford; CT800; 1979-1976; V8-370<br>Ford; CT800; 1979; V8-429<br>Ford; CT850; 1979-1976; V8-401<br>Ford; CT850; 1979-1976; V8-475<br>Ford; CT850; 1979-1976; V8-477<br>Ford; CT850; 1979-1976; V8-534<br>Ford; CT900; 1980; V8-7.8<br>Ford; CT900; 1980-1976; V8-8.8<br>Ford; CT950; 1979-1976; V8-475<br>Ford; CT950; 1979-1976; V8-477<br>Ford; CT950; 1979-1976; V8-534<br>Ford; CT8000; 1983-1976; Cat 3208 Dsl<br>Ford; F500; 1978-1971; V8-330<br>Ford; F500; 1978-1971; V8-359<br>Ford; F500; 1978-1971; V8-361<br>Ford; F500; 1978-1971; V8-389<br>Ford; F500; 1978-1971; V8-391<br>Ford; F600; 1978-1971; V8-330<br>Ford; F600; 1978-1971; V8-359<br>Ford; F600; 1978-1971; V8-361<br>Ford; F600; 1979-1971; V8-370<br>Ford; F600; 1978-1971; V8-391<br>Ford; F600; 1979; V8-429<br>Ford; F700; 1978-1971; V8-330<br>Ford; F700; 1978-1971; V8-359<br>Ford; F700; 1978-1971; V8-361<br>Ford; F700; 1979-1971; V8-370<br>Ford; F700; 1978-1971; V8-391<br>Ford; F700; 1979; V8-429<br>Ford; F750; 1978-1971; V8-330<br>Ford; F750; 1978-1971; V8-359<br>Ford; F750; 1978-1971; V8-361<br>Ford; F750; 1978-1971; V8-389<br>Ford; F750; 1978-1971; V8-391<br>Ford; F750; 1979-1974; V8-401<br>Ford; F750; 1979-1974; V8-475<br>Ford; F750; 1979-1974; V8-477<br>Ford; F750; 1979-1974; V8-534<br>Ford; F800; 1978-1971; V8-330<br>Ford; F800; 1978-1971; V8-359<br>Ford; F800; 1978-1971; V8-361<br>Ford; F800; 1979-1971; V8-370<br>Ford; F800; 1978-1971; V8-391<br>Ford; F800; 1979-1974; V8-401<br>Ford; F800; 1979; V8-429<br>Ford; F800; 1979-1974; V8-475<br>Ford; F800; 1979-1974; V8-477<br>Ford; F800; 1979-1974; V8-534<br>Ford; F6000; 1975-1971; Cat V150 Dsl<br>Ford; F6000; 1975-1971; Cat V175 Dsl<br>Ford; F6000; 1975-1971; Cat V190 Dsl<br>Ford; F6000; 1975-1971; Cat V290 Dsl<br>Ford; F7000; 1979-1975; Cat 3208 Dsl | Ford; F7000; 1975-1971; Cat V150 Dsl<br>Ford; F7000; 1975-1971; Cat V175 Dsl<br>Ford; F7000; 1975-1971; Cat V190 Dsl<br>Ford; F7000; 1975-1971; Cat V290 Dsl<br>Ford; F; 1969-1967; Dorset 363 Dsl<br>Ford; F; 1970-1967; V8-330<br>Ford; F; 1970-1966; V8-359<br>Ford; F; 1970-1966; V8-361<br>Ford; F; 1970-1966; V8-389<br>Ford; F; 1970-1966; V8-391<br>Ford; F; 1966; V8-401<br>Ford; F; 1966; V8-477<br>Ford; F; 1966; V8-534<br>Ford; LN600; 1978-1970; V8-330<br>Ford; LN600; 1978-1970; V8-359<br>Ford; LN600; 1978-1970; V8-361<br>Ford; LN600; 1979; V8-370<br>Ford; LN600; 1983-1980; V8-6.1<br>Ford; LN600; 1978-1970; V8-389<br>Ford; LN600; 1978-1970; V8-391<br>Ford; LN600; 1979; V8-429<br>Ford; LN700; 1978-1970; V8-330<br>Ford; LN700; 1978-1970; V8-359<br>Ford; LN700; 1978-1970; V8-361<br>Ford; LN700; 1979; V8-370<br>Ford; LN700; 1983-1980; V8-6.1<br>Ford; LN700; 1978-1970; V8-389<br>Ford; LN700; 1978-1970; V8-391<br>Ford; LN700; 1983-1979; V8-7.0<br>Ford; LN750; 1978-1970; V8-330<br>Ford; LN750; 1978-1970; V8-359<br>Ford; LN750; 1978-1970; V8-361<br>Ford; LN750; 1978-1970; V8-389<br>Ford; LN750; 1978-1970; V8-391<br>Ford; LN800; 1978-1970; V8-330<br>Ford; LN800; 1978-1970; V8-359<br>Ford; LN800; 1978-1970; V8-361<br>Ford; LN800; 1979; V8-370<br>Ford; LN800; 1983-1980; V8-6.1<br>Ford; LN800; 1978-1970; V8-389<br>Ford; LN800; 1978-1970; V8-391<br>Ford; LN800; 1979-1971; V8-475<br>Ford; LN800; 1979-1971; V8-477<br>Ford; LN800; 1979-1971; V8-534<br>Ford; LN900; 1979-1971; V8-401<br>Ford; LN900; 1981-1971; V8-7.8<br>Ford; LN900; 1979-1971; V8-477<br>Ford; LN900; 1981-1971; V8-8.8<br>Ford; LN6000; 1979-1975; Cat 3208 Dsl<br>Ford; LN6000; 1970; Cat V8-573 Dsl<br>Ford; LN6000; 1975-1970; Cat V150 Dsl<br>Ford; LN6000; 1975-1970; Cat V175 Dsl<br>Ford; LN6000; 1975-1971; Cat V190 Dsl<br>Ford; LN6000; 1975-1971; Cat V290 Dsl<br>Ford; LN7000; 1983-1975; Cat 3208 Dsl<br>Ford; LN7000; 1970; Cat V8-573 Dsl<br>Ford; LN7000; 1975-1970; Cat V150 Dsl<br>Ford; LN7000; 1975-1970; Cat V175 Dsl<br>Ford; LN7000; 1975-1971; Cat V190 Dsl<br>Ford; LN7000; 1975-1971; Cat V290 Dsl<br>Ford; LN8000; 1983-1970; Cat 3208 Dsl<br>Ford; LN8000; 1975-1970; Cat V150 Dsl<br>Ford; LN8000; 1975-1970; Cat V175 Dsl<br>Ford; LN8000; 1975-1971; Cat V190 Dsl<br>Ford; LN8000; 1979-1973; Cum V555 Dsl<br>Ford; LN8000; 1979-1970; Cum VT555 Dsl<br>Ford; LN9000; 1983-1975; Cat 3406 Dsl<br>Ford; LN9000; 1979-1970; Cum NH Dsl<br>Ford; LN9000; 1970; Cum NHC Dsl<br>Ford; LN9000; 1970; Cum NHCT Dsl<br>Ford; LN9000; 1978-1971; Cum V903 Dsl<br>Ford; LN9000; 1983-1970; DetrDsl 6-71<br>Ford; LN9000; 1983-1977; DetrDsl 6V-92<br>Ford; LN9000; 1983-1970; DetrDsl 8V-71<br>Ford; LN9000; 1979-1970; DetrDsl 8V-71N<br>Ford; LN9000; 1979-1971; DetrDsl 8V-71T<br>Ford; LN9000; 1979-1978; DetrDsl 8V-92<br>Ford; LNT800; 1978-1970; V8-330<br>Ford; LNT800; 1978-1970; V8-359 |
| <b>SYSTEM &amp; COMPONENT IDENT.</b> |   |  |   |
| <b>PASS. CARS</b>                    |   |  |   |
| <b>LIGHT TRUCKS</b>                  |   |  |   |
| <b>MEDIUM/HEAVY TRUCKS</b>           |   |  |   |
| <b>BUSES</b>                         | <b>39855</b>  |  |   |
|                                      | Dodge; C1000; 1971-1969; Intl/Nav V478<br>Dodge; C1000; 1971-1969; Intl/Nav V549<br>Dodge; L600; 1971-1969; Dodge L6-225<br>Dodge; L600; 1966-1961; Dodge L6-225<br>Dodge; L600; 1970-1967; Dodge V8-318  |  |   |
| <b>HOSE NUMERICAL</b>                | <b>39856</b>  |  |   |
|                                      | Ford; M Motor Home; 1976-1973; V8-360<br>Ford; M Motor Home; 1976-1973; V8-390<br>Ford; M Motor Home; 1976-1974; V8-460<br>Chev; W6; 1980; GM V8-5.7<br>Dodge; C800; 1973-1972; Cum V8-210 Dsl<br>Dodge; C800; 1976-1972; Dodge V8-361<br>Dodge; C800; 1976-1972; Dodge V8-413<br>Dodge; C850; 1976-1974; Dodge V8-361<br>Dodge; C850; 1976-1973; Dodge V8-413<br>Dodge; C1000; 1971-1969; Intl/Nav V478<br>Dodge; C1000; 1971-1969; Intl/Nav V549<br>Ford; C500; 1978-1976; V8-330<br>Ford; C500; 1978-1976; V8-361<br>Ford; C500; 1978-1976; V8-391<br>Ford; C550; 1978-1976; V8-330<br>Ford; C550; 1978-1976; V8-361<br>Ford; C550; 1978-1976; V8-391<br>Ford; C600; 1978-1976; V8-330<br>Ford; C600; 1978-1976; V8-361<br>Ford; C600; 1979-1976; V8-370<br>Ford; C600; 1979; V8-429<br>Ford; C700; 1978-1976; V8-330<br>Ford; C700; 1978-1976; V8-361<br>Ford; C700; 1979-1976; V8-370<br>Ford; C700; 1979; V8-429<br>Ford; C750; 1978-1976; V8-330<br>Ford; C750; 1978-1976; V8-361<br>Ford; C750; 1978-1976; V8-391<br>Ford; C800; 1978-1976; V8-330<br>Ford; C800; 1978-1976; V8-361<br>Ford; C800; 1979-1976; V8-370<br>Ford; C800; 1979; V8-429<br>Ford; C850; 1979-1976; V8-401<br>Ford; C850; 1979-1976; V8-475  |  |   |
| <b>REPAIR KITS</b>                   |   |  |   |
| <b>KIT NUMERICAL</b>                 |   |  |   |
| <b>ILLUSTRATIONS</b>                 |   |  |   |



# Numerical Listing - Power Steering Hose Assemblies and End Fittings

## 39856 - Continued

Ford; LNT800; 1978-1970; V8-361  
 Ford; LNT800; 1979; V8-370  
 Ford; LNT800; 1983-1980; V8-6.1  
 Ford; LNT800; 1978-1970; V8-389  
 Ford; LNT800; 1978-1970; V8-391  
 Ford; LNT800; 1979; V8-401  
 Ford; LNT800; 1979-1972; V8-475  
 Ford; LNT800; 1979-1972; V8-477  
 Ford; LNT800; 1979-1970; V8-534  
 Ford; LNT880; 1979-1971; V8-401  
 Ford; LNT880; 1979-1971; V8-475  
 Ford; LNT880; 1979-1971; V8-477  
 Ford; LNT880; 1979-1971; V8-534  
 Ford; LNT900; 1979-1971; V8-401  
 Ford; LNT900; 1981-1971; V8-7.8  
 Ford; LNT900; 1979-1971; V8-477  
 Ford; LNT900; 1981-1971; V8-8.8  
 Ford; LNT8000; 1975-1970; Cat V150 Dsl  
 Ford; LNT8000; 1975-1970; Cat V175 Dsl  
 Ford; LNT8000; 1975-1971; Cat V190 Dsl  
 Ford; LNT8000; 1975-1971; Cat V290 Dsl  
 Ford; LNT8000; 1979-1973; Cum V555 Dsl  
 Ford; LNT8000; 1979-1970; Cum VT555 Dsl  
 Ford; LNT9000; 1983-1975; Cat 3406 Dsl  
 Ford; LNT9000; 1979-1970; Cum NH Dsl  
 Ford; LNT9000; 1970; Cum NHC Dsl  
 Ford; LNT9000; 1970; Cum NHCT Dsl  
 Ford; LNT9000; 1978-1971; Cum V903 Dsl  
 Ford; LNT9000; 1983-1970; DetrDsl 6-71  
 Ford; LNT9000; 1983-1977; DetrDsl 6V-92  
 Ford; LNT9000; 1983-1970; DetrDsl 8V-71  
 Ford; LNT9000; 1979-1970; DetrDsl 8V-71N  
 Ford; LNT9000; 1979-1971; DetrDsl 8V-71T  
 Ford; LNT9000; 1979-1978; DetrDsl 8V-92  
 Chev; S40; 1978-1975; GM V8-350  
 Chev; S50; 1978-1975; GM V8-350  
 Chev; S60 B6P; 1978-1975; GM V8-350  
 Ford; B500; 1979; L6-240  
 Ford; B500; 1979-1967; L6-300  
 Ford; B600; 1979; L6-240  
 Ford; B600; 1979-1967; L6-300  
 Ford; B6000; 1975-1971; Cat V150 Dsl  
 Ford; B6000; 1975-1971; Cat V175 Dsl  
 Ford; B6000; 1969-1967; Dorset 363 Dsl  
 Ford; B7000; 1979-1975; Cat 3208 Dsl  
 Ford; B7000; 1975-1971; Cat V150 Dsl  
 Ford; B7000; 1975-1971; Cat V175 Dsl  
 Ford; B7000; 1975-1971; Cat V190 Dsl  
 Ford; B7000; 1975-1971; Cat V290 Dsl  
 Ford; B7000; 1969-1967; Dorset 363 Dsl  
 GMC; SE6000; 1978-1975; V8-350

## 39857

Ford; F600; 1978-1974; V8-359  
 Ford; F600; 1978-1974; V8-361  
 Ford; F600; 1979-1974; V8-370  
 Ford; F600; 1978-1974; V8-391  
 Ford; F600; 1979; V8-429  
 Ford; F700; 1979; V8-370  
 Ford; F700; 1979; V8-429  
 Ford; F750; 1979; V8-401  
 Ford; F750; 1979; V8-475  
 Ford; F750; 1979; V8-477  
 Ford; F750; 1979; V8-534  
 Ford; F800; 1979; V8-370  
 Ford; F800; 1979; V8-401  
 Ford; F800; 1979; V8-429  
 Ford; F800; 1979; V8-475  
 Ford; F800; 1979; V8-477  
 Ford; F800; 1979; V8-534  
 Ford; B500; 1979; L6-240  
 Ford; B500; 1979; L6-300  
 Ford; B600; 1979; L6-240  
 Ford; B600; 1979-1973; L6-300

## 39858

Ford; C500; 1978-1976; V8-330  
 Ford; C500; 1978-1976; V8-361  
 Ford; C500; 1978-1976; V8-391  
 Ford; C550; 1978-1976; V8-330

## 39858 - Continued

Ford; C550; 1978-1976; V8-361  
 Ford; C550; 1978-1976; V8-391  
 Ford; C600; 1978-1976; V8-330  
 Ford; C600; 1978-1976; V8-361  
 Ford; C600; 1978-1976; V8-391  
 Ford; C700; 1978-1976; V8-330  
 Ford; C700; 1978-1976; V8-361  
 Ford; C700; 1978-1976; V8-391  
 Ford; C750; 1978-1976; V8-330  
 Ford; C750; 1978-1976; V8-361  
 Ford; C750; 1978-1976; V8-391  
 Ford; C800; 1978-1976; V8-330  
 Ford; C800; 1978-1976; V8-361  
 Ford; C800; 1978-1976; V8-391  
 Ford; C850; 1979-1976; V8-401  
 Ford; C850; 1979-1976; V8-475  
 Ford; C850; 1979-1976; V8-477  
 Ford; C850; 1979-1976; V8-534  
 Ford; C900; 1979-1976; V8-401  
 Ford; C900; 1981-1976; V8-7.8  
 Ford; C900; 1979-1976; V8-477  
 Ford; C900; 1981-1976; V8-8.8  
 Ford; C950; 1979-1976; V8-401  
 Ford; C950; 1979-1976; V8-475  
 Ford; C950; 1979-1976; V8-477  
 Ford; C950; 1979-1976; V8-534  
 Ford; C1000; 1979-1976; V8-401  
 Ford; C1000; 1979-1976; V8-475  
 Ford; C1000; 1979-1976; V8-477  
 Ford; C1000; 1979-1976; V8-534  
 Ford; C1100; 1979-1976; V8-401  
 Ford; C1100; 1979-1976; V8-475  
 Ford; C1100; 1979-1976; V8-477  
 Ford; C1100; 1979-1976; V8-534  
 Ford; CT700; 1978-1976; V8-330  
 Ford; CT700; 1978-1976; V8-361  
 Ford; CT700; 1978-1976; V8-391  
 Ford; CT750; 1978-1976; V8-330  
 Ford; CT750; 1978-1976; V8-361  
 Ford; CT750; 1978-1976; V8-391  
 Ford; CT800; 1978-1976; V8-330  
 Ford; CT800; 1978-1976; V8-361  
 Ford; CT800; 1978-1976; V8-391  
 Ford; CT850; 1979-1976; V8-401  
 Ford; CT850; 1979-1976; V8-475  
 Ford; CT850; 1979-1976; V8-477  
 Ford; CT850; 1979-1976; V8-534  
 Ford; CT900; 1980; V8-7.8  
 Ford; CT900; 1980-1976; V8-8.8  
 Ford; CT950; 1979-1976; V8-475  
 Ford; CT950; 1979-1976; V8-477  
 Ford; CT950; 1979-1976; V8-534

## 39859

AmerMtrs; Ambassador; 1972; V8-304  
 AmerMtrs; Ambassador; 1972; V8-360  
 AmerMtrs; Ambassador; 1972; V8-401  
 AmerMtrs; American; 1968-1967; V8-290  
 AmerMtrs; American; 1967; V8-343  
 AmerMtrs; AMX; 1979; L6-258  
 AmerMtrs; AMX; 1972; V8-304  
 AmerMtrs; AMX; 1972; V8-360  
 AmerMtrs; AMX; 1972; V8-401  
 AmerMtrs; Concord; 1979-1978; L4-121  
 AmerMtrs; Gremlin; 1978; L6-232  
 AmerMtrs; Gremlin; 1976-1975; L6-232  
 AmerMtrs; Gremlin; 1978; L6-258  
 AmerMtrs; Gremlin; 1976-1975; L6-258  
 AmerMtrs; Gremlin; 1972; V8-304  
 AmerMtrs; Hornet; 1976-1975; L6-232  
 AmerMtrs; Hornet; 1977-1975; V8-304  
 AmerMtrs; Hornet; 1972; V8-304  
 AmerMtrs; Hornet; 1972; V8-360  
 AmerMtrs; Javelin; 1972; V8-304  
 AmerMtrs; Javelin; 1972; V8-360  
 AmerMtrs; Javelin; 1972; V8-401  
 AmerMtrs; Matador; 1977-1975; L6-258  
 AmerMtrs; Matador; 1977-1975; V8-304  
 AmerMtrs; Matador; 1972; V8-304  
 AmerMtrs; Matador; 1978-1975; V8-360  
 AmerMtrs; Matador; 1972; V8-360

## 39859 - Continued

AmerMtrs; Matador; 1976-1975; V8-401  
 AmerMtrs; Matador; 1972; V8-401  
 AmerMtrs; Pacer; 1978; L6-232  
 AmerMtrs; Pacer; 1980-1979; L6-4.2  
 AmerMtrs; Spirit; 1979; L6-232  
 AmerMtrs; Spirit; 1979; L6-258  
 Buick; Apollo; 1975; L6-250  
 Buick; Apollo; 1975; V8-260  
 Buick; Apollo; 1975-1973; V8-350  
 Buick; Centurion; 1973-1971; V8-350  
 Buick; Century; 1978; V6-196  
 Buick; Century; 1978-1977; V6-231  
 Buick; Century; 1975; V6-231  
 Buick; Century; 1979; V8-301  
 Buick; Century; 1974-1973; V8-350  
 Buick; Electra; 1966-1960; V8-401  
 Buick; Electra; 1966-1965; V8-425  
 Buick; Electra; 1969-1967; V8-430  
 Buick; Electra; 1976-1970; V8-455  
 Buick; Estate Wagon; 1973-1972; V8-350  
 Buick; Estate Wagon; 1976-1971; V8-455  
 Buick; Invicta; 1963-1962; V8-401  
 Buick; Lesabre; 1970; L6-250  
 Buick; Lesabre; 1979-1964; V6-231  
 Buick; Lesabre; 1979-1977; V8-301  
 Buick; Lesabre; 1967-1966; V8-340  
 Buick; Lesabre; 1976-1968; V8-350  
 Buick; Lesabre; 1975-1962; V8-400  
 Buick; Lesabre; 1964; V8-425  
 Buick; Lesabre; 1976-1970; V8-455  
 Buick; Regal; 1979-1977; V6-196  
 Buick; Regal; 1975; V6-231  
 Buick; Regal; 1979; V8-301  
 Buick; Regal; 1974-1973; V8-350  
 Buick; Riviera; 1979; V6-231  
 Buick; Riviera; 1965-1963; V8-401  
 Buick; Riviera; 1966-1963; V8-425  
 Buick; Riviera; 1969-1967; V8-430  
 Buick; Riviera; 1976-1970; V8-455  
 Buick; Skyhawk; 1978-1975; V6-231  
 Buick; Skylark; 1971; L6-250  
 Buick; Skylark; 1969-1964; L6-250  
 Buick; Skylark; 1979-1977; V6-231  
 Buick; Skylark; 1975; V6-231  
 Buick; Skylark; 1963-1961; V8-215  
 Buick; Skylark; 1976-1975; V8-260  
 Buick; Skylark; 1967-1964; V8-300  
 Buick; Skylark; 1977-1966; V8-301  
 Buick; Skylark; 1978-1977; V8-350  
 Buick; Skylark; 1975; V8-350  
 Buick; Skylark; 1972-1965; V8-350  
 Buick; Skylark; 1972-1968; V8-455  
 Buick; Special; 1963-1962; V6-198  
 Buick; Special; 1967-1961; V6-225  
 Buick; Special; 1967-1964; V8-300  
 Buick; Special; 1969-1968; V8-350  
 Buick; Wildcat; 1966-1964; V8-401  
 Buick; Wildcat; 1966-1964; V8-425  
 Buick; Wildcat; 1969-1967; V8-430  
 Buick; Wildcat; 1970; V8-455  
 Cad; Deville; 1979-1977; V8-425  
 Cad; Fleetwood; 1979-1977; V8-425  
 Checker; Deluxe; 1969; L6-250  
 Checker; Deluxe; 1969; V8-327  
 Checker; Deluxe; 1969-1965; V8-350  
 Checker; Marathon; 1979-1969; L6-250  
 Checker; Marathon; 1967-1965; V8-283  
 Checker; Marathon; 1979-1977; V8-305  
 Checker; Marathon; 1968-1966; V8-307  
 Checker; Marathon; 1979-1969; V8-350  
 Chev; BelAir; 1965; L6-230  
 Chev; BelAir; 1969-1965; L6-250  
 Chev; BelAir; 1979-1977; L6-250 (Canada)  
 Chev; BelAir; 1969; V8-327  
 Chev; BelAir; 1969-1970; V8-396  
 Chev; Biscayne; 1965; L6-230  
 Chev; Biscayne; 1969-1965; L6-250  
 Chev; Biscayne; 1969; V8-327  
 Chev; Biscayne; 1969-1970; V8-396  
 Chev; Blazer; 1979-1973; L6-250  
 Chev; C&K Pickup; 1979-1973; L6-250  
 Chev; C&K Pickup; 1979-1973; L6-292

SYSTEM  
PUMP &  
GEAR  
IDENT.

SYSTEM &  
COM-  
PONENT  
IDENT.

PASS.  
CARS

LIGHT  
TRUCKS

MEDIUM/  
HEAVY  
TRUCKS

BUSES

HOSE  
NUMER-  
ICAL

REPAIR  
KITS

KIT  
NUMER-  
ICAL

ILLUSTRATIONS

# Numerical Listing - Power Steering Hose Assemblies and End Fittings

|                                      | 39859 - Continued   | 39859 - Continued   | 39859 - Continued  |
|--------------------------------------|---|---|--|
| <b>SYSTEM PUMP &amp; GEAR IDENT.</b> | Chev; Camaro; 1979-1977; L6-250<br>Chev; Camaro; 1975-1973; L6-250<br>Chev; Camaro; 1976; V8-305<br>Chev; Camaro; 1973; V8-307<br>Chev; Camaro; 1976-1973; V8-350<br>Chev; Caprice; 1979-1977; L6-250<br>Chev; Caprice; 1969; V8-327<br>Chev; Caprice; 1969-1970; V8-396<br>Chev; Chevelle; 1973-1972; L6-250<br>Chev; El Camino; 1977; L6-250<br>Chev; El Camino; 1975; L6-250<br>Chev; El Camino; 1973-1972; L6-250<br>Chev; El Camino; 1979; V6-200<br>Chev; El Camino; 1979-1978; V6-231<br>Chev; Impala; 1965; L6-230<br>Chev; Impala; 1979-1977; L6-250<br>Chev; Impala; 1969-1965; L6-250<br>Chev; Impala; 1969; V8-327<br>Chev; Impala; 1969-1970; V8-396<br>Chev; Malibu; 1977; L6-250<br>Chev; Malibu; 1975-1973; L6-250<br>Chev; Malibu; 1979; V6-200<br>Chev; Malibu; 1979; V6-231<br>Chev; Monte Carlo; 1979-1978; V6-231<br>Chev; Monza; 1975; L4-140<br>Chev; Monza; 1979-1978; L4-151<br>Chev; Monza; 1976-1975; V8-262<br>Chev; Monza; 1979-1975; V8-305<br>Chev; Nova; 1979-1975; L6-250<br>Chev; Suburban; 1980-1973; L6-4.1<br>Chev; Suburban; 1979-1973; L6-292<br>Chev; Vega; 1975; L4-122<br>Chev; Vega; 1975-1971; L4-140 | Ford; Galaxie; 1967-1965; V8-289<br>Ford; Galaxie; 1970-1968; V8-302<br>Ford; Galaxie; 1970-1969; V8-351<br>Ford; Galaxie; 1966-1965; V8-352<br>Ford; Galaxie; 1970-1965; V8-390<br>Ford; Galaxie; 1967; V8-427<br>Ford; Galaxie; 1969-1967; V8-428<br>Ford; Galaxie; 1970-1969; V8-429<br>Ford; Galaxie 500; 1972-1971; L6-240<br>Ford; Galaxie 500; 1974-1971; V8-351<br>Ford; Galaxie 500; 1971; V8-390<br>Ford; Galaxie 500; 1974-1971; V8-400<br>Ford; Galaxie 500; 1973-1971; V8-429<br>Ford; Galaxie 500; 1974-1972; V8-460<br>Ford; Gran Torino; 1974-1972; V8-302<br>Ford; Gran Torino; 1976-1972; V8-351<br>Ford; Gran Torino; 1976-1972; V8-400<br>Ford; Gran Torino; 1976-1973; V8-460<br>Ford; Ltd; 1967-1977; V8-289<br>Ford; Ltd; 1972-1968; V8-302<br>Ford; Ltd; 1978-1976; V8-351<br>Ford; Ltd; 1974-1969; V8-351<br>Ford; Ltd; 1971-1976; V8-390<br>Ford; Ltd; 1974-1971; V8-400<br>Ford; Ltd; 1967; V8-427<br>Ford; Ltd; 1969-1967; V8-428<br>Ford; Ltd; 1973-1969; V8-429<br>Ford; Ltd; 1976; V8-460<br>Ford; Ltd; 1974-1971; V8-460<br>Ford; Mustang; 1973-1971; L6-250<br>Ford; Mustang; 1973-1971; V8-302<br>Ford; Mustang; 1973-1971; V8-351<br>Ford; Mustang; 1971; V8-429<br>Ford; Ranch Wagon; 1974-1971; V8-351<br>Ford; Ranch Wagon; 1971; V8-390<br>Ford; Ranch Wagon; 1974-1971; V8-400<br>Ford; Ranch Wagon; 1973-1971; V8-429<br>Ford; Ranch Wagon; 1974-1972; V8-460<br>Ford; Rancho; 1974-1972; V8-302<br>Ford; Rancho; 1976-1972; V8-351<br>Ford; Rancho; 1976-1972; V8-400<br>Ford; Rancho; 1976-1974; V8-460<br>Ford; Thunderbird; 1977; V8-302<br>Ford; Thunderbird; 1977; V8-351<br>Ford; Thunderbird; 1977; V8-400<br>Ford; Thunderbird; 1973; V8-429<br>Ford; Thunderbird; 1976-1972; V8-460<br>Ford; Torino; 1974-1972; V8-302<br>Ford; Torino; 1976-1972; V8-351<br>Ford; Torino; 1976-1972; V8-400<br>Ford; Torino; 1976-1973; V8-460<br>GMC; C&K Pickup; 1979-1973; L6-250<br>GMC; C&K Pickup; 1979-1973; L6-292<br>GMC; Caballero; 1979; V6-200<br>GMC; Caballero; 1979-1973; V6-231<br>GMC; Sprint; 1977; L6-250<br>GMC; Sprint; 1975; L6-250<br>GMC; Sprint; 1972; L6-250<br>GMC; Suburban; 1979-1973; L6-250<br>GMC; Suburban; 1979-1973; L6-292<br>Jeep; J Pickup; 1970-1965; L6-232<br>Jeep; J Pickup; 1971-1969; V8-350<br>Jeep; Wagoneer; 1969-1965; L6-232<br>Jeep; Wagoneer; 1971-1968; V8-350<br>Linc; Continental; 1961; V8-430<br>Linc; Continental; 1974; V8-460<br>Linc; Continental; 1972-1970; V8-460<br>Linc; Continental Mark II; 1957-1956; V8-368<br>Linc; Mark III; 1971-1970; V8-460<br>Linc; Mark IV; 1974; V8-460<br>Linc; Mark IV; 1972; V8-460<br>Linc; Mark V; 1979; V8-400<br>Merc; Colony Park; 1974-1971; V8-400<br>Merc; Colony Park; 1973-1971; V8-429<br>Merc; Colony Park; 1974-1973; V8-460<br>Merc; Cougar; 1977; V8-302<br>Merc; Cougar; 1977-1971; V8-351<br>Merc; Cougar; 1977-1974; V8-400<br>Merc; Cougar; 1971; V8-429<br>Merc; Cougar; 1976-1974; V8-460<br>Merc; Grand Marquis; 1978; V8-351<br>Merc; Grand Marquis; 1978-1976; V8-400 | Merc; Grand Marquis; 1976; V8-460<br>Merc; Marauder; 1970-1969; V8-390<br>Merc; Marquis; 1978; V8-351<br>Merc; Marquis; 1970-1968; V8-390<br>Merc; Marquis; 1978-1976; V8-400<br>Merc; Marquis; 1974-1971; V8-400<br>Merc; Marquis; 1967; V8-410<br>Merc; Marquis; 1967; V8-427<br>Merc; Marquis; 1969-1967; V8-428<br>Merc; Marquis; 1973-1969; V8-429<br>Merc; Marquis; 1976; V8-460<br>Merc; Marquis; 1974-1973; V8-460<br>Merc; Montclair; 1968; V8-390<br>Merc; Montclair; 1968-1965; V8-428<br>Merc; Montclair; 1967; V8-410<br>Merc; Montclair; 1965; V8-427<br>Merc; Montclair; 1967-1966; V8-428<br>Merc; Montego; 1974-1972; L6-250<br>Merc; Montego; 1974-1972; V8-302<br>Merc; Montego; 1976-1972; V8-351<br>Merc; Montego; 1976-1972; V8-400<br>Merc; Montego; 1976-1973; V8-460<br>Merc; Monterey; 1973-1965; V8-351<br>Merc; Monterey; 1974-1971; V8-400<br>Merc; Monterey; 1967; V8-410<br>Merc; Monterey; 1965; V8-427<br>Merc; Monterey; 1969-1966; V8-428<br>Merc; Monterey; 1973-1969; V8-429<br>Merc; Monterey; 1974-1973; V8-460<br>Merc; Monterey; 1974-1973; V8-460<br>Merc; Park Lane; 1968; V8-390<br>Merc; Park Lane; 1966-1965; V8-390<br>Merc; Park Lane; 1967; V8-410<br>Merc; Park Lane; 1965; V8-427<br>Merc; Park Lane; 1968-1966; V8-428<br>Olds; Custom Cruiser; 1973; V8-350<br>Olds; Custom Cruiser; 1975-1971; V8-400<br>Olds; Cutlass; 1976-1975; L6-250<br>Olds; Cutlass; 1977-1975; V6-231<br>Olds; Cutlass; 1979; V8-305<br>Olds; Cutlass; 1979; V8-350<br>Olds; Cutlass; 1976-1971; V8-350<br>Olds; Cutlass; 1976-1971; V8-455<br>Olds; Cutlass Cruiser; 1978-1977; V6-231<br>Olds; Delta 88; 1979; V8-301<br>Olds; Delta 88; 1976-1971; V8-350<br>Olds; Delta 88; 1975-1972; V8-400<br>Olds; Ninety Eight; 1975; V8-350<br>Olds; Ninety Eight; 1973-1972; V8-350<br>Olds; Ninety Eight; 1975-1971; V8-400<br>Olds; Omega; 1976-1975; L6-250<br>Olds; Omega; 1979-1975; V6-231<br>Olds; Omega; 1979; V8-305<br>Olds; Omega; 1979; V8-350<br>Olds; Starfire; 1979-1976; L4-151<br>Olds; Starfire; 1979-1977; V8-305<br>Olds; Toronado; 1979-1978; V8-350<br>Olds; Toronado; 1976-1971; V8-455<br>Olds; Vista Cruiser; 1975-1971; V8-350<br>Olds; Vista Cruiser; 1975-1971; V8-455<br>Olds; 442; 1971; V8-455<br>Ply; B Van; 1979; L6-225<br>Ply; Trailduster; 1977-1974; V8-318<br>Ply; Trailduster; 1977-1974; V8-360<br>Ply; Trailduster; 1977-1976; V8-400<br>Ply; Trailduster; 1974; V8-400<br>Ply; Trailduster; 1977-1974; V8-440<br>Pont; Astre; 1974-1973; L4-140 (Canada)<br>Pont; Bonneville; 1979-1977; V8-301<br>Pont; Bonneville; 1977-1959; V8-350<br>Pont; Bonneville; 1978-1967; V8-400<br>Pont; Bonneville; 1979; V8-403<br>Pont; Bonneville; 1977-1963; V8-403<br>Pont; Bonneville; 1969-1967; V8-428<br>Pont; Bonneville; 1976-1970; V8-455<br>Pont; Catalina; 1979-1977; V6-231<br>Pont; Catalina; 1979-1976; V8-305 (Canada)<br>Pont; Catalina; 1973-1971; V8-350<br>Pont; Catalina; 1975; V8-350 (Canada)<br>Pont; Catalina; 1966-1959; V8-389<br>Pont; Catalina; 1978-1971; V8-400<br>Pont; Catalina; 1968-1967; V8-400<br>Pont; Catalina; 1977-1961; V8-403 |
| <b>SYSTEM &amp; COMPONENT IDENT.</b> |   |   |  |
| <b>PASS. CARS</b>                    |   |   |  |
| <b>LIGHT TRUCKS</b>                  |   |   |  |
| <b>MEDIUM/HEAVY TRUCKS</b>           |   |   |  |
| <b>BUSES</b>                         |   |   |  |
| <b>HOSE NUMERICAL</b>                |   |   |  |
| <b>REPAIR KITS</b>                   |   |   |  |
| <b>KIT NUMERICAL</b>                 |   |   |  |
| <b>ILLUSTRATIONS</b>                 |   |   |  |

# Numerical Listing - Power Steering Hose Assemblies and End Fittings

## 39859 - Continued

Pont; Catalina; 1968-1967; V8-428  
 Pont; Catalina; 1976-1971; V8-455  
 Pont; Executive; 1967; V8-389  
 Pont; Firebird; 1967; L6-230  
 Pont; Firebird; 1976-1968; L6-250  
 Pont; Firebird; 1978-1977; V6-231  
 Pont; Firebird; 1979; V8-301  
 Pont; Firebird; 1977; V8-301  
 Pont; Firebird; 1967; V8-326  
 Pont; Firebird; 1977-1971; V8-350  
 Pont; Firebird; 1979-1971; V8-400  
 Pont; Firebird; 1967; V8-400  
 Pont; Firebird; 1979; V8-403  
 Pont; Firebird; 1977-1971; V8-403  
 Pont; Grand Am; 1979; V6-231  
 Pont; Grand Am; 1979; V8-301  
 Pont; Grand Am; 1975; V8-350  
 Pont; Grand Am; 1973; V8-350  
 Pont; Grand Am; 1975-1973; V8-400  
 Pont; Grand Am; 1975-1973; V8-455  
 Pont; Grand Lemans; 1976; L6-250  
 Pont; Grand Lemans; 1979-1977; V6-231  
 Pont; Grand Lemans; 1979; V8-301  
 Pont; Grand Lemans; 1977; V8-301  
 Pont; Grand Lemans; 1979; V8-305  
 Pont; Grand Lemans; 1979; V8-350  
 Pont; Grand Lemans; 1977; V8-350  
 Pont; Grand Lemans; 1975; V8-350  
 Pont; Grand Lemans; 1975; V8-400  
 Pont; Grand Lemans; 1975; V8-455  
 Pont; Grand Prix; 1979; V6-231  
 Pont; Grand Prix; 1977; V8-301  
 Pont; Grand Prix; 1979; V8-305  
 Pont; Grand Prix; 1977-1969; V8-350  
 Pont; Grand Prix; 1977; V8-403  
 Pont; Grand Prix; 1969; V8-428  
 Pont; Grand Prix; 1976-1970; V8-455  
 Pont; Grand Safari; 1978-1971; V8-301  
 Pont; Grand Safari; 1976-1971; V8-455  
 Pont; Grandville; 1975; V8-400  
 Pont; Grandville; 1973; V8-400  
 Pont; Grandville; 1971; V8-400  
 Pont; Grandville; 1975-1971; V8-455  
 Pont; GTO; 1966; V8-389  
 Pont; GTO; 1970-1967; V8-400  
 Pont; GTO; 1970; V8-455  
 Pont; Laurentian; 1979-1971; V8-305 (Canada)  
 Pont; Laurentian; 1976-1974; V8-400 (Canada)  
 Pont; Laurentian; 1976-1974; V8-455 (Canada)  
 Pont; Lemans; 1976; L6-250  
 Pont; Lemans; 1972-1970; L6-250  
 Pont; Lemans; 1979-1977; V6-200 (Canada)  
 Pont; Lemans; 1979; V8-267 (Canada)  
 Pont; Lemans; 1979-1977; V8-301  
 Pont; Lemans; 1979; V8-305  
 Pont; Lemans; 1979; V8-350  
 Pont; Lemans; 1977; V8-350  
 Pont; Lemans; 1975-1974; V8-350  
 Pont; Lemans; 1972-1970; V8-350  
 Pont; Lemans; 1977; V8-400  
 Pont; Lemans; 1975-1974; V8-400  
 Pont; Lemans; 1972-1970; V8-400  
 Pont; Lemans; 1974; V8-455  
 Pont; Lemans; 1972-1971; V8-455  
 Pont; Parisienne; 1962-1961; L6-(Canada)  
 Pont; Parisienne; 1965-1963; L6-230 (Canada)  
 Pont; Parisienne; 1979-1978; L6-250 (Canada)  
 Pont; Parisienne; 1972-1961; L6-250 (Canada)  
 Pont; Parisienne; 1979-1978; V8-305 (Canada)  
 Pont; Parisienne; 1969-1961; V8-327 (Canada)  
 Pont; Parisienne; 1961; V8-348 (Canada)  
 Pont; Parisienne; 1979-1978; V8-350 (Canada)  
 Pont; Parisienne; 1976-1969; V8-350 (Canada)  
 Pont; Parisienne; 1969-1966; V8-396 (Canada)  
 Pont; Parisienne; 1976-1974; V8-400 (Canada)  
 Pont; Parisienne; 1970; V8-400 (Canada)  
 Pont; Parisienne; 1965-1964; V8-409 (Canada)  
 Pont; Parisienne; 1969-1966; V8-427 (Canada)  
 Pont; Parisienne; 1970; V8-454 (Canada)  
 Pont; Parisienne; 1976-1974; V8-455 (Canada)  
 Pont; Star Chief; 1966-1959; V8-389  
 Pont; Star Chief; 1966-1963; V8-421

## 39859 - Continued

Pont; Sunbird; 1979-1976; L4-151  
 Pont; Sunbird; 1979-1978; V8-305  
 Pont; Tempest; 1965-1964; L6-215  
 Pont; Tempest; 1970-1964; L6-250  
 Pont; Tempest; 1970-1968; V8-350  
 Pont; Tempest; 1965-1964; V8-389  
 Pont; Tempest; 1970; V8-400

## 39860

Ford; Fairlane; 1966-1962; L6-170  
 Ford; Fairlane; 1969-1963; L6-200  
 Ford; Fairlane; 1970-1969; L6-250  
 Ford; Fairlane; 1963-1962; V8-221  
 Ford; Fairlane; 1964-1962; V8-260  
 Ford; Fairlane; 1968-1963; V8-289  
 Ford; Fairlane; 1968; V8-302  
 Ford; Fairlane; 1964; V8-390  
 Ford; Falcon; 1969-1966; L6-170  
 Ford; Falcon; 1970-1966; L6-200  
 Ford; Falcon; 1970; L6-250  
 Ford; Falcon; 1968-1966; V8-289  
 Ford; Falcon; 1968; V8-302  
 Ford; Granada; 1977-1975; L6-200  
 Ford; Granada; 1977-1975; L6-250  
 Ford; Granada; 1977-1976; V8-302  
 Ford; Maverick; 1972-1969; L6-170  
 Ford; Maverick; 1976-1969; L6-200  
 Ford; Maverick; 1976-1970; L6-250  
 Ford; Maverick; 1976; V8-302  
 Ford; Mustang; 1970-1967; L6-200  
 Ford; Mustang; 1970-1968; L6-250  
 Ford; Ranchero; 1968-1966; L6-200  
 Ford; Ranchero; 1971-1966; L6-250  
 Ford; Ranchero; 1968; V8-302  
 Ford; Torino; 1968; L6-200  
 Ford; Torino; 1971-1968; L6-250  
 Ford; Torino; 1968; V8-302  
 Merc; Comet; 1972-1971; L6-170  
 Merc; Comet; 1976-1971; L6-200  
 Merc; Comet; 1968-1971; L6-200  
 Merc; Comet; 1969; L6-250  
 Merc; Comet; 1967-1976; V8-289  
 Merc; Comet; 1968-1969; V8-302  
 Merc; Cyclone; 1969; V8-351  
 Merc; Meteor; 1963; L6-170  
 Merc; Meteor; 1963; V8-221  
 Merc; Meteor; 1963; V8-260  
 Merc; Monarch; 1976; L6-200  
 Merc; Monarch; 1976; V8-351  
 Merc; Montego; 1968; L6-200  
 Merc; Montego; 1971-1969; L6-250  
 Merc; Montego; 1969; V8-302

## 39861

Ford; Falcon; 1965; L6-170  
 Ford; Falcon; 1965-1963; L6-200  
 Ford; Falcon; 1965; V8-289  
 Ford; Falcon Ranchero; 1965; L6-170  
 Ford; Falcon Ranchero; 1965-1963; L6-200  
 Ford; Falcon Ranchero; 1965-1964; V8-289  
 Ford; Mustang; 1966-1964; L6-200  
 Ford; Mustang; 1966-1964; V8-289  
 Merc; Comet; 1964; V8-260

## 39862

Ford; Custom 500; 1977-1976; V8-351  
 Ford; Custom 500; 1976; V8-460  
 Ford; Fairlane; 1966; V8-390  
 Ford; Ltd; 1976; V8-351  
 Ford; Ltd; 1976; V8-400  
 Ford; Ltd; 1976; V8-460  
 Merc; Grand Marquis; 1976; V8-400  
 Merc; Grand Marquis; 1976; V8-460  
 Merc; Marquis; 1976; V8-400  
 Merc; Marquis; 1976; V8-460

## 39863

Ford; Mustang; 1995; V6-3.8

## 70146

Chev; BelAir; 1964-1958; L6-230  
 Chev; BelAir; 1964-1958; V8-283  
 Chev; BelAir; 1964-1958; V8-327  
 Chev; BelAir; 1964-1962; V8-409  
 Chev; Biscayne; 1964-1958; L6-230  
 Chev; Biscayne; 1964-1958; V8-283  
 Chev; Biscayne; 1964-1958; V8-327  
 Chev; Biscayne; 1964-1962; V8-409  
 Chev; Impala; 1964-1959; L6-230  
 Chev; Impala; 1964-1959; V8-283  
 Chev; Impala; 1964-1959; V8-327  
 Chev; Impala; 1964-1961; V8-409  
 Chev; Impala; 1963; V8-427

## 70177

Buick; Centurion; 1973; V8-350  
 Buick; Centurion; 1973; V8-455  
 Buick; Century; 1975; V6-231  
 Buick; Century; 1979; V8-301  
 Buick; Century; 1974-1973; V8-350  
 Buick; Electra; 1976-1973; V8-455  
 Buick; Estate Wagon; 1973; V8-350  
 Buick; Estate Wagon; 1976-1973; V8-455  
 Buick; Lesabre; 1978-1976; V6-231  
 Buick; Lesabre; 1979-1978; V8-301  
 Buick; Lesabre; 1976-1973; V8-350  
 Buick; Lesabre; 1975-1973; V8-400  
 Buick; Regal; 1978; V6-196  
 Buick; Regal; 1978; V6-231  
 Buick; Regal; 1975; V6-231  
 Buick; Regal; 1979; V8-301  
 Buick; Regal; 1974-1973; V8-350  
 Buick; Riviera; 1976-1971; V8-455  
 Buick; Skyhawk; 1976-1975; V6-231  
 Buick; Skylark; 1971; L6-250  
 Buick; Skylark; 1978-1977; V6-231  
 Buick; Skylark; 1972-1971; V8-350  
 Cad; Seville; 1979-1976; V8-350  
 Chev; BelAir; 1979-1977; L6-250 (Canada)  
 Chev; Caprice; 1979-1977; L6-250  
 Chev; Vega; 1972-1971; L4-140  
 GMC; C&K Pickup; 1979-1977; V8-454  
 GMC; Caballero; 1979-1977; V6-231  
 Olds; Cutlass Cruiser; 1978; V6-231  
 Olds; Delta 88; 1978-1977; V6-231  
 Olds; Delta 88; 1979; V8-301  
 Olds; Omega; 1979; V6-231  
 Olds; Starfire; 1977-1976; V6-231  
 Pont; Bonneville; 1979-1964; V8-301  
 Pont; Bonneville; 1978-1979; V8-400  
 Pont; Bonneville; 1977-1964; V8-403  
 Pont; Catalina; 1979-1964; V6-231  
 Pont; Catalina; 1978-1964; V8-400  
 Pont; Firebird; 1972-1970; L6-250  
 Pont; Firebird; 1978-1977; V6-231  
 Pont; Firebird; 1979; V8-301  
 Pont; Firebird; 1977; V8-301  
 Pont; Firebird; 1977; V8-350  
 Pont; Firebird; 1972-1971; V8-350  
 Pont; Firebird; 1979-1977; V8-400  
 Pont; Firebird; 1972-1971; V8-400  
 Pont; Firebird; 1979; V8-403  
 Pont; Firebird; 1977; V8-403  
 Pont; Firebird; 1972-1971; V8-455  
 Pont; Grand Am; 1979-1977; V6-231  
 Pont; Grand Lemans; 1977; V8-350  
 Pont; Grand Prix; 1979-1977; V6-231  
 Pont; Grand Prix; 1972-1971; V8-400  
 Pont; Grand Prix; 1977; V8-403  
 Pont; Grand Prix; 1972-1971; V8-455  
 Pont; Grand Safari; 1978-1977; V8-301  
 Pont; GTO; 1971; V8-400  
 Pont; GTO; 1971; V8-455  
 Pont; Laurentian; 1979-1977; V8-305 (Canada)  
 Pont; Lemans; 1974-1971; L6-250  
 Pont; Lemans; 1979-1977; V6-200 (Canada)  
 Pont; Lemans; 1979; V8-267 (Canada)  
 Pont; Lemans; 1977; V8-350  
 Pont; Lemans; 1972-1971; V8-350  
 Pont; Parisienne; 1965-1964; L6-230 (Canada)  
 Pont; Parisienne; 1979-1977; V8-305 (Canada)  
 Pont; Parisienne; 1976-1969; V8-350 (Canada)  
 Pont; Parisienne; 1969-1966; V8-396 (Canada)  
 Pont; Parisienne; 1976-1974; V8-400 (Canada)  
 Pont; Parisienne; 1970; V8-400 (Canada)  
 Pont; Parisienne; 1965-1964; V8-409 (Canada)  
 Pont; Parisienne; 1969-1966; V8-427 (Canada)  
 Pont; Parisienne; 1970; V8-454 (Canada)  
 Pont; Parisienne; 1976-1974; V8-455 (Canada)  
 Pont; Star Chief; 1966-1959; V8-389  
 Pont; Star Chief; 1966-1963; V8-421

SYSTEM  
PUMP &  
GEAR  
IDENT.

SYSTEM &  
COM-  
PONENT  
IDENT.

PASS.  
CARS

LIGHT  
TRUCKS

MEDIUM/  
HEAVY  
TRUCKS

BUSES

HOSE  
NUMER-  
ICAL

REPAIR  
KITS

KIT  
NUMER-  
ICAL

ILLUST-  
RATIONS



# Numerical Listing - Power Steering Hose Assemblies and End Fittings

**SYSTEM PUMP & GEAR IDENT.**

## 70177 - Continued

Pont; Parisienne; 1966; L6-250 (Canada)  
 Pont; Parisienne; 1966-1964; V8-283 (Canada)  
 Pont; Parisienne; 1979-1978; V8-305 (Canada)  
 Pont; Parisienne; 1966-1964; V8-327 (Canada)  
 Pont; Parisienne; 1979-1978; V8-350 (Canada)  
 Pont; Parisienne; 1966-1964; V8-396 (Canada)  
 Pont; Parisienne; 1966; V8-427 (Canada)  
 Pont; Star Chief; 1966-1964; V8-389  
 Pont; Star Chief; 1966-1964; V8-421  
 Pont; Sunbird; 1977; V6-231  
 Pont; Ventura; 1972; L6-250

## 70183

Chev; BelAir; 1964-1960; L6-230  
 Chev; BelAir; 1964-1960; V8-283  
 Chev; BelAir; 1964-1960; V8-327  
 Chev; BelAir; 1964-1962; V8-409  
 Chev; Biscayne; 1964-1960; L6-230  
 Chev; Biscayne; 1964-1960; V8-283  
 Chev; Biscayne; 1964-1960; V8-327  
 Chev; Biscayne; 1964-1962; V8-409  
 Chev; Impala; 1964-1960; L6-230  
 Chev; Impala; 1964-1960; V8-283  
 Chev; Impala; 1964-1960; V8-327  
 Chev; Impala; 1964-1961; V8-409  
 Chev; Impala; 1963; V8-427

## 70198

Buick; Lesabre; 1965-1964; V8-300  
 Buick; Lesabre; 1967; V8-340  
 Buick; Skylark; 1965-1964; V6-225  
 Buick; Skylark; 1967-1964; V8-300  
 Buick; Skylark; 1967-1966; V8-340  
 Buick; Skylark; 1969-1965; V8-350  
 Buick; Special; 1967-1964; V6-225  
 Buick; Special; 1967-1964; V8-300  
 Buick; Special; 1969-1968; V8-350  
 Checker; Deluxe; 1969; L6-250  
 Checker; Deluxe; 1969; V8-327  
 Checker; Deluxe; 1969-1968; V8-350  
 Checker; Marathon; 1970-1968; L6-250  
 Checker; Marathon; 1970-1969; V8-350  
 Jeep; J Pickup; 1969; V8-350  
 Jeep; Wagoneer; 1969-1968; V8-350  
 Olds; Jetstar 88; 1964; V8-330

## 70203

Olds; Cutlass; 1967; V8-330  
 Olds; Cutlass; 1967; V8-400  
 Olds; F85; 1965-1964; V6-225  
 Olds; F85; 1967-1964; V8-330  
 Olds; F85; 1966-1965; V8-400  
 Olds; Vista Cruiser; 1967-1964; V8-330

## 70206

AmerMtrs; American; 1968; V8-290  
 AmerMtrs; Hornet; 1971; V8-304  
 Pont; Catalina; 1970; V8-350  
 Pont; Catalina; 1970-1969; V8-400  
 Pont; Catalina; 1969-1970; V8-428  
 Pont; Executive; 1970; V8-350  
 Pont; Executive; 1970-1968; V8-400  
 Pont; Executive; 1970; V8-455  
 Pont; GTO; 1970-1967; V8-400  
 Pont; GTO; 1970-1969; V8-455  
 Pont; Laurentian; 1969; V8-327 (Canada)  
 Pont; Laurentian; 1969-1970; V8-396 (Canada)  
 Pont; Lemans; 1970; V8-350  
 Pont; Lemans; 1970; V8-400  
 Pont; Tempest; 1967; V8-326  
 Pont; Tempest; 1964; V8-326  
 Pont; Tempest; 1970-1968; V8-350  
 Pont; Tempest; 1964; V8-389  
 Pont; Tempest; 1970; V8-400

## 70213

Buick; Lesabre; 1978; V6-231  
 Buick; Regal; 1978; V6-231

**SYSTEM & COMPONENT IDENT.**

## 70213 - Continued

Chev; Beaumont; 1967-1966; V8-283 (Canada)  
 Chev; Beaumont; 1968-1967; V8-307 (Canada)  
 Chev; Chevelle; 1967-1964; V8-283  
 Chev; Chevelle; 1968; V8-307  
 Chev; Chevelle; 1968-1964; V8-327  
 Chev; Chevelle; 1967; V8-396  
 Chev; El Camino; 1967-1964; V8-283  
 Chev; El Camino; 1968; V8-307  
 Chev; El Camino; 1968-1964; V8-327  
 Chev; El Camino; 1967; V8-396

## 70216

Chev; BelAir; 1967-1965; V8-283  
 Chev; BelAir; 1968; V8-307  
 Chev; BelAir; 1968-1965; V8-327  
 Chev; Biscayne; 1967-1965; V8-283  
 Chev; Biscayne; 1968; V8-307  
 Chev; Biscayne; 1968-1965; V8-327  
 Chev; Caprice; 1967-1966; V8-283  
 Chev; Caprice; 1968; V8-307  
 Chev; Caprice; 1968-1965; V8-327  
 Chev; Impala; 1968; V8-307  
 Chev; Impala; 1968-1965; V8-327  
 Dodge; D400; 1976-1974; Dodge V8-318  
 Dodge; W500; 1976-1975; Dodge V8-318  
 Dodge; S500; 1976-1974; GM V8-318  
 Dodge; S600; 1976-1974; GM V8-318

## 70225

Cad; Calais; 1967-1966; V8-429  
 Pont; Firebird; 1967; L6-230  
 Pont; Firebird; 1969-1968; L6-250

## 70228

AmerMtrs; Ambassador; 1967; L6-232  
 AmerMtrs; Ambassador; 1969-1967; V8-290  
 AmerMtrs; Ambassador; 1972-1967; V8-304  
 AmerMtrs; Ambassador; 1972-1970; V8-360  
 AmerMtrs; Ambassador; 1970-1968; V8-390  
 AmerMtrs; Ambassador; 1972-1971; V8-401  
 AmerMtrs; American; 1967; L6-199  
 AmerMtrs; American; 1967; L6-232  
 AmerMtrs; AMX; 1969-1968; V8-290  
 AmerMtrs; AMX; 1972; V8-304  
 AmerMtrs; AMX; 1969-1968; V8-343  
 AmerMtrs; AMX; 1972-1970; V8-360  
 AmerMtrs; AMX; 1970-1968; V8-390  
 AmerMtrs; AMX; 1972-1971; V8-401  
 AmerMtrs; Gremlin; 1972; V8-304  
 AmerMtrs; Hornet; 1972; V8-304  
 AmerMtrs; Hornet; 1972; V8-360  
 AmerMtrs; Javelin; 1969-1968; V8-290  
 AmerMtrs; Javelin; 1972-1968; V8-304  
 AmerMtrs; Javelin; 1972-1970; V8-360  
 AmerMtrs; Javelin; 1970-1968; V8-390  
 AmerMtrs; Javelin; 1972-1971; V8-401  
 AmerMtrs; Marlin; 1967; L6-232  
 AmerMtrs; Marlin; 1967; V8-290  
 AmerMtrs; Marlin; 1967; V8-343  
 AmerMtrs; Matador; 1972-1971; V8-304  
 AmerMtrs; Rambler; 1969; V8-290  
 AmerMtrs; Rambler; 1969; V8-390  
 AmerMtrs; Rebel; 1967; L6-232  
 AmerMtrs; Rebel; 1969-1967; V8-290  
 AmerMtrs; Rebel; 1970-1967; V8-304  
 AmerMtrs; Rebel; 1970; V8-360  
 AmerMtrs; Rebel; 1970-1969; V8-390  
 Checker; Marathon; 1977; V8-305  
 Checker; Marathon; 1977-1971; V8-350  
 Intnatl; Scout; 1971; L4-196  
 Intnatl; Scout II; 1975-1971; L4-196  
 Pont; Tempest; 1967-1966; L6-230

## 70230

Chev; Beaumont; 1968-1969; V8-350 (Canada)  
 Chev; BelAir; 1965; L6-230  
 Chev; BelAir; 1969-1965; L6-250  
 Chev; Biscayne; 1965; L6-230  
 Chev; Biscayne; 1969-1965; L6-250

**PASS. CARS**

**LIGHT TRUCKS**

**MEDIUM/HEAVY TRUCKS**

**BUSES**

**HOSE NUMERICAL**

**REPAIR KITS**

**KIT NUMERICAL**

**ILLUSTRATIONS**

## 70230 - Continued

Chev; Camaro; 1969-1967; L6-230  
 Chev; Camaro; 1969-1967; L6-250  
 Chev; Camaro; 1967; V8-427  
 Chev; Chevelle; 1969-1968; V8-396  
 Chev; Chevy II; 1968; L6-250  
 Chev; Chevy II; 1968; V8-307  
 Chev; Chevy II; 1968; V8-327  
 Chev; Chevy II; 1968; V8-350  
 Chev; Chevy II; 1968-1969; V8-396  
 Chev; Impala; 1965; L6-230  
 Chev; Impala; 1969-1965; L6-250  
 Chev; Nova; 1969; L6-230  
 Chev; Nova; 1969; L6-250  
 Olds; Delmont 88; 1967; V8-330  
 Olds; Delmont 88; 1967; V8-425  
 Olds; Delta 88; 1967-1965; V8-425  
 Olds; Jetstar I; 1965; V8-425  
 Olds; Ninety Eight; 1967-1965; V8-425  
 Pont; Lemans; 1974; L6-250

## 70235

Buick; Centurion; 1973; V8-455  
 Buick; Electra; 1976-1973; V8-455  
 Buick; Estate Wagon; 1976-1973; V8-455  
 Buick; Lesabre; 1976-1971; V8-455  
 Pont; Bonneville; 1967; V8-400  
 Pont; Bonneville; 1967; V8-428  
 Pont; Catalina; 1967; V8-400  
 Pont; Catalina; 1967; V8-428  
 Pont; Executive; 1967; V8-389  
 Pont; Executive; 1967; V8-400  
 Pont; Executive; 1967; V8-428  
 Pont; Firebird; 1967; V8-326  
 Pont; Firebird; 1969-1967; V8-350  
 Pont; Grand Prix; 1967; V8-400  
 Pont; Grand Prix; 1967; V8-428  
 Pont; Lemans; 1973-1971; L6-250  
 Pont; Parisienne; 1967; L6-250 (Canada)  
 Pont; Parisienne; 1967; V8-283 (Canada)  
 Pont; Parisienne; 1967; V8-327 (Canada)  
 Pont; Parisienne; 1967; V8-396 (Canada)  
 Pont; Parisienne; 1967; V8-427 (Canada)

## 70239

Chev; Corvette; 1968-1963; V8-327  
 Chev; Corvette; 1979-1969; V8-350

## 70242

Olds; Delmont 88; 1968; V8-350  
 Olds; Delmont 88; 1968; V8-455  
 Olds; Delta 88; 1970-1968; V8-350  
 Olds; Ninety Eight; 1970-1968; V8-455  
 Pont; Bonneville; 1970-1968; V8-400  
 Pont; Bonneville; 1970; V8-455  
 Pont; Catalina; 1970; V8-350  
 Pont; Catalina; 1970-1968; V8-400  
 Pont; Catalina; 1970; V8-455  
 Pont; Grand Prix; 1968; V8-400  
 Pont; Grand Prix; 1968-1969; V8-428  
 Pont; Laurentian; 1969-1970; V8-396 (Canada)  
 Pont; Parisienne; 1970-1968; L6-250 (Canada)  
 Pont; Parisienne; 1970-1969; V8-350 (Canada)  
 Pont; Parisienne; 1969-1968; V8-396 (Canada)  
 Pont; Parisienne; 1970-1968; V8-400 (Canada)  
 Pont; Parisienne; 1970; V8-454 (Canada)

## 70245

Olds; Cutlass; 1970-1968; V8-350  
 Olds; Cutlass; 1970; V8-455  
 Olds; F85; 1970-1968; V8-350  
 Olds; Vista Cruiser; 1970-1968; V8-350  
 Olds; Vista Cruiser; 1970; V8-455  
 Olds; 442; 1969-1968; V8-400  
 Olds; 442; 1970-1968; V8-455

## 70247

Buick; Lesabre; 1980-1973; V6-3.8  
 Buick; Skylark; 1979-1977; V6-231

# Numerical Listing - Power Steering Hose Assemblies and End Fittings

## 70247 - Continued

Buick; Skylark; 1970; V8-350  
 Buick; Skylark; 1970; V8-455  
 Chev; BelAir; 1979-1978; L6-250 (Canada)  
 Chev; Caprice; 1980; V6-3.8  
 Chev; El Camino; 1978; V6-200  
 Chev; El Camino; 1980; V6-3.8  
 Chev; El Camino; 1978; V6-231  
 Chev; Impala; 1980; V6-3.8  
 Chev; Malibu; 1978; V6-200  
 Chev; Malibu; 1980-1978; V6-3.8  
 Chev; Monte Carlo; 1980-1978; V6-3.8  
 GMC; Caballero; 1978; V6-200  
 GMC; Caballero; 1980; V6-3.8  
 GMC; Caballero; 1978; V6-231  
 Jeep; J Pickup; 1971-1970; V8-350  
 Olds; Cutlass; 1980-1977; V6-3.8  
 Olds; Cutlass Cruiser; 1980; V6-3.8  
 Olds; Cutlass Cruiser; 1978; V6-231  
 Olds; Delta 88; 1980-1977; V6-3.8  
 Olds; Omega; 1979-1977; V6-231  
 Olds; Omega; 1977; V8-260  
 Olds; Toronado; 1970-1968; V8-455  
 Pont; Bonneville; 1980; V6-3.8  
 Pont; Catalina; 1980-1977; V6-3.8  
 Pont; Firebird; 1979-1977; V6-231  
 Pont; Grand Am; 1979; V6-231  
 Pont; Grand Lemans; 1977; L6-250 (Canada)  
 Pont; Grand Lemans; 1979-1977; V6-231  
 Pont; Grand Prix; 1980-1978; V6-3.8  
 Pont; Laurentian; 1980; V6-3.8 (Canada)  
 Pont; Lemans; 1977; L6-250 (Canada)  
 Pont; Lemans; 1979-1977; V6-200 (Canada)  
 Pont; Lemans; 1979; V8-267 (Canada)  
 Pont; Parisienne; 1979-1977; L6-250 (Canada)  
 Pont; Parisienne; 1980-1968; V6-3.8 (Canada)

## 70248

Chev; Camaro; 1969; V8-302  
 Chev; Camaro; 1969; V8-307  
 Chev; Camaro; 1969; V8-327  
 Chev; Camaro; 1969; V8-350  
 Chev; Camaro; 1969; V8-396  
 Chev; Camaro; 1969; V8-427  
 Chev; Nova; 1969; V8-307  
 Chev; Nova; 1969; V8-350  
 Chev; Nova; 1969; V8-396

## 70250

Buick; Riviera; 1969-1970; V8-430

## 70251

Buick; Electra; 1969-1970; V8-430  
 Buick; Lesabre; 1970; L6-250  
 Buick; Lesabre; 1970; V8-350

## 70252

Cad; Eldorado; 1969-1968; V8-472  
 Cad; Eldorado; 1975-1970; V8-500

## 70253

Chev; Beaumont; 1969; V8-307 (Canada)  
 Chev; Beaumont; 1969; V8-350 (Canada)  
 Chev; Chevelle; 1969; V8-307  
 Chev; Chevelle; 1969; V8-350  
 Chev; El Camino; 1969; V8-307  
 Chev; El Camino; 1969; V8-350

## 70254

Chev; Nova; 1972-1970; V8-307  
 Chev; Nova; 1972-1970; V8-350  
 Chev; Nova; 1970; V8-396  
 Chev; Nova; 1970; V8-402  
 Pont; Ventura; 1972-1971; V8-307

## 70255

AmerMtrs; AMX; 1979-1978; L6-258

## 70255 - Continued

AmerMtrs; Gremlin; 1978; L4-121  
 AmerMtrs; Matador; 1978-1975; L6-258  
 AmerMtrs; Spirit; 1979; L6-232  
 AmerMtrs; Spirit; 1979; L6-258  
 Chev; BelAir; 1971-1972; V8-400  
 Chev; BelAir; 1972; V8-454  
 Chev; Biscayne; 1972-1970; V8-454  
 Chev; Camaro; 1972; V8-350  
 Chev; Caprice; 1972-1971; V8-454  
 Chev; Chevelle; 1971; V8-400  
 Chev; Impala; 1971-1972; V8-400  
 Chev; Impala; 1972-1971; V8-454

## 70257

AmerMtrs; Gremlin; 1977-1975; L6-232  
 AmerMtrs; Gremlin; 1977-1975; L6-258  
 AmerMtrs; Hornet; 1977-1975; L6-232  
 AmerMtrs; Hornet; 1977-1975; L6-258  
 Buick; Apollo; 1974-1973; L6-250  
 Cad; Eldorado; 1967; V8-429  
 Checker; Marathon; 1979-1978; L6-250  
 Chev; BelAir; 1970; L6-250  
 Chev; Biscayne; 1970; L6-250  
 Chev; Impala; 1970; L6-250  
 Chev; Monza; 1979-1977; V8-305  
 Chev; Nova; 1970; L6-230  
 Chev; Nova; 1974-1970; L6-250  
 Intnati; Scout; 1971-1969; V8-304  
 Intnati; Scout II; 1979-1976; L6-198 Dsl  
 Intnati; Scout II; 1971; V8-304  
 Intnati; Scout II; 1971; V8-345  
 Olds; Omega; 1974-1973; L6-250  
 Olds; Starfire; 1979-1977; V8-305  
 Pont; Grand Lemans; 1975; L6-250  
 Pont; Lemans; 1975-1973; L6-250

## 70260

Buick; Century; 1979; V8-305  
 Buick; Century; 1979; V8-350  
 Buick; Regal; 1979; V8-305  
 Buick; Riviera; 1972-1971; V8-455  
 Chev; BelAir; 1979; V8-305 (Canada)  
 Chev; BelAir; 1971; V8-350  
 Chev; BelAir; 1979-1978; V8-350 (Canada)  
 Chev; BelAir; 1971; V8-400  
 Chev; BelAir; 1971; V8-402  
 Chev; Biscayne; 1971; V8-350  
 Chev; Biscayne; 1971; V8-400  
 Chev; Biscayne; 1971; V8-402  
 Chev; Blazer; 1978; L6-250  
 Chev; C&K Pickup; 1978; L6-250  
 Chev; C&K Pickup; 1978-1979; L6-292  
 Chev; Caprice; 1979-1978; V8-350  
 Chev; Caprice; 1971; V8-350  
 Chev; Caprice; 1971; V8-400  
 Chev; Caprice; 1971; V8-402  
 Chev; Chevelle; 1976; V8-305  
 Chev; Chevelle; 1976-1975; V8-350  
 Chev; El Camino; 1979; V8-267  
 Chev; El Camino; 1979-1978; V8-305  
 Chev; El Camino; 1973-1972; V8-307  
 Chev; El Camino; 1979; V8-350  
 Chev; Impala; 1979-1978; V8-350  
 Chev; Impala; 1971; V8-350  
 Chev; Impala; 1971; V8-400  
 Chev; Impala; 1971; V8-402  
 Chev; Malibu; 1979; V8-267  
 Chev; Malibu; 1979-1978; V8-305  
 Chev; Malibu; 1973; V8-307  
 Chev; Malibu; 1979; V8-350  
 Chev; Monte Carlo; 1979-1978; V8-305  
 Chev; Monza; 1975; L4-140  
 Chev; Suburban; 1978; L6-250  
 Chev; Suburban; 1978; L6-292  
 Chev; Vega; 1975; L4-122  
 Chev; Vega; 1975-1971; L4-140  
 GMC; C&K Pickup; 1978; L6-250  
 GMC; C&K Pickup; 1978-1979; L6-292  
 GMC; Caballero; 1979-1978; V8-305  
 GMC; Jimmy; 1978; L6-250

## 70260 - Continued

GMC; Sprint; 1973-1972; V8-307  
 GMC; Suburban; 1978; L6-250  
 GMC; Suburban; 1978; L6-292  
 Olds; Cutlass; 1979; V8-305  
 Olds; Cutlass; 1979; V8-350  
 Olds; Cutlass Cruiser; 1979; V8-305  
 Pont; Astre; 1975-1971; L4-140  
 Pont; Firebird; 1977-1971; V8-350  
 Pont; Firebird; 1979-1971; V8-400  
 Pont; Firebird; 1976-1971; V8-455  
 Pont; Grand Lemans; 1979; V8-305  
 Pont; Grand Lemans; 1979; V8-350  
 Pont; Grand Prix; 1979; V8-305  
 Pont; Grand Prix; 1972-1971; V8-400  
 Pont; Grandville; 1971; V8-400  
 Pont; GTO; 1971; V8-400  
 Pont; GTO; 1971; V8-455  
 Pont; Lemans; 1979; V8-305  
 Pont; Lemans; 1979; V8-350  
 Pont; Lemans; 1972-1971; V8-350  
 Pont; Sunbird; 1979-1978; V8-305  
 Pont; Ventura; 1974-1972; V8-350

## 70263

Chev; BelAir; 1975-1972; V8-350  
 Chev; BelAir; 1976-1972; V8-350 (Canada)  
 Chev; BelAir; 1976; V8-400 (Canada)  
 Chev; BelAir; 1972; V8-402  
 Chev; Biscayne; 1972; V8-350  
 Chev; Biscayne; 1975-1972; V8-350 (Canada)  
 Chev; Biscayne; 1975-1972; V8-400 (Canada)  
 Chev; Camaro; 1976; V8-305  
 Chev; Camaro; 1973; V8-307  
 Chev; Camaro; 1976-1973; V8-350  
 Chev; Caprice; 1976-1972; V8-350  
 Chev; Caprice; 1976-1972; V8-400  
 Chev; Caprice; 1972-1970; V8-402  
 Chev; Chevelle; 1973; V8-454  
 Chev; El Camino; 1971-1970; V8-307  
 Chev; El Camino; 1972; V8-402  
 Chev; El Camino; 1975-1972; V8-454  
 Chev; Impala; 1976-1972; V8-350  
 Chev; Impala; 1976-1972; V8-400  
 Chev; Malibu; 1975-1973; V8-454  
 Chev; Nova; 1975-1976; V8-262  
 Chev; Nova; 1976-1975; V8-350  
 GMC; Sprint; 1971; V8-307  
 GMC; Sprint; 1971-1972; V8-350  
 GMC; Sprint; 1975-1972; V8-454

## 70265

AmerMtrs; Gremlin; 1977; L4-121  
 Buick; Apollo; 1975; L6-250  
 Buick; Apollo; 1975; V8-350  
 Buick; Centurion; 1973; V8-350  
 Buick; Century; 1975; V6-231  
 Buick; Century; 1977-1973; V8-350  
 Buick; Electra; 1979-1977; V8-350  
 Buick; Estate Wagon; 1979-1978; V8-350  
 Buick; Estate Wagon; 1973; V8-350  
 Buick; Lesabre; 1979-1977; V8-350  
 Buick; Lesabre; 1975-1973; V8-350  
 Buick; Regal; 1975; V6-231  
 Buick; Regal; 1977-1973; V8-350  
 Buick; Riviera; 1978-1977; V8-350  
 Buick; Skylark; 1975; V6-231  
 Olds; Omega; 1976-1975; V8-350  
 Pont; Bonneville; 1979-1978; V8-350  
 Pont; Firebird; 1970; V8-350  
 Pont; Firebird; 1970; V8-400  
 Pont; Grand Am; 1979-1980; V8-305  
 Pont; Grand Safari; 1978; V8-350  
 Pont; Lemans; 1980; V6-3.8  
 Pont; Phoenix; 1978-1977; L4-151  
 Pont; Phoenix; 1979-1977; V6-231  
 Pont; Ventura; 1977; L4-151  
 Pont; Ventura; 1977-1975; V6-231

SYSTEM  
PUMP &  
GEAR  
IDENT.

SYSTEM &  
COM-  
PONENT  
IDENT.

PASS.  
CARS

LIGHT  
TRUCKS

MEDIUM/  
HEAVY  
TRUCKS

BUSES

HOSE  
NUMER-  
ICAL

REPAIR  
KITS

KIT  
NUMER-  
ICAL

ILLUST-  
RATIONS





# Numerical Listing - Power Steering Hose Assemblies and End Fittings

## 70343 - Continued

Dodge; Coronet; 1971-1969; V8-383  
 Dodge; Coronet; 1972-1970; V8-400  
 Dodge; Coronet; 1970-1969; V8-440  
 Dodge; Dart; 1969; V8-273  
 Dodge; Dart; 1969; V8-318  
 Dodge; Dart; 1969; V8-340  
 Dodge; Monaco; 1971-1969; V8-383  
 Dodge; Monaco; 1972; V8-400  
 Dodge; Monaco; 1972-1969; V8-440  
 Dodge; Polara; 1969; V8-318  
 Dodge; Polara; 1971-1969; V8-383  
 Dodge; Polara; 1972; V8-400  
 Dodge; Polara; 1972-1969; V8-440  
 Ply; Barracuda; 1969; V8-318  
 Ply; Barracuda; 1969; V8-340  
 Ply; Barracuda; 1971-1969; V8-383  
 Ply; Belvedere; 1969; V8-440  
 Ply; Fury; 1969; V8-318  
 Ply; Fury; 1971-1969; V8-383  
 Ply; Fury; 1972; V8-400  
 Ply; Fury; 1972-1969; V8-440  
 Ply; Road Runner; 1971-1972; V8-383  
 Ply; Road Runner; 1972-1971; V8-440  
 Ply; Satellite; 1969; V8-318  
 Ply; Satellite; 1971-1969; V8-383  
 Ply; Satellite; 1972; V8-400  
 Ply; Satellite; 1972-1969; V8-440  
 Ply; Valiant; 1969; V8-273  
 Ply; Valiant; 1969; V8-318

## 70344

Dodge; Challenger; 1972-1970; V8-318  
 Dodge; Challenger; 1972-1970; V8-340  
 Dodge; Charger; 1972-1970; V8-318  
 Dodge; Charger; 1972; V8-340  
 Dodge; Coronet; 1972-1970; V8-318  
 Dodge; Coronet; 1972; V8-340  
 Dodge; Dart; 1972-1970; V8-318  
 Dodge; Dart; 1972-1970; V8-340  
 Dodge; Monaco; 1972; V8-360  
 Dodge; Polara; 1972-1970; V8-318  
 Dodge; Polara; 1972-1971; V8-360  
 Ply; Barracuda; 1972-1970; V8-318  
 Ply; Barracuda; 1972-1970; V8-340  
 Ply; Belvedere; 1970; V8-318  
 Ply; Duster; 1972-1970; V8-318  
 Ply; Duster; 1972-1970; V8-340  
 Ply; Fury; 1972-1970; V8-318  
 Ply; Fury; 1972; V8-360  
 Ply; Road Runner; 1972; V8-340  
 Ply; Satellite; 1972-1970; V8-318  
 Ply; Satellite; 1972; V8-340  
 Ply; Scamp; 1972-1971; V8-318

## 70347

Chry; Cordoba; 1975; V8-318  
 Chry; Cordoba; 1975; V8-360  
 Chry; Cordoba; 1978-1977; V8-400  
 Chry; Cordoba; 1975; V8-400  
 Chry; New Yorker; 1978; V8-360  
 Chry; New Yorker; 1975; V8-400  
 Chry; New Yorker; 1975-1974; V8-440  
 Chry; Newport; 1978; V8-360  
 Chry; Newport; 1976-1974; V8-360  
 Chry; Town & Country; 1978; V8-318  
 Chry; Town & Country; 1978; V8-360  
 Chry; Town & Country; 1975; V8-400  
 Chry; Town & Country; 1975-1973; V8-440  
 Dodge; Aspen; 1979; V8-318  
 Dodge; Aspen; 1979; V8-360  
 Dodge; Charger; 1973; L6-225  
 Dodge; Charger; 1976-1973; V8-318  
 Dodge; Charger; 1973; V8-340  
 Dodge; Charger; 1976-1974; V8-360  
 Dodge; Charger; 1976; V8-400  
 Dodge; Charger; 1974-1973; V8-400  
 Dodge; Coronet; 1973; L6-225  
 Dodge; Coronet; 1966-1974; L6-225  
 Dodge; Coronet; 1976-1974; V8-360  
 Dodge; Coronet; 1976-1974; V8-400

## 70347 - Continued

Dodge; Coronet; 1976-1973; V8-440  
 Dodge; Dart; 1973; L6-225  
 Dodge; Dart; 1976-1975; V8-318  
 Dodge; Diplomat; 1978-1977; L6-225  
 Dodge; Diplomat; 1979-1978; V8-360  
 Dodge; Monaco; 1978-1977; V8-318  
 Dodge; Monaco; 1975; V8-318  
 Dodge; Monaco; 1978-1977; V8-360  
 Dodge; Monaco; 1975-1973; V8-360  
 Dodge; Monaco; 1975-1973; V8-400  
 Dodge; Monaco; 1975-1973; V8-440  
 Dodge; Polara; 1973; V8-318  
 Dodge; Polara; 1973; V8-360  
 Dodge; Polara; 1973; V8-400  
 Dodge; Polara; 1973; V8-440  
 Dodge; Royal Monaco; 1977; V8-318  
 Dodge; Royal Monaco; 1977; V8-360  
 Dodge; Royal Monaco; 1975; V8-360  
 Dodge; Royal Monaco; 1975; V8-400  
 Dodge; Royal Monaco; 1975; V8-440  
 Ply; Caravelle; 1978; L6-225 (Canada)  
 Ply; Duster; 1973; L6-198  
 Ply; Duster; 1975; L6-225  
 Ply; Duster; 1973; L6-225  
 Ply; Duster; 1976-1974; V8-318  
 Ply; Duster; 1976-1974; V8-360  
 Ply; Fury; 1978-1975; V8-318  
 Ply; Fury; 1973; V8-318  
 Ply; Fury; 1978-1973; V8-360  
 Ply; Fury; 1976-1973; V8-400  
 Ply; Fury; 1975-1973; V8-440  
 Ply; Gran Fury; 1977-1975; V8-318  
 Ply; Gran Fury; 1977-1975; V8-360  
 Ply; Gran Fury; 1975; V8-400  
 Ply; Gran Fury; 1975; V8-440  
 Ply; Satellite; 1973; L6-225  
 Ply; Scamp; 1973; L6-198  
 Ply; Scamp; 1975; L6-225  
 Ply; Scamp; 1973; L6-225  
 Ply; Scamp; 1976-1973; V8-318  
 Ply; Valiant; 1973; L6-225  
 Ply; Valiant; 1976-1974; V8-318  
 Ply; Valiant; 1976; V8-360  
 Ply; Valiant; 1974; V8-360  
 Ply; Volare; 1978-1977; V8-318

## 70351

Chry; Cordoba; 1979-1976; V8-318  
 Chry; Cordoba; 1979-1976; V8-360  
 Chry; Cordoba; 1976; V8-400  
 Chry; Lebaron; 1978-1979; V8-318  
 Chry; New Yorker; 1979-1978; V8-360  
 Chry; New Yorker; 1976; V8-400  
 Chry; New Yorker; 1978-1976; V8-440  
 Chry; Newport; 1979; V8-318  
 Chry; Newport; 1979-1974; V8-360  
 Chry; Newport; 1978; V8-400  
 Chry; Newport; 1976; V8-400  
 Chry; Newport; 1978-1976; V8-440  
 Chry; Town & Country; 1979-1978; V8-318  
 Chry; Town & Country; 1976; V8-400  
 Dodge; Aspen; 1979-1976; V8-318  
 Dodge; Aspen; 1979-1976; V8-360  
 Dodge; Challenger; 1974-1973; V8-318  
 Dodge; Challenger; 1973-1974; V8-340  
 Dodge; Charger; 1978-1977; V8-318  
 Dodge; Charger; 1975; V8-318  
 Dodge; Charger; 1978-1977; V8-360  
 Dodge; Charger; 1975; V8-360  
 Dodge; Charger; 1978-1975; V8-400  
 Dodge; Coronet; 1975; V8-318  
 Dodge; Coronet; 1973; V8-318  
 Dodge; Coronet; 1973; V8-340  
 Dodge; Coronet; 1975-1976; V8-360  
 Dodge; Coronet; 1973; V8-400  
 Dodge; Coronet; 1976; V8-440  
 Dodge; Coronet; 1973; V8-440  
 Dodge; Dart; 1976-1974; V8-318  
 Dodge; Dart; 1976-1974; V8-360  
 Dodge; Diplomat; 1978; V8-360  
 Dodge; Magnum; 1978; V8-400

## 70351 - Continued

Dodge; Monaco; 1978-1975; V8-318  
 Dodge; Monaco; 1978-1975; V8-360  
 Dodge; Monaco; 1978-1975; V8-400  
 Dodge; Monaco; 1978; V8-440  
 Dodge; Monaco; 1976-1975; V8-440  
 Dodge; Royal Monaco; 1977; V8-318  
 Dodge; Royal Monaco; 1977-1975; V8-360  
 Dodge; Royal Monaco; 1977-1975; V8-400  
 Dodge; Royal Monaco; 1977-1975; V8-440  
 Dodge; St. Regis; 1979; V8-318  
 Dodge; St. Regis; 1979; V8-360  
 Ply; Barracuda; 1974-1973; V8-318  
 Ply; Barracuda; 1973; V8-340  
 Ply; Caravelle; 1978; V8-360 (Canada)  
 Ply; Fury; 1978-1975; V8-318  
 Ply; Fury; 1978-1974; V8-360  
 Ply; Fury; 1978-1975; V8-400  
 Ply; Fury; 1978-1977; V8-440  
 Ply; Fury; 1975; V8-440  
 Ply; Gran Fury; 1977-1975; V8-318  
 Ply; Gran Fury; 1977-1975; V8-360  
 Ply; Gran Fury; 1977-1976; V8-400  
 Ply; Road Runner; 1974-1973; V8-318  
 Ply; Road Runner; 1973-1974; V8-340  
 Ply; Road Runner; 1974; V8-400  
 Ply; Satellite; 1974-1973; V8-400  
 Ply; Valiant; 1976-1975; V8-318  
 Ply; Volare; 1979; V8-318  
 Ply; Volare; 1976; V8-318  
 Ply; Volare; 1979; V8-360  
 Ply; Volare; 1976; V8-360

## 70352

Dodge; Dart; 1972; L6-198  
 Dodge; Dart; 1972; L6-225  
 Ply; Duster; 1972; L6-198  
 Ply; Duster; 1972; L6-225  
 Ply; Scamp; 1972; L6-198  
 Ply; Scamp; 1972; L6-225  
 Ply; Valiant; 1972; L6-198  
 Ply; Valiant; 1972; L6-225

## 70353

Chry; Imperial; 1975-1973; V8-440  
 Chry; New Yorker; 1976-1973; V8-400  
 Chry; Newport; 1976-1974; V8-360  
 Chry; Newport; 1976-1973; V8-400  
 Chry; Newport; 1976-1973; V8-440  
 Chry; Town & Country; 1976-1973; V8-400  
 Dodge; Charger; 1973; L6-225  
 Dodge; Coronet; 1973-1974; L6-225  
 Dodge; Coronet; 1974-1973; V8-360  
 Dodge; Dart; 1973; L6-225  
 Dodge; Monaco; 1976; V8-318  
 Dodge; Monaco; 1976; V8-360  
 Dodge; Monaco; 1974; V8-360  
 Dodge; Monaco; 1976; V8-400  
 Dodge; Monaco; 1974-1973; V8-400  
 Dodge; Monaco; 1976; V8-440  
 Dodge; Monaco; 1974-1973; V8-440  
 Dodge; Polara; 1973; V8-400  
 Dodge; Polara; 1973; V8-440  
 Dodge; Royal Monaco; 1976; V8-360  
 Dodge; Royal Monaco; 1976; V8-400  
 Dodge; Royal Monaco; 1976; V8-440  
 Ply; Duster; 1973; L6-198  
 Ply; Duster; 1975; L6-225  
 Ply; Duster; 1973; L6-225  
 Ply; Duster; 1973-1974; V8-340  
 Ply; Fury; 1974-1973; V8-400  
 Ply; Gran Fury; 1976-1975; V8-400  
 Ply; Satellite; 1973; L6-225  
 Ply; Scamp; 1973; L6-198  
 Ply; Scamp; 1975; L6-225  
 Ply; Scamp; 1973; L6-225  
 Ply; Valiant; 1973; L6-198  
 Ply; Valiant; 1973-1974; L6-225

**SYSTEM  
PUMP &  
GEAR  
IDENT.**

**SYSTEM &  
COM-  
PONENT  
IDENT.**

**PASS.  
CARS**

**LIGHT  
TRUCKS**

**MEDIUM/  
HEAVY  
TRUCKS**

**BUSES**

**HOSE  
NUMER-  
ICAL**

**REPAIR  
KITS**

**KIT  
NUMER-  
ICAL**

**ILLUST-  
RATIONS**

# Numerical Listing - Power Steering Hose Assemblies and End Fittings

| <b>SYSTEM PUMP &amp; GEAR IDENT.</b> | <b>70402</b><br>Chev; G Van; 1993-1987; V8-6.2 Dsl<br>GMC; G Van; 1993-1987; V8-6.2 Dsl  | <b>70418 - Continued</b><br>Olds; Firenza; 1987; V6-2.8<br>Pont; Tempest; 1988-1987; V6-2.8 (Canada)  | <b>70441</b><br>Buick; Skylark; 1986; L4-2.5<br>Buick; Somerset; 1986-1985; L4-2.5<br>Olds; Calais; 1986-1985; L4-2.5<br>Pont; Grand Am; 1986-1985; L4-2.5  |
|--------------------------------------|--|---|---|
| <b>SYSTEM &amp; COMPONENT IDENT.</b> | <b>70403</b><br>Chev; Camaro; 1987-1986; V8-5.0<br>Pont; Firebird; 1987-1986; V8-5.0   | <b>70419</b><br>Chev; El Camino; 1987-1986; V6-4.3<br>Chev; Monte Carlo; 1988-1986; V6-4.3<br>GMC; Caballero; 1987-1986; V6-4.3<br>Pont; Bonneville; 1986; V6-4.3   | <b>70442</b><br>Buick; Skyhawk; 1989-1987; L4-2.0<br>Buick; Skylark; 1995-1993; V6-3.1<br>Buick; Somerset; 1987; L4-2.5<br>Buick; Somerset; 1987; V6-3.0<br>Chev; Beretta; 1995-1992; L4-2.2<br>Chev; Beretta; 1995-1993; V6-3.1<br>Chev; Cavalier; 1989-1988; L4-2.0<br>Chev; Cavalier; 1994-1990; L4-2.2<br>Chev; Cavalier; 1994-1993; V6-3.1<br>Chev; Corsica; 1995-1992; L4-2.2<br>Chev; Corsica; 1995-1993; V6-3.1<br>Olds; Achieva; 1995-1993; V6-3.1<br>Olds; Calais; 1987-1988; L4-2.5<br>Olds; Firenza; 1988; L4-2.0<br>Pont; Grand Am; 1991-1987; L4-2.5<br>Pont; Grand Am; 1995-1993; V6-3.1   |
| <b>PASS. CARS</b>                    | <b>70404</b><br>Buick; Regal; 1987-1986; V8-5.0<br>Chev; Caprice; 1988-1986; V8-5.0<br>Chev; Caprice; 1988-1986; V8-5.7<br>Chev; Monte Carlo; 1988-1986; V8-5.0<br>GMC; Caballero; 1987-1986; V8-5.0<br>Olds; Cutlass; 1987-1986; V8-5.0<br>Pont; Bonneville; 1986; V8-5.0<br>Pont; Parisienne; 1986; V8-5.0 | <b>70421</b><br>Chev; Blazer Compact; 1989-1987; V6-2.8<br>Chev; S Pickup; 1993-1987; V6-2.8<br>GMC; Jimmy Compact; 1989-1987; V6-2.8<br>GMC; S Pickup; 1990-1987; V6-2.8<br>GMC; Sonoma; 1993-1991; V6-2.8           | <b>70443</b><br>Ford; Mustang; 1989-1987; L4-2.3  |
| <b>LIGHT TRUCKS</b>                  | <b>70405</b><br>Chev; G Van; 1993-1987; V8-5.7<br>Chev; G Van; 1993-1988; V8-7.4<br>GMC; G Van; 1993-1987; V8-5.7<br>GMC; G Van; 1993-1988; V8-7.4   | <b>70422</b><br>Chev; G Van; 1991-1987; V8-5.0<br>Chev; G Van; 1991-1987; V8-5.7<br>Chev; G Van; 1991-1988; V8-7.4<br>GMC; G Van; 1991-1987; V8-5.0<br>GMC; G Van; 1991-1987; V8-5.7<br>GMC; G Van; 1991-1988; V8-7.4 | <b>70444</b><br>AmerMtrs; Concord; 1979-1977; L6-232<br>AmerMtrs; Gremlin; 1977; L6-258<br>AmerMtrs; Hornet; 1977; L6-232<br>AmerMtrs; Hornet; 1977-1978; L6-258<br>AmerMtrs; Pacer; 1978; L6-232<br>AmerMtrs; Pacer; 1980-1978; L6-4.2<br>Buick; Apollo; 1975-1973; V8-350<br>Buick; Century; 1976; V6-231<br>Buick; Century; 1976; V8-350<br>Buick; Regal; 1976-1975; V8-350<br>Buick; Skyhawk; 1978; V6-231<br>Buick; Skylark; 1976-1975; V6-231<br>Buick; Skylark; 1977-1975; V8-350<br>Chev; BelAir; 1965; L6-230<br>Chev; BelAir; 1969-1965; L6-250<br>Chev; BelAir; 1979-1977; L6-250 (Canada)<br>Chev; BelAir; 1979-1977; V8-305 (Canada)<br>Chev; BelAir; 1969; V8-327<br>Chev; BelAir; 1975-1973; V8-350<br>Chev; BelAir; 1970-1969; V8-350<br>Chev; BelAir; 1979-1976; V8-350 (Canada)<br>Chev; BelAir; 1969; V8-396<br>Chev; BelAir; 1975-1973; V8-400<br>Chev; BelAir; 1970; V8-400<br>Chev; BelAir; 1976; V8-400 (Canada)<br>Chev; BelAir; 1969-1970; V8-427<br>Chev; Biscayne; 1965; L6-230<br>Chev; Biscayne; 1969-1965; L6-250<br>Chev; Biscayne; 1969; V8-327<br>Chev; Biscayne; 1975-1973; V8-350 (Canada)<br>Chev; Biscayne; 1969-1970; V8-396<br>Chev; Biscayne; 1975-1973; V8-400 (Canada)<br>Chev; Biscayne; 1969-1970; V8-427<br>Chev; Blazer; 1979-1977; L6-250<br>Chev; Blazer; 1981-1980; V8-5.0<br>Chev; Blazer; 1978-1977; V8-305<br>Chev; Blazer; 1981-1980; V8-5.7<br>Chev; Blazer; 1978-1977; V8-350<br>Chev; C&K Pickup; 1979-1977; L6-250<br>Chev; C&K Pickup; 1979-1977; L6-292<br>Chev; C&K Pickup; 1979-1977; V8-305<br>Chev; C&K Pickup; 1979-1977; V8-350<br>Chev; C&K Pickup; 1979-1977; V8-350 Dsl<br>Chev; Camaro; 1977; L6-250<br>Chev; Camaro; 1977; V8-305<br>Chev; Camaro; 1977; V8-350<br>Chev; Caprice; 1979-1977; L6-250<br>Chev; Caprice; 1979-1977; V8-305<br>Chev; Caprice; 1969; V8-327<br>Chev; Caprice; 1979-1973; V8-350<br>Chev; Caprice; 1970-1969; V8-350<br>Chev; Caprice; 1969; V8-396 |
| <b>MEDIUM/HEAVY TRUCKS</b>           | <b>70406</b><br>Chev; G Van; 1991-1985; V8-6.2 Dsl<br>GMC; G Van; 1991-1985; V8-6.2 Dsl  | <b>70423</b><br>Buick; Regal; 1987-1986; V6-3.8<br>Pont; Firebird; 1989; V6-3.8   | <b>70518</b>  |
| <b>BUSES</b>                         | <b>70407</b><br>Chev; G Van; 1995-1987; V8-5.7<br>Chev; G Van; 1995-1988; V8-7.4<br>GMC; G Van; 1995-1987; V8-5.7<br>GMC; G Van; 1995-1988; V8-7.4   | <b>70424</b><br>Ford; F Pickup; 1988; V8-7.5  |   |
| <b>HOSE NUMERICAL</b>                | <b>70408</b><br>Chev; Astro; 1986; V6-4.3<br>GMC; Safari; 1986; V6-4.3   | <b>70425</b><br>Ford; E Van; 1992-1987; V8-7.5<br>Ford; E350; 1989; V8-7.5  |   |
| <b>REPAIR KITS</b>                   | <b>70409</b><br>Chev; Caprice; 1988-1986; V6-4.3<br>Pont; Parisienne; 1986; V6-4.3   | <b>70426</b><br>Ford; Bronco Full Size; 1989-1987; L6-4.9<br>Ford; Bronco Full Size; 1989-1987; V8-5.0<br>Ford; F Pickup; 1989-1987; L6-4.9<br>Ford; F Pickup; 1989-1987; V8-5.0                                      |   |
| <b>KIT NUMERICAL</b>                 | <b>70410</b><br>Buick; Skyhawk; 1988-1987; L4-2.0<br>Olds; Firenza; 1988-1987; L4-2.0<br>Pont; Grand Am; 1989; L4-2.0<br>Pont; Sunbird; 1994-1987; L4-2.0  | <b>70427</b><br>Ford; Aerostar; 1987-1986; V6-3.0   |   |
| <b>ILLUSTRATIONS</b>                 | <b>70411</b><br>Chev; P Van; 1993-1983; V8-6.2 Dsl<br>GMC; P Van; 1993-1983; V8-6.2 Dsl  | <b>70429</b><br>Ford; E Van; 1995-1987; L6-4.9  |   |
|                                      | <b>70413</b><br>Chev; Astro; 1989-1987; V6-4.3<br>GMC; Safari; 1989-1987; V6-4.3   | <b>70434</b><br>Ford; Escort; 1988-1986; L4-1.9<br>Ford; EXP; 1988-1986; L4-1.9<br>Merc; Lynx; 1987; L4-1.9   |   |
|                                      | <b>70414</b><br>Chev; Blazer Compact; 1988-1987; L4-2.5<br>Chev; S Pickup; 1993-1987; L4-2.5<br>GMC; Jimmy Compact; 1988-1987; L4-2.5<br>GMC; S Pickup; 1990-1987; L4-2.5<br>GMC; Sonoma; 1993-1991; L4-2.5  | <b>70435</b><br>Ford; Aerostar; 1987-1986; L4-2.3   |   |
|                                      | <b>70416</b><br>Chev; G Van; 1988-1986; V8-5.7<br>Chev; G Van; 1986; V8-6.2 Dsl<br>GMC; G Van; 1988-1986; V8-5.7<br>GMC; G Van; 1986; V8-6.2 Dsl   | <b>70436</b><br>Ford; Aerostar; 1986; V6-2.8  |   |
|                                      | <b>70418</b><br>Cad; Cimarron; 1988-1987; V6-2.8<br>Chev; Beretta; 1988-1987; V6-2.8   | <b>70438</b><br>Mercur; XR4TI; 1989-1985; L4-2.3  |   |
|                                      |  | <b>70439</b><br>Chev; Astro; 1990-1987; L4-2.5<br>GMC; Safari; 1990-1987; L4-2.5  |   |
|                                      |  | <b>70440</b><br>Buick; Century; 1987-1986; V6-3.8<br>Olds; Cutlass Ciera; 1987-1986; V6-3.8   |   |



# Numerical Listing - Power Steering Hose Assemblies and End Fittings

## 70518 - Continued

Chev; Caprice; 1976-1973; V8-400  
 Chev; Caprice; 1970; V8-400  
 Chev; Chevelle; 1976; V8-305  
 Chev; Chevelle; 1973-1970; V8-307  
 Chev; Chevelle; 1976-1970; V8-350  
 Chev; Chevelle; 1976-1974; V8-400  
 Chev; Chevelle; 1972-1970; V8-402  
 Chev; Chevelle; 1974-1970; V8-454  
 Chev; El Camino; 1977; L6-250  
 Chev; El Camino; 1977-1976; V8-305  
 Chev; El Camino; 1973-1970; V8-307  
 Chev; El Camino; 1977-1970; V8-350  
 Chev; El Camino; 1976-1974; V8-400  
 Chev; El Camino; 1972; V8-402  
 Chev; El Camino; 1975-1972; V8-454  
 Chev; G Van; 1979-1973; L6-250  
 Chev; G Van; 1978-1974; L6-292  
 Chev; G Van; 1979-1977; V8-305  
 Chev; G Van; 1973; V8-307  
 Chev; G Van; 1979-1973; V8-350  
 Chev; G Van; 1979-1975; V8-400  
 Chev; Impala; 1965; L6-230  
 Chev; Impala; 1979-1977; L6-250  
 Chev; Impala; 1969-1965; L6-250  
 Chev; Impala; 1979-1977; V8-305  
 Chev; Impala; 1969; V8-327  
 Chev; Impala; 1979-1973; V8-350  
 Chev; Impala; 1970-1969; V8-350  
 Chev; Impala; 1969; V8-396  
 Chev; Impala; 1976-1973; V8-400  
 Chev; Impala; 1970; V8-400  
 Chev; Malibu; 1977; L6-250  
 Chev; Malibu; 1977-1976; V8-305  
 Chev; Malibu; 1973; V8-307  
 Chev; Malibu; 1977-1973; V8-350  
 Chev; Malibu; 1976-1973; V8-400  
 Chev; Monte Carlo; 1977; V8-305  
 Chev; Monte Carlo; 1977; V8-350  
 Chev; Monza; 1977; L4-140  
 Chev; Monza; 1979-1977; V6-196  
 Chev; Nova; 1977; V8-305  
 Chev; Nova; 1977; V8-350  
 Chev; Suburban; 1980-1977; L6-4.1  
 Chev; Suburban; 1979-1977; L6-292  
 Chev; Suburban; 1980-1977; V8-5.0  
 Chev; Suburban; 1979-1976; V8-350  
 Ford; Ltd; 1979; V8-302  
 Ford; Ltd; 1979; V8-351  
 GMC; C&K Pickup; 1979-1977; L6-250  
 GMC; C&K Pickup; 1979-1977; L6-292  
 GMC; C&K Pickup; 1979-1977; V8-305  
 GMC; C&K Pickup; 1979-1977; V8-350  
 GMC; C&K Pickup; 1979-1977; V8-350 Dsl  
 GMC; G Van; 1979-1973; L6-250  
 GMC; G Van; 1978-1974; L6-292  
 GMC; G Van; 1979-1978; V8-305  
 GMC; G Van; 1973; V8-307  
 GMC; G Van; 1979-1973; V8-350  
 GMC; G Van; 1979-1975; V8-400  
 GMC; Jimmy; 1979-1977; L6-250  
 GMC; Jimmy; 1981-1977; V8-5.0  
 GMC; Jimmy; 1981-1977; V8-5.7  
 GMC; Jimmy; 1979-1977; V8-400  
 GMC; Sprint; 1977; L6-250  
 GMC; Sprint; 1977-1976; V8-305  
 GMC; Sprint; 1973-1971; V8-307  
 GMC; Sprint; 1977-1971; V8-350  
 GMC; Sprint; 1976-1974; V8-400  
 GMC; Sprint; 1972; V8-402  
 GMC; Sprint; 1975-1972; V8-454  
 GMC; Suburban; 1979-1977; L6-250  
 GMC; Suburban; 1979-1977; L6-292  
 GMC; Suburban; 1979-1977; V8-305  
 GMC; Suburban; 1979-1977; V8-350  
 GMC; Suburban; 1979-1977; V8-400  
 Inthnatl; Scout II; 1979-1976; V8-304  
 Inthnatl; Scout II; 1979-1976; V8-345  
 Jeep; Cherokee; 1979-1975; L6-258  
 Jeep; Cherokee; 1979-1974; V8-360  
 Jeep; Cherokee; 1978-1974; V8-401  
 Jeep; J Pickup; 1979-1975; L6-258  
 Jeep; J Pickup; 1972; V8-304

## 70518 - Continued

Jeep; J Pickup; 1979-1972; V8-360  
 Jeep; J Pickup; 1978-1974; V8-401  
 Jeep; Wagoneer; 1971; V8-304  
 Jeep; Wagoneer; 1979-1971; V8-360  
 Jeep; Wagoneer; 1978-1974; V8-401  
 Linc; Continental Mark II; 1957-1956; V8-368  
 Merc; Grand Marquis; 1979; V8-302  
 Merc; Grand Marquis; 1979; V8-351  
 Merc; Marquis; 1979; V8-302  
 Merc; Marquis; 1979; V8-351  
 Olds; Custom Cruiser; 1977; V8-350  
 Olds; Custom Cruiser; 1977; V8-403  
 Olds; Cutlass; 1977; V8-350  
 Olds; Cutlass; 1977; V8-403  
 Olds; Delta 88; 1977; V8-260  
 Olds; Delta 88; 1977; V8-350  
 Olds; Delta 88; 1977; V8-403  
 Olds; Ninety Eight; 1977; V8-350  
 Olds; Ninety Eight; 1977; V8-403  
 Olds; Omega; 1977; V8-260  
 Olds; Omega; 1977; V8-305  
 Olds; Omega; 1977; V8-350  
 Olds; Starfire; 1977; L4-140  
 Olds; Starfire; 1979-1977; V6-231  
 Olds; Starfire; 1977; V8-305  
 Olds; Toronado; 1977-1973; V8-403  
 Pont; Astre; 1977; L4-140  
 Pont; Bonneville; 1977; V8-301  
 Pont; Bonneville; 1977; V8-350  
 Pont; Bonneville; 1977; V8-400  
 Pont; Catalina; 1977; V8-301  
 Pont; Catalina; 1977; V8-350  
 Pont; Catalina; 1977; V8-400  
 Pont; Firebird; 1977; V8-350  
 Pont; Grand Am; 1979; V8-301  
 Pont; Grand Lemans; 1979; V8-301  
 Pont; Grand Lemans; 1977-1978; V8-301  
 Pont; Grand Lemans; 1978-1977; V8-350  
 Pont; Grand Prix; 1979-1977; V8-301  
 Pont; Grand Prix; 1977; V8-350  
 Pont; Grand Prix; 1977; V8-400  
 Pont; Grand Safari; 1977; V8-305  
 Pont; Lemans; 1979-1978; V8-301  
 Pont; Lemans; 1978-1977; V8-350  
 Pont; Lemans; 1977; V8-400  
 Pont; Sunbird; 1977; L4-140  
 Pont; Sunbird; 1979-1977; V6-231

## 70551

AmerMtrs; Ambassador; 1969-1968; V8-290  
 AmerMtrs; Ambassador; 1974-1968; V8-304  
 AmerMtrs; Ambassador; 1974-1970; V8-360  
 AmerMtrs; Ambassador; 1970-1968; V8-390  
 AmerMtrs; Ambassador; 1974-1971; V8-401  
 AmerMtrs; American; 1968-1978; V8-290  
 AmerMtrs; AMX; 1978; L6-258  
 AmerMtrs; AMX; 1969-1979; V8-290  
 AmerMtrs; AMX; 1974-1972; V8-304  
 AmerMtrs; AMX; 1969-1968; V8-343  
 AmerMtrs; AMX; 1974-1970; V8-360  
 AmerMtrs; AMX; 1970-1968; V8-390  
 AmerMtrs; AMX; 1974-1971; V8-401  
 AmerMtrs; Gremlin; 1972; V8-304  
 AmerMtrs; Hornet; 1974-1973; V8-304  
 AmerMtrs; Hornet; 1971-1970; V8-304  
 AmerMtrs; Hornet; 1974-1973; V8-360  
 AmerMtrs; Hornet; 1971; V8-360  
 AmerMtrs; Javelin; 1969-1968; V8-290  
 AmerMtrs; Javelin; 1974-1968; V8-304  
 AmerMtrs; Javelin; 1974-1970; V8-360  
 AmerMtrs; Javelin; 1970-1968; V8-390  
 AmerMtrs; Javelin; 1974-1971; V8-401  
 AmerMtrs; Matador; 1971; L6-232  
 AmerMtrs; Matador; 1971; L6-258  
 AmerMtrs; Matador; 1974-1971; V8-304  
 AmerMtrs; Matador; 1974-1971; V8-360  
 AmerMtrs; Matador; 1974-1971; V8-401  
 AmerMtrs; Pacer; 1977-1975; L6-232  
 AmerMtrs; Pacer; 1977-1975; L6-258  
 AmerMtrs; Rambler; 1969; V8-290  
 AmerMtrs; Rambler; 1969; V8-390

## 70551 - Continued

AmerMtrs; Rebel; 1969-1968; V8-290  
 AmerMtrs; Rebel; 1970-1968; V8-304  
 AmerMtrs; Rebel; 1970; V8-360  
 AmerMtrs; Rebel; 1970-1969; V8-390  
 AmerMtrs; Spirit; 1979; V8-304  
 Buick; Apollo; 1974-1973; L6-250  
 Buick; Century; 1979; V6-231  
 Buick; Century; 1979-1977; V8-305  
 Buick; Century; 1977; V8-403  
 Buick; Electra; 1979-1977; V8-350  
 Buick; Electra; 1979-1977; V8-403  
 Buick; Estate Wagon; 1979-1977; V8-350  
 Buick; Estate Wagon; 1979-1977; V8-403  
 Buick; Lesabre; 1979-1978; V6-231  
 Buick; Lesabre; 1978-1977; V8-305  
 Buick; Regal; 1979-1977; V6-231  
 Buick; Riviera; 1979; V8-350  
 Buick; Skylark; 1979; V8-305  
 Buick; Skylark; 1979; V8-350  
 Cad; Deville; 1979; V8-350 Dsl  
 Cad; Eldorado; 1979; V8-350  
 Cad; Eldorado; 1979; V8-350 Dsl  
 Cad; Fleetwood; 1979; V8-350 Dsl  
 Chev; Beaumont; 1965; L6-194 (Canada)  
 Chev; Beaumont; 1968; L6-230 (Canada)  
 Chev; Beaumont; 1965; L6-230 (Canada)  
 Chev; Beaumont; 1969-1968; L6-250 (Canada)  
 Chev; Beaumont; 1965; V8-283 (Canada)  
 Chev; Beaumont; 1969; V8-307 (Canada)  
 Chev; Beaumont; 1965; V8-327 (Canada)  
 Chev; Beaumont; 1969; V8-350 (Canada)  
 Chev; BelAir; 1972; L6-250  
 Chev; BelAir; 1970; L6-250  
 Chev; BelAir; 1975-1973; V8-454  
 Chev; BelAir; 1976; V8-454 (Canada)  
 Chev; Biscayne; 1972; L6-250  
 Chev; Biscayne; 1970; L6-250  
 Chev; Biscayne; 1975-1973; V8-454 (Canada)  
 Chev; Blazer; 1973; V8-307  
 Chev; Blazer; 1976-1973; V8-350  
 Chev; Blazer; 1976-1975; V8-400  
 Chev; C&K Pickup; 1973; V8-307  
 Chev; C&K Pickup; 1976-1973; V8-350  
 Chev; C&K Pickup; 1976-1973; V8-400  
 Chev; Camaro; 1969-1967; L6-230  
 Chev; Camaro; 1972-1967; L6-250  
 Chev; Camaro; 1969-1967; V8-302  
 Chev; Camaro; 1979-1978; V8-305  
 Chev; Camaro; 1972-1969; V8-307  
 Chev; Camaro; 1969-1967; V8-327  
 Chev; Camaro; 1979-1978; V8-350  
 Chev; Camaro; 1974-1967; V8-350  
 Chev; Camaro; 1969-1967; V8-396  
 Chev; Camaro; 1971-1969; V8-400  
 Chev; Camaro; 1967; V8-427  
 Chev; Caprice; 1976-1973; V8-454  
 Chev; Chevelle; 1969-1968; L6-230  
 Chev; Chevelle; 1971-1969; L6-250  
 Chev; Chevelle; 1969; V8-396  
 Chev; Chevelle; 1971; V8-400  
 Chev; Chevy II; 1968-1965; L4-153  
 Chev; Chevy II; 1967-1965; L6-194  
 Chev; Chevy II; 1968-1965; L6-230  
 Chev; Chevy II; 1968-1967; L6-250  
 Chev; Chevy II; 1967-1965; V8-283  
 Chev; Chevy II; 1968; V8-307  
 Chev; Chevy II; 1968-1965; V8-327  
 Chev; Chevy II; 1968; V8-350  
 Chev; Chevy II; 1968; V8-396  
 Chev; Corvette; 1968-1963; V8-327  
 Chev; Corvette; 1979-1969; V8-350  
 Chev; Corvette; 1965; V8-396  
 Chev; Corvette; 1969-1966; V8-427  
 Chev; Corvette; 1974-1968; V8-454  
 Chev; El Camino; 1971-1979; L6-250  
 Chev; El Camino; 1979-1978; V8-305  
 Chev; El Camino; 1969; V8-307  
 Chev; El Camino; 1979-1978; V8-350  
 Chev; El Camino; 1969; V8-350  
 Chev; El Camino; 1971-1970; V8-402  
 Chev; Impala; 1972; L6-250  
 Chev; Impala; 1970; L6-250

SYSTEM  
PUMP &  
GEAR  
IDENT.

SYSTEM &  
COM-  
PONENT  
IDENT.

PASS.  
CARS

LIGHT  
TRUCKS

MEDIUM/  
HEAVY  
TRUCKS

BUSES

HOSE  
NUMER-  
ICAL

REPAIR  
KITS

KIT  
NUMER-  
ICAL

ILLUST-  
RATIONS

# Numerical Listing - Power Steering Hose Assemblies and End Fittings

|                                      | 70551 - Continued  | 70551 - Continued   | 70608 - Continued   |
|--------------------------------------|--|---|---|
| <b>SYSTEM PUMP &amp; GEAR IDENT.</b> | Chev; Impala; 1976-1973; V8-454<br>Chev; Malibu; 1978-1979; V6-200<br>Chev; Malibu; 1979; V8-305<br>Chev; Monte Carlo; 1979-1978; V8-305<br>Chev; Monte Carlo; 1976; V8-305<br>Chev; Monte Carlo; 1976-1970; V8-350<br>Chev; Monte Carlo; 1976-1970; V8-400<br>Chev; Monte Carlo; 1972-1970; V8-402<br>Chev; Monte Carlo; 1975-1970; V8-454<br>Chev; Monza; 1976; L4-140<br>Chev; Nova; 1970-1969; L6-230<br>Chev; Nova; 1974-1969; L6-250<br>Chev; Nova; 1975; V8-262<br>Chev; Nova; 1979-1978; V8-305<br>Chev; Nova; 1976; V8-305<br>Chev; Nova; 1972-1969; V8-307<br>Chev; Nova; 1979-1978; V8-350<br>Chev; Nova; 1976-1975; V8-350<br>Chev; Nova; 1972-1970; V8-350<br>Chev; P Van; 1979; V8-350<br>Chev; Suburban; 1973; V8-307<br>Chev; Suburban; 1976-1973; V8-350<br>Chev; Suburban; 1976-1973; V8-400   | Linc; Continental; 1980; V8-5.8<br>Linc; Mark VI; 1980-1981; V8-5.8<br>Merc; Grand Marquis; 1981; V8-4.2<br>Merc; Grand Marquis; 1979; V8-302<br>Merc; Grand Marquis; 1981-1979; V8-5.0<br>Merc; Marquis; 1981; V8-4.2<br>Merc; Marquis; 1979; V8-302<br>Merc; Marquis; 1981-1979; V8-5.0<br>Merc; Montclair; 1966; V8-390<br>Merc; Monterey; 1966; V8-390<br>Merc; Park Lane; 1966; V8-390<br>Olds; Custom Cruiser; 1979; V8-350<br>Olds; Cutlass; 1979-1978; V8-260<br>Olds; Cutlass; 1978-1979; V8-305<br>Olds; Cutlass Cruiser; 1979; V6-231<br>Olds; Cutlass Cruiser; 1979-1978; V8-260<br>Olds; Cutlass Cruiser; 1978-1979; V8-305<br>Olds; Delta 88; 1979-1978; V8-260<br>Olds; Omega; 1978; V8-305<br>Olds; Omega; 1978; V8-350<br>Olds; Omega; 1976-1975; V8-350<br>Olds; Toronado; 1979; V8-350<br>Olds; Toronado; 1979; V8-350 Dsl<br>Ply; Trailduster; 1979-1974; L6-225<br>Ply; Trailduster; 1979-1974; V8-360<br>Ply; Trailduster; 1978-1976; V8-400<br>Ply; Trailduster; 1974; V8-400<br>Ply; Trailduster; 1978-1974; V8-440<br>Pont; Astre; 1975; L4-140<br>Pont; Bonneville; 1977; V8-305<br>Pont; Bonneville; 1979-1978; V8-350<br>Pont; Bonneville; 1978-1977; V8-403<br>Pont; Catalina; 1979-1977; V8-350<br>Pont; Catalina; 1979-1977; V8-403<br>Pont; Firebird; 1979-1978; V8-350<br>Pont; Firebird; 1978; V8-403<br>Pont; Grand Am; 1978-1977; V8-305<br>Pont; Grand Lemans; 1977; V8-350<br>Pont; Grand Lemans; 1977; V8-400<br>Pont; Grand Lemans; 1977-1978; V8-403<br>Pont; Grand Prix; 1966-1962; V8-389<br>Pont; Grand Prix; 1968-1963; V8-400<br>Pont; Grand Prix; 1968-1977; V8-428<br>Pont; Laurentian; 1977; V8-305 (Canada)<br>Pont; Laurentian; 1979-1977; V8-350 (Canada)<br>Pont; Lemans; 1977; V8-305<br>Pont; Lemans; 1977; V8-350<br>Pont; Lemans; 1977; V8-403<br>Pont; Parisienne; 1977; V8-305 (Canada)<br>Pont; Parisienne; 1977; V8-350 (Canada)<br>Pont; Tempest; 1967-1966; L6-230<br>Pont; Ventura; 1973; L6-250<br>Pont; Ventura; 1973; V8-350<br>Chev; P30; 1979; GM V8-350<br>GMC; P3500; 1979; V8-350 | Ford; Mustang; 1966-1964; L6-200<br>Ford; Mustang; 1966-1964; V8-289<br>Merc; Comet; 1963; L6-144<br>Merc; Comet; 1965; L6-200  |
| <b>SYSTEM &amp; COMPONENT IDENT.</b> | Dodge; D & W Pickup; 1979-1978; L6-225<br>Dodge; D & W Pickup; 1973-1972; L6-225<br>Dodge; D & W Pickup; 1979-1972; L6-243 Dsl<br>Dodge; D & W Pickup; 1979-1972; V8-360<br>Dodge; D & W Pickup; 1978-1972; V8-400<br>Dodge; D & W Pickup; 1978-1973; V8-440<br>Dodge; Ramcharger; 1979-1977; L6-225<br>Dodge; Ramcharger; 1979-1977; V8-360<br>Ford; Custom; 1966-1965; V8-289<br>Ford; E Van; 1981-1979; L6-4.9<br>Ford; Galaxie; 1966-1965; V8-289<br>Ford; Ltd; 1981; V8-4.2<br>Ford; Ltd; 1979; V8-302<br>Ford; Ltd; 1981-1979; V8-5.0<br>Ford; Thunderbird; 1957-1955; V8-292<br>Ford; Thunderbird; 1979-1956; V8-302<br>Ford; Thunderbird; 1979-1978; V8-351<br>Ford; Thunderbird; 1960-1958; V8-352<br>Ford; Thunderbird; 1961; V8-390<br>Ford; Thunderbird; 1978; V8-400<br>Ford; Thunderbird; 1960-1959; V8-430<br>GMC; C&K Pickup; 1973; V8-307<br>GMC; C&K Pickup; 1976-1973; V8-350<br>GMC; C&K Pickup; 1976-1973; V8-400<br>GMC; Caballero; 1978-1979; V6-200<br>GMC; Caballero; 1979-1978; V8-305<br>GMC; Jimmy; 1973; V8-307<br>GMC; Jimmy; 1976-1973; V8-350<br>GMC; Jimmy; 1976-1975; V8-400<br>GMC; P Van; 1979; V8-350<br>GMC; Sprint; 1971; L6-250<br>GMC; Suburban; 1973; V8-307<br>GMC; Suburban; 1976-1973; V8-350<br>GMC; Suburban; 1976-1973; V8-400<br>Intrnatl; Scout; 1970-1969; L4-152<br>Intrnatl; Scout; 1971-1969; L4-196<br>Intrnatl; Scout; 1971-1969; V8-304<br>Intrnatl; Scout II; 1979-1971; L4-196<br>Intrnatl; Scout II; 1974-1973; L6-258<br>Intrnatl; Scout II; 1975-1971; V8-304<br>Intrnatl; Scout II; 1975-1971; V8-345<br>Jaguar; XJS; 1992-1982; V12-5.3<br>Jeep; Cherokee; 1974; L6-258<br>Jeep; CJ; 1978-1976; L6-232<br>Jeep; CJ; 1979-1976; L6-258<br>Jeep; CJ; 1979-1976; V8-304<br>Jeep; J Pickup; 1965-1963; L6-230<br>Jeep; J Pickup; 1971; L6-232<br>Jeep; J Pickup; 1968-1965; L6-232<br>Jeep; J Pickup; 1974-1971; L6-258<br>Jeep; J Pickup; 1971-1969; V8-304<br>Jeep; J Pickup; 1971; V8-360<br>Jeep; Pickup; 1964-1963; L6-226<br>Jeep; Pickup; 1965-1963; L6-230<br>Jeep; Station Wagon; 1965-1963; L6-230<br>Jeep; Wagoneer; 1965-1963; L6-230<br>Jeep; Wagoneer; 1971-1965; L6-232<br>Jeep; Wagoneer; 1973-1969; L6-258<br>Linc; Continental; 1980; V8-5.0 | Ford; Custom; 1964; L6-223<br>Ford; Custom; 1964; V8-289<br>Ford; Custom; 1964; V8-352<br>Ford; Custom; 1964; V8-390<br>Ford; Custom; 1964-1962; V8-427<br>Ford; Fairlane; 1965-1963; L6-200<br>Ford; Fairlane; 1963-1962; V8-221<br>Ford; Fairlane; 1964-1962; V8-260<br>Ford; Fairlane; 1965-1963; V8-289<br>Ford; Galaxie; 1963; V8-260<br>Merc; Meteor; 1963-1962; L6-170<br>Merc; Montclair; 1964; V8-390<br>Merc; Montclair; 1964; V8-427<br>Merc; Monterey; 1964; V8-390<br>Merc; Monterey; 1964; V8-427<br>Merc; Park Lane; 1964; V8-390<br>Merc; Park Lane; 1964; V8-427   | Ford; Mustang; 1966-1964; V8-289  |
| <b>PASS. CARS</b>                    |  |   | <b>70612</b>  |
| <b>LIGHT TRUCKS</b>                  |  |   | Ford; Custom; 1964; V8-289<br>Ford; Custom; 1964; V8-352<br>Ford; Custom; 1964-1963; V8-390<br>Merc; Montclair; 1964; V8-390<br>Merc; Montclair; 1964; V8-427<br>Merc; Monterey; 1964-1963; V8-390<br>Merc; Monterey; 1963-1964; V8-406<br>Merc; Park Lane; 1964; V8-390<br>Merc; Park Lane; 1964; V8-427   |
| <b>MEDIUM/HEAVY TRUCKS</b>           |  |   | <b>70613</b>  |
| <b>BUSES</b>                         |  |   | Ford; Mustang; 1966-1964; V8-289  |
| <b>HOSE NUMERICAL</b>                |  |   | <b>70626</b>  |
| <b>REPAIR KITS</b>                   |  |   | Ford; Falcon; 1965; L6-170<br>Ford; Falcon; 1965; L6-200<br>Ford; Falcon; 1965; V8-289<br>Ford; Falcon Rancho; 1965; L6-170<br>Ford; Falcon Rancho; 1965; L6-200<br>Ford; Falcon Rancho; 1965; V8-289   |
| <b>KIT NUMERICAL</b>                 |  |   | <b>70629</b>  |
| <b>ILLUSTRATIONS</b>                 |  |   | AmerMtrs; Ambassador; 1972; V8-304<br>AmerMtrs; Ambassador; 1972; V8-360<br>AmerMtrs; Ambassador; 1972; V8-401<br>AmerMtrs; American; 1967; L6-199<br>AmerMtrs; American; 1967; L6-232<br>AmerMtrs; American; 1967; V8-290<br>AmerMtrs; American; 1967; V8-343<br>AmerMtrs; AMX; 1979; L6-258<br>AmerMtrs; AMX; 1972; V8-304<br>AmerMtrs; AMX; 1972; V8-360<br>AmerMtrs; AMX; 1972; V8-401<br>AmerMtrs; Concord; 1979-1978; L4-121<br>AmerMtrs; Gremlin; 1978; L6-232<br>AmerMtrs; Gremlin; 1976-1975; L6-232<br>AmerMtrs; Gremlin; 1978; L6-258<br>AmerMtrs; Gremlin; 1976-1972; L6-258<br>AmerMtrs; Hornet; 1976-1975; L6-232<br>AmerMtrs; Hornet; 1977-1975; V8-304<br>AmerMtrs; Hornet; 1972; V8-304<br>AmerMtrs; Hornet; 1972; V8-360<br>AmerMtrs; Javelin; 1972; V8-304<br>AmerMtrs; Javelin; 1972; V8-360<br>AmerMtrs; Javelin; 1972; V8-401<br>AmerMtrs; Matador; 1977-1975; L6-258<br>AmerMtrs; Matador; 1977-1975; V8-304<br>AmerMtrs; Matador; 1972; V8-304<br>AmerMtrs; Matador; 1978-1975; V8-360<br>AmerMtrs; Matador; 1972; V8-360<br>AmerMtrs; Matador; 1976-1975; V8-401<br>AmerMtrs; Matador; 1972; V8-401<br>AmerMtrs; Spirit; 1979; L4-121<br>AmerMtrs; Spirit; 1979; L6-232<br>AmerMtrs; Spirit; 1979; L6-258<br>Buick; Apollo; 1975; L6-250<br>Buick; Apollo; 1975; V8-260<br>Buick; Centurion; 1972; V8-350<br>Buick; Centurion; 1972-1971; V8-455<br>Buick; Century; 1979-1960; V6-196<br>Buick; Electra; 1968-1967; V8-430<br>Buick; Electra; 1972; V8-455<br>Buick; Estate Wagon; 1972-1971; V8-455<br>Buick; Invicta; 1963-1962; V8-401<br>Buick; Lesabre; 1979; V6-231<br>Buick; Lesabre; 1965-1964; V8-300<br>Buick; Lesabre; 1977-1966; V8-301<br>Buick; Lesabre; 1972-1971; V8-350<br>Buick; Lesabre; 1964-1962; V8-401<br>Buick; Lesabre; 1964; V8-425<br>Buick; Lesabre; 1972-1971; V8-455<br>Buick; Regal; 1979; V6-196<br>Buick; Regal; 1979; V6-231 |
|                                      |  | <b>70579</b>  |   |
|                                      |  |   | <b>70608</b>  |
|                                      |  |   | Ford; Falcon; 1964-1963; L6-144<br>Ford; Falcon; 1965-1963; L6-170<br>Ford; Falcon; 1965-1964; L6-200<br>Ford; Falcon Rancho; 1964; L6-144  |



# Numerical Listing - Power Steering Hose Assemblies and End Fittings

## 70629 - Continued

Buick; Regal; 1977; V6-231  
 Buick; Riviera; 1979; V6-231  
 Buick; Riviera; 1965-1963; V8-401  
 Buick; Riviera; 1966-1963; V8-425  
 Buick; Riviera; 1968-1967; V8-430  
 Buick; Skyhawk; 1977; V6-231  
 Buick; Skylark; 1969-1967; L6-250  
 Buick; Skylark; 1979; V6-231  
 Buick; Skylark; 1976-1975; V8-260  
 Buick; Skylark; 1967-1964; V8-300  
 Buick; Skylark; 1977-1966; V8-301  
 Buick; Skylark; 1978; V8-350  
 Buick; Skylark; 1969-1965; V8-350  
 Buick; Special; 1968-1967; L6-250  
 Buick; Special; 1967-1964; V8-300  
 Buick; Special; 1969-1968; V8-350  
 Buick; Wildcat; 1966-1964; V8-401  
 Buick; Wildcat; 1968-1967; V8-430  
 Cad; Deville; 1979-1977; V8-425  
 Cad; Fleetwood; 1979-1977; V8-425  
 Checker; Marathon; 1979-1971; L6-250  
 Checker; Marathon; 1979-1977; V8-305  
 Checker; Marathon; 1979-1971; V8-350  
 Chev; Blazer; 1976-1973; L6-250  
 Chev; C&K Pickup; 1976-1973; L6-250  
 Chev; C&K Pickup; 1976-1973; L6-292  
 Chev; Camaro; 1979-1978; L6-250  
 Chev; Camaro; 1975-1973; L6-250  
 Chev; Camaro; 1976; V8-305  
 Chev; Camaro; 1973; V8-307  
 Chev; Camaro; 1976-1973; V8-350  
 Chev; Chevelle; 1973-1972; L6-250  
 Chev; El Camino; 1975; L6-250  
 Chev; El Camino; 1973-1972; L6-250  
 Chev; El Camino; 1979; V6-200  
 Chev; Malibu; 1975-1973; L6-250  
 Chev; Malibu; 1979; V6-200  
 Chev; Monte Carlo; 1979; V6-200  
 Chev; Monza; 1975; L4-140  
 Chev; Monza; 1979-1978; L4-151  
 Chev; Monza; 1976-1975; V8-262  
 Chev; Monza; 1979-1975; V8-305  
 Chev; Nova; 1979-1978; L6-250  
 Chev; Suburban; 1976-1973; L6-250  
 Chev; Suburban; 1976-1973; L6-292  
 Chev; Vega; 1975; L4-122  
 Chev; Vega; 1975-1973; L4-140  
 Dodge; D & W Pickup; 1973-1972; V8-318  
 Ford; Custom; 1967-1965; L6-240  
 Ford; Custom; 1967-1965; V8-289  
 Ford; Custom; 1967-1965; V8-390  
 Ford; Custom; 1967; V8-427  
 Ford; Custom; 1967; V8-428  
 Ford; Galaxie; 1967-1965; L6-240  
 Ford; Galaxie; 1967-1965; V8-289  
 Ford; Galaxie; 1967-1965; V8-390  
 Ford; Galaxie; 1967; V8-427  
 Ford; Galaxie; 1967; V8-428  
 Ford; Ltd; 1967; V8-289  
 Ford; Ltd; 1967; V8-390  
 Ford; Ltd; 1967; V8-427  
 Ford; Ltd; 1967; V8-428  
 Ford; Mustang; 1973-1971; L6-250  
 Ford; Mustang; 1973-1971; V8-302  
 Ford; Mustang; 1973-1971; V8-351  
 Ford; Mustang; 1971; V8-429  
 GMC; C&K Pickup; 1976-1973; L6-250  
 GMC; C&K Pickup; 1976-1973; L6-292  
 GMC; Caballero; 1979; V6-200  
 GMC; Jimmy; 1976-1973; L6-250  
 GMC; Sprint; 1975; L6-250  
 GMC; Sprint; 1972; L6-250  
 GMC; Suburban; 1976-1973; L6-250  
 GMC; Suburban; 1976-1973; L6-292  
 Jeep; J Pickup; 1970-1965; L6-232  
 Jeep; J Pickup; 1971-1965; V8-350  
 Jeep; Wagoneer; 1971-1968; V8-350  
 Linc; Mark V; 1979; V8-400  
 Merc; Cougar; 1973-1971; V8-351  
 Merc; Cougar; 1971; V8-429  
 Merc; Montclair; 1966; V8-390  
 Merc; Monterey; 1966; V8-390

## 70629 - Continued

Merc; Park Lane; 1966; V8-390  
 Olds; Custom Cruiser; 1973; V8-350  
 Olds; Custom Cruiser; 1975-1971; V8-400  
 Olds; Cutlass; 1976-1975; L6-250  
 Olds; Cutlass; 1977-1975; V6-231  
 Olds; Cutlass; 1979; V8-305  
 Olds; Cutlass; 1979; V8-350  
 Olds; Cutlass; 1976-1971; V8-350  
 Olds; Cutlass; 1976-1971; V8-455  
 Olds; Cutlass Cruiser; 1979; V8-305  
 Olds; Delta 88; 1976-1971; V8-350  
 Olds; Delta 88; 1975-1972; V8-400  
 Olds; Ninety Eight; 1975; V8-350  
 Olds; Ninety Eight; 1973-1972; V8-350  
 Olds; Ninety Eight; 1975-1971; V8-400  
 Olds; Omega; 1976-1975; L6-250  
 Olds; Omega; 1979; V8-305  
 Olds; Omega; 1979; V8-350  
 Olds; Starfire; 1979-1978; L4-151  
 Olds; Toronado; 1972-1971; V8-455  
 Olds; Vista Cruiser; 1975-1971; V8-350  
 Olds; Vista Cruiser; 1975-1971; V8-455  
 Olds; 442; 1971; V8-455  
 Pont; Astre; 1974-1973; L4-140 (Canada)  
 Pont; Bonneville; 1976-1971; V8-400  
 Pont; Bonneville; 1976-1971; V8-455  
 Pont; Catalina; 1976; V8-350  
 Pont; Catalina; 1973-1971; V8-350  
 Pont; Catalina; 1975-1971; V8-350 (Canada)  
 Pont; Catalina; 1976-1971; V8-455  
 Pont; Firebird; 1967; L6-230  
 Pont; Firebird; 1976-1973; L6-250  
 Pont; Firebird; 1969-1968; L6-250  
 Pont; Firebird; 1978; V6-231  
 Pont; Firebird; 1976-1973; V8-350  
 Pont; Firebird; 1976-1973; V8-400  
 Pont; Firebird; 1976-1973; V8-455  
 Pont; Grand Am; 1979; V8-305  
 Pont; Grand Am; 1975; V8-350  
 Pont; Grand Am; 1973; V8-350  
 Pont; Grand Am; 1975-1973; V8-400  
 Pont; Grand Am; 1976-1973; V8-455  
 Pont; Grand Lemans; 1976; L6-250  
 Pont; Grand Lemans; 1979; V8-305  
 Pont; Grand Lemans; 1979; V8-350  
 Pont; Grand Lemans; 1975; V8-350  
 Pont; Grand Lemans; 1975; V8-400  
 Pont; Grand Lemans; 1975; V8-455  
 Pont; Grand Prix; 1979; V8-305  
 Pont; Grand Prix; 1976; V8-350  
 Pont; Grand Prix; 1976-1973; V8-400  
 Pont; Grand Prix; 1976-1973; V8-455  
 Pont; Grand Safari; 1976-1971; V8-400  
 Pont; Grand Safari; 1976-1971; V8-455  
 Pont; Grandville; 1975; V8-400  
 Pont; Grandville; 1973; V8-400  
 Pont; Grandville; 1971; V8-400  
 Pont; Grandville; 1975-1971; V8-455  
 Pont; GTO; 1966; V8-389  
 Pont; GTO; 1970-1967; V8-400  
 Pont; GTO; 1970; V8-455  
 Pont; Laurentian; 1976-1971; V8-350 (Canada)  
 Pont; Laurentian; 1976-1974; V8-400 (Canada)  
 Pont; Laurentian; 1976-1974; V8-455 (Canada)  
 Pont; Lemans; 1976; L6-250  
 Pont; Lemans; 1970; L6-250  
 Pont; Lemans; 1979; V8-305  
 Pont; Lemans; 1979; V8-350  
 Pont; Lemans; 1975-1974; V8-350  
 Pont; Lemans; 1970; V8-350  
 Pont; Lemans; 1975-1974; V8-400  
 Pont; Lemans; 1970; V8-400  
 Pont; Lemans; 1974; V8-455  
 Pont; Parisienne; 1962-1961; L6-(Canada)  
 Pont; Parisienne; 1963; L6-230 (Canada)  
 Pont; Parisienne; 1972-1971; L6-250 (Canada)  
 Pont; Parisienne; 1963-1961; V8-283 (Canada)  
 Pont; Parisienne; 1963-1961; V8-327 (Canada)  
 Pont; Parisienne; 1961; V8-348 (Canada)  
 Pont; Parisienne; 1976-1971; V8-350 (Canada)  
 Pont; Parisienne; 1976-1974; V8-400 (Canada)  
 Pont; Parisienne; 1976-1974; V8-455 (Canada)

## 70629 - Continued

Pont; Tempest; 1965-1964; L6-215  
 Pont; Tempest; 1970-1964; L6-250  
 Pont; Tempest; 1970-1968; V8-350  
 Pont; Tempest; 1965-1964; V8-389  
 Pont; Tempest; 1970; V8-400  
  
**70632**  
 Ford; Mustang; 1964; V8-260  
  
**70640**  
 Ford; Fairlane; 1966; L6-170  
 Ford; Fairlane; 1969-1966; L6-200  
 Ford; Fairlane; 1970-1966; L6-250  
 Ford; Fairlane; 1970-1968; V8-302  
 Ford; Fairlane; 1970-1967; V8-351  
 Ford; Fairlane; 1969; V8-428  
 Ford; Falcon; 1969-1966; L6-170  
 Ford; Falcon; 1970-1966; L6-200  
 Ford; Falcon; 1970; L6-250  
 Ford; Falcon; 1968-1965; V8-289  
 Ford; Falcon; 1970-1968; V8-302  
 Ford; Falcon; 1970; V8-351  
 Ford; Falcon; 1970; V8-429  
 Ford; Granada; 1976-1975; L6-200  
 Ford; Maverick; 1972-1969; L6-170  
 Ford; Maverick; 1976-1969; L6-200  
 Ford; Maverick; 1976-1970; L6-250  
 Ford; Maverick; 1976-1967; V8-302  
 Ford; Mustang; 1970-1967; L6-250  
 Ford; Mustang; 1970-1968; V8-302  
 Ford; Mustang; 1970-1969; V8-351  
 Ford; Mustang; 1969-1968; V8-390  
 Ford; Mustang; 1970-1968; V8-428  
 Ford; Mustang; 1970-1966; V8-429  
 Ford; Rancho; 1971-1966; L6-250  
 Ford; Rancho; 1971-1968; V8-302  
 Ford; Rancho; 1971-1969; V8-351  
 Ford; Rancho; 1969-1967; V8-390  
 Ford; Rancho; 1969-1968; V8-428  
 Ford; Rancho; 1971-1970; V8-429  
 Ford; Torino; 1968; L6-200  
 Ford; Torino; 1971-1968; L6-250  
 Ford; Torino; 1971-1968; V8-302  
 Ford; Torino; 1971-1969; V8-351  
 Ford; Torino; 1969-1968; V8-390  
 Ford; Torino; 1971-1970; V8-429  
 Merc; Comet; 1972-1971; L6-170  
 Merc; Comet; 1976-1971; L6-200  
 Merc; Comet; 1968-1966; L6-200  
 Merc; Comet; 1976-1971; L6-250  
 Merc; Comet; 1969; L6-250  
 Merc; Comet; 1967-1966; V8-289  
 Merc; Comet; 1976-1971; V8-302  
 Merc; Comet; 1969; V8-302  
 Merc; Comet; 1969-1966; V8-390  
 Merc; Comet; 1968; V8-427  
 Merc; Comet; 1968-1967; V8-428  
 Merc; Cougar; 1970-1968; V8-302  
 Merc; Cougar; 1970-1969; V8-351  
 Merc; Cougar; 1969-1968; V8-390  
 Merc; Cougar; 1970-1968; V8-428  
 Merc; Cougar; 1970-1971; V8-429  
 Merc; Cyclone; 1969; V8-302  
 Merc; Cyclone; 1971-1969; V8-351  
 Merc; Cyclone; 1969; V8-390  
 Merc; Cyclone; 1969; V8-428  
 Merc; Cyclone; 1971-1970; V8-429  
 Merc; Monarch; 1976-1975; L6-200  
 Merc; Montego; 1968; L6-200  
 Merc; Montego; 1971-1969; L6-250  
 Merc; Montego; 1971-1968; V8-302  
 Merc; Montego; 1971-1969; V8-351  
 Merc; Montego; 1969-1968; V8-390  
 Merc; Montego; 1968; V8-427  
 Merc; Montego; 1971-1970; V8-429  
  
**70642**  
 Ford; Custom; 1967; L6-240  
 Ford; Custom; 1967; V8-289

SYSTEM  
PUMP &  
GEAR  
IDENT.

SYSTEM &  
COM-  
PONENT  
IDENT.

PASS.  
CARS

LIGHT  
TRUCKS

MEDIUM/  
HEAVY  
TRUCKS

BUSES

HOSE  
NUMER-  
ICAL

REPAIR  
KITS

KIT  
NUMER-  
ICAL

ILLUST-  
RATIONS

# Numerical Listing - Power Steering Hose Assemblies and End Fittings

**SYSTEM  
PUMP &  
GEAR  
IDENT.**

## 70642 - Continued

Ford; Custom; 1967; V8-390  
 Ford; Custom; 1967; V8-427  
 Ford; Custom; 1967; V8-428  
 Ford; Galaxie; 1967; L6-240  
 Ford; Galaxie; 1967; V8-289  
 Ford; Galaxie; 1967; V8-390  
 Ford; Galaxie; 1967; V8-427  
 Ford; Galaxie; 1967; V8-428  
 Ford; Ltd; 1967; V8-289  
 Ford; Ltd; 1967; V8-390  
 Ford; Ltd; 1967; V8-427  
 Ford; Ltd; 1967; V8-428  
 Merc; Marquis; 1967; V8-410  
 Merc; Marquis; 1967; V8-427  
 Merc; Marquis; 1967; V8-428  
 Merc; Montclair; 1967; V8-390  
 Merc; Montclair; 1967; V8-410  
 Merc; Montclair; 1967; V8-427  
 Merc; Montclair; 1967; V8-428  
 Merc; Monterey; 1967; V8-390  
 Merc; Monterey; 1967; V8-410  
 Merc; Monterey; 1967; V8-427  
 Merc; Monterey; 1967; V8-428  
 Merc; Park Lane; 1967; V8-410  
 Merc; Park Lane; 1967; V8-427  
 Merc; Park Lane; 1967; V8-428

## 70643

Ford; Bronco; 1972; L6-170  
 Ford; Bronco; 1974-1973; L6-200

## 70646

Ford; Thunderbird; 1968-1965; V8-390  
 Ford; Thunderbird; 1965; V8-427  
 Ford; Thunderbird; 1967-1966; V8-428  
 Ford; Thunderbird; 1969-1968; V8-429  
 Linc; Continental; 1969-1966; V8-460  
 Linc; Mark III; 1969-1968; V8-460

## 70648

Ford; Custom; 1967; L6-240  
 Ford; Custom; 1967; V8-289  
 Ford; Custom; 1969; V8-302  
 Ford; Custom; 1966-1965; V8-352  
 Ford; Custom; 1969-1965; V8-390  
 Ford; Custom; 1967; V8-427  
 Ford; Custom; 1969; V8-429  
 Ford; Galaxie; 1967; L6-240  
 Ford; Galaxie; 1967; V8-289  
 Ford; Galaxie; 1969; V8-302  
 Ford; Galaxie; 1966-1965; V8-352  
 Ford; Galaxie; 1969-1965; V8-390  
 Ford; Galaxie; 1967; V8-427  
 Ford; Galaxie; 1969-1967; V8-428  
 Ford; Galaxie; 1969; V8-429  
 Ford; Ltd; 1967; V8-289  
 Ford; Ltd; 1969; V8-302  
 Ford; Ltd; 1969-1967; V8-390  
 Ford; Ltd; 1967; V8-427  
 Ford; Ltd; 1969-1967; V8-428  
 Ford; Ltd; 1969; V8-429  
 Merc; Marauder; 1969; V8-390  
 Merc; Marauder; 1969; V8-429  
 Merc; Marquis; 1969-1967; V8-390  
 Merc; Marquis; 1967; V8-427  
 Merc; Marquis; 1969-1967; V8-428  
 Merc; Marquis; 1969-1968; V8-429  
 Merc; Montclair; 1968-1965; V8-428  
 Merc; Montclair; 1967; V8-410  
 Merc; Montclair; 1965; V8-427  
 Merc; Montclair; 1967-1966; V8-428  
 Merc; Monterey; 1969-1965; V8-390  
 Merc; Monterey; 1967; V8-410  
 Merc; Monterey; 1965; V8-427  
 Merc; Monterey; 1969-1966; V8-428  
 Merc; Monterey; 1969-1968; V8-429  
 Merc; Park Lane; 1966-1965; V8-390  
 Merc; Park Lane; 1967; V8-410  
 Merc; Park Lane; 1965; V8-427

**SYSTEM &  
COM-  
PONENT  
IDENT.**

**PASS.  
CARS**

**LIGHT  
TRUCKS**

**MEDIUM/  
HEAVY  
TRUCKS**

**BUSES**

**HOSE  
NUMER-  
ICAL**

**REPAIR  
KITS**

**KIT  
NUMER-  
ICAL**

**ILLUST-  
RATIONS**

## 70648 - Continued

Merc; Park Lane; 1968-1966; V8-428

## 70652

Ford; Fairlane; 1969-1967; L6-200  
 Ford; Fairlane; 1970-1969; L6-250  
 Ford; Falcon; 1969-1967; L6-170  
 Ford; Falcon; 1970-1967; L6-200  
 Ford; Falcon; 1970; L6-250  
 Ford; Maverick; 1974-1970; L6-250  
 Ford; Mustang; 1970-1967; L6-200  
 Ford; Mustang; 1970-1967; L6-250  
 Ford; Rancho; 1971-1968; L6-250  
 Ford; Torino; 1971-1969; L6-250  
 Merc; Comet; 1968-1967; L6-200  
 Merc; Comet; 1974-1971; L6-250  
 Merc; Comet; 1969-1968; L6-250  
 Merc; Montego; 1971-1969; L6-250

## 70653

Ford; Fairlane; 1968; V8-289  
 Ford; Falcon; 1968; V8-289  
 Ford; Granada; 1975; L6-200  
 Ford; Granada; 1975; L6-250  
 Ford; Granada; 1975; V8-302  
 Ford; Granada; 1975; V8-351  
 Ford; Mustang; 1968; V8-289  
 Ford; Rancho; 1968; V8-289  
 Ford; Torino; 1968; V8-289  
 Ford; Torino; 1968; V8-302  
 Merc; Comet; 1967-1968; V8-289  
 Merc; Montego; 1968; V8-302

## 70656

Ford; Fairlane; 1970-1967; V8-302  
 Ford; Fairlane; 1967; V8-427  
 Ford; Fairlane; 1969-1970; V8-428  
 Ford; Falcon; 1970; V8-429  
 Ford; Maverick; 1975-1969; V8-302  
 Ford; Mustang; 1969-1968; V8-390  
 Ford; Mustang; 1970-1968; V8-428  
 Ford; Mustang; 1970-1969; V8-429  
 Ford; Rancho; 1971-1969; V8-302  
 Ford; Rancho; 1971-1969; V8-351  
 Ford; Rancho; 1969-1967; V8-390  
 Ford; Rancho; 1969-1968; V8-428  
 Ford; Rancho; 1971-1969; V8-429  
 Ford; Torino; 1971-1969; V8-351  
 Ford; Torino; 1969-1968; V8-390  
 Ford; Torino; 1971-1970; V8-429  
 Merc; Comet; 1976-1971; V8-302  
 Merc; Comet; 1969; V8-302  
 Merc; Comet; 1969; V8-351  
 Merc; Comet; 1969-1966; V8-390  
 Merc; Comet; 1968; V8-427  
 Merc; Comet; 1968; V8-428  
 Merc; Cougar; 1970-1969; V8-302  
 Merc; Cougar; 1969-1968; V8-390  
 Merc; Cougar; 1970-1968; V8-428  
 Merc; Cougar; 1970-1971; V8-429  
 Merc; Cyclone; 1969; V8-302  
 Merc; Cyclone; 1971-1969; V8-351  
 Merc; Cyclone; 1969; V8-390  
 Merc; Cyclone; 1969; V8-428  
 Merc; Cyclone; 1971-1969; V8-429  
 Merc; Montego; 1971-1969; V8-351  
 Merc; Montego; 1969-1968; V8-390  
 Merc; Montego; 1968; V8-427  
 Merc; Montego; 1971-1970; V8-429

## 70660

Ford; Country Sedan; 1971; V8-302  
 Ford; Country Sedan; 1971; V8-351  
 Ford; Country Sedan; 1971; V8-390  
 Ford; Country Sedan; 1971; V8-400  
 Ford; Country Sedan; 1971; V8-429  
 Ford; Country Squire; 1971; V8-302  
 Ford; Country Squire; 1971; V8-351  
 Ford; Country Squire; 1971; V8-390  
 Ford; Country Squire; 1971; V8-400

## 70660 - Continued

Ford; Country Squire; 1971; V8-429  
 Ford; Custom; 1971; V8-302  
 Ford; Custom; 1971; V8-429  
 Ford; Custom 500; 1971; V8-351  
 Ford; Custom 500; 1971; V8-390  
 Ford; Custom 500; 1971; V8-400  
 Ford; Custom 500; 1971-1970; V8-429  
 Ford; Galaxie; 1970; V8-351  
 Ford; Galaxie; 1970; V8-390  
 Ford; Galaxie; 1970-1971; V8-429  
 Ford; Galaxie 500; 1971; V8-351  
 Ford; Galaxie 500; 1971; V8-390  
 Ford; Galaxie 500; 1971; V8-400  
 Ford; Galaxie 500; 1971; V8-429  
 Ford; Ltd; 1971; V8-302  
 Ford; Ltd; 1971; V8-429  
 Ford; Ranch Wagon; 1971; V8-351  
 Ford; Ranch Wagon; 1971; V8-390  
 Ford; Ranch Wagon; 1971; V8-400  
 Ford; Ranch Wagon; 1971; V8-429  
 Ford; Thunderbird; 1971-1970; V8-429  
 Linc; Continental; 1971-1970; V8-460  
 Merc; Colony Park; 1971; V8-400  
 Merc; Colony Park; 1971-1970; V8-429  
 Merc; Marauder; 1970; V8-429  
 Merc; Marquis; 1970-1971; V8-390  
 Merc; Marquis; 1971; V8-429  
 Merc; Monterey; 1971-1970; V8-429

## 70669

Ford; Mustang; 1973-1971; V8-302  
 Merc; Cougar; 1973-1971; V8-351

## 70670

Ford; Mustang; 1972; L6-250  
 Ford; Mustang; 1972-1971; V8-302  
 Merc; Cougar; 1972-1971; V8-351

## 70674

Ford; Elite; 1976-1973; V8-351  
 Ford; Gran Torino; 1976-1973; V8-351  
 Ford; Ltd II; 1977; V8-302  
 Ford; Ltd II; 1977; V8-351  
 Ford; Ltd II; 1977; V8-400  
 Ford; Rancho; 1977; V8-302  
 Ford; Rancho; 1974-1973; V8-302  
 Ford; Rancho; 1977-1973; V8-351  
 Ford; Rancho; 1977; V8-400  
 Ford; Rancho; 1974-1973; V8-400  
 Ford; Thunderbird; 1977; V8-302  
 Ford; Thunderbird; 1977; V8-351  
 Ford; Thunderbird; 1977; V8-400  
 Ford; Torino; 1974-1973; V8-302  
 Ford; Torino; 1976-1973; V8-351  
 Merc; Cougar; 1977; V8-302  
 Merc; Cougar; 1977-1974; V8-351  
 Merc; Cougar; 1977; V8-400  
 Merc; Montego; 1974-1972; V8-302  
 Merc; Montego; 1976-1972; V8-351  
 Merc; Montego; 1974-1972; V8-400  
 Merc; Montego; 1972; V8-429

## 70677

Ford; Country Sedan; 1974; V8-460  
 Ford; Country Squire; 1974; V8-460  
 Ford; Custom 500; 1976-1974; V8-460  
 Ford; Custom 500; 1978; V8-460 (Canada)  
 Ford; Galaxie 500; 1974; V8-460  
 Ford; Ltd; 1978-1974; V8-460  
 Ford; Ranch Wagon; 1974-1973; V8-460  
 Merc; Colony Park; 1974; V8-400  
 Merc; Grand Marquis; 1978-1973; V8-460  
 Merc; Marquis; 1973; V8-429  
 Merc; Marquis; 1978-1973; V8-460  
 Merc; Monterey; 1973-1974; V8-351

## 70678

Ford; Maverick; 1974-1971; V8-302

# Numerical Listing - Power Steering Hose Assemblies and End Fittings

## 70678 - Continued

Merc; Comet; 1974-1971; V8-302

### 70679

Ford; Fairlane; 1970; V8-302  
 Ford; Falcon; 1970; V8-429  
 Ford; Granada; 1975; L6-200  
 Ford; Granada; 1975-1971; L6-250  
 Ford; Rancho; 1971-1969; V8-302  
 Ford; Rancho; 1971-1969; V8-351  
 Ford; Rancho; 1971-1969; V8-429  
 Ford; Torino; 1971-1969; V8-351  
 Ford; Torino; 1971-1970; V8-429  
 Merc; Comet; 1976-1971; V8-302  
 Merc; Comet; 1969; V8-302  
 Merc; Comet; 1969; V8-351  
 Merc; Cyclone; 1971; V8-302  
 Merc; Cyclone; 1969; V8-302  
 Merc; Cyclone; 1971-1969; V8-351  
 Merc; Cyclone; 1971-1970; V8-429  
 Merc; Monarch; 1975; L6-200  
 Merc; Monarch; 1975; L6-250  
 Merc; Montego; 1971-1969; V8-302  
 Merc; Montego; 1971-1969; V8-351  
 Merc; Montego; 1971-1970; V8-429

### 70680

Ford; Mustang; 1973; L6-250  
 Ford; Mustang II; 1977-1974; L4-140  
 Ford; Mustang II; 1977-1974; V6-171  
 Ford; Mustang II; 1977-1975; V8-302  
 Ford; Pinto; 1977-1975; L4-140  
 Ford; Pinto; 1977-1975; V6-171  
 Merc; Bobcat; 1977-1975; L4-140  
 Merc; Bobcat; 1977-1975; V6-171

### 70682

Ford; Granada; 1975; V8-302  
 Merc; Comet; 1976-1975; V8-302  
 Merc; Monarch; 1975; V8-302

### 70687

Ford; Mustang; 1969-1967; V8-390  
 Ford; Mustang; 1970-1969; V8-428  
 Merc; Cougar; 1969-1968; V8-390  
 Merc; Cougar; 1970-1968; V8-428

### 70688

Ford; Mustang; 1970; V8-302  
 Ford; Mustang; 1970; V8-351  
 Merc; Cougar; 1970; V8-302  
 Merc; Cougar; 1970; V8-351

### 70689

Ford; Mustang; 1970-1969; V8-302  
 Ford; Mustang; 1969-1967; V8-390  
 Ford; Mustang; 1970-1968; V8-428  
 Ford; Mustang; 1970-1969; V8-429  
 Merc; Cougar; 1970-1969; V8-302  
 Merc; Cougar; 1969-1968; V8-390  
 Merc; Cougar; 1970-1968; V8-428

### 70691

Ford; Mustang; 1969; V8-302  
 Ford; Mustang; 1969-1970; V8-351  
 Merc; Cougar; 1969; V8-351

### 70692

Ford; Fairlane; 1970; V8-302  
 Ford; Fairlane; 1970; V8-351  
 Merc; Cyclone; 1971; V8-302  
 Merc; Cyclone; 1971-1970; V8-351

### 70696

Ford; Custom 500; 1977-1976; V8-351

## 70696 - Continued

Ford; Custom 500; 1976; V8-460  
 Ford; Ltd; 1976; V8-351  
 Ford; Ltd; 1976; V8-400  
 Ford; Ltd; 1976; V8-460  
 Ford; Thunderbird; 1976-1975; V8-460  
 Linc; Continental; 1976-1974; V8-460  
 Linc; Mark IV; 1976-1975; V8-460  
 Merc; Grand Marquis; 1976-1975; V8-400

### 70697

Ford; Thunderbird; 1976-1975; V8-460  
 Linc; Continental; 1979-1975; V8-400  
 Linc; Mark V; 1979-1977; V8-400

### 70704

Ford; Elite; 1976-1972; V8-351  
 Ford; Gran Torino; 1976-1972; V8-351  
 Ford; Gran Torino; 1976-1972; V8-400  
 Ford; Gran Torino; 1976-1973; V8-460  
 Ford; Ltd II; 1977; V8-302  
 Ford; Ltd II; 1977; V8-351  
 Ford; Ltd II; 1977; V8-400  
 Ford; Rancho; 1977; V8-302  
 Ford; Rancho; 1974-1972; V8-302  
 Ford; Rancho; 1977-1972; V8-351  
 Ford; Rancho; 1977-1972; V8-400  
 Ford; Rancho; 1976-1974; V8-460  
 Ford; Thunderbird; 1977; V8-302  
 Ford; Thunderbird; 1977; V8-351  
 Ford; Thunderbird; 1977; V8-400  
 Ford; Torino; 1974-1972; V8-302  
 Ford; Torino; 1976-1972; V8-351  
 Ford; Torino; 1976-1972; V8-400  
 Ford; Torino; 1976-1973; V8-460  
 Merc; Cougar; 1977; V8-302  
 Merc; Cougar; 1977-1974; V8-351  
 Merc; Cougar; 1977-1974; V8-400  
 Merc; Cougar; 1976-1974; V8-460  
 Merc; Montego; 1974-1973; V8-302  
 Merc; Montego; 1976-1973; V8-351  
 Merc; Montego; 1976-1973; V8-400  
 Merc; Montego; 1973; V8-429  
 Merc; Montego; 1976-1973; V8-460

### 70710

Ford; Maverick; 1977-1976; V8-302  
 Merc; Comet; 1977-1976; V8-302

### 70721

Ford; Granada; 1975; L6-200  
 Ford; Granada; 1975; L6-250  
 Ford; Granada; 1977-1975; V8-302  
 Ford; Granada; 1977-1975; V8-351  
 Linc; Versailles; 1977; V8-302  
 Linc; Versailles; 1977; V8-351  
 Merc; Monarch; 1977-1975; L6-200  
 Merc; Monarch; 1977-1975; V8-351

### 70722

Ford; Custom 500; 1977-1976; V8-351  
 Ford; Custom 500; 1978; V8-400 (Canada)  
 Ford; Custom 500; 1978-1976; V8-460 (Canada)  
 Ford; Ltd; 1978; V8-400  
 Ford; Ltd; 1976; V8-400  
 Ford; Ltd; 1978-1977; V8-460  
 Linc; Continental; 1977; V8-400  
 Linc; Mark V; 1977; V8-400  
 Merc; Grand Marquis; 1978; V8-400  
 Merc; Grand Marquis; 1976; V8-400  
 Merc; Grand Marquis; 1978; V8-460  
 Merc; Marquis; 1976; V8-400  
 Merc; Marquis; 1978-1977; V8-460

### 70723

Ford; Granada; 1977-1976; L6-200  
 Ford; Granada; 1978-1976; L6-250  
 Ford; Granada; 1978-1976; V8-302

## 70723 - Continued

Linc; Versailles; 1979-1977; V8-302  
 Linc; Versailles; 1980; V8-5.0  
 Linc; Versailles; 1977; V8-351  
 Merc; Monarch; 1977-1976; L6-200  
 Merc; Monarch; 1978-1976; L6-250  
 Merc; Monarch; 1978-1976; V8-302

### 70724

Ford; Granada; 1977; L6-200  
 Ford; Granada; 1977; V8-351  
 Linc; Versailles; 1979-1977; V8-302  
 Linc; Versailles; 1980; V8-5.0  
 Linc; Versailles; 1977; V8-351  
 Merc; Monarch; 1977; L6-200  
 Merc; Monarch; 1977; V8-351

### 70726

Ford; Granada; 1976-1975; L6-200  
 Merc; Monarch; 1976; L6-200  
 Merc; Monarch; 1976; V8-351

### 70737

Ford; Granada; 1980-1975; V8-4.2  
 Ford; Granada; 1980; V8-5.0  
 Ford; Granada; 1977-1975; V8-351  
 Ford; Maverick; 1977-1976; V8-302  
 Linc; Versailles; 1979-1977; V8-302  
 Linc; Versailles; 1980; V8-5.0  
 Linc; Versailles; 1977; V8-351  
 Merc; Comet; 1977-1976; V8-302  
 Merc; Monarch; 1980-1975; V8-4.2  
 Merc; Monarch; 1980; V8-5.0  
 Merc; Monarch; 1977-1975; V8-351

### 70852

AmerMtrs; Ambassador; 1966; V8-287  
 AmerMtrs; Ambassador; 1966; V8-327  
 AmerMtrs; American; 1966; V8-290  
 AmerMtrs; Marlin; 1966; V8-287  
 AmerMtrs; Marlin; 1966; V8-327  
 AmerMtrs; Rambler Classic; 1966; V8-287  
 AmerMtrs; Rambler Classic; 1966; V8-290  
 AmerMtrs; Rambler Classic; 1966; V8-327  
 Checker; Marathon; 1977-1971; L6-250  
 Jeep; J Pickup; 1971; V8-304  
 Jeep; J Pickup; 1971; V8-360  
 Jeep; Wagoneer; 1971; V8-304  
 Jeep; Wagoneer; 1971; V8-360  
 Rambler; Ambassador; 1965; V8-287  
 Rambler; Ambassador; 1965; V8-327  
 Rambler; Marlin; 1965; V8-327  
 Rambler; Rambler Classic; 1965; V8-287

### 70855

AmerMtrs; Ambassador; 1970-1968; L6-232  
 AmerMtrs; Ambassador; 1971; L6-258  
 AmerMtrs; American; 1968; L6-199  
 AmerMtrs; American; 1968; L6-232  
 AmerMtrs; Gremlin; 1970; L6-199  
 AmerMtrs; Gremlin; 1974-1970; L6-232  
 AmerMtrs; Gremlin; 1974-1970; L6-258  
 AmerMtrs; Hornet; 1974-1970; L6-232  
 AmerMtrs; Hornet; 1974-1971; L6-258  
 AmerMtrs; Javelin; 1974-1968; L6-232  
 AmerMtrs; Javelin; 1974-1971; L6-258  
 AmerMtrs; Matador; 1974-1971; L6-232  
 AmerMtrs; Matador; 1974-1971; L6-258  
 AmerMtrs; Rambler; 1969; L6-199  
 AmerMtrs; Rambler; 1969-1968; L6-232

### 70859

AmerMtrs; Ambassador; 1974-1972; V8-304  
 AmerMtrs; Ambassador; 1974-1972; V8-360  
 AmerMtrs; Ambassador; 1974-1972; V8-401  
 AmerMtrs; AMX; 1978; V8-304  
 AmerMtrs; AMX; 1974-1972; V8-304  
 AmerMtrs; AMX; 1974-1972; V8-360

**SYSTEM  
PUMP &  
GEAR  
IDENT.**

**SYSTEM &  
COM-  
PONENT  
IDENT.**

**PASS.  
CARS**

**LIGHT  
TRUCKS**

**MEDIUM/  
HEAVY  
TRUCKS**

**BUSES**

**HOSE  
NUMER-  
ICAL**

**REPAIR  
KITS**

**KIT  
NUMER-  
ICAL**

**ILLUS-  
TRATIONS**



# Numerical Listing - Power Steering Hose Assemblies and End Fittings

**SYSTEM  
PUMP &  
GEAR  
IDENT.**

**SYSTEM &  
COM-  
PONENT  
IDENT.**

**PASS.  
CARS**

**LIGHT  
TRUCKS**

**MEDIUM/  
HEAVY  
TRUCKS**

**BUSES**

**HOSE  
NUMER-  
ICAL**

**REPAIR  
KITS**

**KIT  
NUMER-  
ICAL**

**ILLUST-  
RATIONS**

## 70859 - Continued

AmerMtrs; AMX; 1974-1972; V8-401  
AmerMtrs; Concord; 1979-1978; L4-121  
AmerMtrs; Gremlin; 1976-1972; V8-304  
AmerMtrs; Hornet; 1977-1972; V8-304  
AmerMtrs; Javelin; 1974-1972; V8-360  
AmerMtrs; Javelin; 1974-1972; V8-401  
AmerMtrs; Matador; 1974-1972; V8-304  
AmerMtrs; Matador; 1974-1972; V8-360  
AmerMtrs; Matador; 1974-1972; V8-401  
AmerMtrs; Spirit; 1979; L4-121  
Olds; Toronado; 1978-1977; V8-403

## 70864

AmerMtrs; Pacer; 1978-1975; L6-232  
AmerMtrs; Pacer; 1979-1975; L6-258  
Intrnatl; MHC1310; 1974; V8-304

## 70910

Chev; Blazer; 1979-1973; L6-250  
Chev; C&K Pickup; 1979-1973; L6-250  
Chev; C&K Pickup; 1979-1973; L6-292  
Chev; P Van; 1979-1973; L6-292  
Chev; Suburban; 1980-1973; L6-4.1  
Chev; Suburban; 1979-1973; L6-292  
GMC; C&K Pickup; 1979-1973; L6-250  
GMC; C&K Pickup; 1979-1973; L6-292  
GMC; Jimmy; 1979-1973; L6-250  
GMC; P Van; 1979-1973; L6-292  
GMC; Suburban; 1979-1973; L6-292  
Chev; P30; 1979-1978; GM L6-292  
GMC; P3500; 1979-1973; L6-292

## 70911

Chev; Blazer; 1979-1977; V8-305  
Chev; Blazer; 1973; V8-307  
Chev; Blazer; 1979-1973; V8-350  
Chev; Blazer; 1979-1975; V8-400  
Chev; C&K Pickup; 1978-1977; V8-305  
Chev; C&K Pickup; 1973; V8-307  
Chev; C&K Pickup; 1978-1973; V8-350  
Chev; C&K Pickup; 1978; V8-350 Dsl  
Chev; C&K Pickup; 1978-1973; V8-400  
Chev; P Van; 1973; V8-307  
Chev; P Van; 1979-1973; V8-350  
Chev; P Van; 1979; V8-454  
Chev; P Van; 1977-1973; V8-454  
Chev; Suburban; 1973; V8-307  
Chev; Suburban; 1978-1973; V8-350  
Chev; Suburban; 1978; V8-350 Dsl  
Chev; Suburban; 1978-1973; V8-400  
GMC; C&K Pickup; 1978-1977; V8-305  
GMC; C&K Pickup; 1973; V8-307  
GMC; C&K Pickup; 1978-1973; V8-350  
GMC; C&K Pickup; 1978; V8-350 Dsl  
GMC; C&K Pickup; 1978-1973; V8-400  
GMC; Jimmy; 1979-1977; V8-305  
GMC; Jimmy; 1973; V8-307  
GMC; Jimmy; 1979-1973; V8-350  
GMC; Jimmy; 1979-1975; V8-400  
GMC; P Van; 1973; V8-307  
GMC; P Van; 1979-1973; V8-350  
GMC; P Van; 1979; V8-454  
GMC; P Van; 1977-1973; V8-454  
GMC; P Van; 1976-1975; V8-455  
GMC; P Van; 1973; V8-455  
GMC; Suburban; 1973; V8-307  
GMC; Suburban; 1978-1973; V8-350  
GMC; Suburban; 1978-1973; V8-400  
Chev; P30; 1979-1977; GM V8-350  
GMC; P3500; 1979-1977; V8-350

## 70912

Chev; G Van; 1977-1971; L6-250  
Chev; G Van; 1977-1974; L6-292  
Chev; G Van; 1972-1971; V8-307  
Chev; P Van; 1979-1972; V8-350  
GMC; G Van; 1977-1971; L6-250  
GMC; G Van; 1977-1974; L6-292  
GMC; G Van; 1972-1971; V8-307

## 70912 - Continued

GMC; P Van; 1979-1972; V8-350  
Chev; P30; 1979-1978; GM V8-350  
GMC; P3500; 1979-1978; V8-350

## 70917

Chev; Blazer; 1972-1969; L6-250  
Chev; Blazer; 1972-1969; V8-307  
Chev; Blazer; 1972-1969; V8-350  
Chev; C&K Pickup; 1972-1968; L6-250  
Chev; C&K Pickup; 1972-1968; L6-292  
Chev; C&K Pickup; 1972-1968; V8-307  
Chev; C&K Pickup; 1968; V8-327  
Chev; C&K Pickup; 1972-1968; V8-350  
Chev; C&K Pickup; 1970; V8-400  
Chev; C&K Pickup; 1972-1970; V8-402  
Chev; P Van; 1972-1970; V8-350  
Chev; P Van; 1972-1968; V8-402  
Chev; Suburban; 1972-1968; L6-292  
Chev; Suburban; 1972-1968; V8-307  
Chev; Suburban; 1968; V8-327  
Chev; Suburban; 1972-1968; V8-350  
Chev; Suburban; 1970; V8-400  
Chev; Suburban; 1972-1971; V8-402  
GMC; C&K Pickup; 1972-1968; L6-250  
GMC; C&K Pickup; 1972-1968; L6-292  
GMC; C&K Pickup; 1972-1968; V8-307  
GMC; C&K Pickup; 1968; V8-327  
GMC; C&K Pickup; 1972-1968; V8-350  
GMC; C&K Pickup; 1972-1970; V8-402  
GMC; Jimmy; 1972-1970; L6-250  
GMC; Jimmy; 1972-1970; V8-307  
GMC; Jimmy; 1972-1970; V8-350  
GMC; P Van; 1972-1970; V8-307  
GMC; P Van; 1972-1970; V8-350  
GMC; P Van; 1972-1968; V8-402  
GMC; Suburban; 1972-1968; L6-292  
GMC; Suburban; 1972-1968; V8-307  
GMC; Suburban; 1968; V8-327  
GMC; Suburban; 1972-1968; V8-350  
GMC; Suburban; 1972-1971; V8-402

## 70920

Chev; G Van; 1975-1973; L6-250  
Chev; G Van; 1975-1973; L6-292  
Chev; G Van; 1975-1973; V8-350  
Chev; G Van; 1975; V8-400  
GMC; G Van; 1975-1973; L6-250  
GMC; G Van; 1975-1973; L6-292  
GMC; G Van; 1975-1973; V8-350  
GMC; G Van; 1975; V8-400

## 70921

Chev; G Van; 1975-1973; L6-250  
Chev; G Van; 1975-1973; L6-292  
Chev; G Van; 1975-1973; V8-350  
Chev; G Van; 1975; V8-400  
GMC; G Van; 1975-1973; L6-250  
GMC; G Van; 1975-1973; L6-292  
GMC; G Van; 1975-1973; V8-350  
GMC; G Van; 1975; V8-400

## 70924

Chev; Blazer; 1979-1973; L6-250  
Chev; Blazer; 1973; V8-307  
Chev; Blazer; 1979-1973; V8-350  
Chev; C&K Pickup; 1979-1973; L6-250  
Chev; C&K Pickup; 1979-1973; L6-292  
Chev; C&K Pickup; 1973; V8-307  
Chev; C&K Pickup; 1979-1973; V8-350  
Chev; C&K Pickup; 1979-1973; V8-350 Dsl  
Chev; Suburban; 1980-1973; L6-4.1  
Chev; Suburban; 1979-1973; L6-292  
Chev; Suburban; 1980-1977; V8-5.0  
Chev; Suburban; 1979-1973; V8-350  
Chev; Suburban; 1978-1975; V8-350 Dsl  
Chev; Suburban; 1979-1973; V8-454  
GMC; C&K Pickup; 1979-1973; L6-250  
GMC; C&K Pickup; 1979-1973; L6-292  
GMC; C&K Pickup; 1973; V8-307

## 70924 - Continued

GMC; C&K Pickup; 1979-1973; V8-350  
GMC; C&K Pickup; 1979-1973; V8-350 Dsl  
GMC; Jimmy; 1979-1973; L6-250  
GMC; Jimmy; 1973; V8-307  
GMC; Jimmy; 1979-1973; V8-350  
GMC; Suburban; 1979-1973; L6-250  
GMC; Suburban; 1979-1973; L6-292  
GMC; Suburban; 1979-1977; V8-305  
GMC; Suburban; 1979-1973; V8-350  
GMC; Suburban; 1979-1975; V8-400  
GMC; Suburban; 1979-1973; V8-454

## 70930

Dodge; D & W Pickup; 1979-1977; L6-225  
Dodge; D & W Pickup; 1979-1977; L6-243 Dsl  
Dodge; D & W Pickup; 1973; V8-318  
Dodge; D & W Pickup; 1979-1977; V8-360  
Dodge; D & W Pickup; 1973; V8-360  
Dodge; D & W Pickup; 1978-1972; V8-400  
Dodge; D & W Pickup; 1978-1973; V8-440  
Dodge; Ramcharger; 1979-1974; L6-225  
Dodge; Ramcharger; 1979-1974; V8-318  
Dodge; Ramcharger; 1979-1974; V8-360  
Dodge; Ramcharger; 1978-1974; V8-440  
Ply; Trailduster; 1979-1977; L6-225  
Ply; Trailduster; 1979-1977; V8-318  
Ply; Trailduster; 1979-1976; V8-360  
Ply; Trailduster; 1974; V8-400  
Ply; Trailduster; 1978-1974; V8-440

## 70932

Dodge; D & W Pickup; 1976-1972; L6-225  
Dodge; D & W Pickup; 1976-1974; V8-318  
Dodge; D & W Pickup; 1972; V8-318  
Dodge; D & W Pickup; 1976-1974; V8-360  
Dodge; D & W Pickup; 1972; V8-360  
Ply; Trailduster; 1976-1974; L6-225  
Ply; Trailduster; 1976-1974; V8-318  
Ply; Trailduster; 1976-1974; V8-360

## 70933

Chev; P Van; 1979-1973; V8-454  
Dodge; D & W Pickup; 1977-1972; V8-318  
Dodge; D & W Pickup; 1977-1972; V8-360  
Dodge; D & W Pickup; 1977-1972; V8-400  
Dodge; D & W Pickup; 1977-1973; V8-440  
Dodge; Ramcharger; 1977; V8-318  
Dodge; Ramcharger; 1977; V8-360  
Dodge; Ramcharger; 1977; V8-400  
Dodge; Ramcharger; 1977; V8-440  
GMC; P Van; 1979-1973; V8-454  
Ply; Trailduster; 1977-1974; V8-318  
Ply; Trailduster; 1977-1974; V8-360  
Ply; Trailduster; 1977-1976; V8-400  
Ply; Trailduster; 1974; V8-400  
Ply; Trailduster; 1977-1974; V8-440  
Chev; P30; 1979-1978; GM V8-454  
GMC; P3500; 1979-1978; V8-454

## 70934

Dodge; B Van; 1976-1972; L6-225  
Dodge; B Van; 1976-1972; V8-318  
Dodge; B Van; 1976-1972; V8-360  
Dodge; B Van; 1976; V8-400  
Dodge; B Van; 1976-1972; V8-440  
Dodge; CB Van; 1976-1972; V8-318  
Dodge; CB Van; 1976-1972; V8-360  
Dodge; CB Van; 1976; V8-400  
Dodge; CB Van; 1976-1974; V8-440  
Dodge; MB Van; 1976; V8-400  
Dodge; MB Van; 1976-1974; V8-440  
Ply; B Van; 1976-1974; L6-225  
Ply; B Van; 1976-1974; V8-318  
Ply; B Van; 1976-1974; V8-360

# Numerical Listing - Power Steering Hose Assemblies and End Fittings

|  |  |  |   |
|--|--|--|---|
| <p><b>70935</b></p> <p>Dodge; D &amp; W Pickup; 1977-1972; V8-318<br/>Dodge; D &amp; W Pickup; 1977-1972; V8-360<br/>Dodge; Ramcharger; 1977; V8-318<br/>Dodge; Ramcharger; 1977; V8-360<br/>Ply; Trailduster; 1977-1974; V8-318<br/>Ply; Trailduster; 1977-1974; V8-360</p>   | <p><b>70973</b></p> <p>Intnatl; Scout II; 1979-1972; V8-304<br/>Intnatl; Scout II; 1979-1972; V8-345</p>   | <p><b>71003</b></p> <p>Olds; Custom Cruiser; 1979-1978; V8-350<br/>Olds; Cutlass Cruiser; 1978; V6-231<br/>Olds; Cutlass Cruiser; 1978; V8-260<br/>Olds; Cutlass Cruiser; 1978; V8-305<br/>Olds; Cutlass Cruiser; 1978-1979; V8-350<br/>Olds; Delta 88; 1979-1978; V8-350<br/>Olds; Toronado; 1978; V8-403</p>   | <p><b>SYSTEM PUMP &amp; GEAR IDENT.</b></p> |
| <p><b>70940</b></p> <p>Dodge; B Van; 1978; L6-225<br/>Dodge; B Van; 1978; V8-440<br/>Dodge; CB Van; 1978; L6-225<br/>Dodge; MB Van; 1978; V8-440<br/>Ply; B Van; 1978; L6-225<br/>Ply; B Van; 1978; V8-440</p>   | <p><b>70979</b></p> <p>Dodge; D &amp; W Pickup; 1979-1978; L6-225<br/>Dodge; D &amp; W Pickup; 1973-1972; L6-225<br/>Dodge; D &amp; W Pickup; 1979-1978; L6-243 Dsl<br/>Dodge; D &amp; W Pickup; 1978-1972; V8-400<br/>Dodge; D &amp; W Pickup; 1978-1973; V8-440<br/>Dodge; Ramcharger; 1979-1978; L6-225<br/>Dodge; Ramcharger; 1976-1974; L6-225<br/>Dodge; Ramcharger; 1979-1978; V8-318<br/>Dodge; Ramcharger; 1976-1974; V8-318<br/>Dodge; Ramcharger; 1979-1978; V8-360<br/>Dodge; Ramcharger; 1976-1974; V8-360<br/>Dodge; Ramcharger; 1978-1976; V8-400<br/>Dodge; Ramcharger; 1974; V8-400<br/>Dodge; Ramcharger; 1978-1974; V8-440<br/>Ply; Trailduster; 1979-1974; L6-225<br/>Ply; Trailduster; 1979-1974; V8-318<br/>Ply; Trailduster; 1979-1974; V8-360<br/>Ply; Trailduster; 1978-1976; V8-400<br/>Ply; Trailduster; 1974; V8-400<br/>Ply; Trailduster; 1978-1974; V8-440</p> | <p><b>71007</b></p> <p>Ford; Fairmont; 1981-1978; L4-2.3<br/>Ford; Fairmont; 1981-1978; L6-3.3<br/>Ford; Fairmont; 1982-1978; V8-4.2<br/>Ford; Mustang; 1981; L4-2.3<br/>Ford; Mustang; 1981; L6-3.3<br/>Ford; Mustang; 1981; V8-4.2<br/>Merc; Capri; 1982; L4-2.3<br/>Merc; Cougar; 1982-1981; L4-2.3<br/>Merc; Cougar; 1981; L6-3.3<br/>Merc; Cougar; 1981; V8-4.2<br/>Merc; Zephyr; 1981-1978; L4-2.3<br/>Merc; Zephyr; 1981-1978; L6-3.3<br/>Merc; Zephyr; 1982-1978; V8-4.2</p>   | <p><b>SYSTEM &amp; COMPONENT IDENT.</b></p> |
| <p><b>70952</b></p> <p>Ford; F Pickup; 1971-1965; L6-240<br/>Ford; F Pickup; 1971-1965; L6-300<br/>Ford; F Pickup; 1972-1969; V8-302</p>   | <p><b>70986</b></p> <p>Ford; Bronco; 1972; L6-170<br/>Ford; Bronco; 1974-1973; L6-200<br/>Ford; Bronco; 1977-1972; V8-302</p>  | <p><b>71008</b></p> <p>Ford; Mustang II; 1978-1977; V6-171</p>   | <p><b>PASS. CARS</b></p>                    |
| <p><b>70956</b></p> <p>Ford; F Pickup; 1977-1973; V8-302<br/>Ford; F Pickup; 1967; V8-352<br/>Ford; F Pickup; 1976-1968; V8-360<br/>Ford; F Pickup; 1976-1968; V8-390</p>  | <p><b>70987</b></p> <p>Ford; F Pickup; 1975-1973; L6-240<br/>Ford; F Pickup; 1975-1973; L6-300<br/>Ford; F Pickup; 1975-1973; V8-302<br/>Ford; F Pickup; 1975-1973; V8-360<br/>Ford; F Pickup; 1975-1973; V8-390<br/>Ford; F Pickup; 1975-1973; V8-460</p>   | <p><b>71009</b></p> <p>Ford; Custom 500; 1979-1978; V8-302 (Canada)<br/>Ford; Custom 500; 1978; V8-400 (Canada)<br/>Ford; Ltd; 1978; V8-302<br/>Ford; Ltd; 1978; V8-351<br/>Ford; Ltd; 1978; V8-400<br/>Ford; Ltd II; 1978; V8-400<br/>Ford; Ranchero; 1978; V8-400<br/>Ford; Thunderbird; 1978; V8-400<br/>Merc; Cougar; 1979-1978; V8-302<br/>Merc; Cougar; 1978; V8-400<br/>Merc; Grand Marquis; 1978; V8-351<br/>Merc; Grand Marquis; 1978; V8-400<br/>Merc; Marquis; 1978; V8-351<br/>Merc; Marquis; 1978; V8-400</p>   | <p><b>LIGHT TRUCKS</b></p>                  |
| <p><b>70958</b></p> <p>Ford; F Pickup; 1972-1970; L6-240<br/>Ford; F Pickup; 1972-1970; L6-300<br/>Ford; F Pickup; 1967; V8-352<br/>Ford; F Pickup; 1972-1968; V8-360<br/>Ford; F Pickup; 1972-1968; V8-390</p>  | <p><b>70991</b></p> <p>Ford; F Pickup; 1975-1973; L6-240<br/>Ford; F Pickup; 1975-1973; L6-300<br/>Ford; F Pickup; 1975-1973; V8-302<br/>Ford; F Pickup; 1975-1973; V8-360<br/>Ford; F Pickup; 1975-1973; V8-390<br/>Ford; F Pickup; 1975-1973; V8-460</p>   | <p><b>71010</b></p> <p>Ford; Custom 500; 1978-1976; V8-302 (Canada)<br/>Ford; Custom 500; 1978-1976; V8-351 (Canada)<br/>Ford; Custom 500; 1978; V8-400 (Canada)<br/>Ford; Custom 500; 1976; V8-460<br/>Ford; Custom 500; 1978; V8-460 (Canada)<br/>Ford; Ltd; 1978-1976; V8-302<br/>Ford; Ltd; 1978-1976; V8-400<br/>Ford; Ltd; 1978-1976; V8-460<br/>Merc; Grand Marquis; 1978; V8-351<br/>Merc; Grand Marquis; 1978-1976; V8-400<br/>Merc; Grand Marquis; 1978-1976; V8-460<br/>Merc; Marquis; 1978; V8-351<br/>Merc; Marquis; 1978-1976; V8-400<br/>Merc; Marquis; 1978-1976; V8-460</p> | <p><b>MEDIUM/HEAVY TRUCKS</b></p>           |
| <p><b>70960</b></p> <p>Ford; F Pickup; 1977-1976; L6-240<br/>Ford; F Pickup; 1976-1977; V8-390<br/>Ford; F Pickup; 1977-1976; V8-460</p>   | <p><b>70992</b></p> <p>Jeep; Cherokee; 1979-1975; L6-258<br/>Jeep; Cherokee; 1979-1974; V8-360<br/>Jeep; Cherokee; 1978-1974; V8-401<br/>Jeep; J Pickup; 1979-1975; L6-258<br/>Jeep; J Pickup; 1972; V8-304<br/>Jeep; J Pickup; 1979-1972; V8-360<br/>Jeep; J Pickup; 1978-1974; V8-401<br/>Jeep; Wagoneer; 1979-1972; V8-360<br/>Jeep; Wagoneer; 1978-1974; V8-401</p>  | <p><b>71011</b></p> <p>Ford; Fairmont; 1978; L4-140<br/>Ford; Fairmont; 1978; L6-200<br/>Merc; Zephyr; 1978; L4-140<br/>Merc; Zephyr; 1978; L6-200</p>   | <p><b>BUSES</b></p>                         |
| <p><b>70962</b></p> <p>Ford; F Pickup; 1976-1973; V8-302<br/>Ford; F Pickup; 1969; V8-302<br/>Ford; F Pickup; 1976-1973; V8-360<br/>Ford; F Pickup; 1976-1973; V8-390</p>  | <p><b>70996</b></p> <p>Ford; F Pickup; 1975-1973; L6-240<br/>Ford; F Pickup; 1975-1973; L6-300<br/>Ford; F Pickup; 1977; V8-302<br/>Ford; F Pickup; 1975-1973; V8-302<br/>Ford; F Pickup; 1977; V8-351<br/>Ford; F Pickup; 1975-1973; V8-360<br/>Ford; F Pickup; 1975-1973; V8-390<br/>Ford; F Pickup; 1977; V8-400<br/>Ford; F Pickup; 1977; V8-460<br/>Ford; F Pickup; 1975-1973; V8-460</p>   | <p><b>71012</b></p> <p>Ford; Granada; 1978; L6-250<br/>Merc; Monarch; 1978; L6-250</p>   | <p><b>HOSE NUMERICAL</b></p>                |
| <p><b>70963</b></p> <p>Ford; F Pickup; 1967; V8-352<br/>Ford; F Pickup; 1969-1968; V8-360</p>  | <p><b>70997</b></p> <p>Ford; F Pickup; 1975-1973; L6-240<br/>Ford; F Pickup; 1975-1973; L6-300<br/>Ford; F Pickup; 1977; V8-302<br/>Ford; F Pickup; 1975-1973; V8-302<br/>Ford; F Pickup; 1977; V8-351<br/>Ford; F Pickup; 1975-1973; V8-360<br/>Ford; F Pickup; 1975-1973; V8-390<br/>Ford; F Pickup; 1977; V8-400<br/>Ford; F Pickup; 1977; V8-460<br/>Ford; F Pickup; 1975-1973; V8-460</p>   | <p><b>71013</b></p> <p>Ford; Granada; 1978; L6-250<br/>Merc; Monarch; 1978; L6-250</p>   | <p><b>REPAIR KITS</b></p>                   |
| <p><b>70964</b></p> <p>Ford; E Van; 1971; L6-170<br/>Ford; E Van; 1974-1971; L6-240<br/>Ford; E Van; 1974-1972; L6-300<br/>Ford; E Van; 1974-1971; V8-302</p>  | <p><b>70998</b></p> <p>Ford; F Pickup; 1975-1973; L6-240<br/>Ford; F Pickup; 1975-1973; L6-300<br/>Ford; F Pickup; 1977; V8-302<br/>Ford; F Pickup; 1975-1973; V8-302<br/>Ford; F Pickup; 1977; V8-351<br/>Ford; F Pickup; 1975-1973; V8-360<br/>Ford; F Pickup; 1975-1973; V8-390<br/>Ford; F Pickup; 1977; V8-400<br/>Ford; F Pickup; 1977; V8-460<br/>Ford; F Pickup; 1975-1973; V8-460</p>   | <p><b>71014</b></p> <p>Ford; Granada; 1979-1978; V8-302<br/>Merc; Monarch; 1979-1978; V8-302</p>   | <p><b>KIT NUMERICAL</b></p>                 |
| <p><b>70965</b></p> <p>Ford; E Van; 1971; L6-170<br/>Ford; E Van; 1974-1971; L6-240<br/>Ford; E Van; 1974-1972; L6-300<br/>Ford; E Van; 1974-1971; V8-302</p>  | <p><b>70999</b></p> <p>Ford; F Pickup; 1975-1973; L6-240<br/>Ford; F Pickup; 1975-1973; L6-300<br/>Ford; F Pickup; 1975-1973; V8-302<br/>Ford; F Pickup; 1975-1973; V8-360<br/>Ford; F Pickup; 1975-1973; V8-390<br/>Ford; F Pickup; 1977; V8-400<br/>Ford; F Pickup; 1977; V8-460<br/>Ford; F Pickup; 1975-1973; V8-460</p>   | <p><b>71015</b></p> <p>Ford; Granada; 1978; V8-302<br/>Linc; Versailles; 1980; V8-5.0</p>  | <p><b>ILLUSTRATIONS</b></p>                 |
| <p><b>70970</b></p> <p>Intnatl; 200; 1975-1974; V8-304</p>   | <p><b>70999</b></p> <p>Ford; F Pickup; 1975-1973; L6-240<br/>Ford; F Pickup; 1975-1973; L6-300<br/>Ford; F Pickup; 1975-1973; V8-302<br/>Ford; F Pickup; 1975-1973; V8-360<br/>Ford; F Pickup; 1975-1973; V8-390<br/>Ford; F Pickup; 1977; V8-400<br/>Ford; F Pickup; 1977; V8-460<br/>Ford; F Pickup; 1975-1973; V8-460</p>   | <p><b>71015</b></p> <p>Ford; Granada; 1978; V8-302<br/>Linc; Versailles; 1980; V8-5.0</p>  | <p><b>ILLUSTRATIONS</b></p>                 |
| <p><b>70971</b></p> <p>Intnatl; D Pickup; 1970-1969; V8-266<br/>Intnatl; 100; 1974; V8-304<br/>Intnatl; 100; 1974; V8-345<br/>Intnatl; 100; 1974-1971; V8-392<br/>Intnatl; 150; 1975; V8-304<br/>Intnatl; 150; 1975; V8-345<br/>Intnatl; 150; 1975; V8-392<br/>Intnatl; 1010; 1973-1971; V8-345<br/>Intnatl; 1010; 1973-1972; V8-392</p> | <p><b>70999</b></p> <p>Ford; F Pickup; 1975-1973; L6-240<br/>Ford; F Pickup; 1975-1973; L6-300<br/>Ford; F Pickup; 1975-1973; V8-302<br/>Ford; F Pickup; 1975-1973; V8-360<br/>Ford; F Pickup; 1975-1973; V8-390<br/>Ford; F Pickup; 1977; V8-400<br/>Ford; F Pickup; 1977; V8-460<br/>Ford; F Pickup; 1975-1973; V8-460</p>   | <p><b>71015</b></p> <p>Ford; Granada; 1978; V8-302<br/>Linc; Versailles; 1980; V8-5.0</p>  | <p><b>ILLUSTRATIONS</b></p>                 |



# Numerical Listing - Power Steering Hose Assemblies and End Fittings

|                                      | <b>71015 - Continued</b>  | <b>71036</b>   | <b>71044 - Continued</b>   |
|--------------------------------------|---|--|--|
| <b>SYSTEM PUMP &amp; GEAR IDENT.</b> | Merc; Monarch; 1978; V8-302<br><br><b>71016</b><br>Ford; Granada; 1978; L6-250<br>Linc; Versailles; 1979-1978; V8-302<br>Merc; Monarch; 1978; L6-250  | Dodge; B Van; 1978-1977; V8-318<br>Dodge; B Van; 1977; V8-400<br>Dodge; B Van; 1977; V8-440<br>Dodge; CB Van; 1977; V8-400<br>Dodge; CB Van; 1977; V8-440<br>Dodge; MB Van; 1977; V8-400<br>Dodge; MB Van; 1977; V8-440<br>Ply; B Van; 1978-1977; V8-318<br>Ply; B Van; 1977-1976; V8-400  | Ford; Ltd; 1986-1983; V8-5.8<br>Ford; Ltd; 1981-1980; V8-5.8<br>Ford; Ltd; 1982; V8-5.8 (Canada)<br>Ford; Ltd; 1979; V8-351<br>Ford; Ltd Crown Victoria; 1989-1987; V8-5.0<br>Ford; Ltd Crown Victoria; 1989-1987; V8-5.8<br>Linc; Continental; 1982-1983; V6-3.8<br>Linc; Continental; 1980; V8-5.0<br>Linc; Continental; 1980; V8-5.8<br>Linc; Mark VI; 1983-1980; V8-5.0<br>Linc; Mark VI; 1980; V8-5.8<br>Linc; Town Car; 1989-1981; V8-5.0<br>Merc; Colony Park; 1989-1987; V8-5.0<br>Merc; Grand Marquis; 1982-1981; V8-4.2<br>Merc; Grand Marquis; 1979; V8-302<br>Merc; Grand Marquis; 1989-1980; V8-5.0<br>Merc; Grand Marquis; 1989-1982; V8-5.8 (Canada)<br>Merc; Grand Marquis; 1979; V8-351<br>Merc; Marquis; 1982-1981; V8-4.2<br>Merc; Marquis; 1979; V8-302<br>Merc; Marquis; 1982-1980; V8-5.0<br>Merc; Marquis; 1982; V8-5.8 (Canada)<br>Merc; Marquis; 1979; V8-351 |
| <b>SYSTEM &amp; COMPONENT IDENT.</b> | <b>71018</b><br>Ford; Fairmont; 1978; L6-200<br>Ford; Fairmont; 1978; V8-302<br>Merc; Zephyr; 1978; L6-200<br>Merc; Zephyr; 1978; V8-302  | <b>71037</b><br>Ford; Bronco; 1979-1978; V8-351  |  |
| <b>PASS. CARS</b>                    | <b>71020</b><br>Ford; Mustang; 1979; L4-140<br>Ford; Mustang; 1979; L6-200<br>Ford; Mustang; 1979; V6-171<br>Ford; Mustang; 1979-1977; V8-302<br>Ford; Pinto; 1980-1978; L4-2.3<br>Merc; Bobcat; 1980-1977; L4-2.3<br>Merc; Capri; 1979; L4-140<br>Merc; Capri; 1979; L6-200<br>Merc; Capri; 1979; V6-171<br>Merc; Capri; 1979; V8-302  | <b>71038</b><br>Ford; F Pickup; 1979-1978; L6-300  |  |
| <b>LIGHT TRUCKS</b>                  | <b>71023</b><br>Ford; Custom 500; 1978; V8-302 (Canada)<br>Ford; Custom 500; 1978; V8-351 (Canada)<br>Ford; Custom 500; 1978; V8-400 (Canada)<br>Ford; Custom 500; 1978; V8-460 (Canada)<br>Ford; Ltd; 1978-1977; V8-302<br>Linc; Continental; 1979-1977; V8-400<br>Linc; Mark V; 1979-1977; V8-400<br>Merc; Grand Marquis; 1978; V8-351<br>Merc; Grand Marquis; 1978; V8-400<br>Merc; Marquis; 1978-1977; V8-400 | <b>71039</b><br>Ford; F Pickup; 1979-1978; L6-300  |  |
| <b>MEDIUM/HEAVY TRUCKS</b>           |   | <b>71042</b><br>Buick; Century; 1981-1980; V6-3.8<br>Cad; Deville; 1980; V6-4.1<br>Cad; Fleetwood; 1980; V6-4.1<br>Chev; El Camino; 1980; V6-3.8<br>Chev; Malibu; 1980-1979; V6-3.8<br>GMC; Caballero; 1980; V6-3.8<br>Pont; Grand Lemans; 1981-1979; V6-3.8<br>Pont; Lemans; 1981-1979; V6-3.8  |  |
| <b>BUSES</b>                         | <b>71026</b><br>AmerMtrs; Concord; 1979-1978; L4-121<br>AmerMtrs; Gremlin; 1978; L4-121<br>AmerMtrs; Gremlin; 1978; L6-232<br>AmerMtrs; Gremlin; 1978-1979; L6-258  | <b>71043</b><br>Buick; Century; 1980; V6-3.8<br>Buick; Century; 1980; V8-4.9<br>Buick; Lesabre; 1980; V8-4.9<br>Buick; Regal; 1980; V6-3.8<br>Buick; Regal; 1980; V8-4.9<br>Cad; Seville; 1982; V6-4.1<br>Chev; El Camino; 1979; V6-200<br>Chev; El Camino; 1984-1980; V6-3.8<br>Chev; El Camino; 1987-1985; V6-4.3<br>Chev; Malibu; 1979; V6-200<br>Chev; Malibu; 1983-1979; V6-3.8<br>Chev; Monte Carlo; 1984-1980; V6-3.8<br>Chev; Monte Carlo; 1988-1985; V6-4.3<br>GMC; Caballero; 1979; V6-200<br>GMC; Caballero; 1984-1980; V6-3.8<br>GMC; Caballero; 1987-1985; V6-4.3<br>Olds; Cutlass; 1980; V6-3.8<br>Olds; Cutlass; 1980; V8-4.3<br>Olds; Cutlass; 1980; V8-5.7<br>Olds; Cutlass Cruiser; 1980; V6-3.8<br>Olds; Cutlass Cruiser; 1980; V8-4.3<br>Olds; Delta 88; 1980-1981; V8-4.3<br>Pont; Bonneville; 1986; V6-4.3<br>Pont; Bonneville; 1981-1980; V8-4.3<br>Pont; Bonneville; 1980-1981; V8-4.9<br>Pont; Firebird; 1981-1980; V8-4.3<br>Pont; Grand Am; 1980; V8-4.9<br>Pont; Grand Lemans; 1980; V6-3.8<br>Pont; Grand Lemans; 1980; V8-4.9<br>Pont; Grand Lemans; 1982; V8-5.0 (Canada)<br>Pont; Grand Prix; 1980; V6-3.8<br>Pont; Grand Prix; 1987-1986; V6-4.3<br>Pont; Grand Prix; 1981-1980; V8-4.3<br>Pont; Grand Prix; 1980-1981; V8-4.9<br>Pont; Laurentian; 1981; V8-4.4 (Canada)<br>Pont; Laurentian; 1981; V8-5.0 (Canada)<br>Pont; Parisienne; 1986-1985; V6-4.3<br>Pont; Parisienne; 1981; V8-4.3 (Canada)<br>Pont; Parisienne; 1981; V8-4.4 (Canada)<br>Pont; Parisienne; 1981; V8-5.0 (Canada)<br>Pont; Parisienne; 1981; V8-5.7 Dsl (Canada) | <b>71045</b><br>Ford; Granada; 1979; L6-250<br>Merc; Monarch; 1979; L6-250   |
| <b>HOSE NUMERICAL</b>                | <b>71029</b><br>Chev; G Van; 1979-1977; V8-305<br>Chev; G Van; 1979-1976; V8-350<br>Chev; G Van; 1979-1976; V8-400<br>GMC; G Van; 1979-1977; V8-305<br>GMC; G Van; 1979-1976; V8-350<br>GMC; G Van; 1979-1976; V8-400   |  | <b>71046</b><br>Dodge; D & W Pickup; 1979-1978; L6-225<br>Dodge; M Motor Home; 1976-1975; V8-318<br>Dodge; M Motor Home; 1973; V8-318<br>Dodge; M Motor Home; 1979-1975; V8-360<br>Dodge; M Motor Home; 1973; V8-360<br>Dodge; M Motor Home; 1973; V8-413<br>Dodge; M Motor Home; 1979-1975; V8-440<br>Dodge; M Motor Home; 1973; V8-440<br>Dodge; Ramcharger; 1979-1978; L6-225<br>Ply; Trailduster; 1979-1978; L6-225  |
| <b>REPAIR KITS</b>                   | <b>71032</b><br>Chev; C&K Pickup; 1979-1977; V8-454<br>Chev; Suburban; 1979-1977; V8-454<br>GMC; C&K Pickup; 1979-1977; V8-454<br>GMC; Suburban; 1979-1977; V8-454  |  | <b>71048</b><br>Dodge; D & W Pickup; 1979-1978; V8-318<br>Dodge; D & W Pickup; 1978; V8-400<br>Dodge; D & W Pickup; 1978; V8-440<br>Dodge; Ramcharger; 1978; V8-400<br>Dodge; Ramcharger; 1978; V8-440<br>Ply; Trailduster; 1979-1978; V8-318<br>Ply; Trailduster; 1978; V8-400<br>Ply; Trailduster; 1978; V8-440  |
| <b>KIT NUMERICAL</b>                 | <b>71034</b><br>Dodge; D & W Pickup; 1978-1972; V8-400<br>Dodge; D & W Pickup; 1978-1973; V8-440<br>Dodge; Ramcharger; 1978-1977; V8-400<br>Ply; Trailduster; 1978-1976; V8-400<br>Ply; Trailduster; 1974; V8-400<br>Ply; Trailduster; 1978-1974; V8-440  |  | <b>71053</b><br>Dodge; D & W Pickup; 1979-1978; V8-318<br>Ply; Trailduster; 1979-1978; V8-318  |
| <b>ILLUSTRATIONS</b>                 | <b>71035</b><br>Dodge; B Van; 1978; V8-318<br>Dodge; B Van; 1978; V8-360<br>Dodge; CB Van; 1978; V8-318<br>Dodge; CB Van; 1978; V8-360<br>Ply; B Van; 1978; V8-318<br>Ply; B Van; 1978; V8-360  | <b>71044</b><br>Ford; Country Squire; 1989-1987; V8-5.0<br>Ford; Ltd; 1982-1981; V8-4.2<br>Ford; Ltd; 1979; V8-302<br>Ford; Ltd; 1986-1980; V8-5.0   | <b>71054</b><br>Chry; Lebaron; 1979; L6-225<br>Chry; Newport; 1979; L6-225<br>Dodge; Diplomat; 1979; L6-225<br>Dodge; St. Regis; 1979; L6-225<br>Ply; Caravelle; 1979; L6-225 (Canada)   |
|                                      |   |  | <b>71055</b><br>Buick; Skylark; 1980; V6-2.8<br>Chev; Citation; 1980; V6-2.8<br>Olds; Omega; 1980; V6-2.8<br>Pont; Phoenix; 1980; V6-2.8   |
|                                      |   |  | <b>71056</b><br>Buick; Skylark; 1980; L4-2.5<br>Chev; Citation; 1980; L4-2.5<br>Chev; G Van; 1986-1983; V8-5.7<br>GMC; G Van; 1986-1983; V8-5.7<br>Olds; Omega; 1980; L4-2.5<br>Pont; Phoenix; 1980; L4-2.5  |

# Numerical Listing - Power Steering Hose Assemblies and End Fittings

|   |  |   |   |
|---|--|---|---|
| <p><b>71057</b></p> <p>Chev; BelAir; 1969; V8-327<br/>Chev; BelAir; 1969; V8-396<br/>Chev; Biscayne; 1969; V8-396<br/>Chev; Caprice; 1969; V8-396<br/>Chev; Impala; 1969-1970; V8-396</p>   | <p><b>71064</b></p> <p>Ford; Fairmont; 1979; L6-200<br/>Merc; Zephyr; 1979; L6-200</p>   | <p><b>71073</b></p> <p>Cad; Deville; 1984-1980; V8-4.1<br/>Cad; Fleetwood; 1984-1982; V8-4.1<br/>Cad; Fleetwood; 1984-1980; V8-6.0</p>  | <p><b>SYSTEM PUMP &amp; GEAR IDENT.</b></p> |
| <p><b>71058</b></p> <p>Buick; Skylark; 1971-1968; L6-250<br/>Buick; Skylark; 1966; V6-225<br/>Buick; Special; 1969-1968; L6-250<br/>Chev; Beaumont; 1968; L6-230 (Canada)<br/>Chev; BelAir; 1973-1971; L6-250<br/>Chev; Biscayne; 1973; L6-250 (Canada)<br/>Chev; Camaro; 1975-1968; L6-250<br/>Chev; Chevelle; 1973-1968; L6-250<br/>Chev; El Camino; 1975; L6-250<br/>Chev; El Camino; 1973-1967; L6-250<br/>Chev; Impala; 1973-1971; L6-250<br/>Chev; Malibu; 1975-1973; L6-250<br/>Dodge; M Motor Home; 1973-1970; V8-318<br/>Dodge; M Motor Home; 1973; V8-360<br/>Dodge; M Motor Home; 1973-1970; V8-413<br/>Dodge; M Motor Home; 1973; V8-440<br/>Dodge; RM Motor Home; 1973; V8-318<br/>Dodge; RM Motor Home; 1973; V8-360<br/>Dodge; RM Motor Home; 1973; V8-413<br/>Dodge; RM Motor Home; 1973; V8-440<br/>GMC; Sprint; 1975; L6-250<br/>GMC; Sprint; 1972-1971; L6-250<br/>Olds; Cutlass; 1971-1968; L6-250<br/>Olds; F85; 1971-1968; L6-250<br/>Pont; Firebird; 1974-1970; L6-250<br/>Pont; Lemans; 1970; L6-250<br/>Pont; Tempest; 1970; L6-250<br/>Pont; Ventura; 1972-1971; L6-250</p> | <p><b>71065</b></p> <p>Chev; Blazer; 1972-1969; L6-250<br/>Chev; Blazer; 1972-1969; V8-307<br/>Chev; Blazer; 1972-1969; V8-350<br/>Chev; C&amp;K Pickup; 1972-1968; L6-250<br/>Chev; C&amp;K Pickup; 1972-1968; L6-292<br/>Chev; C&amp;K Pickup; 1972-1968; V8-307<br/>Chev; C&amp;K Pickup; 1968; V8-327<br/>Chev; C&amp;K Pickup; 1972-1968; V8-350<br/>Chev; C&amp;K Pickup; 1970; V8-400<br/>Chev; C&amp;K Pickup; 1972-1968; V8-402<br/>Chev; Suburban; 1972-1968; L6-292<br/>Chev; Suburban; 1972-1968; V8-307<br/>Chev; Suburban; 1968; V8-327<br/>Chev; Suburban; 1972-1968; V8-350<br/>Chev; Suburban; 1970; V8-400<br/>Chev; Suburban; 1972-1971; V8-402<br/>GMC; C&amp;K Pickup; 1972-1968; L6-250<br/>GMC; C&amp;K Pickup; 1972-1968; L6-292<br/>GMC; C&amp;K Pickup; 1972-1968; V8-307<br/>GMC; C&amp;K Pickup; 1968; V8-327<br/>GMC; C&amp;K Pickup; 1972-1968; V8-350<br/>GMC; C&amp;K Pickup; 1972-1970; V8-402<br/>GMC; Jimmy; 1972-1970; L6-250<br/>GMC; Jimmy; 1972-1970; V8-307<br/>GMC; Jimmy; 1972-1970; V8-350<br/>GMC; Suburban; 1972-1968; L6-250<br/>GMC; Suburban; 1972-1968; L6-292<br/>GMC; Suburban; 1972-1968; V8-307<br/>GMC; Suburban; 1968; V8-327<br/>GMC; Suburban; 1972-1968; V8-350<br/>GMC; Suburban; 1972-1971; V8-402</p> | <p><b>71074</b></p> <p>Buick; Century; 1981; V8-4.4 (Canada)<br/>Buick; Electra; 1981; V8-5.7 (Canada)<br/>Buick; Regal; 1987-1986; V8-5.0<br/>Buick; Regal; 1980; V8-5.0<br/>Buick; Regal; 1985-1982; V8-5.0 (Canada)<br/>Chev; BelAir; 1981-1980; V8-4.4 (Canada)<br/>Chev; Camaro; 1984-1982; V6-2.8<br/>Chev; Caprice; 1982-1980; V8-4.4<br/>Chev; Caprice; 1988-1980; V8-5.0<br/>Chev; Caprice; 1988-1986; V8-5.7<br/>Chev; Caprice; 1982; V8-5.7<br/>Chev; Caprice; 1980; V8-5.7<br/>Chev; El Camino; 1982-1980; V8-4.4<br/>Chev; El Camino; 1987-1980; V8-5.0<br/>Chev; Impala; 1982-1980; V8-4.4<br/>Chev; Impala; 1985-1980; V8-5.0<br/>Chev; Impala; 1985-1980; V8-5.7<br/>Chev; Malibu; 1982-1980; V8-4.4<br/>Chev; Malibu; 1983-1980; V8-5.0<br/>Chev; Monte Carlo; 1982-1980; V8-4.4<br/>Chev; Monte Carlo; 1988-1980; V8-5.0<br/>GMC; Caballero; 1982-1980; V8-4.4<br/>GMC; Caballero; 1987-1980; V8-5.0<br/>Olds; Cutlass; 1982-1981; V8-4.4 (Canada)<br/>Olds; Cutlass; 1987-1982; V8-5.0<br/>Olds; Cutlass; 1980-1981; V8-5.0<br/>Olds; Cutlass Cruiser; 1981-1980; V8-5.0<br/>Olds; Delta 88; 1982-1981; V8-4.4 (Canada)<br/>Pont; Bonneville; 1986-1983; V8-5.0<br/>Pont; Catalina; 1980; V8-4.4 (Canada)<br/>Pont; Catalina; 1980; V8-5.0 (Canada)<br/>Pont; Firebird; 1984-1982; V6-2.8<br/>Pont; Grand Am; 1980; V8-5.0<br/>Pont; Grand Lemans; 1982-1980; V8-4.4 (Canada)<br/>Pont; Grand Lemans; 1983; V8-5.0 (Canada)<br/>Pont; Grand Lemans; 1981; V8-5.0 (Canada)<br/>Pont; Grand Prix; 1987-1983; V8-5.0<br/>Pont; Grand Prix; 1980; V8-5.0<br/>Pont; Laurentian; 1980; V8-4.4 (Canada)<br/>Pont; Laurentian; 1980; V8-5.0 (Canada)<br/>Pont; Lemans; 1980-1982; V8-5.0<br/>Pont; Parisienne; 1980; V8-4.4 (Canada)<br/>Pont; Parisienne; 1986-1982; V8-5.0<br/>Pont; Parisienne; 1980; V8-5.0 (Canada)</p> | <p><b>SYSTEM &amp; COMPONENT IDENT.</b></p> |
| <p><b>71059</b></p> <p>Ford; Custom 500; 1979; V8-302 (Canada)<br/>Ford; Custom 500; 1979; V8-351 (Canada)<br/>Ford; Ltd II; 1979-1978; V8-302<br/>Ford; Ltd II; 1978; V8-400<br/>Ford; Ranchero; 1978; V8-400<br/>Ford; Thunderbird; 1978; V8-400<br/>Merc; Cougar; 1979-1978; V8-302<br/>Merc; Cougar; 1978; V8-400</p>   | <p><b>71068</b></p> <p>Buick; Electra; 1985-1980; V8-5.7 Dsl<br/>Buick; Lesabre; 1985-1980; V8-5.7 Dsl<br/>Cad; Deville; 1984-1980; V8-5.7 Dsl<br/>Cad; Fleetwood; 1985-1980; V8-5.7 Dsl<br/>Chev; BelAir; 1981-1980; V8-5.7 Dsl (Canada)<br/>Chev; Caprice; 1985-1980; V8-5.7 Dsl<br/>Chev; Impala; 1985-1980; V8-5.7 Dsl<br/>Olds; Custom Cruiser; 1985-1980; V8-5.7 Dsl<br/>Olds; Delta 88; 1985-1980; V8-5.7 Dsl<br/>Olds; Ninety Eight; 1984-1980; V8-5.7 Dsl<br/>Pont; Bonneville; 1981-1980; V8-5.7 Dsl</p>   | <p><b>71075</b></p> <p>Cad; Eldorado; 1980; V8-6.0<br/>Cad; Seville; 1980; V8-6.0</p>   | <p><b>PASS. CARS</b></p>                    |
| <p><b>71061</b></p> <p>Ford; Fairmont; 1981; L4-2.3<br/>Ford; Fairmont; 1981; L6-3.3<br/>Ford; Fairmont; 1981; V8-4.2<br/>Ford; Granada; 1981; L4-2.3<br/>Ford; Granada; 1981; L6-3.3<br/>Ford; Granada; 1981; V8-4.2<br/>Ford; Mustang; 1981-1979; L4-2.3<br/>Ford; Mustang; 1981-1979; L6-3.3<br/>Ford; Mustang; 1979; V6-171<br/>Ford; Mustang; 1981-1979; V8-4.2<br/>Merc; Capri; 1981-1979; L4-2.3<br/>Merc; Capri; 1981-1979; L6-3.3<br/>Merc; Capri; 1979; V6-171<br/>Merc; Cougar; 1982-1981; L4-2.3<br/>Merc; Cougar; 1981; L6-3.3<br/>Merc; Cougar; 1981; V8-4.2<br/>Merc; Zephyr; 1981; L4-2.3<br/>Merc; Zephyr; 1981; L6-3.3<br/>Merc; Zephyr; 1981; V8-4.2</p>   | <p><b>71069</b></p> <p>Chev; Monza; 1980; L4-2.5<br/>Olds; Starfire; 1980; L4-2.5<br/>Pont; Sunbird; 1980; L4-2.5</p> <p><b>71070</b></p> <p>Cad; Deville; 1984-1980; V8-5.7 Dsl<br/>Cad; Fleetwood; 1985-1980; V8-5.7 Dsl</p>   | <p><b>71078</b></p> <p>Buick; Skyhawk; 1980; V6-3.8<br/>Chev; Monza; 1980; V6-3.8<br/>Chev; P Van; 1989-1983; L6-4.8<br/>GMC; P Van; 1989-1983; L6-4.8<br/>Olds; Starfire; 1980; V6-3.8<br/>Pont; Sunbird; 1980; V6-3.8</p>   | <p><b>LIGHT TRUCKS</b></p>                  |
| <p><b>71062</b></p> <p>Ford; Granada; 1979; V8-302<br/>Merc; Monarch; 1979; V8-302</p>  | <p><b>71071</b></p> <p>Chev; Camaro; 1981-1980; V6-3.8</p>   | <p><b>71079</b></p> <p>Ford; Bronco; 1983-1980; L6-4.9<br/>Ford; Bronco; 1983-1980; V8-5.0<br/>Ford; Bronco; 1983-1980; V8-5.8<br/>Ford; Bronco Full Size; 1986-1984; L6-4.9<br/>Ford; Bronco Full Size; 1986-1984; V8-5.0<br/>Ford; Bronco Full Size; 1989-1984; V8-5.8<br/>Ford; F Pickup; 1986-1980; L6-4.9<br/>Ford; F Pickup; 1983-1982; V6-3.8<br/>Ford; F Pickup; 1982-1981; V8-4.2<br/>Ford; F Pickup; 1979; V8-302<br/>Ford; F Pickup; 1986-1980; V8-5.0<br/>Ford; F Pickup; 1989-1979; V8-5.8<br/>Ford; F Pickup; 1982-1979; V8-6.6<br/>Ford; F Pickup; 1983; V8-7.5<br/>Ford; F Pickup; 1979; V8-460</p>   | <p><b>MEDIUM/HEAVY TRUCKS</b></p>           |
| <p><b>71063</b></p> <p>Ford; Fairmont; 1979; L4-140<br/>Ford; Fairmont; 1979; L6-200<br/>Ford; Fairmont; 1979; V8-302<br/>Merc; Zephyr; 1979; L4-140<br/>Merc; Zephyr; 1979; L6-200<br/>Merc; Zephyr; 1979; V8-302</p>  | <p><b>71072</b></p> <p>Buick; Electra; 1981-1980; V6-4.1<br/>Chev; Camaro; 1981-1979; V6-3.8<br/>Chev; Impala; 1981-1979; V6-3.8<br/>Chev; Monte Carlo; 1981-1980; V6-3.8<br/>GMC; Caballero; 1981-1979; V6-3.8<br/>Olds; Cutlass; 1981-1979; V6-3.8<br/>Olds; Cutlass Cruiser; 1981-1979; V6-3.8<br/>Olds; Delta 88; 1981; V6-3.8<br/>Pont; Bonneville; 1981-1980; V6-3.8<br/>Pont; Grand Lemans; 1980; V6-3.8<br/>Pont; Lemans; 1980; V6-3.8<br/>Pont; Parisienne; 1980; V6-3.8 (Canada)</p>   | <p><b>71079</b></p> <p>Ford; Bronco; 1983-1980; L6-4.9<br/>Ford; Bronco; 1983-1980; V8-5.0<br/>Ford; Bronco; 1983-1980; V8-5.8<br/>Ford; Bronco Full Size; 1986-1984; L6-4.9<br/>Ford; Bronco Full Size; 1986-1984; V8-5.0<br/>Ford; Bronco Full Size; 1989-1984; V8-5.8<br/>Ford; F Pickup; 1986-1980; L6-4.9<br/>Ford; F Pickup; 1983-1982; V6-3.8<br/>Ford; F Pickup; 1982-1981; V8-4.2<br/>Ford; F Pickup; 1979; V8-302<br/>Ford; F Pickup; 1986-1980; V8-5.0<br/>Ford; F Pickup; 1989-1979; V8-5.8<br/>Ford; F Pickup; 1982-1979; V8-6.6<br/>Ford; F Pickup; 1983; V8-7.5<br/>Ford; F Pickup; 1979; V8-460</p>   | <p><b>BUSES</b></p>                         |
|   |  |   | <p><b>HOSE NUMERICAL</b></p>                |
|   |  |   | <p><b>REPAIR KITS</b></p>                   |
|   |  |   | <p><b>KIT NUMERICAL</b></p>                 |
|   |  |   | <p><b>ILLUSTRATIONS</b></p>                 |

# Numerical Listing - Power Steering Hose Assemblies and End Fittings

| <b>SYSTEM PUMP &amp; GEAR IDENT.</b> | <p style="text-align: center;"><b>71081</b></p> <p>Ford; Granada; 1980; V8-4.2<br/>Ford; Granada; 1980; V8-5.0<br/>Merc; Monarch; 1980; V8-4.2<br/>Merc; Monarch; 1980; V8-5.0</p>  | <p style="text-align: center;"><b>71091</b></p> <p>Chev; G Van; 1982-1980; L6-4.1<br/>Chev; G Van; 1982-1980; V8-5.0<br/>Chev; G Van; 1982-1980; V8-5.7<br/>Chev; G Van; 1980; V8-6.6<br/>GMC; G Van; 1982-1980; L6-4.1<br/>GMC; G Van; 1982-1980; V8-5.0<br/>GMC; G Van; 1982-1980; V8-5.7<br/>GMC; G Van; 1980; V8-6.6</p>  | <p style="text-align: center;"><b>71096 - Continued</b></p> <p>Chev; P Van; 1995-1980; V8-7.4<br/>GMC; P Van; 1982-1980; V8-5.7<br/>GMC; P Van; 1995-1980; V8-7.4</p>   |
|--------------------------------------|---|---|---|
| <b>SYSTEM &amp; COMPONENT IDENT.</b> | <p style="text-align: center;"><b>71084</b></p> <p>Chev; Malibu; 1982; V8-5.7 Dsl<br/>Chev; Monte Carlo; 1982; V8-5.7 Dsl<br/>Olds; Cutlass; 1982-1980; V8-5.7 Dsl<br/>Pont; Grand Prix; 1981; V8-5.7 Dsl</p>   | <p style="text-align: center;"><b>71092</b></p> <p>Chev; Blazer; 1982-1980; L6-4.1<br/>Chev; C&amp;K Pickup; 1984-1980; L6-4.1<br/>GMC; C&amp;K Pickup; 1984-1980; L6-4.1<br/>GMC; Jimmy; 1982-1980; L6-4.1</p>   | <p style="text-align: center;"><b>71097</b></p> <p>Chev; G Van; 1979-1978; L6-250<br/>Chev; G Van; 1978; L6-292<br/>Chev; G Van; 1982-1978; V8-5.0<br/>Chev; G Van; 1982-1978; V8-5.7<br/>Chev; G Van; 1980-1978; V8-6.6<br/>GMC; G Van; 1979-1978; L6-250<br/>GMC; G Van; 1978; L6-292<br/>GMC; G Van; 1982-1978; V8-5.0<br/>GMC; G Van; 1982-1978; V8-5.7<br/>GMC; G Van; 1980-1978; V8-6.6</p>   |
| <b>PASS. CARS</b>                    | <p style="text-align: center;"><b>71085</b></p> <p>Buick; Riviera; 1981; V6-3.8<br/>Buick; Riviera; 1985-1980; V8-5.0<br/>Buick; Riviera; 1985-1981; V8-5.7 Dsl<br/>Cad; Eldorado; 1985-1980; V8-5.7 Dsl<br/>Cad; Seville; 1985-1980; V8-5.7 Dsl<br/>Olds; Toronado; 1985-1980; V8-5.7 Dsl</p>  | <p style="text-align: center;"><b>71093</b></p> <p>Chev; Blazer; 1982-1980; L6-4.1<br/>Chev; Blazer; 1982-1980; V8-5.7<br/>Chev; Blazer; 1982; V8-6.2 Dsl<br/>Chev; Blazer Full Size; 1991-1983; V8-5.7<br/>Chev; Blazer Full Size; 1989-1980; V8-6.2 Dsl<br/>Chev; C&amp;K Pickup; 1986-1980; L6-4.8<br/>Chev; C&amp;K Pickup; 1986-1980; V8-5.7<br/>Chev; C&amp;K Pickup; 1986-1982; V8-6.2 Dsl<br/>Chev; C&amp;K Pickup; 1986-1980; V8-7.4<br/>Chev; R&amp;V Pickup; 1988-1987; L6-4.8<br/>Chev; R&amp;V Pickup; 1991-1987; V8-5.7<br/>Chev; R&amp;V Pickup; 1991-1987; V8-6.2 Dsl<br/>Chev; R&amp;V Pickup; 1991-1987; V8-7.4<br/>Chev; Suburban; 1987-1981; V8-5.0<br/>Chev; Suburban; 1991-1980; V8-5.7<br/>Chev; Suburban; 1989-1982; V8-6.2 Dsl<br/>Chev; Suburban; 1980; V8-6.6<br/>GMC; C&amp;K Pickup; 1984-1980; L6-4.1<br/>GMC; C&amp;K Pickup; 1986-1980; L6-4.8<br/>GMC; C&amp;K Pickup; 1986-1980; V8-5.7<br/>GMC; C&amp;K Pickup; 1986-1982; V8-6.2 Dsl<br/>GMC; C&amp;K Pickup; 1986-1980; V8-7.4<br/>GMC; Jimmy; 1982-1980; L6-4.1<br/>GMC; Jimmy; 1982-1980; V8-5.7<br/>GMC; Jimmy; 1982; V8-6.2 Dsl<br/>GMC; Jimmy Full Size; 1987-1983; V8-5.7<br/>GMC; Jimmy Full Size; 1989-1983; V8-6.2 Dsl<br/>GMC; R&amp;V Pickup; 1988-1987; L6-4.8<br/>GMC; R&amp;V Pickup; 1991-1987; V8-5.7<br/>GMC; R&amp;V Pickup; 1991-1987; V8-6.2 Dsl<br/>GMC; R&amp;V Pickup; 1991-1987; V8-7.4<br/>GMC; Suburban; 1987-1981; V8-5.0<br/>GMC; Suburban; 1991-1980; V8-5.7<br/>GMC; Suburban; 1989-1982; V8-6.2 Dsl<br/>GMC; Suburban; 1980; V8-6.6</p> | <p style="text-align: center;"><b>71098</b></p> <p>Chev; G Van; 1982-1980; L6-4.1<br/>GMC; G Van; 1982-1980; L6-4.1</p>   |
| <b>LIGHT TRUCKS</b>                  | <p style="text-align: center;"><b>71086</b></p> <p>Buick; Regal; 1987-1980; V8-5.0<br/>Buick; Riviera; 1980; V8-5.7<br/>Cad; Eldorado; 1985-1982; V8-4.1<br/>Cad; Eldorado; 1980; V8-5.7<br/>Cad; Seville; 1985-1982; V8-4.1<br/>Cad; Seville; 1980; V8-5.7<br/>Olds; Cutlass; 1982-1981; V8-4.3<br/>Olds; Cutlass; 1987-1981; V8-5.0<br/>Olds; Cutlass Supreme; 1988; V8-5.0<br/>Olds; Toronado; 1985-1980; V8-5.0<br/>Olds; Toronado; 1980; V8-5.7</p>  | <p style="text-align: center;"><b>71094</b></p> <p>Chev; C&amp;K Pickup; 1984-1982; L6-4.1<br/>Chev; C&amp;K Pickup; 1986-1980; L6-4.8<br/>Chev; C&amp;K Pickup; 1988; V8-5.0<br/>Chev; C&amp;K Pickup; 1988; V8-5.7<br/>Chev; C&amp;K Pickup; 1995-1988; V8-7.4<br/>Chev; Camaro; 1992-1988; V8-5.0<br/>Chev; Camaro; 1992-1988; V8-5.7<br/>Chev; Caprice; 1990-1987; V8-5.0<br/>Chev; Suburban; 1995-1992; V8-7.4<br/>GMC; C&amp;K Pickup; 1984-1982; L6-4.1<br/>GMC; C&amp;K Pickup; 1986-1980; L6-4.8<br/>GMC; C&amp;K Pickup; 1988; V8-5.0<br/>GMC; C&amp;K Pickup; 1988; V8-5.7<br/>GMC; C&amp;K Pickup; 1995-1988; V8-7.4<br/>GMC; R&amp;V Pickup; 1988-1987; L6-4.8<br/>GMC; R&amp;V Pickup; 1991-1987; V8-5.0<br/>GMC; R&amp;V Pickup; 1991-1987; V8-7.4<br/>Pont; Firebird; 1992-1988; V8-5.0<br/>Pont; Firebird; 1992-1988; V8-5.7</p>   | <p style="text-align: center;"><b>71099</b></p> <p>Chev; P Van; 1989-1980; L6-4.8<br/>GMC; P Van; 1989-1980; L6-4.8</p>   |
| <b>MEDIUM/HEAVY TRUCKS</b>           | <p style="text-align: center;"><b>71087</b></p> <p>Chev; P Van; 1982-1980; V8-5.7<br/>GMC; P Van; 1982-1980; V8-5.7</p>   | <p style="text-align: center;"><b>71095</b></p> <p>Chev; P Van; 1989-1980; V8-7.4<br/>GMC; P Van; 1989-1980; V8-7.4</p>   | <p style="text-align: center;"><b>71100</b></p> <p>Chev; Corvette; 1980; V8-5.0<br/>Chev; Corvette; 1982-1980; V8-5.7</p>   |
| <b>BUSES</b>                         | <p style="text-align: center;"><b>71088</b></p> <p>Chev; Blazer; 1982-1980; V8-5.0<br/>Chev; Blazer; 1982-1980; V8-5.7<br/>Chev; Blazer Full Size; 1987-1983; V8-5.0<br/>Chev; Blazer Full Size; 1988-1983; V8-5.7<br/>Chev; C&amp;K Pickup; 1986-1980; V8-5.0<br/>Chev; C&amp;K Pickup; 1986-1980; V8-5.7<br/>Chev; C&amp;K Pickup; 1980-1981; V8-6.6<br/>Chev; R&amp;V Pickup; 1987; V6-4.3<br/>Chev; R&amp;V Pickup; 1987; V8-5.0<br/>Chev; Suburban; 1987-1981; V8-5.0<br/>Chev; Suburban; 1988-1980; V8-5.7<br/>Chev; Suburban; 1980; V8-6.6<br/>GMC; C&amp;K Pickup; 1986-1980; V8-5.0<br/>GMC; C&amp;K Pickup; 1986-1980; V8-5.7<br/>GMC; C&amp;K Pickup; 1980; V8-6.6<br/>GMC; Jimmy; 1982-1980; V8-5.7<br/>GMC; Jimmy Full Size; 1987-1983; V8-5.0<br/>GMC; Jimmy Full Size; 1988-1983; V8-5.7<br/>GMC; R&amp;V Pickup; 1987; V6-4.3<br/>GMC; R&amp;V Pickup; 1987; V8-5.0<br/>GMC; Suburban; 1987-1981; V8-5.0<br/>GMC; Suburban; 1988-1980; V8-5.7<br/>GMC; Suburban; 1980; V8-6.6</p> | <p style="text-align: center;"><b>71096</b></p> <p>Chev; P Van; 1982-1980; V8-5.7<br/>GMC; P Van; 1982-1980; V8-5.7</p>   | <p style="text-align: center;"><b>71101</b></p> <p>Chev; P Van; 1982-1980; V8-5.7<br/>GMC; P Van; 1982-1980; V8-5.7</p>   |
| <b>HOSE NUMERICAL</b>                | <p style="text-align: center;"><b>71089</b></p> <p>Buick; Electra; 1980; V8-5.7 Dsl<br/>Buick; Lesabre; 1980; V8-5.7 Dsl<br/>Chev; BelAir; 1980; V8-5.7 Dsl (Canada)<br/>Chev; Caprice; 1980; V8-5.7 Dsl<br/>Chev; Impala; 1980; V8-5.7 Dsl<br/>Olds; Custom Cruiser; 1980; V8-5.7 Dsl<br/>Olds; Delta 88; 1980; V8-5.7 Dsl<br/>Olds; Ninety Eight; 1980; V8-5.7 Dsl<br/>Pont; Bonneville; 1980; V8-5.7 Dsl<br/>Pont; Catalina; 1980; V8-5.7 Dsl<br/>Pont; Laurentian; 1980; V8-5.7 Dsl (Canada)<br/>Pont; Parisienne; 1980; V8-5.7 Dsl (Canada)</p>  | <p style="text-align: center;"><b>71097</b></p> <p>Chev; P Van; 1982-1980; V8-5.7<br/>GMC; P Van; 1982-1980; V8-5.7</p>   | <p style="text-align: center;"><b>71102</b></p> <p>Chev; P Van; 1982-1980; V8-5.7<br/>GMC; P Van; 1982-1980; V8-5.7</p>   |
| <b>REPAIR KITS</b>                   | <p style="text-align: center;"><b>71090</b></p> <p>Toy.; Corona; 1978-1977; L4-134</p>  | <p style="text-align: center;"><b>71103</b></p> <p>Toy.; Corona; 1978-1977; L4-134</p>  | <p style="text-align: center;"><b>71104</b></p> <p>Ford; Granada; 1980; L6-4.1<br/>Merc; Monarch; 1980; L6-4.1</p>  |
| <b>KIT NUMERICAL</b>                 | <p style="text-align: center;"><b>71091</b></p> <p>Chev; P Van; 1982-1980; V8-5.7</p>   | <p style="text-align: center;"><b>71105</b></p> <p>Chev; P Van; 1989-1980; V8-7.4<br/>GMC; P Van; 1989-1980; V8-7.4</p>   | <p style="text-align: center;"><b>71105</b></p> <p>Ford; Fairmont; 1983-1981; L4-2.3<br/>Ford; Fairmont; 1983-1981; L6-3.3<br/>Ford; Granada; 1981; L4-2.3<br/>Ford; Granada; 1981; L6-3.3<br/>Ford; Ltd; 1986-1983; L4-2.3<br/>Ford; Ltd; 1983; L6-3.3<br/>Ford; Ltd; 1986-1983; V6-3.8<br/>Ford; Ltd; 1986-1984; V8-5.0<br/>Ford; Mustang; 1986-1981; L4-2.3<br/>Ford; Mustang; 1979; L6-200<br/>Ford; Mustang; 1986-1981; V6-3.8<br/>Ford; Mustang; 1979; V8-302<br/>Ford; Mustang; 1986-1982; V8-5.0<br/>Ford; Thunderbird; 1986-1980; L4-2.3<br/>Ford; Thunderbird; 1986-1982; V6-3.8<br/>Ford; Thunderbird; 1982-1980; V8-4.2<br/>Ford; Thunderbird; 1986-1983; V8-5.0<br/>Ford; Thunderbird; 1981-1980; V8-5.0<br/>Merc; Capri; 1986-1981; L4-2.3<br/>Merc; Capri; 1979; L4-140<br/>Merc; Capri; 1982-1981; L6-3.3<br/>Merc; Capri; 1979; L6-200<br/>Merc; Capri; 1979; V6-171<br/>Merc; Capri; 1986-1981; V6-3.8<br/>Merc; Capri; 1979; V8-302<br/>Merc; Capri; 1986-1982; V8-5.0<br/>Merc; Cougar; 1986-1984; L4-2.3<br/>Merc; Cougar; 1982-1980; L6-3.3<br/>Merc; Cougar; 1986-1982; V6-3.8<br/>Merc; Cougar; 1982-1980; V8-4.2<br/>Merc; Cougar; 1986-1983; V8-5.0<br/>Merc; Cougar; 1981-1980; V8-5.0<br/>Merc; Marquis; 1986-1983; L4-2.3<br/>Merc; Marquis; 1983; L6-3.3<br/>Merc; Marquis; 1986-1983; V6-3.8</p> |
| <b>ILLUSTRATIONS</b>                 | <p style="text-align: center;"><b>71092</b></p> <p>Chev; P Van; 1982-1980; V8-5.7</p>   | <p style="text-align: center;"><b>71093</b></p> <p>Chev; P Van; 1982-1980; V8-5.7</p>   | <p style="text-align: center;"><b>71106</b></p> <p>Chev; P Van; 1982-1980; V8-5.7<br/>GMC; P Van; 1982-1980; V8-5.7</p>   |



# Numerical Listing - Power Steering Hose Assemblies and End Fittings

## 71116 - Continued

Merc; Marquis; 1985; V8-5.0 (Canada)  
 Merc; Zephyr; 1983-1981; L4-2.3  
 Merc; Zephyr; 1983-1981; L6-3.3

## 71117

Ford; Fairmont; 1980; L4-2.3  
 Ford; Fairmont; 1980; L6-3.3  
 Ford; Fairmont; 1980; V8-4.2  
 Ford; Thunderbird; 1980; L6-3.3  
 Ford; Thunderbird; 1980; V8-4.2  
 Ford; Thunderbird; 1980; V8-5.0  
 Merc; Cougar; 1980; L6-3.3  
 Merc; Cougar; 1980; V8-4.2  
 Merc; Cougar; 1980; V8-5.0  
 Merc; Zephyr; 1980; L4-2.3  
 Merc; Zephyr; 1980; L6-3.3  
 Merc; Zephyr; 1980; V8-4.2

## 71118

Ford; Fairmont; 1981; L4-2.3  
 Ford; Fairmont; 1981; L6-3.3  
 Ford; Fairmont; 1981; V8-4.2  
 Ford; Granada; 1981; L4-2.3  
 Ford; Granada; 1981; L6-3.3  
 Ford; Granada; 1981; V8-4.2  
 Ford; Mustang; 1981-1980; L4-2.3  
 Merc; Capri; 1981-1980; L4-2.3  
 Merc; Capri; 1980; V8-4.2  
 Merc; Cougar; 1982-1981; L4-2.3  
 Merc; Cougar; 1981; L6-3.3  
 Merc; Cougar; 1981; V8-4.2  
 Merc; Zephyr; 1981; L4-2.3  
 Merc; Zephyr; 1981; L6-3.3  
 Merc; Zephyr; 1981; V8-4.2

## 71119

Buick; Century; 1980; V6-3.8  
 Buick; Regal; 1982-1980; V6-3.8  
 Chev; Monte Carlo; 1981-1980; V6-3.8

## 71120

Buick; Electra; 1989-1980; V8-5.0  
 Buick; Lesabre; 1990-1980; V8-5.0  
 Cad; Brougham; 1990-1986; V8-5.0  
 Chev; Caprice; 1990-1986; V8-5.0  
 Chev; Chevette; 1982; L4-1.6  
 Olds; Custom Cruiser; 1990-1980; V8-5.0  
 Olds; Custom Cruiser; 1980; V8-5.7  
 Olds; Delta 88; 1982-1980; V8-4.3  
 Olds; Delta 88; 1985-1980; V8-5.0  
 Olds; Delta 88; 1980; V8-5.7  
 Olds; Ninety Eight; 1984-1980; V8-5.0  
 Olds; Ninety Eight; 1980; V8-5.7  
 Pont; Safari; 1989-1987; V8-5.0

## 71121

Buick; Electra; 1980; V8-5.7  
 Buick; Lesabre; 1980; V8-5.7  
 Pont; Bonneville; 1980; V8-5.7  
 Pont; Catalina; 1980; V8-5.7  
 Pont; Laurentian; 1980; V8-5.7 (Canada)  
 Pont; Parisienne; 1980; V8-5.7 (Canada)

## 71122

Buick; Riviera; 1980; V6-3.8  
 Buick; Riviera; 1984-1981; V6-4.1  
 Cad; Eldorado; 1982-1981; V6-4.1  
 Cad; Seville; 1981; V6-4.1  
 Chev; Camaro; 1981-1980; V8-4.4  
 Chev; Camaro; 1987-1980; V8-5.0  
 Chev; Camaro; 1987; V8-5.7  
 Chev; Camaro; 1981-1980; V8-5.7  
 Olds; Toronado; 1984-1982; V6-4.1  
 Pont; Firebird; 1981; V8-4.4 (Canada)  
 Pont; Firebird; 1987-1980; V8-5.0  
 Pont; Firebird; 1987; V8-5.7

## 71124

Dodge; M Motor Home; 1980; V8-5.9

## 71132

Dodge; D & W Pickup; 1980; V8-5.2  
 Dodge; D & W Pickup; 1980; V8-5.9  
 Dodge; Ramcharger; 1980; V8-5.2  
 Dodge; Ramcharger; 1980; V8-5.9  
 Ply; Trailduster; 1980; V8-5.2  
 Ply; Trailduster; 1980; V8-5.9

## 71133

Dodge; D & W Pickup; 1982-1980; V8-5.2  
 Dodge; D & W Pickup; 1982-1980; V8-5.9  
 Dodge; Ramcharger; 1982-1980; V8-5.2  
 Ply; Trailduster; 1981-1980; V8-5.2

## 71134

Dodge; B Van; 1979; L6-225  
 Dodge; B Van; 1979; V8-318  
 Dodge; B Van; 1979; V8-360  
 Dodge; CB Van; 1979; L6-225  
 Dodge; CB Van; 1979; V8-318  
 Dodge; CB Van; 1979; V8-360  
 Dodge; MB Van; 1979; V8-360  
 Dodge; MB Van; 1979; V8-440  
 Ply; B Van; 1979; L6-225  
 Ply; B Van; 1979; V8-318  
 Ply; B Van; 1979; V8-360

## 71135

Dodge; B Van; 1984-1980; L6-3.7  
 Dodge; B Van; 1984-1980; V8-5.2  
 Dodge; B Van; 1984-1980; V8-5.9  
 Dodge; CB Van; 1980; V8-5.2  
 Dodge; CB Van; 1980; V8-5.9  
 Dodge; MB Van; 1980; V8-5.9  
 Ply; B Van; 1983-1979; L6-3.7  
 Ply; B Van; 1983-1979; V8-5.2  
 Ply; B Van; 1983-1979; V8-5.9

## 71137

Chry; Cordoba; 1983-1980; L6-3.7  
 Chry; Cordoba; 1983-1980; V8-5.2  
 Chry; Cordoba; 1980; V8-5.9  
 Chry; Fifth Ave.; 1983; L6-3.7  
 Chry; Fifth Ave.; 1989-1983; V8-5.2  
 Chry; Imperial; 1983-1981; V8-5.2  
 Chry; Lebaron; 1981-1980; L6-3.7  
 Chry; New Yorker; 1982; L6-3.7  
 Chry; New Yorker; 1982-1980; V8-5.2  
 Chry; New Yorker; 1980; V8-5.9  
 Chry; Newport; 1980; V8-5.9  
 Dodge; Aspen; 1980; L6-3.7  
 Dodge; Aspen; 1980; V8-5.2  
 Dodge; Diplomat; 1983-1980; L6-3.7  
 Dodge; Diplomat; 1989-1980; V8-5.2  
 Dodge; Mirada; 1983-1980; L6-3.7  
 Dodge; Mirada; 1983-1980; V8-5.2  
 Dodge; Mirada; 1980; V8-5.9  
 Dodge; St. Regis; 1980; V8-5.9  
 Ply; Caravelle; 1984-1983; L4-2.2 (Canada)  
 Ply; Caravelle; 1983-1980; L6-3.7 (Canada)  
 Ply; Caravelle; 1985-1982; V8-5.2 (Canada)  
 Ply; Caravelle; 1980; V8-5.2 (Canada)  
 Ply; Caravelle Salon; 1989; V8-5.2 (Canada)  
 Ply; Gran Fury; 1983-1980; L6-3.7  
 Ply; Gran Fury; 1989-1980; V8-5.2  
 Ply; Gran Fury; 1980; V8-5.9  
 Ply; Volare; 1980; L6-3.7  
 Ply; Volare; 1980; V8-5.2

## 71139

AmerMtrs; AMX; 1980; L6-4.2  
 AmerMtrs; Concord; 1982-1980; L4-2.5  
 AmerMtrs; Concord; 1983-1980; L6-4.2  
 AmerMtrs; Eagle; 1983-1981; L4-2.5  
 AmerMtrs; Eagle; 1988-1980; L6-4.2

## 71139 - Continued

AmerMtrs; Spirit; 1982-1980; L4-2.5  
 AmerMtrs; Spirit; 1983-1980; L6-4.2

## 71144

Jeep; Cherokee; 1983-1984; V8-5.9  
 Jeep; J Pickup; 1988-1980; V8-5.9  
 Jeep; Wagoneer; 1983-1980; V8-5.9

## 71145

Chev; G Van; 1982-1980; L6-4.1  
 Chev; G Van; 1982-1980; V8-5.0  
 Chev; G Van; 1985-1980; V8-5.7  
 Chev; G Van; 1980; V8-6.6  
 GMC; G Van; 1982-1980; L6-4.1  
 GMC; G Van; 1982-1980; V8-5.0  
 GMC; G Van; 1985-1980; V8-5.7  
 GMC; G Van; 1980; V8-6.6

## 71146

Jeep; Cherokee; 1983-1980; L6-4.2  
 Jeep; Grand Wagoneer; 1986-1984; L6-4.2  
 Jeep; J Pickup; 1987-1980; L6-4.2  
 Jeep; Wagoneer; 1983-1980; L6-4.2

## 71147

Chev; P Van; 1989-1980; L6-4.8  
 GMC; P Van; 1989-1980; L6-4.8

## 71148

Chev; C&K Pickup; 1986-1987; V8-7.4  
 Chev; Suburban; 1991-1980; V8-7.4  
 GMC; C&K Pickup; 1986-1987; V8-7.4  
 GMC; Suburban; 1991-1980; V8-7.4

## 71149

Checker; Marathon; 1979-1978; L6-250

## 71151

Dodge; D & W Pickup; 1982-1980; L6-3.7  
 Dodge; Ramcharger; 1980; L6-3.7  
 Ply; Trailduster; 1980; L6-3.7

## 71153

Intnatl; Scout II; 1980; L6-3.2 Dsl  
 Intnatl; Scout II; 1980; V8-5.0  
 Intnatl; Scout II; 1980; V8-5.6  
 Jeep; Cherokee; 1987; L4-2.1 Dsl  
 Jeep; Comanche; 1987; L4-2.1 Dsl  
 Jeep; Wagoneer; 1987; L4-2.1 Dsl

## 71155

Ford; Mustang; 1980-1979; L4-2.3  
 Ford; Mustang; 1979; V6-171  
 Merc; Capri; 1980-1979; L4-2.3  
 Merc; Capri; 1979; V6-171

## 71156

Chry; Cordoba; 1979-1975; V8-318  
 Chry; Cordoba; 1979-1975; V8-360  
 Chry; Cordoba; 1975; V8-400  
 Chry; Lebaron; 1979; L6-225  
 Chry; Lebaron; 1979-1977; V8-318  
 Chry; Lebaron; 1979; V8-360  
 Chry; New Yorker; 1979-1977; V8-360  
 Chry; Newport; 1979; L6-225  
 Chry; Newport; 1979; V8-318  
 Chry; Newport; 1979-1977; V8-360  
 Chry; Town & Country; 1977; V8-400  
 Chry; Town & Country; 1977; V8-440  
 Dodge; Aspen; 1979-1976; L6-225  
 Dodge; Aspen; 1978-1976; V8-360  
 Dodge; Charger; 1978-1976; V8-360  
 Dodge; Coronet; 1976; V8-318  
 Dodge; Coronet; 1976-1975; V8-360

**SYSTEM  
 PUMP &  
 GEAR  
 IDENT.**

**SYSTEM &  
 COM-  
 PONENT  
 IDENT.**

**PASS.  
 CARS**

**LIGHT  
 TRUCKS**

**MEDIUM/  
 HEAVY  
 TRUCKS**

**BUSES**

**HOSE  
 NUMER-  
 ICAL**

**REPAIR  
 KITS**

**KIT  
 NUMER-  
 ICAL**

**ILLUSTRATIONS**

# Numerical Listing - Power Steering Hose Assemblies and End Fittings

|                                      | 71156 - Continued   | 71180 - Continued  | 71191  |
|--------------------------------------|---|--|--|
| <b>SYSTEM PUMP &amp; GEAR IDENT.</b> | Dodge; Coronet; 1975; V8-440<br>Dodge; Diplomat; 1979; L6-225<br>Dodge; Diplomat; 1979-1977; V8-318<br>Dodge; Diplomat; 1979; V8-360<br>Dodge; Magnum; 1979-1978; V8-318<br>Dodge; Magnum; 1978-1979; V8-400<br>Dodge; St. Regis; 1979; V8-318<br>Dodge; St. Regis; 1979; V8-360<br>Ply; Caravelle; 1979; L6-225 (Canada)<br>Ply; Caravelle; 1979; V8-318 (Canada)<br>Ply; Duster; 1976-1975; V8-318<br>Ply; Volare; 1979; L6-225<br>Ply; Volare; 1979-1976; V8-318<br>Ply; Volare; 1979-1977; V8-360 | Ford; Granada; 1982; V6-3.8<br>Ford; Ltd; 1986-1983; L4-2.3<br>Ford; Ltd; 1983; L6-3.3<br>Ford; Ltd; 1986-1983; V6-3.8<br>Ford; Ltd; 1986-1984; V8-5.0<br>Ford; Mustang; 1986-1982; L4-2.3<br>Ford; Mustang; 1982; L6-3.3<br>Ford; Mustang; 1986-1982; V6-3.8<br>Ford; Mustang; 1989-1982; V8-5.0<br>Ford; Thunderbird; 1986-1981; L4-2.3<br>Ford; Thunderbird; 1986-1984; V6-3.8<br>Ford; Thunderbird; 1982; V6-3.8<br>Ford; Thunderbird; 1982-1981; V8-4.2<br>Ford; Thunderbird; 1988-1983; V8-5.0<br>Ford; Thunderbird; 1981; V8-5.0<br>Linc; Continental; 1987-1984; V8-5.0<br>Linc; Mark VII; 1989-1984; V8-5.0<br>Merc; Capri; 1986-1982; L4-2.3<br>Merc; Capri; 1982; L6-3.3<br>Merc; Capri; 1986-1981; V6-3.8<br>Merc; Capri; 1986-1982; V8-5.0<br>Merc; Cougar; 1986-1984; L4-2.3<br>Merc; Cougar; 1982-1981; L6-3.3<br>Merc; Cougar; 1986-1984; V6-3.8<br>Merc; Cougar; 1982; V6-3.8<br>Merc; Cougar; 1982-1981; V8-4.2<br>Merc; Cougar; 1988-1983; V8-5.0<br>Merc; Cougar; 1981; V8-5.0<br>Merc; Marquis; 1986-1983; L4-2.3<br>Merc; Marquis; 1983; L6-3.3<br>Merc; Marquis; 1986-1983; V6-3.8<br>Merc; Marquis; 1985; V8-5.0 (Canada)<br>Merc; Zephyr; 1983-1982; L4-2.3<br>Merc; Zephyr; 1982; V8-4.2 | Buick; Century; 1982; V6-3.0<br>Olds; Cutlass Ciera; 1982; V6-3.0  |
| <b>SYSTEM &amp; COMPONENT IDENT.</b> | <b>71157</b><br>Cad; Deville; 1982-1981; V6-4.1   | <b>71181</b><br>Buick; Skyhawk; 1982; L4-1.8<br>Buick; Skyhawk; 1984-1982; L4-2.0<br>Cad; Cimarron; 1982; L4-1.8<br>Cad; Cimarron; 1984-1983; L4-2.0<br>Chev; Cavalier; 1982; L4-1.8<br>Chev; Cavalier; 1984-1983; L4-2.0<br>Olds; Firenza; 1982; L4-1.8<br>Olds; Firenza; 1984-1983; L4-2.0<br>Pont; J2000; 1982; L4-1.8<br>Pont; 2000; 1983-1984; L4-2.0   | <b>71193</b><br>Ford; Escort; 1985-1981; L4-1.6<br>Ford; Escort; 1985; L4-1.9<br>Ford; EXP; 1985-1982; L4-1.6<br>Merc; LN7; 1983-1982; L4-1.6<br>Merc; Lynx; 1985-1981; L4-1.6<br>Merc; Lynx; 1986-1985; L4-1.9  |
| <b>PASS. CARS</b>                    | <b>71158</b><br>Chev; G Van; 1982-1981; L6-4.1<br>GMC; G Van; 1982-1981; L6-4.1   | <b>71182</b><br>Buick; Regal; 1985-1983; V6-3.8<br>Buick; Regal; 1983-1981; V8-5.7 Dsl   | <b>71194</b><br>Linc; Continental; 1982; V6-3.8<br>Linc; Continental; 1986-1985; V8-5.0<br>Linc; Continental; 1983-1982; V8-5.0<br>Linc; Mark VII; 1985; V8-5.0  |
| <b>LIGHT TRUCKS</b>                  | <b>71163</b><br>Buick; Skylark; 1981; L4-2.5<br>Chev; Citation; 1981; L4-2.5<br>Olds; Omega; 1981; L4-2.5<br>Pont; Phoenix; 1981; L4-2.5  | <b>71183</b><br>Buick; Century; 1986-1982; L4-2.5<br>Buick; Skylark; 1985-1982; L4-2.5<br>Chev; Celebrity; 1986-1982; L4-2.5<br>Chev; Citation; 1985-1982; L4-2.5<br>Olds; Cutlass Ciera; 1986-1982; L4-2.5<br>Olds; Omega; 1984-1982; L4-2.5<br>Pont; Phoenix; 1984-1982; L4-2.5<br>Pont; 6000; 1986-1982; L4-2.5   | <b>71195</b><br>Chev; Blazer Compact; 1984-1983; L4-1.9<br>Chev; S Pickup; 1985-1982; L4-1.9<br>GMC; Jimmy Compact; 1984-1983; L4-1.9<br>GMC; S Pickup; 1985-1982; L4-1.9  |
| <b>MEDIUM/HEAVY TRUCKS</b>           | <b>71164</b><br>Buick; Skylark; 1981; V6-2.8<br>Chev; Citation; 1981; V6-2.8<br>Olds; Omega; 1981; V6-2.8<br>Pont; Phoenix; 1981; V6-2.8  | <b>71184</b><br>Buick; Regal; 1985-1983; V6-3.8<br>Buick; Regal; 1983-1981; V8-5.7 Dsl   | <b>71196</b><br>Buick; Riviera; 1985-1982; V8-5.0<br>Buick; Riviera; 1985-1982; V8-5.7 Dsl<br>Cad; Eldorado; 1985-1982; V8-5.7 Dsl<br>Cad; Seville; 1985-1982; V8-5.7 Dsl<br>Olds; Toronado; 1985-1982; V8-5.7 Dsl   |
| <b>BUSES</b>                         | <b>71165</b><br>Ford; Escort; 1981; L4-1.6<br>Merc; Lynx; 1981; L4-1.6  | <b>71185</b><br>Buick; Regal; 1985-1983; V6-3.8<br>Buick; Regal; 1983-1981; V8-5.7 Dsl   | <b>71197</b><br>Linc; Continental; 1982; V6-3.8  |
| <b>HOSE NUMERICAL</b>                | <b>71166</b><br>Toy.; Celica; 1981; L4-2.4  | <b>71186</b><br>Buick; Century; 1986-1982; L4-2.5<br>Buick; Skylark; 1985-1982; L4-2.5<br>Chev; Celebrity; 1986-1982; L4-2.5<br>Chev; Citation; 1985-1982; L4-2.5<br>Olds; Cutlass Ciera; 1986-1982; L4-2.5<br>Olds; Omega; 1984-1982; L4-2.5<br>Pont; Phoenix; 1984-1982; L4-2.5<br>Pont; 6000; 1986-1982; L4-2.5   | <b>71198</b><br>Linc; Continental; 1982; V6-3.8  |
| <b>REPAIR KITS</b>                   | <b>71167</b><br>Toy.; Celica; 1980-1978; L4-2.2<br>Toy.; Corona; 1980-1979; L4-2.2  | <b>71187</b><br>Buick; Regal; 1985-1983; V6-3.8<br>Buick; Regal; 1983-1981; V8-5.7 Dsl   | <b>71199</b><br>Buick; Riviera; 1985-1982; V6-3.8<br>Buick; Riviera; 1984-1982; V6-4.1   |
| <b>KIT NUMERICAL</b>                 | <b>71171</b><br>Toy.; Pickup; 1980; L4-2.2<br>Toy.; Pickup; 1983-1981; L4-2.2 Dsl<br>Toy.; Pickup; 1979-1978; L4-134<br>Toy.; Pickup; 1983-1981; L4-2.4   | <b>71188</b><br>Buick; Century; 1986-1982; L4-2.5<br>Buick; Skylark; 1985-1982; L4-2.5<br>Chev; Celebrity; 1986-1982; L4-2.5<br>Chev; Citation; 1985-1982; L4-2.5<br>Olds; Cutlass Ciera; 1986-1982; L4-2.5<br>Olds; Omega; 1984-1982; L4-2.5<br>Pont; Phoenix; 1984-1982; L4-2.5<br>Pont; 6000; 1986-1982; L4-2.5   | <b>71200</b><br>Ford; E Van; 1979-1977; L6-300<br>Ford; E Van; 1979; V8-302<br>Ford; E Van; 1979-1977; V8-351<br>Ford; E Van; 1979-1977; V8-460  |
| <b>ILLUSTRATIONS</b>                 | <b>71172</b><br>Toy.; Celica; 1981-1978; L6-2.8<br>Toy.; Cressida; 1982-1981; L6-2.8  | <b>71189</b><br>Buick; Century; 1982; V6-2.8 (Canada)<br>Buick; Skylark; 1982; V6-2.8<br>Chev; Celebrity; 1982; V6-2.8<br>Chev; Citation; 1982; V6-2.8<br>Olds; Cutlass Ciera; 1982; V6-2.8 (Canada)<br>Olds; Omega; 1982; V6-2.8<br>Pont; Phoenix; 1982; V6-2.8<br>Pont; 6000; 1982; V6-2.8   | <b>71201</b><br>Ford; E Van; 1982-1980; L6-4.9<br>Ford; E Van; 1982-1980; V8-5.0<br>Ford; E Van; 1982-1980; V8-5.8<br>Ford; E Van; 1982-1980; V8-6.6<br>Ford; E Van; 1982-1980; V8-7.5   |
|                                      | <b>71173</b><br>Toy.; Corolla; 1983-1980; L4-1.6  | <b>71190</b><br>Chev; Malibu; 1982; V8-5.7 Dsl<br>Chev; Monte Carlo; 1982; V8-5.7 Dsl<br>Olds; Cutlass; 1982-1980; V8-5.7 Dsl<br>Pont; Grand Prix; 1981; V8-5.7 Dsl  | <b>71202</b><br>Ford; E Van; 1986-1982; L6-4.9<br>Ford; E Van; 1995; V8-5.0<br>Ford; E Van; 1986-1982; V8-5.0<br>Ford; E Van; 1995-1988; V8-5.8<br>Ford; E Van; 1986-1982; V8-5.8<br>Ford; E Van; 1982; V8-6.6<br>Ford; E Van; 1987-1983; V8-6.9 Dsl<br>Ford; E Van; 1990-1982; V8-7.3 Dsl<br>Ford; E350; 1989; V8-5.8 |
|                                      | <b>71179</b><br>Honda; Accord; 1981-1980; L4-1.6 (Canada)<br>Honda; Accord; 1978; L4-98<br>Honda; Accord; 1981-1979; L4-1.8   |  |  |
|                                      | <b>71180</b><br>Ford; Fairmont; 1983-1982; L4-2.3<br>Ford; Fairmont; 1982; V8-4.2<br>Ford; Granada; 1982; L4-2.3<br>Ford; Granada; 1982; L6-3.3   |  |  |



# Numerical Listing - Power Steering Hose Assemblies and End Fittings

## 71203

Chev; Blazer Compact; 1984-1983; L4-2.0  
GMC; Jimmy Compact; 1984-1983; L4-2.0

## 71205

Mer-Benz; 240D; 1983-1977; L4-2.4 Dsl  
Mer-Benz; 300CD; 1983-1978; L5-3.0 Dsl  
Mer-Benz; 300D; 1983-1977; L5-3.0 Dsl  
Mer-Benz; 300SD; 1983-1978; L5-3.0 Dsl  
Mer-Benz; 300TD; 1983-1979; L5-3.0 Dsl

## 71206

Acura; Integra; 1989-1986; L4-1.6  
Acura; Integra; 1993-1992; L4-1.7  
Acura; Integra; 1995-1990; L4-1.8  
Acura; Legend; 1987-1986; V6-2.5  
Acura; Legend; 1990-1987; V6-2.7  
Acura; Legend; 1995-1991; V6-3.2  
Acura; TL; 1995; L5-2.5  
AmerMtrs; Ambassador; 1971; L6-258  
AmerMtrs; Ambassador; 1966; V8-287  
AmerMtrs; Ambassador; 1969-1967; V8-290  
AmerMtrs; Ambassador; 1974-1970; V8-304  
AmerMtrs; Ambassador; 1966; V8-327  
AmerMtrs; Ambassador; 1969-1967; V8-343  
AmerMtrs; Ambassador; 1974-1970; V8-360  
AmerMtrs; Ambassador; 1970-1968; V8-390  
AmerMtrs; Ambassador; 1974-1971; V8-401  
AmerMtrs; American; 1968-1966; L6-199  
AmerMtrs; American; 1968-1966; L6-232  
AmerMtrs; American; 1968-1967; V8-290  
AmerMtrs; AMX; 1980-1978; L6-4.2  
AmerMtrs; AMX; 1969-1978; V8-290  
AmerMtrs; AMX; 1974-1972; V8-304  
AmerMtrs; AMX; 1969-1968; V8-343  
AmerMtrs; AMX; 1974-1970; V8-360  
AmerMtrs; AMX; 1970-1968; V8-390  
AmerMtrs; AMX; 1974-1966; V8-401  
AmerMtrs; Concord; 1979-1978; L4-121  
AmerMtrs; Concord; 1982-1978; L4-2.5  
AmerMtrs; Concord; 1983-1978; L6-4.2  
AmerMtrs; Eagle; 1984-1981; L4-2.5  
AmerMtrs; Eagle; 1988-1980; L6-4.2  
AmerMtrs; Gremlin; 1978-1977; L4-121  
AmerMtrs; Gremlin; 1970; L6-199  
AmerMtrs; Gremlin; 1978-1970; L6-232  
AmerMtrs; Gremlin; 1978-1971; L6-258  
AmerMtrs; Gremlin; 1976-1972; V8-304  
AmerMtrs; Hornet; 1970; L6-199  
AmerMtrs; Hornet; 1977-1970; L6-232  
AmerMtrs; Hornet; 1977-1971; L6-258  
AmerMtrs; Hornet; 1977-1970; V8-304  
AmerMtrs; Hornet; 1974-1971; V8-360  
AmerMtrs; Javelin; 1974-1968; L6-232  
AmerMtrs; Javelin; 1974-1971; L6-258  
AmerMtrs; Javelin; 1969-1968; V8-290  
AmerMtrs; Javelin; 1974-1968; V8-304  
AmerMtrs; Javelin; 1974-1970; V8-360  
AmerMtrs; Javelin; 1970-1968; V8-390  
AmerMtrs; Javelin; 1974-1971; V8-401  
AmerMtrs; Marlin; 1967; L6-232  
AmerMtrs; Matador; 1974-1971; L6-232  
AmerMtrs; Matador; 1978-1971; L6-258  
AmerMtrs; Matador; 1977-1971; V8-304  
AmerMtrs; Matador; 1978-1971; V8-360  
AmerMtrs; Matador; 1976-1971; V8-401  
AmerMtrs; Pacer; 1978-1975; L6-232  
AmerMtrs; Pacer; 1980-1975; L6-4.2  
AmerMtrs; Pacer; 1979-1978; V8-304  
AmerMtrs; Rambler; 1969; L6-199  
AmerMtrs; Rambler; 1969; L6-232  
AmerMtrs; Rambler; 1969; V8-290  
AmerMtrs; Rambler; 1969; V8-390  
AmerMtrs; Rambler Classic; 1966; L6-199  
AmerMtrs; Rambler Classic; 1966; L6-232  
AmerMtrs; Rambler Classic; 1966; V8-287  
AmerMtrs; Rambler Classic; 1966; V8-290  
AmerMtrs; Rambler Classic; 1966; V8-327  
AmerMtrs; Rebel; 1970-1967; L6-232  
AmerMtrs; Rebel; 1969-1967; V8-290  
AmerMtrs; Rebel; 1970-1967; V8-304

## 71206 - Continued

AmerMtrs; Rebel; 1970; V8-360  
AmerMtrs; Rebel; 1970-1969; V8-390  
AmerMtrs; Spirit; 1979; L4-121  
AmerMtrs; Spirit; 1982-1979; L4-2.5  
AmerMtrs; Spirit; 1983-1979; L6-4.2  
AmerMtrs; Spirit; 1979; V8-304  
Asuna; Sunfire; 1993; L4-1.8 (Canada)  
Audi; 100; 1992; V6-2.8  
Buick; Apollo; 1975-1973; L6-250  
Buick; Apollo; 1975; V8-260  
Buick; Apollo; 1975-1973; V8-350  
Buick; Centurion; 1973-1971; V8-350  
Buick; Century; 1979-1975; V6-196  
Buick; Century; 1979; V8-301  
Buick; Century; 1979-1977; V8-305  
Buick; Century; 1979-1973; V8-350  
Buick; Century; 1977; V8-403  
Buick; Century; 1974-1973; V8-455  
Buick; Electra; 1979-1960; V8-350  
Buick; Electra; 1979-1965; V8-403  
Buick; Electra; 1969-1967; V8-430  
Buick; Electra; 1976-1970; V8-455  
Buick; Invicta; 1963-1960; V8-401  
Buick; Lesabre; 1970; L6-250  
Buick; Lesabre; 1979-1964; V6-231  
Buick; Lesabre; 1979-1966; V8-301  
Buick; Lesabre; 1979-1968; V8-350  
Buick; Lesabre; 1961-1960; V8-364  
Buick; Lesabre; 1975-1962; V8-400  
Buick; Lesabre; 1978-1970; V8-403  
Buick; Regal; 1979-1975; V6-196  
Buick; Regal; 1979; V8-301  
Buick; Regal; 1979-1977; V8-305  
Buick; Regal; 1977-1973; V8-350  
Buick; Riviera; 1979; V6-231  
Buick; Riviera; 1979-1977; V8-350  
Buick; Riviera; 1965-1963; V8-401  
Buick; Riviera; 1978-1963; V8-403  
Buick; Riviera; 1969-1967; V8-430  
Buick; Riviera; 1976-1970; V8-455  
Buick; Skyhawk; 1979-1975; V6-231  
Buick; Skylark; 1971-1964; L6-250  
Buick; Skylark; 1979-1975; V6-231  
Buick; Skylark; 1963-1961; V8-215  
Buick; Skylark; 1976-1975; V8-260  
Buick; Skylark; 1967-1964; V8-300  
Buick; Skylark; 1977; V8-301  
Buick; Skylark; 1979-1977; V8-305  
Buick; Skylark; 1967-1966; V8-340  
Buick; Skylark; 1979-1975; V8-350  
Buick; Skylark; 1972-1968; V8-350  
Buick; Skylark; 1972-1968; V8-455  
Buick; Special; 1963-1962; V6-198  
Buick; Special; 1967-1961; V6-225  
Buick; Special; 1967-1964; V8-300  
Buick; Special; 1969-1968; V8-350  
Buick; Wildcat; 1966-1964; V8-401  
Buick; Wildcat; 1966-1964; V8-425  
Buick; Wildcat; 1969-1967; V8-430  
Buick; Wildcat; 1970; V8-455  
Cad; Calais; 1967-1965; V8-429  
Cad; Calais; 1974-1968; V8-472  
Cad; Calais; 1976-1975; V8-500  
Cad; Deville; 1979; V8-350 Dsl  
Cad; Deville; 1979-1977; V8-425  
Cad; Deville; 1967-1965; V8-429  
Cad; Deville; 1974-1968; V8-472  
Cad; Deville; 1976-1975; V8-500  
Cad; Eldorado; 1979; V8-350  
Cad; Eldorado; 1979-1977; V8-350 Dsl  
Cad; Eldorado; 1969-1968; V8-472  
Cad; Eldorado; 1976-1970; V8-500  
Cad; Fleetwood; 1979; V8-350 Dsl  
Cad; Fleetwood; 1979-1977; V8-425  
Cad; Fleetwood; 1974-1968; V8-472  
Cad; Fleetwood; 1976-1975; V8-500  
Cad; Fleetwood 75; 1963; V8-390  
Cad; Fleetwood 75; 1967-1963; V8-429  
Cad; Fleetwood Sixty Special; 1967-1964; V8-429  
Cad; Seville; 1979-1976; V8-350  
Cad; Seville; 1979-1978; V8-350 Dsl  
Checker; Deluxe; 1969; L6-250

## 71206 - Continued

Checker; Deluxe; 1969; V8-327  
Checker; Deluxe; 1969-1965; V8-350  
Checker; Marathon; 1979-1969; L6-250  
Checker; Marathon; 1967-1965; V8-283  
Checker; Marathon; 1979-1977; V8-305  
Checker; Marathon; 1968-1966; V8-307  
Checker; Marathon; 1979-1969; V8-350  
Chev; Beaumont; 1966-1965; L6-194 (Canada)  
Chev; Beaumont; 1968; L6-230 (Canada)  
Chev; Beaumont; 1966-1965; L6-230 (Canada)  
Chev; Beaumont; 1969-1965; L6-250 (Canada)  
Chev; Beaumont; 1969-1965; V8-307 (Canada)  
Chev; Beaumont; 1969-1966; V8-350 (Canada)  
Chev; Beaumont; 1966-1965; V8-427 (Canada)  
Chev; BelAir; 1959-1958; L6-235  
Chev; BelAir; 1973-1965; L6-250  
Chev; BelAir; 1979-1977; L6-250 (Canada)  
Chev; BelAir; 1967-1965; V8-283  
Chev; BelAir; 1959-1977; V8-283  
Chev; BelAir; 1968-1965; V8-307  
Chev; BelAir; 1959-1958; V8-348  
Chev; BelAir; 1975-1969; V8-350  
Chev; BelAir; 1979-1976; V8-350 (Canada)  
Chev; BelAir; 1969-1965; V8-396  
Chev; BelAir; 1975-1970; V8-400  
Chev; BelAir; 1976; V8-400 (Canada)  
Chev; BelAir; 1972-1971; V8-402  
Chev; BelAir; 1969-1966; V8-427  
Chev; BelAir; 1975-1970; V8-454  
Chev; BelAir; 1976-1965; V8-454 (Canada)  
Chev; Biscayne; 1959-1958; L6-235  
Chev; Biscayne; 1972-1965; L6-250  
Chev; Biscayne; 1973; L6-250 (Canada)  
Chev; Biscayne; 1967-1965; V8-283  
Chev; Biscayne; 1959-1958; V8-283  
Chev; Biscayne; 1968-1965; V8-307  
Chev; Biscayne; 1959-1958; V8-348  
Chev; Biscayne; 1972-1969; V8-350  
Chev; Biscayne; 1975-1973; V8-350 (Canada)  
Chev; Biscayne; 1969-1965; V8-396  
Chev; Biscayne; 1972-1970; V8-400  
Chev; Biscayne; 1975-1971; V8-400 (Canada)  
Chev; Biscayne; 1969-1966; V8-427  
Chev; Biscayne; 1972-1970; V8-454  
Chev; Biscayne; 1975-1973; V8-454 (Canada)  
Chev; Blazer; 1979-1969; L6-250  
Chev; Blazer; 1979-1977; V8-305  
Chev; Blazer; 1973-1969; V8-307  
Chev; Blazer; 1979-1969; V8-350  
Chev; Blazer; 1979-1975; V8-400  
Chev; C&K Pickup; 1979-1969; L6-292  
Chev; C&K Pickup; 1979-1977; V8-305  
Chev; C&K Pickup; 1973-1969; V8-307  
Chev; C&K Pickup; 1979-1969; V8-350  
Chev; C&K Pickup; 1979-1978; V8-350 Dsl  
Chev; C&K Pickup; 1970-1969; V8-396  
Chev; C&K Pickup; 1979-1975; V8-400  
Chev; C&K Pickup; 1970; V8-400  
Chev; C&K Pickup; 1972-1971; V8-402  
Chev; C&K Pickup; 1979-1973; V8-454  
Chev; Camaro; 1979-1967; L6-250  
Chev; Camaro; 1969-1967; V8-302  
Chev; Camaro; 1979-1976; V8-305  
Chev; Camaro; 1973-1969; V8-307  
Chev; Camaro; 1969-1967; V8-327  
Chev; Camaro; 1979-1967; V8-350  
Chev; Camaro; 1969-1967; V8-396  
Chev; Camaro; 1971-1969; V8-400  
Chev; Camaro; 1967; V8-427  
Chev; Caprice; 1979-1977; L6-250  
Chev; Caprice; 1967-1966; V8-283  
Chev; Caprice; 1979-1977; V8-305  
Chev; Caprice; 1968-1966; V8-307  
Chev; Caprice; 1979-1969; V8-350  
Chev; Caprice; 1969-1966; V8-396  
Chev; Caprice; 1976-1970; V8-400  
Chev; Caprice; 1972-1971; V8-402  
Chev; Caprice; 1969-1966; V8-427  
Chev; Caprice; 1976-1970; V8-454  
Chev; Chevelle; 1966-1964; L6-194  
Chev; Chevelle; 1969-1964; L6-230  
Chev; Chevelle; 1973-1967; L6-250

SYSTEM  
PUMP &  
GEAR  
IDENT.

SYSTEM &  
COM-  
PONENT  
IDENT.

PASS.  
CARS

LIGHT  
TRUCKS

MEDIUM/  
HEAVY  
TRUCKS

BUSES

HOSE  
NUMER-  
ICAL

REPAIR  
KITS

KIT  
NUMER-  
ICAL

ILLUST-  
RATIONS

# Numerical Listing - Power Steering Hose Assemblies and End Fittings

|                                      | 71206 - Continued  | 71206 - Continued   | 71206 - Continued   |
|--------------------------------------|--|---|---|
| <b>SYSTEM PUMP &amp; GEAR IDENT.</b> | Chev; Chevelle; 1967-1964; V8-283<br>Chev; Chevelle; 1976; V8-305<br>Chev; Chevelle; 1973-1968; V8-307<br>Chev; Chevelle; 1968-1964; V8-327<br>Chev; Chevelle; 1976-1969; V8-350<br>Chev; Chevelle; 1969-1974; V8-396<br>Chev; Chevelle; 1971-1970; V8-400<br>Chev; Chevelle; 1974-1970; V8-454<br>Chev; Chevy II; 1968-1965; L4-153<br>Chev; Chevy II; 1967-1965; L6-194<br>Chev; Chevy II; 1968-1965; L6-230<br>Chev; Chevy II; 1968-1967; L6-250<br>Chev; Chevy II; 1967-1965; V8-283<br>Chev; Chevy II; 1968; V8-307<br>Chev; Chevy II; 1968-1965; V8-327<br>Chev; Chevy II; 1968; V8-350<br>Chev; Chevy II; 1968; V8-396<br>Chev; Corvette; 1968-1963; V8-327<br>Chev; Corvette; 1979-1969; V8-350<br>Chev; Corvette; 1965; V8-396<br>Chev; Corvette; 1969-1966; V8-427<br>Chev; Corvette; 1974-1970; V8-454<br>Chev; El Camino; 1969-1964; L6-230<br>Chev; El Camino; 1977-1975; L6-250<br>Chev; El Camino; 1973-1967; L6-250<br>Chev; El Camino; 1979; V6-200<br>Chev; El Camino; 1967-1964; V8-283<br>Chev; El Camino; 1979-1976; V8-305<br>Chev; El Camino; 1973-1968; V8-307<br>Chev; El Camino; 1968-1964; V8-327<br>Chev; El Camino; 1979-1967; V8-350<br>Chev; El Camino; 1976-1974; V8-400<br>Chev; El Camino; 1972-1970; V8-402<br>Chev; El Camino; 1975-1970; V8-454<br>Chev; G Van; 1979-1971; L6-250<br>Chev; G Van; 1978-1974; L6-292<br>Chev; G Van; 1979-1977; V8-305<br>Chev; G Van; 1973-1971; V8-307<br>Chev; G Van; 1979-1971; V8-350<br>Chev; G Van; 1979-1975; V8-400<br>Chev; Impala; 1965; L6-230<br>Chev; Impala; 1959; L6-235<br>Chev; Impala; 1979-1977; L6-250<br>Chev; Impala; 1973-1965; L6-250<br>Chev; Impala; 1967-1965; V8-283<br>Chev; Impala; 1959; V8-283<br>Chev; Impala; 1979-1977; V8-305<br>Chev; Impala; 1967-1965; V8-307<br>Chev; Impala; 1959; V8-348<br>Chev; Impala; 1979-1969; V8-350<br>Chev; Impala; 1969-1970; V8-396<br>Chev; Impala; 1972-1971; V8-402<br>Chev; Impala; 1969-1966; V8-427<br>Chev; Impala; 1976-1970; V8-454<br>Chev; Malibu; 1977-1973; L6-250<br>Chev; Malibu; 1979; V6-200<br>Chev; Malibu; 1979-1976; V8-305<br>Chev; Malibu; 1973; V8-307<br>Chev; Malibu; 1979-1973; V8-350<br>Chev; Malibu; 1976-1973; V8-400<br>Chev; Monte Carlo; 1979; V6-200<br>Chev; Monte Carlo; 1979-1970; V8-305<br>Chev; Monte Carlo; 1976-1970; V8-400<br>Chev; Monte Carlo; 1972-1970; V8-402<br>Chev; Monte Carlo; 1975-1970; V8-454<br>Chev; Monza; 1977-1975; L4-140<br>Chev; Monza; 1979-1978; L4-151<br>Chev; Monza; 1976-1975; V8-262<br>Chev; Monza; 1979-1975; V8-305<br>Chev; Nova; 1970-1969; L6-230<br>Chev; Nova; 1979-1969; L6-250<br>Chev; Nova; 1975; V8-262<br>Chev; Nova; 1979-1976; V8-305<br>Chev; Nova; 1973-1969; V8-307<br>Chev; Nova; 1979-1970; V8-350<br>Chev; P Van; 1974-1973; L6-250<br>Chev; P Van; 1979-1973; L6-292<br>Chev; P Van; 1973-1970; V8-307<br>Chev; P Van; 1979-1970; V8-350<br>Chev; P Van; 1972-1971; V8-402<br>Chev; P Van; 1979-1973; V8-454<br>Chev; S Pickup; 1994; L4-2.2 | Chev; Suburban; 1980-1969; L6-4.1<br>Chev; Suburban; 1979-1977; L6-292<br>Chev; Suburban; 1973-1969; V8-307<br>Chev; Suburban; 1979-1969; V8-350<br>Chev; Suburban; 1978; V8-350 Dsl<br>Chev; Suburban; 1970-1969; V8-396<br>Chev; Suburban; 1979-1975; V8-400<br>Chev; Suburban; 1970; V8-400<br>Chev; Suburban; 1972-1971; V8-402<br>Chev; Suburban; 1979-1973; V8-454<br>Chev; Vega; 1976-1975; L4-122<br>Chev; Vega; 1977-1971; L4-140<br>Chry; Cirrus; 1995; L4-2.4<br>Chry; Cirrus; 1995; V6-2.5<br>Chry; Conquest; 1989-1987; L4-2.6<br>Chry; Cordoba; 1983-1980; L6-3.7<br>Chry; Cordoba; 1983-1975; V8-5.2<br>Chry; Cordoba; 1980-1975; V8-5.9<br>Chry; Cordoba; 1978-1975; V8-400<br>Chry; Daytona; 1993-1992; L4-2.2 (Canada)<br>Chry; Daytona; 1990-1984; L4-2.2 (Canada)<br>Chry; Daytona; 1993-1987; L4-2.5 (Canada)<br>Chry; Daytona; 1993-1990; V6-3.0 (Canada)<br>Chry; Dynasty; 1992-1988; L4-2.5 (Canada)<br>Chry; Dynasty; 1990-1988; V6-3.0 (Canada)<br>Chry; Dynasty; 1993-1990; V6-3.3 (Canada)<br>Chry; E Class; 1984-1983; L4-2.2<br>Chry; Executive; 1986-1983; L4-2.2 (Canada)<br>Chry; Fifth Ave.; 1983; L6-3.7<br>Chry; Fifth Ave.; 1989-1983; V8-5.2<br>Chry; Imperial; 1991-1990; V6-3.3<br>Chry; Imperial; 1993-1991; V6-3.8<br>Chry; Imperial; 1983-1981; V8-5.2<br>Chry; Imperial; 1975-1967; V8-440<br>Chry; Laser; 1986-1984; L4-2.2<br>Chry; Laser; 1986; L4-2.5<br>Chry; Lebaron; 1990-1982; L4-2.2<br>Chry; Lebaron; 1994-1978; L4-2.5<br>Chry; Lebaron; 1994-1993; V6-3.0<br>Chry; Lebaron; 1981-1977; V8-5.2<br>Chry; Lebaron; 1979-1983; V8-360<br>Chry; New Yorker; 1987-1982; L4-2.5<br>Chry; New Yorker; 1989-1988; V6-3.0<br>Chry; New Yorker; 1993-1990; V6-3.3<br>Chry; New Yorker; 1993-1991; V6-3.8<br>Chry; New Yorker; 1982-1977; V8-5.2<br>Chry; New Yorker; 1967-1975; V8-383<br>Chry; New Yorker; 1978-1967; V8-440<br>Chry; Newport; 1981-1979; L6-3.7<br>Chry; Newport; 1981-1974; V8-5.2<br>Chry; Newport; 1972-1971; V8-360<br>Chry; Newport; 1971-1972; V8-383<br>Chry; Newport; 1978-1967; V8-440<br>Chry; Sebring; 1995; L4-2.0<br>Chry; Sebring; 1995; V6-2.5<br>Chry; TC Maserati; 1990-1982; L4-2.2<br>Chry; Town & Country; 1988-1978; L4-2.5<br>Chry; Town & Country; 1981-1978; V8-5.2<br>Chry; Town & Country; 1971; V8-383<br>Chry; Town & Country; 1977-1975; V8-400<br>Chry; Town & Country; 1972; V8-400<br>Chry; Town & Country; 1977-1971; V8-440<br>Chry; Town & Country Van; 1990; V6-3.0<br>Chry; Town & Country Van; 1993-1990; V6-3.3<br>Chry; Town & Country Van; 1995-1994; V6-3.8<br>Chry; 300; 1971-1967; V8-440<br>Daihatsu; Charade; 1992-1989; L3-1.0<br>Daihatsu; Charade; 1992-1989; L4-1.3<br>Daihatsu; Rocky; 1992-1990; L4-1.6<br>Dodge; Aries; 1987-1981; L4-2.2<br>Dodge; Aries; 1987-1981; L4-2.5<br>Dodge; Aries America; 1989-1988; L4-2.2<br>Dodge; Aspen; 1980-1976; L6-3.7<br>Dodge; Aspen; 1980-1976; V8-5.2<br>Dodge; Aspen; 1979-1976; V8-360<br>Dodge; Avenger; 1995; L4-2.0<br>Dodge; Avenger; 1995; V6-2.5<br>Dodge; B Van; 1987-1973; L6-3.7<br>Dodge; B Van; 1989-1973; V6-3.9<br>Dodge; B Van; 1989-1973; V8-5.9<br>Dodge; B Van; 1978-1976; V8-400<br>Dodge; B Van; 1978-1975; V8-440 | Dodge; Caravan; 1995-1978; V6-3.3<br>Dodge; CB Van; 1979-1973; L6-225<br>Dodge; CB Van; 1980-1973; V8-5.2<br>Dodge; CB Van; 1980-1973; V8-5.9<br>Dodge; CB Van; 1977-1987; V8-400<br>Dodge; Challenger; 1971-1970; L6-198<br>Dodge; Challenger; 1972-1970; L6-225<br>Dodge; Challenger; 1974-1970; V8-318<br>Dodge; Challenger; 1973-1970; V8-340<br>Dodge; Challenger; 1974; V8-360<br>Dodge; Challenger; 1971-1970; V8-383<br>Dodge; Challenger; 1970; V8-426<br>Dodge; Charger; 1986-1983; L4-1.6<br>Dodge; Charger; 1983; L4-1.7<br>Dodge; Charger; 1987-1983; L4-2.2<br>Dodge; Charger; 1976; L6-225<br>Dodge; Charger; 1974-1968; L6-225<br>Dodge; Charger; 1966; V8-273<br>Dodge; Charger; 1978-1966; V8-318<br>Dodge; Charger; 1973-1972; V8-340<br>Dodge; Charger; 1978-1974; V8-360<br>Dodge; Charger; 1966; V8-361<br>Dodge; Charger; 1971-1966; V8-383<br>Dodge; Charger; 1978-1966; V8-400<br>Dodge; Charger; 1974-1967; V8-440<br>Dodge; Colt; 1994-1985; L4-1.5<br>Dodge; Colt; 1995; L4-1.5 (Canada)<br>Dodge; Colt; 1990-1985; L4-1.6<br>Dodge; Colt; 1979-1978; L4-98<br>Dodge; Colt; 1994-1993; L4-1.8<br>Dodge; Colt; 1990-1989; L4-1.8<br>Dodge; Colt; 1991-1985; L4-2.0<br>Dodge; Colt; 1994-1993; L4-2.4 (Canada)<br>Dodge; Colt; 1979-1978; L4-156<br>Dodge; Conquest; 1986-1984; L4-2.6<br>Dodge; Coronet; 1976-1965; L6-225<br>Dodge; Coronet; 1968-1965; V8-273<br>Dodge; Coronet; 1973-1972; V8-340<br>Dodge; Coronet; 1976-1974; V8-360<br>Dodge; Coronet; 1966-1965; V8-361<br>Dodge; Coronet; 1971-1973; V8-383<br>Dodge; Coronet; 1970-1967; V8-440<br>Dodge; D & W Pickup; 1971-1970; L6-198<br>Dodge; D & W Pickup; 1987-1982; L6-3.7<br>Dodge; D & W Pickup; 1980-1970; L6-3.7<br>Dodge; D & W Pickup; 1979-1978; L6-243 Dsl<br>Dodge; D & W Pickup; 1987-1970; V8-5.2<br>Dodge; D & W Pickup; 1987-1971; V8-5.9<br>Dodge; D & W Pickup; 1971-1970; V8-383<br>Dodge; D & W Pickup; 1978-1972; V8-400<br>Dodge; D & W Pickup; 1978-1973; V8-440<br>Dodge; Dart; 1969-1967; L6-170<br>Dodge; Dart; 1974-1970; L6-198<br>Dodge; Dart; 1976-1967; L6-225<br>Dodge; Dart; 1969-1967; V8-273<br>Dodge; Dart; 1976-1968; V8-318<br>Dodge; Dart; 1973-1968; V8-340<br>Dodge; Dart; 1976-1974; V8-360<br>Dodge; Dart; 1969-1968; V8-383<br>Dodge; Daytona; 1993-1992; L4-2.2<br>Dodge; Daytona; 1990-1984; L4-2.2<br>Dodge; Daytona; 1993-1986; L4-2.5<br>Dodge; Daytona; 1993-1990; V6-3.0<br>Dodge; Diplomat; 1983-1977; L6-3.7<br>Dodge; Diplomat; 1979-1978; V8-360<br>Dodge; Dynasty; 1993-1988; L4-2.5<br>Dodge; Dynasty; 1993-1988; V6-3.0<br>Dodge; Dynasty; 1993-1987; V6-3.3<br>Dodge; Grand Caravan; 1987; L4-2.2<br>Dodge; Grand Caravan; 1989-1987; L4-2.5<br>Dodge; Grand Caravan; 1995-1992; V6-3.0<br>Dodge; Grand Caravan; 1989-1987; V6-3.0<br>Dodge; Grand Caravan; 1995-1990; V6-3.3<br>Dodge; Grand Caravan; 1995-1973; V6-3.8<br>Dodge; Lancer; 1989-1985; L4-2.2<br>Dodge; Lancer; 1989-1986; L4-2.5<br>Dodge; M Motor Home; 1976-1975; V8-318<br>Dodge; M Motor Home; 1973-1975; V8-318<br>Dodge; M Motor Home; 1973; V8-360<br>Dodge; M Motor Home; 1973-1969; V8-413<br>Dodge; M Motor Home; 1979-1975; V8-440<br>Dodge; M Motor Home; 1973; V8-440 |

# Numerical Listing - Power Steering Hose Assemblies and End Fittings

## 71206 - Continued

Dodge; Magnum; 1979-1978; V8-318  
 Dodge; Magnum; 1978; V8-400  
 Dodge; MB Van; 1980-1979; V8-5.9  
 Dodge; MB Van; 1975-1974; V8-360  
 Dodge; MB Van; 1978-1976; V8-400  
 Dodge; MB Van; 1979-1974; V8-440  
 Dodge; Mini Ram Van; 1987-1984; L4-2.2  
 Dodge; Mini Ram Van; 1988-1987; L4-2.5  
 Dodge; Mini Ram Van; 1987-1984; L4-2.6  
 Dodge; Mini Ram Van; 1988-1987; V6-3.0  
 Dodge; Mirada; 1983-1980; L6-3.7  
 Dodge; Mirada; 1983-1980; V8-5.2  
 Dodge; Mirada; 1980; V8-5.9  
 Dodge; Monaco; 1978-1977; L6-225  
 Dodge; Monaco; 1990; V6-3.0  
 Dodge; Monaco; 1978-1975; V8-318  
 Dodge; Monaco; 1978-1972; V8-360  
 Dodge; Monaco; 1978; V8-440  
 Dodge; Monaco; 1976-1967; V8-440  
 Dodge; Omni; 1986-1983; L4-1.6  
 Dodge; Omni; 1983-1978; L4-1.7  
 Dodge; Omni; 1990-1981; L4-2.2  
 Dodge; Polara; 1971-1970; L6-225  
 Dodge; Polara; 1973-1967; V8-318  
 Dodge; Polara; 1973-1971; V8-360  
 Dodge; Polara; 1971-1967; V8-383  
 Dodge; Polara; 1973-1967; V8-400  
 Dodge; Raider; 1989-1987; L4-2.6  
 Dodge; Raider; 1989; V6-3.0  
 Dodge; Ram 50 Pickup; 1989-1987; L4-2.0  
 Dodge; Ram 50 Pickup; 1993-1987; L4-2.4  
 Dodge; Ramcharger; 1980-1974; L6-3.7  
 Dodge; Ramcharger; 1987-1974; V8-5.2  
 Dodge; Ramcharger; 1987-1984; V8-5.9  
 Dodge; Ramcharger; 1981-1974; V8-5.9  
 Dodge; Ramcharger; 1978-1976; V8-400  
 Dodge; Ramcharger; 1974; V8-400  
 Dodge; Ramcharger; 1978-1974; V8-440  
 Dodge; Rampage; 1984-1982; L4-2.2  
 Dodge; RM Motor Home; 1974-1973; V8-318  
 Dodge; Royal Monaco; 1977; V8-318  
 Dodge; Royal Monaco; 1977-1975; V8-360  
 Dodge; Royal Monaco; 1977-1975; V8-400  
 Dodge; Royal Monaco; 1977-1974; V8-440  
 Dodge; Shadow; 1994-1987; L4-2.2  
 Dodge; Shadow; 1994-1988; L4-2.5  
 Dodge; Shadow; 1994-1992; V6-3.0  
 Dodge; Spirit; 1992-1991; L4-2.2  
 Dodge; Spirit; 1995-1989; L4-2.5  
 Dodge; Spirit; 1995-1989; V6-3.0  
 Dodge; St. Regis; 1981-1979; L6-3.7  
 Dodge; St. Regis; 1981-1979; V8-5.2  
 Dodge; Stealth; 1995-1991; V6-3.0  
 Dodge; Stratus; 1995; L4-2.0  
 Dodge; Stratus; 1995; L4-2.4  
 Dodge; Stratus; 1995; V6-2.5  
 Dodge; 400; 1983-1982; L4-2.2  
 Dodge; 600; 1988-1983; L4-2.2  
 Dodge; 600; 1988-1983; L4-2.5  
 Eagle; Summit; 1995-1989; L4-1.5  
 Eagle; Summit; 1995-1992; L4-1.8  
 Eagle; Summit; 1995-1992; L4-2.4  
 Eagle; Talon; 1994-1993; L4-1.8  
 Eagle; Talon; 1995-1990; L4-2.0  
 Eagle; Vista; 1992-1989; L4-1.5 (Canada)  
 Eagle; Vista; 1991-1989; L4-2.0 (Canada)  
 Eagle; 2000 GTX; 1993-1991; L4-2.0 (Canada)  
 Ford; Aerostar; 1987-1986; L4-2.3  
 Ford; Aerostar; 1986; V6-2.8  
 Ford; Aerostar; 1989-1986; V6-3.0  
 Ford; Aerostar; 1995-1990; V6-4.0  
 Ford; Aspire; 1995-1994; L4-1.3  
 Ford; Bronco; 1972; L6-170  
 Ford; Bronco; 1974-1973; L6-200  
 Ford; Bronco; 1983-1980; L6-4.9  
 Ford; Bronco; 1977-1980; V8-302  
 Ford; Bronco; 1983-1978; V8-5.8  
 Ford; Bronco Compact; 1985; L4-2.3 Dsl  
 Ford; Bronco Compact; 1985-1984; V6-2.8  
 Ford; Bronco Compact; 1989-1986; V6-2.9  
 Ford; Bronco Full Size; 1989-1984; L6-4.9  
 Ford; Bronco Full Size; 1989-1984; V8-5.0

## 71206 - Continued

Ford; Bronco Full Size; 1989-1995; V8-5.8  
 Ford; Contour; 1995; V6-2.5  
 Ford; Country Sedan; 1972-1971; V8-302  
 Ford; Country Sedan; 1974-1971; V8-351  
 Ford; Country Sedan; 1971; V8-390  
 Ford; Country Sedan; 1974-1971; V8-400  
 Ford; Country Sedan; 1973-1971; V8-429  
 Ford; Country Sedan; 1974-1971; V8-460  
 Ford; Country Squire; 1991-1987; V8-5.0  
 Ford; Country Squire; 1974-1971; V8-351  
 Ford; Country Squire; 1971; V8-390  
 Ford; Country Squire; 1974-1971; V8-400  
 Ford; Country Squire; 1973-1971; V8-429  
 Ford; Country Squire; 1974-1973; V8-460  
 Ford; Crown Victoria; 1995-1992; V8-4.6  
 Ford; Custom; 1972-1965; L6-240  
 Ford; Custom; 1967-1964; V8-289  
 Ford; Custom; 1972-1968; V8-302  
 Ford; Custom; 1972-1969; V8-351  
 Ford; Custom; 1966-1964; V8-352  
 Ford; Custom; 1971-1964; V8-390  
 Ford; Custom; 1972-1971; V8-400  
 Ford; Custom; 1967; V8-427  
 Ford; Custom; 1972-1969; V8-429  
 Ford; Custom 500; 1972-1971; L6-240  
 Ford; Custom 500; 1979-1971; V8-302 (Canada)  
 Ford; Custom 500; 1979-1978; V8-351 (Canada)  
 Ford; Custom 500; 1971; V8-390  
 Ford; Custom 500; 1977-1971; V8-400  
 Ford; Custom 500; 1978; V8-400 (Canada)  
 Ford; Custom 500; 1973-1971; V8-429  
 Ford; Custom 500; 1976-1973; V8-460  
 Ford; Custom 500; 1978; V8-460 (Canada)  
 Ford; E Van; 1994-1975; L6-4.9  
 Ford; E Van; 1979; V8-302  
 Ford; E Van; 1994-1980; V8-5.0  
 Ford; E Van; 1994-1975; V8-5.8  
 Ford; E Van; 1982-1980; V8-6.6  
 Ford; E Van; 1987-1983; V8-6.9 Dsl  
 Ford; E Van; 1995-1994; V8-7.3 Dsl  
 Ford; E Van; 1991-1988; V8-7.3 Dsl  
 Ford; E Van; 1995-1975; V8-7.5  
 Ford; Elite; 1976-1975; V8-351  
 Ford; Escort; 1985-1981; L4-1.6  
 Ford; Escort; 1995-1991; L4-1.8  
 Ford; Escort; 1995-1985; L4-1.9  
 Ford; Escort; 1987-1995; L4-2.0 Dsl  
 Ford; EXP; 1985-1982; L4-1.6  
 Ford; EXP; 1988-1986; L4-1.9  
 Ford; F Pickup; 1977; L6-240  
 Ford; F Pickup; 1975-1973; L6-240  
 Ford; F Pickup; 1992-1977; L6-4.9  
 Ford; F Pickup; 1975-1973; L6-300  
 Ford; F Pickup; 1983-1982; V6-3.8  
 Ford; F Pickup; 1982-1981; V8-4.2  
 Ford; F Pickup; 1979-1977; V8-302  
 Ford; F Pickup; 1972-1970; V8-302  
 Ford; F Pickup; 1992-1980; V8-5.0  
 Ford; F Pickup; 1992-1977; V8-5.8  
 Ford; F Pickup; 1967; V8-352  
 Ford; F Pickup; 1972-1968; V8-360  
 Ford; F Pickup; 1972-1968; V8-390  
 Ford; F Pickup; 1982-1977; V8-6.6  
 Ford; F Pickup; 1987-1983; V8-6.9 Dsl  
 Ford; F Pickup; 1995-1988; V8-7.3 Dsl  
 Ford; F Pickup; 1995-1983; V8-7.5  
 Ford; F Pickup; 1979-1973; V8-460  
 Ford; Fairlane; 1966-1962; L6-170  
 Ford; Fairlane; 1969-1963; L6-200  
 Ford; Fairlane; 1970-1969; L6-250  
 Ford; Fairlane; 1963-1962; V8-221  
 Ford; Fairlane; 1964-1962; V8-260  
 Ford; Fairlane; 1968-1963; V8-289  
 Ford; Fairlane; 1969-1968; V8-302  
 Ford; Fairlane; 1966; V8-390  
 Ford; Fairlane; 1964; V8-390  
 Ford; Fairlane; 1969; V8-428  
 Ford; Fairmont; 1983-1978; L4-2.3  
 Ford; Fairmont; 1983-1978; L6-3.3  
 Ford; Fairmont; 1982-1978; V8-4.2  
 Ford; Falcon; 1969-1965; L6-170  
 Ford; Falcon; 1970-1965; L6-200

## 71206 - Continued

Ford; Falcon; 1970; L6-250  
 Ford; Falcon; 1964-1963; V8-260  
 Ford; Falcon; 1968-1965; V8-289  
 Ford; Falcon; 1968; V8-302  
 Ford; Falcon Ranchero; 1965; L6-170  
 Ford; Falcon Ranchero; 1965-1963; L6-200  
 Ford; Falcon Ranchero; 1965; V8-289  
 Ford; Festiva; 1993-1990; L4-1.3  
 Ford; Galaxie; 1970-1965; L6-240  
 Ford; Galaxie; 1963; V8-260  
 Ford; Galaxie; 1967-1963; V8-289  
 Ford; Galaxie; 1970-1968; V8-302  
 Ford; Galaxie; 1970-1969; V8-351  
 Ford; Galaxie; 1966-1963; V8-352  
 Ford; Galaxie; 1970-1963; V8-390  
 Ford; Galaxie; 1967; V8-427  
 Ford; Galaxie; 1969-1967; V8-428  
 Ford; Galaxie; 1970-1969; V8-429  
 Ford; Galaxie 500; 1972-1971; L6-240  
 Ford; Galaxie 500; 1974-1971; V8-351  
 Ford; Galaxie 500; 1971; V8-390  
 Ford; Galaxie 500; 1974-1971; V8-400  
 Ford; Galaxie 500; 1973-1971; V8-429  
 Ford; Galaxie 500; 1974-1972; V8-460  
 Ford; Gran Torino; 1974-1972; V8-302  
 Ford; Gran Torino; 1976-1972; V8-351  
 Ford; Gran Torino; 1976-1972; V8-400  
 Ford; Gran Torino; 1976-1973; V8-460  
 Ford; Granada; 1982-1981; L4-2.3  
 Ford; Granada; 1977-1975; L6-200  
 Ford; Granada; 1978-1975; L6-250  
 Ford; Granada; 1982-1981; V6-3.8  
 Ford; Granada; 1978-1975; V8-302  
 Ford; Granada; 1977-1983; V8-351  
 Ford; Ltd; 1983; L6-3.3  
 Ford; Ltd; 1986-1981; V6-3.8  
 Ford; Ltd; 1967; V8-289  
 Ford; Ltd; 1979-1977; V8-302  
 Ford; Ltd; 1972-1968; V8-302  
 Ford; Ltd; 1986-1980; V8-5.0  
 Ford; Ltd; 1986-1983; V8-5.8  
 Ford; Ltd; 1981-1980; V8-5.8  
 Ford; Ltd; 1982; V8-5.8 (Canada)  
 Ford; Ltd; 1979-1976; V8-351  
 Ford; Ltd; 1974-1969; V8-351  
 Ford; Ltd; 1971-1976; V8-390  
 Ford; Ltd; 1974-1971; V8-400  
 Ford; Ltd; 1967; V8-427  
 Ford; Ltd; 1969-1967; V8-428  
 Ford; Ltd; 1973-1969; V8-429  
 Ford; Ltd; 1978-1973; V8-460  
 Ford; Ltd II; 1979-1977; V8-302  
 Ford; Ltd II; 1979-1977; V8-351  
 Ford; Ltd Crown Victoria; 1991-1987; V8-5.0  
 Ford; Ltd Crown Victoria; 1991-1987; V8-5.8  
 Ford; Maverick; 1972-1969; L6-170  
 Ford; Maverick; 1976-1969; L6-200  
 Ford; Maverick; 1976-1970; L6-250  
 Ford; Maverick; 1976-1971; V8-302  
 Ford; Mustang; 1993-1979; L4-2.3  
 Ford; Mustang; 1964; L6-170  
 Ford; Mustang; 1982-1979; L6-3.3  
 Ford; Mustang; 1970-1965; L6-200  
 Ford; Mustang; 1973-1969; L6-250  
 Ford; Mustang; 1979; V6-171  
 Ford; Mustang; 1995-1994; V6-3.8  
 Ford; Mustang; 1986-1980; V6-3.8  
 Ford; Mustang; 1964; V8-260  
 Ford; Mustang; 1968-1964; V8-289  
 Ford; Mustang; 1979; V8-302  
 Ford; Mustang; 1973-1971; V8-302  
 Ford; Mustang; 1968; V8-302  
 Ford; Mustang; 1995-1982; V8-5.0  
 Ford; Mustang; 1995; V8-5.8  
 Ford; Mustang; 1973-1971; V8-351  
 Ford; Mustang; 1971; V8-429  
 Ford; Mustang II; 1978-1975; L4-140  
 Ford; Mustang II; 1978-1975; V6-171  
 Ford; Mustang II; 1978-1975; V8-302  
 Ford; Pinto; 1979-1975; L4-140  
 Ford; Pinto; 1978-1975; V6-171  
 Ford; Probe; 1995-1989; L4-2.0

**SYSTEM  
PUMP &  
GEAR  
IDENT.**

**SYSTEM &  
COM-  
PONENT  
IDENT.**

**PASS.  
CARS**

**LIGHT  
TRUCKS**

**MEDIUM/  
HEAVY  
TRUCKS**

**BUSES**

**HOSE  
NUMER-  
ICAL**

**REPAIR  
KITS**

**KIT  
NUMER-  
ICAL**

**ILLUST-  
RATIONS**



# Numerical Listing - Power Steering Hose Assemblies and End Fittings

|                                      | 71206 - Continued   | 71206 - Continued   | 71206 - Continued  |
|--------------------------------------|---|---|--|
| <b>SYSTEM PUMP &amp; GEAR IDENT.</b> | Ford; Probe; 1995-1990; V6-2.5<br>Ford; Ranch Wagon; 1972-1971; V8-302<br>Ford; Ranch Wagon; 1974-1971; V8-351<br>Ford; Ranch Wagon; 1971; V8-390<br>Ford; Ranch Wagon; 1974-1971; V8-400<br>Ford; Ranch Wagon; 1973-1971; V8-429<br>Ford; Ranch Wagon; 1974-1973; V8-460<br>Ford; Rancho; 1968-1966; L6-200<br>Ford; Rancho; 1974-1966; L6-250<br>Ford; Rancho; 1979-1977; V8-302<br>Ford; Rancho; 1974-1972; V8-302<br>Ford; Rancho; 1969-1972; V8-302<br>Ford; Rancho; 1969; V8-351<br>Ford; Rancho; 1969-1968; V8-390<br>Ford; Rancho; 1978-1972; V8-400<br>Ford; Rancho; 1969-1968; V8-428<br>Ford; Rancho; 1973-1972; V8-429<br>Ford; Rancho; 1976-1974; V8-460<br>Ford; Ranger; 1983; L4-2.0<br>Ford; Ranger; 1983; L4-2.3<br>Ford; Ranger; 1987-1985; L4-2.3 Dsl<br>Ford; Ranger; 1985-1983; V6-2.8<br>Ford; Ranger; 1989-1986; V6-2.9<br>Ford; Super Duty Pickup; 1995-1988; V8-7.3 Dsl<br>Ford; Super Duty Pickup; 1995-1988; V8-7.5<br>Ford; Tempo; 1986-1984; L4-2.0 Dsl<br>Ford; Tempo; 1991; L4-2.3<br>Ford; Tempo; 1989-1984; L4-2.3<br>Ford; Thunderbird; 1988-1981; L4-2.3<br>Ford; Thunderbird; 1995-1982; V6-3.8<br>Ford; Thunderbird; 1982-1981; V8-4.2<br>Ford; Thunderbird; 1995-1994; V8-4.6<br>Ford; Thunderbird; 1957-1955; V8-292<br>Ford; Thunderbird; 1979-1977; V8-302<br>Ford; Thunderbird; 1993-1991; V8-5.0<br>Ford; Thunderbird; 1988-1983; V8-5.0<br>Ford; Thunderbird; 1981; V8-5.0<br>Ford; Thunderbird; 1957-1956; V8-312<br>Ford; Thunderbird; 1979-1977; V8-351<br>Ford; Thunderbird; 1960-1958; V8-352<br>Ford; Thunderbird; 1968-1961; V8-390<br>Ford; Thunderbird; 1978-1977; V8-400<br>Ford; Thunderbird; 1972; V8-400<br>Ford; Thunderbird; 1965-1963; V8-427<br>Ford; Thunderbird; 1967-1966; V8-428<br>Ford; Thunderbird; 1973-1968; V8-429<br>Ford; Thunderbird; 1960-1959; V8-430<br>Ford; Thunderbird; 1976-1972; V8-460<br>Ford; Torino; 1968; L6-200<br>Ford; Torino; 1974-1968; L6-250<br>Ford; Torino; 1974-1972; V8-302<br>Ford; Torino; 1969-1968; V8-302<br>Ford; Torino; 1976-1972; V8-351<br>Ford; Torino; 1969; V8-351<br>Ford; Torino; 1969-1968; V8-390<br>Ford; Torino; 1976-1972; V8-400<br>Ford; Torino; 1969-1968; V8-428<br>Ford; Torino; 1973-1972; V8-429<br>Ford; Torino; 1976-1973; V8-460<br>Geo; Tracker; 1995-1989; L4-1.6<br>GMC; C&K Pickup; 1979-1969; L6-292<br>GMC; C&K Pickup; 1969; V6-305<br>GMC; C&K Pickup; 1979-1977; V8-305<br>GMC; C&K Pickup; 1973-1969; V8-307<br>GMC; C&K Pickup; 1979-1969; V8-350<br>GMC; C&K Pickup; 1979-1978; V8-350 Dsl<br>GMC; C&K Pickup; 1970-1969; V8-396<br>GMC; C&K Pickup; 1979-1975; V8-400<br>GMC; C&K Pickup; 1972-1970; V8-402<br>GMC; C&K Pickup; 1979-1973; V8-454<br>GMC; Caballero; 1979; V6-200<br>GMC; Caballero; 1979-1978; V8-305<br>GMC; G Van; 1979-1971; L6-250<br>GMC; G Van; 1978-1974; L6-292<br>GMC; G Van; 1979-1977; V8-305<br>GMC; G Van; 1973-1971; V8-307<br>GMC; G Van; 1979-1971; V8-350<br>GMC; G Van; 1979-1975; V8-400<br>GMC; Jimmy; 1979-1970; L6-250<br>GMC; Jimmy; 1979-1977; V8-305<br>GMC; Jimmy; 1973-1970; V8-307<br>GMC; Jimmy; 1979-1970; V8-350 | GMC; Jimmy; 1979-1975; V8-400<br>GMC; P Van; 1974-1973; L6-250<br>GMC; P Van; 1979-1973; L6-292<br>GMC; P Van; 1973-1970; V8-307<br>GMC; P Van; 1979-1970; V8-350<br>GMC; P Van; 1972-1971; V8-402<br>GMC; P Van; 1979-1973; V8-454<br>GMC; P Van; 1976-1975; V8-455<br>GMC; P Van; 1973; V8-455<br>GMC; Sprint; 1977-1975; L6-250<br>GMC; Sprint; 1972-1971; L6-250<br>GMC; Sprint; 1977-1976; V8-305<br>GMC; Sprint; 1973-1971; V8-307<br>GMC; Sprint; 1977-1971; V8-350<br>GMC; Sprint; 1976-1974; V8-400<br>GMC; Sprint; 1972; V8-402<br>GMC; Sprint; 1975-1972; V8-454<br>GMC; Suburban; 1979-1969; L6-250<br>GMC; Suburban; 1979-1969; L6-292<br>GMC; Suburban; 1969; V6-305<br>GMC; Suburban; 1979-1977; V8-305<br>GMC; Suburban; 1973-1969; V8-307<br>GMC; Suburban; 1979-1969; V8-350<br>GMC; Suburban; 1979-1975; V8-400<br>GMC; Suburban; 1972-1971; V8-402<br>GMC; Suburban; 1979-1973; V8-454<br>Honda; Accord; 1985-1980; L4-1.6 (Canada)<br>Honda; Accord; 1978; L4-98<br>Honda; Accord; 1985-1979; L4-1.8<br>Honda; Accord; 1989-1986; L4-2.0<br>Honda; Accord; 1995-1990; L4-2.2<br>Honda; Accord; 1995; V6-2.7<br>Honda; Civic; 1987-1985; L4-1.3<br>Honda; Civic; 1995-1985; L4-1.5<br>Honda; Civic; 1995-1988; L4-1.6<br>Honda; Civic Del Sol; 1995-1981; L4-1.5<br>Honda; Prelude; 1987-1981; L4-1.8<br>Honda; Prelude; 1991-1985; L4-2.0<br>Honda; Prelude; 1991-1990; L4-2.1<br>Honda; Prelude; 1995-1992; L4-2.2<br>Honda; Prelude; 1995-1992; L4-2.3<br>Hyundai; Elantra; 1993; L4-1.6<br>Hyundai; Excel; 1993-1986; L4-1.5<br>Hyundai; Scoupe; 1993-1991; L4-1.5<br>Hyundai; Sonata; 1993-1989; L4-2.0<br>Hyundai; Sonata; 1993-1990; V6-3.0<br>Infiniti; G20; 1995-1991; L4-2.0<br>Intnatl; D Pickup; 1970-1969; L6-232<br>Intnatl; D Pickup; 1969; L6-265<br>Intnatl; MHC1310; 1974; V8-304<br>Intnatl; MS1210; 1974-1973; L6-258<br>Intnatl; MS1210; 1975-1973; V8-345<br>Intnatl; MS1210; 1975; V8-392<br>Intnatl; Scout; 1970-1969; L4-152<br>Intnatl; Scout; 1971-1969; L4-196<br>Intnatl; Scout; 1971; V8-304<br>Intnatl; Scout II; 1980-1976; L6-3.2 Dsl<br>Intnatl; Scout II; 1972-1971; L6-232<br>Intnatl; Scout II; 1974-1973; L6-258<br>Intnatl; Scout II; 1980-1971; V8-5.6<br>Intnatl; 100; 1974; L6-258<br>Intnatl; 100; 1974; V8-304<br>Intnatl; 100; 1974; V8-345<br>Intnatl; 100; 1974; V8-392<br>Intnatl; 100; 1974; V8-400<br>Intnatl; 150; 1975; V8-304<br>Intnatl; 150; 1975; V8-345<br>Intnatl; 150; 1975-1974; V8-392<br>Intnatl; 1010; 1971; L6-232<br>Intnatl; 1010; 1973-1971; L6-258<br>Intnatl; 1010; 1973-1971; V8-345<br>Intnatl; 1010; 1973-1971; V8-392<br>Intnatl; 1110; 1973-1971; L6-258<br>Intnatl; 1110; 1973-1971; V8-345<br>Intnatl; 1110; 1973-1971; V8-392<br>Intnatl; 1210; 1973-1971; L6-258<br>Intnatl; 1210; 1973-1971; V8-345<br>Intnatl; 1310; 1973-1971; L6-258<br>Intnatl; 1310; 1973-1972; V8-345<br>Isuzu; I-Mark; 1989-1985; L4-1.5<br>Isuzu; I-Mark; 1989; L4-1.6 | Isuzu; I-Mark; 1985; L4-1.8<br>Isuzu; Impulse; 1992-1990; L4-1.6<br>Isuzu; Impulse; 1992; L4-1.8<br>Isuzu; Impulse; 1987-1985; L4-1.9<br>Isuzu; Impulse; 1989-1986; L4-2.0<br>Isuzu; Pickup; 1982; L4-1.8<br>Isuzu; Pickup; 1987-1983; L4-1.9<br>Isuzu; Pickup; 1987-1982; L4-2.2 Dsl<br>Isuzu; Pickup; 1987-1986; L4-2.3<br>Isuzu; Pickup; 1994-1991; V6-3.1<br>Isuzu; Stylus; 1993-1990; L4-1.6<br>Isuzu; Trooper; 1995-1992; V6-3.2<br>Isuzu; Trooper II; 1989; V6-2.8<br>Jaguar; Vanden Plas; 1987-1982; L6-4.2<br>Jaguar; XJ6; 1987-1972; L6-4.2<br>Jaguar; XJ12; 1979-1973; V12-326<br>Jaguar; XJS; 1978-1976; V12-326<br>Jeep; Cherokee; 1987-1985; L4-2.1 Dsl<br>Jeep; Cherokee; 1995-1987; L4-2.5<br>Jeep; Cherokee; 1983-1974; L6-4.2<br>Jeep; Cherokee; 1986-1974; V6-2.8<br>Jeep; Cherokee; 1978-1974; V8-401<br>Jeep; CJ; 1986-1980; L4-2.5<br>Jeep; CJ; 1978-1972; L6-232<br>Jeep; CJ; 1986-1972; L6-4.2<br>Jeep; CJ; 1981-1972; V8-5.0<br>Jeep; Comanche; 1987-1986; L4-2.1 Dsl<br>Jeep; Comanche; 1992-1986; L4-2.5<br>Jeep; Comanche; 1992-1986; L6-4.0<br>Jeep; Commando; 1973; L6-232<br>Jeep; Grand Wagoneer; 1986-1984; L6-4.2<br>Jeep; Grand Wagoneer; 1991-1984; V8-5.9<br>Jeep; J Pickup; 1965-1963; L6-230<br>Jeep; J Pickup; 1971-1965; L6-232<br>Jeep; J Pickup; 1987-1972; L6-4.2<br>Jeep; J Pickup; 1970-1965; V8-327<br>Jeep; J Pickup; 1971-1969; V8-350<br>Jeep; J Pickup; 1988-1972; V8-5.9<br>Jeep; J Pickup; 1978-1974; V8-401<br>Jeep; Pickup; 1964-1963; L6-226<br>Jeep; Pickup; 1965-1963; L6-230<br>Jeep; Scrambler; 1985-1981; L4-2.5<br>Jeep; Scrambler; 1985-1981; L6-4.2<br>Jeep; Station Wagon; 1964-1963; L6-226<br>Jeep; Station Wagon; 1965-1963; L6-230<br>Jeep; Wagoneer; 1987-1985; L4-2.1 Dsl<br>Jeep; Wagoneer; 1987-1984; L4-2.5<br>Jeep; Wagoneer; 1965-1963; L6-230<br>Jeep; Wagoneer; 1971-1965; L6-232<br>Jeep; Wagoneer; 1990-1987; L6-4.0<br>Jeep; Wagoneer; 1983-1980; L6-4.2<br>Jeep; Wagoneer; 1973-1971; L6-258<br>Jeep; Wagoneer; 1986-1984; V6-2.8<br>Jeep; Wagoneer; 1970-1965; V8-327<br>Jeep; Wagoneer; 1971-1968; V8-350<br>Jeep; Wagoneer; 1983-1972; V8-5.9<br>Jeep; Wagoneer; 1978-1987; V8-401<br>Jeep; Wrangler; 1995-1987; L6-4.0<br>Kia; Sephia; 1994; L4-1.6<br>Lexus; LS400; 1993-1990; V8-4.0<br>Lexus; SC300; 1995-1992; L6-3.0<br>Linc; Continental; 1985-1984; L6-2.4 Dsl<br>Linc; Continental; 1982; V6-3.8<br>Linc; Continental; 1987-1982; V8-5.0<br>Linc; Continental; 1980; V8-5.0<br>Linc; Continental; 1980-1977; V8-5.8<br>Linc; Continental; 1965-1961; V8-430<br>Linc; Continental; 1978-1966; V8-460<br>Linc; Continental Mark II; 1957-1956; V8-368<br>Linc; Mark III; 1971-1968; V8-460<br>Linc; Mark IV; 1976-1972; V8-460<br>Linc; Mark V; 1979-1977; V8-400<br>Linc; Mark VI; 1983-1980; V8-5.0<br>Linc; Mark VI; 1980; V8-5.8<br>Linc; Mark VII; 1985-1984; L6-2.4 Dsl<br>Linc; Mark VII; 1992-1993; V8-5.0<br>Linc; Town Car; 1995-1981; V8-4.6<br>Linc; Versailles; 1979-1977; V8-302<br>Linc; Versailles; 1980; V8-5.0<br>Linc; Versailles; 1977; V8-351<br>Mazda; B2200 Pickup; 1993-1987; L4-2.2<br>Mazda; B2600 Pickup; 1993-1976; L4-2.6 |

# Numerical Listing - Power Steering Hose Assemblies and End Fittings

## 71206 - Continued

Mazda; GLC; 1985-1989; L4-1.5  
 Mazda; Millenia; 1995; V6-2.3  
 Mazda; Millenia; 1995; V6-2.5  
 Mazda; MPV; 1995; L4-2.6 (Canada)  
 Mazda; MPV; 1995-1989; V6-3.0  
 Mazda; MX-3; 1995-1992; L4-1.6  
 Mazda; MX-3; 1994-1990; V6-1.8  
 Mazda; MX-5 Miata; 1995-1988; L4-1.8  
 Mazda; MX-6; 1995-1993; V6-2.5  
 Mazda; Protege; 1995; L4-1.5  
 Mazda; Protege; 1995-1990; L4-1.8  
 Mazda; RX-4; 1978-1993; 2-Rotor 80  
 Mazda; RX-7; 1991-1984; 2-Rotor 1.3  
 Mazda; 323; 1994-1986; L4-1.6  
 Mazda; 323; 1995-1993; L4-1.6 (Canada)  
 Mazda; 323; 1991-1990; L4-1.8 (Canada)  
 Mazda; 626; 1995-1993; L4-2.0  
 Mazda; 626; 1987-1982; L4-2.0  
 Mazda; 626; 1992-1988; L4-2.2  
 Mazda; 626; 1995-1993; V6-2.5  
 Mazda; 929; 1995-1986; V6-3.0  
 Mer-Benz; 240D; 1983-1977; L4-2.4 Dsl  
 Mer-Benz; 300CD; 1983-1978; L5-3.0 Dsl  
 Mer-Benz; 300D; 1983-1977; L5-3.0 Dsl  
 Mer-Benz; 300SD; 1983-1978; L5-3.0 Dsl  
 Mer-Benz; 300TD; 1983-1979; L5-3.0 Dsl  
 Merc; Bobcat; 1980-1975; L4-2.3  
 Merc; Bobcat; 1979-1975; V6-171  
 Merc; Capri; 1994-1991; L4-1.6  
 Merc; Capri; 1986-1979; L4-2.3  
 Merc; Capri; 1977-1976; L4-140  
 Merc; Capri; 1982-1979; L6-3.3  
 Merc; Capri; 1979; V6-171  
 Merc; Capri; 1977-1976; V6-171  
 Merc; Capri; 1986-1979; V6-3.8  
 Merc; Capri; 1986-1982; V8-5.0  
 Merc; Colony Park; 1991-1987; V8-5.0  
 Merc; Colony Park; 1974-1971; V8-400  
 Merc; Colony Park; 1973-1971; V8-429  
 Merc; Colony Park; 1974-1973; V8-460  
 Merc; Comet; 1963; L6-144  
 Merc; Comet; 1972-1971; L6-170  
 Merc; Comet; 1964-1963; L6-170  
 Merc; Comet; 1976-1971; L6-200  
 Merc; Comet; 1968-1964; L6-200  
 Merc; Comet; 1976-1971; L6-250  
 Merc; Comet; 1969; L6-250  
 Merc; Comet; 1964-1963; V8-260  
 Merc; Comet; 1967-1964; V8-289  
 Merc; Comet; 1976; V8-302  
 Merc; Comet; 1969; V8-302  
 Merc; Cougar; 1986-1984; L4-2.3  
 Merc; Cougar; 1982-1981; L4-2.3  
 Merc; Cougar; 1981; L6-3.3  
 Merc; Cougar; 1995-1982; V6-3.8  
 Merc; Cougar; 1982-1981; V8-4.2  
 Merc; Cougar; 1995-1994; V8-4.6  
 Merc; Cougar; 1967; V8-289  
 Merc; Cougar; 1979-1977; V8-302  
 Merc; Cougar; 1968; V8-302  
 Merc; Cougar; 1993-1991; V8-5.0  
 Merc; Cougar; 1988-1983; V8-5.0  
 Merc; Cougar; 1981; V8-5.0  
 Merc; Cougar; 1979-1971; V8-351  
 Merc; Cougar; 1967-1974; V8-390  
 Merc; Cougar; 1971; V8-429  
 Merc; Cougar; 1976-1974; V8-460  
 Merc; Cyclone; 1969; V8-302  
 Merc; Cyclone; 1969; V8-351  
 Merc; Grand Marquis; 1982-1981; V8-4.2  
 Merc; Grand Marquis; 1995-1992; V8-4.6  
 Merc; Grand Marquis; 1979; V8-302  
 Merc; Grand Marquis; 1991-1980; V8-5.0  
 Merc; Grand Marquis; 1989-1982; V8-5.8 (Canada)  
 Merc; Grand Marquis; 1979-1978; V8-351  
 Merc; Grand Marquis; 1978-1975; V8-400  
 Merc; Grand Marquis; 1978-1975; V8-460  
 Merc; LN7; 1983-1982; L4-1.6  
 Merc; Lynx; 1985-1981; L4-1.6  
 Merc; Lynx; 1987-1985; L4-1.9  
 Merc; Lynx; 1987-1984; L4-2.0 Dsl  
 Merc; Marauder; 1970-1969; V8-390

## 71206 - Continued

Merc; Marquis; 1986-1983; L4-2.3  
 Merc; Marquis; 1983; L6-3.3  
 Merc; Marquis; 1986-1981; V6-3.8  
 Merc; Marquis; 1979; V8-302  
 Merc; Marquis; 1982-1980; V8-5.0  
 Merc; Marquis; 1985; V8-5.0 (Canada)  
 Merc; Marquis; 1981-1980; V8-5.8  
 Merc; Marquis; 1982; V8-5.8 (Canada)  
 Merc; Marquis; 1979-1978; V8-351  
 Merc; Marquis; 1970-1968; V8-390  
 Merc; Marquis; 1978-1971; V8-400  
 Merc; Marquis; 1967; V8-410  
 Merc; Marquis; 1967; V8-427  
 Merc; Marquis; 1969-1967; V8-428  
 Merc; Marquis; 1973-1969; V8-429  
 Merc; Marquis; 1978-1973; V8-460  
 Merc; Meteor; 1963; L6-170  
 Merc; Meteor; 1963; V8-221  
 Merc; Meteor; 1963; V8-260  
 Merc; Monarch; 1977-1975; L6-200  
 Merc; Monarch; 1980-1975; L6-4.1  
 Merc; Monarch; 1980-1975; V8-4.2  
 Merc; Monarch; 1980; V8-5.0  
 Merc; Monarch; 1977-1975; V8-351  
 Merc; Montclair; 1968; V8-390  
 Merc; Montclair; 1968-1964; V8-428  
 Merc; Montclair; 1967; V8-410  
 Merc; Montclair; 1965-1964; V8-427  
 Merc; Montclair; 1967-1966; V8-428  
 Merc; Montego; 1968; L6-200  
 Merc; Montego; 1974-1969; L6-250  
 Merc; Montego; 1974-1972; V8-302  
 Merc; Montego; 1969-1968; V8-302  
 Merc; Montego; 1976-1972; V8-351  
 Merc; Montego; 1969; V8-351  
 Merc; Montego; 1976-1972; V8-400  
 Merc; Montego; 1976-1973; V8-460  
 Merc; Monterey; 1973-1971; V8-351  
 Merc; Monterey; 1963; V8-406  
 Merc; Monterey; 1967; V8-410  
 Merc; Monterey; 1965-1963; V8-427  
 Merc; Monterey; 1969-1966; V8-428  
 Merc; Monterey; 1973-1969; V8-429  
 Merc; Monterey; 1974-1973; V8-460  
 Merc; Mystique; 1995; L4-2.0  
 Merc; Mystique; 1995; V6-2.5  
 Merc; Park Lane; 1968; V8-390  
 Merc; Park Lane; 1966-1964; V8-390  
 Merc; Park Lane; 1967; V8-410  
 Merc; Park Lane; 1965-1964; V8-427  
 Merc; Park Lane; 1968-1966; V8-428  
 Merc; Topaz; 1986-1984; L4-2.0 Dsl  
 Merc; Topaz; 1989-1984; L4-2.3  
 Merc; Tracer; 1989-1987; L4-1.6  
 Merc; Tracer; 1995-1991; L4-1.8  
 Merc; Tracer; 1995-1991; L4-1.9  
 Merc; Villager; 1995-1993; V6-3.0  
 Merc; Zephyr; 1983-1978; L4-2.3  
 Merc; Zephyr; 1983-1978; L6-3.3  
 Merc; Zephyr; 1982-1978; V8-4.2  
 Merkur; Scorpio; 1989-1985; V6-2.9  
 Mits; Cordia; 1988-1983; L4-1.8  
 Mits; Cordia; 1988-1992; L4-2.0  
 Mits; Eclipse; 1994-1990; L4-1.8  
 Mits; Eclipse; 1995-1990; L4-2.0  
 Mits; Expo; 1994-1992; L4-1.8  
 Mits; Expo; 1995-1989; L4-2.4  
 Mits; Galant; 1995-1994; L4-2.4  
 Mits; Galant; 1987-1985; L4-2.4  
 Mits; Galant; 1988; V6-3.0  
 Mits; Mirage; 1995-1985; L4-1.5  
 Mits; Mirage; 1992-1991; L4-1.6  
 Mits; Mirage; 1989-1985; L4-1.6  
 Mits; Mirage; 1995-1993; L4-1.8  
 Mits; Montero; 1989-1986; L4-2.6  
 Mits; Montero; 1991-1989; V6-3.0  
 Mits; Pickup; 1989-1987; L4-2.0  
 Mits; Pickup; 1995-1987; L4-2.4  
 Mits; Pickup; 1993-1990; V6-3.0  
 Mits; Precis; 1993-1987; L4-1.5  
 Mits; Sigma; 1990-1989; V6-3.0  
 Mits; Starion; 1989-1984; L4-2.6

## 71206 - Continued

Mits; Tredia; 1988-1983; L4-1.8  
 Mits; Tredia; 1988-1984; L4-2.0  
 Mits; Van; 1990-1987; L4-2.4  
 Mits; 3000GT; 1995-1991; V6-3.0  
 Niss; Altima; 1995-1993; L4-2.4  
 Niss; Axxess; 1990; L4-2.4  
 Niss; Axxess; 1994-1991; L4-2.4 (Canada)  
 Niss; Maxima; 1984-1981; L6-2.4  
 Niss; Maxima; 1983-1981; L6-2.8 Dsl  
 Niss; Maxima; 1995-1985; V6-3.0  
 Niss; NX; 1993-1991; L4-1.6  
 Niss; NX; 1993-1991; L4-2.0  
 Niss; Pathfinder; 1987-1988; L4-2.4  
 Niss; Pathfinder; 1995-1987; V6-3.0  
 Niss; Pickup; 1984-1983; L4-2.0  
 Niss; Pickup; 1983-1981; L4-2.2  
 Niss; Pickup; 1983-1981; L4-2.2 Dsl  
 Niss; Pickup; 1995-1983; L4-2.4  
 Niss; Pickup; 1986; L4-2.5 Dsl  
 Niss; Pickup; 1983; L4-2.5 Dsl  
 Niss; Pickup; 1987; L4-2.5 Dsl (Canada)  
 Niss; Pickup; 1995-1986; V6-3.0  
 Niss; Pulsar NX; 1990-1983; L4-1.6  
 Niss; Pulsar NX; 1989-1988; L4-1.8  
 Niss; Quest; 1995-1993; V6-3.0  
 Niss; Sentra; 1983-1982; L4-1.5  
 Niss; Sentra; 1995-1983; L4-1.6  
 Niss; Sentra; 1985-1991; L4-1.7 Dsl  
 Niss; Stanza; 1989-1982; L4-2.0  
 Niss; Stanza; 1992-1990; L4-2.4  
 Niss; Van; 1988-1987; L4-2.4  
 Niss; 200SX; 1995; L4-1.6  
 Niss; 200SX; 1986-1984; L4-1.8  
 Niss; 200SX; 1987; L4-1.8 (Canada)  
 Niss; 200SX; 1995; L4-2.0  
 Niss; 200SX; 1988-1984; L4-2.0  
 Niss; 200SX; 1981-1980; L4-2.0  
 Niss; 200SX; 1983-1982; L4-2.2  
 Niss; 200SX; 1988-1987; V6-3.0  
 Niss; 240SX; 1993-1989; L4-2.4  
 Niss; 300ZX; 1995-1984; V6-3.0  
 Niss; 310; 1982; L4-1.5  
 Niss; 720 Pickup; 1980-1981; L4-2.0  
 Niss; 810; 1981; L6-2.8 Dsl  
 Olds; Custom Cruiser; 1973; V8-350  
 Olds; Custom Cruiser; 1979-1978; V8-350 Dsl  
 Olds; Custom Cruiser; 1975; V8-400  
 Olds; Custom Cruiser; 1979-1978; V8-403  
 Olds; Custom Cruiser; 1976-1971; V8-455  
 Olds; Cutlass; 1976-1975; L6-250  
 Olds; Cutlass; 1971-1967; L6-250  
 Olds; Cutlass; 1979-1977; V6-231  
 Olds; Cutlass; 1979-1975; V8-260  
 Olds; Cutlass; 1979; V8-260 Dsl  
 Olds; Cutlass; 1979-1967; V8-305  
 Olds; Cutlass; 1979; V8-350  
 Olds; Cutlass; 1977-1967; V8-350  
 Olds; Cutlass; 1977-1970; V8-403  
 Olds; Cutlass Cruiser; 1979; V6-231  
 Olds; Delmont 88; 1967-1977; V8-330  
 Olds; Delta 88; 1979-1977; V8-260  
 Olds; Delta 88; 1979; V8-301  
 Olds; Delta 88; 1979-1969; V8-350  
 Olds; Delta 88; 1979-1978; V8-350 Dsl  
 Olds; Delta 88; 1975; V8-400  
 Olds; Delta 88; 1979-1977; V8-403  
 Olds; Delta 88; 1967; V8-425  
 Olds; Delta 88; 1976-1968; V8-455  
 Olds; Eighty Eight; 1966-1965; V8-425  
 Olds; F85; 1971-1961; L6-250  
 Olds; F85; 1967-1964; V8-330  
 Olds; F85; 1972-1968; V8-350  
 Olds; F85; 1966-1965; V8-400  
 Olds; F85; 1972; V8-455  
 Olds; Jetstar I; 1964; V8-330  
 Olds; Jetstar I; 1964-1965; V8-394  
 Olds; Jetstar 88; 1966-1964; V8-330  
 Olds; Ninety Eight; 1979-1977; V8-350  
 Olds; Ninety Eight; 1975; V8-350  
 Olds; Ninety Eight; 1973-1972; V8-350  
 Olds; Ninety Eight; 1979-1978; V8-350 Dsl  
 Olds; Ninety Eight; 1964-1975; V8-394

**SYSTEM  
PUMP &  
GEAR  
IDENT.**

**SYSTEM &  
COM-  
PONENT  
IDENT.**

**PASS.  
CARS**

**LIGHT  
TRUCKS**

**MEDIUM/  
HEAVY  
TRUCKS**

**BUSES**

**HOSE  
NUMER-  
ICAL**

**REPAIR  
KITS**

**KIT  
NUMER-  
ICAL**

**ILLUST-  
RATIONS**



# Numerical Listing - Power Steering Hose Assemblies and End Fittings

|                                      | 71206 - Continued  | 71206 - Continued   | 71206 - Continued  |
|--------------------------------------|--|---|--|
| <b>SYSTEM PUMP &amp; GEAR IDENT.</b> | Olds; Ninety Eight; 1979-1977; V8-403<br>Olds; Ninety Eight; 1967-1968; V8-425<br>Olds; Omega; 1976-1973; L6-250<br>Olds; Omega; 1979-1977; V6-231<br>Olds; Omega; 1977-1975; V8-260<br>Olds; Omega; 1979-1977; V8-305<br>Olds; Omega; 1979-1973; V8-350<br>Olds; Starfire; 1977-1976; L4-140<br>Olds; Starfire; 1979-1975; L4-151<br>Olds; Starfire; 1979-1965; V8-305<br>Olds; Toronado; 1979; V8-350<br>Olds; Toronado; 1979-1977; V8-350 Dsl<br>Olds; Toronado; 1967-1966; V8-425<br>Olds; Toronado; 1976-1968; V8-455<br>Olds; Vista Cruiser; 1975-1970; V8-455<br>Olds; 442; 1969-1968; V8-400<br>Olds; 442; 1971-1977; V8-455<br>Peug; 505; 1987-1982; L4-2.0<br>Peug; 505; 1980; L4-2.0<br>Peug; 505; 1990-1985; L4-2.2<br>Peug; 505; 1985-1980; L4-2.3 Dsl<br>Peug; 505; 1985; L4-2.5 Dsl<br>Peug; 505; 1989-1987; V6-2.8<br>Peug; 604; 1984-1982; L4-2.3 Dsl<br>Peug; 604; 1978-1977; V6-163<br>Peug; 604; 1981; V6-2.8 (Canada)<br>Peug; 604; 1979; V6-174<br>Ply; Acclaim; 1995-1989; L4-2.5<br>Ply; Acclaim; 1995-1989; V6-3.0<br>Ply; Arrow Pickup; 1982-1980; L4-2.0<br>Ply; B Van; 1983-1974; L6-3.7<br>Ply; B Van; 1983-1974; V8-5.2<br>Ply; B Van; 1983-1974; V8-5.9<br>Ply; B Van; 1978-1976; V8-400<br>Ply; B Van; 1978-1976; V8-440<br>Ply; Barracuda; 1971-1967; L6-198<br>Ply; Barracuda; 1967; V8-273<br>Ply; Barracuda; 1974-1968; V8-318<br>Ply; Barracuda; 1973-1968; V8-340<br>Ply; Barracuda; 1974; V8-360<br>Ply; Barracuda; 1971-1967; V8-383<br>Ply; Barracuda; 1971-1970; V8-426<br>Ply; Belvedere; 1970-1965; L6-225<br>Ply; Belvedere; 1970-1965; V8-318<br>Ply; Belvedere; 1970-1965; V8-383<br>Ply; Belvedere; 1969; V8-426<br>Ply; Belvedere; 1967-1965; V8-426<br>Ply; Belvedere; 1969; V8-440<br>Ply; Belvedere; 1967-1983; V8-440<br>Ply; Caravelle; 1988-1983; L4-2.5<br>Ply; Caravelle; 1983-1978; L6-3.7 (Canada)<br>Ply; Caravelle; 1988-1982; V8-5.2 (Canada)<br>Ply; Caravelle; 1980-1989; V8-5.2 (Canada)<br>Ply; Colt; 1994-1985; L4-1.5<br>Ply; Colt; 1990-1985; L4-1.6<br>Ply; Colt; 1994-1992; L4-1.8<br>Ply; Colt; 1990-1989; L4-1.8<br>Ply; Colt; 1991-1984; L4-2.0<br>Ply; Colt; 1994-1992; L4-2.4<br>Ply; Conquest; 1986-1984; L4-2.6<br>Ply; Duster; 1974-1970; L6-198<br>Ply; Duster; 1976-1970; L6-225<br>Ply; Duster; 1976-1970; V8-318<br>Ply; Duster; 1973-1970; V8-340<br>Ply; Duster; 1976-1974; V8-360<br>Ply; Expo; 1989-1987; L4-2.2 (Canada)<br>Ply; Fury; 1978-1975; L6-225<br>Ply; Fury; 1972-1967; L6-225<br>Ply; Fury; 1967-1975; V8-273<br>Ply; Fury; 1973-1971; V8-318<br>Ply; Fury; 1971-1972; V8-383<br>Ply; Fury; 1978-1977; V8-440<br>Ply; Fury; 1975-1967; V8-440<br>Ply; Gran Fury; 1983-1980; L6-3.7<br>Ply; Gran Fury; 1989-1980; V8-5.2<br>Ply; Gran Fury; 1977-1975; V8-318<br>Ply; Gran Fury; 1980; V8-5.9<br>Ply; Gran Fury; 1977-1975; V8-360<br>Ply; Gran Fury; 1977-1975; V8-400<br>Ply; Gran Fury; 1977-1975; V8-440<br>Ply; Grand Voyager; 1995-1992; V6-3.0<br>Ply; Grand Voyager; 1995-1991; V6-3.3 | Ply; Grand Voyager; 1995-1994; V6-3.8<br>Ply; Horizon; 1986-1983; L4-1.6<br>Ply; Horizon; 1983-1978; L4-1.7<br>Ply; Horizon; 1990-1981; L4-2.2<br>Ply; Laser; 1994-1981; L4-2.0<br>Ply; Reliant; 1989-1981; L4-2.5<br>Ply; Road Runner; 1974-1972; V8-318<br>Ply; Road Runner; 1974; V8-360<br>Ply; Road Runner; 1971; V8-383<br>Ply; Road Runner; 1974-1971; V8-400<br>Ply; Road Runner; 1974-1971; V8-440<br>Ply; Sapporo; 1979-1978; L4-98<br>Ply; Satellite; 1974-1968; L6-225<br>Ply; Satellite; 1968-1965; V8-273<br>Ply; Satellite; 1974-1965; V8-318<br>Ply; Satellite; 1972; V8-340<br>Ply; Satellite; 1974; V8-360<br>Ply; Satellite; 1966-1965; V8-361<br>Ply; Satellite; 1971-1965; V8-383<br>Ply; Satellite; 1974-1965; V8-400<br>Ply; Satellite; 1974-1968; V8-440<br>Ply; Scamp; 1974-1971; L6-198<br>Ply; Scamp; 1976-1971; L6-225<br>Ply; Scamp; 1976-1971; V8-318<br>Ply; Scamp Pickup; 1983-1987; L4-2.2<br>Ply; Sundance; 1994-1988; L4-2.5<br>Ply; Sundance; 1994-1992; V6-3.0<br>Ply; Trailduster; 1980-1974; L6-3.7<br>Ply; Trailduster; 1981-1974; V8-5.2<br>Ply; Trailduster; 1981-1974; V8-5.9<br>Ply; Trailduster; 1978-1976; V8-400<br>Ply; Trailduster; 1974; V8-400<br>Ply; Trailduster; 1978-1974; V8-440<br>Ply; Valiant; 1969-1967; L6-170<br>Ply; Valiant; 1974-1970; L6-198<br>Ply; Valiant; 1976-1967; L6-225<br>Ply; Valiant; 1969-1967; V8-273<br>Ply; Valiant; 1976-1968; V8-318<br>Ply; Valiant; 1976; V8-360<br>Ply; Valiant; 1974; V8-360<br>Ply; Volare; 1980-1976; L6-3.7<br>Ply; Volare; 1980-1976; V8-5.2<br>Ply; Volare; 1979-1976; V8-360<br>Ply; Voyager; 1995-1991; L4-2.5<br>Ply; Voyager; 1995-1991; V6-3.0<br>Ply; Voyager; 1995-1991; V6-3.3<br>Pont; Astre; 1977-1973; L4-140<br>Pont; Astre; 1977; L4-151<br>Pont; Bonneville; 1979-1977; V8-301<br>Pont; Bonneville; 1977; V8-305<br>Pont; Bonneville; 1979-1959; V8-350<br>Pont; Bonneville; 1978-1967; V8-400<br>Pont; Bonneville; 1979-1963; V8-403<br>Pont; Bonneville; 1969-1967; V8-428<br>Pont; Bonneville; 1976-1970; V8-455<br>Pont; Catalina; 1979-1977; V6-231<br>Pont; Catalina; 1979-1977; V8-301<br>Pont; Catalina; 1977; V8-305<br>Pont; Catalina; 1979-1976; V8-305 (Canada)<br>Pont; Catalina; 1973-1970; V8-350<br>Pont; Catalina; 1975; V8-350 (Canada)<br>Pont; Catalina; 1966-1959; V8-389<br>Pont; Catalina; 1978-1967; V8-400<br>Pont; Catalina; 1979-1961; V8-403<br>Pont; Catalina; 1969-1967; V8-428<br>Pont; Catalina; 1976-1970; V8-455<br>Pont; Executive; 1970; V8-350<br>Pont; Executive; 1967; V8-389<br>Pont; Executive; 1970-1967; V8-400<br>Pont; Executive; 1969-1967; V8-428<br>Pont; Executive; 1970; V8-455<br>Pont; Firebird; 1967; L6-230<br>Pont; Firebird; 1976-1977; L6-250<br>Pont; Firebird; 1979; V8-301<br>Pont; Firebird; 1979-1977; V8-305<br>Pont; Firebird; 1967; V8-326<br>Pont; Firebird; 1979-1967; V8-350<br>Pont; Firebird; 1979-1978; V8-403<br>Pont; Firebird; 1976-1971; V8-455<br>Pont; Grand Am; 1979; V6-231<br>Pont; Grand Am; 1979-1978; V8-301<br>Pont; Grand Am; 1979; V8-350 | Pont; Grand Am; 1973; V8-350<br>Pont; Grand Am; 1975-1973; V8-400<br>Pont; Grand Am; 1975-1973; V8-455<br>Pont; Grand Lemans; 1976-1975; L6-250<br>Pont; Grand Lemans; 1977; L6-250 (Canada)<br>Pont; Grand Lemans; 1979-1976; V6-231<br>Pont; Grand Lemans; 1979; V8-301<br>Pont; Grand Lemans; 1977; V8-301<br>Pont; Grand Lemans; 1979-1976; V8-305<br>Pont; Grand Lemans; 1979-1975; V8-350<br>Pont; Grand Lemans; 1977-1975; V8-400<br>Pont; Grand Lemans; 1977-1975; V8-403<br>Pont; Grand Prix; 1979-1977; V6-231<br>Pont; Grand Prix; 1979-1976; V8-305<br>Pont; Grand Prix; 1966-1962; V8-389<br>Pont; Grand Prix; 1977-1967; V8-400<br>Pont; Grand Prix; 1977-1963; V8-403<br>Pont; Grand Prix; 1969-1967; V8-428<br>Pont; Grand Prix; 1976-1970; V8-455<br>Pont; Grand Safari; 1978-1977; V8-301<br>Pont; Grand Safari; 1977-1978; V8-305<br>Pont; Grand Safari; 1978-1971; V8-350<br>Pont; Grand Safari; 1978-1971; V8-403<br>Pont; Grandville; 1975; V8-400<br>Pont; Grandville; 1973; V8-400<br>Pont; Grandville; 1971; V8-400<br>Pont; Grandville; 1975-1971; V8-455<br>Pont; GTO; 1966; V8-389<br>Pont; GTO; 1970-1967; V8-400<br>Pont; GTO; 1970; V8-455<br>Pont; Laurentian; 1969; L6-250 (Canada)<br>Pont; Laurentian; 1979-1977; V8-305 (Canada)<br>Pont; Laurentian; 1969; V8-327 (Canada)<br>Pont; Laurentian; 1979-1969; V8-350 (Canada)<br>Pont; Laurentian; 1969; V8-396 (Canada)<br>Pont; Laurentian; 1976-1974; V8-400 (Canada)<br>Pont; Laurentian; 1970; V8-400 (Canada)<br>Pont; Laurentian; 1976-1974; V8-455 (Canada)<br>Pont; Lemans; 1976-1970; L6-250<br>Pont; Lemans; 1977; L6-250 (Canada)<br>Pont; Lemans; 1979-1976; V6-200 (Canada)<br>Pont; Lemans; 1979; V8-267 (Canada)<br>Pont; Lemans; 1979-1977; V8-301<br>Pont; Lemans; 1979-1976; V8-305<br>Pont; Lemans; 1979-1970; V8-350<br>Pont; Lemans; 1977-1970; V8-400<br>Pont; Lemans; 1977-1976; V8-403<br>Pont; Lemans; 1974-1971; V8-455<br>Pont; Parisienne; 1962-1961; L6-(Canada)<br>Pont; Parisienne; 1965-1963; L6-230 (Canada)<br>Pont; Parisienne; 1979-1977; L6-250 (Canada)<br>Pont; Parisienne; 1972-1961; L6-250 (Canada)<br>Pont; Parisienne; 1979-1977; V8-305 (Canada)<br>Pont; Parisienne; 1969-1961; V8-327 (Canada)<br>Pont; Parisienne; 1961; V8-348 (Canada)<br>Pont; Parisienne; 1979-1969; V8-350 (Canada)<br>Pont; Parisienne; 1969-1966; V8-396 (Canada)<br>Pont; Parisienne; 1976-1974; V8-400 (Canada)<br>Pont; Parisienne; 1970; V8-400 (Canada)<br>Pont; Parisienne; 1970; V8-400 (Canada)<br>Pont; Parisienne; 1965-1964; V8-409 (Canada)<br>Pont; Parisienne; 1969-1966; V8-427 (Canada)<br>Pont; Parisienne; 1970; V8-454 (Canada)<br>Pont; Parisienne; 1976-1974; V8-455 (Canada)<br>Pont; Phoenix; 1978-1977; L4-151<br>Pont; Phoenix; 1979-1977; V6-231<br>Pont; Phoenix; 1977; V8-301<br>Pont; Phoenix; 1979-1977; V8-305<br>Pont; Phoenix; 1979-1959; V8-350<br>Pont; Star Chief; 1966-1963; V8-421<br>Pont; Sunbird; 1977-1976; L4-140<br>Pont; Sunbird; 1979-1977; L4-151<br>Pont; Sunbird; 1979-1976; V6-231<br>Pont; Sunbird; 1979-1978; V8-305<br>Pont; Tempest; 1965-1964; L6-215<br>Pont; Tempest; 1967-1966; L6-230<br>Pont; Tempest; 1970-1964; L6-250<br>Pont; Tempest; 1970-1968; V8-350<br>Pont; Tempest; 1965-1964; V8-389<br>Pont; Tempest; 1970; V8-400<br>Pont; Ventura; 1977-1973; L4-151<br>Pont; Ventura; 1977-1975; V6-231<br>Pont; Ventura; 1977; V8-301 |
| <b>SYSTEM &amp; COMPONENT IDENT.</b> |  |   |  |
| <b>PASS. CARS</b>                    |  |   |  |
| <b>LIGHT TRUCKS</b>                  |  |   |  |
| <b>MEDIUM/HEAVY TRUCKS</b>           |  |   |  |
| <b>BUSES</b>                         |  |   |  |
| <b>HOSE NUMERICAL</b>                |  |   |  |
| <b>REPAIR KITS</b>                   |  |   |  |
| <b>KIT NUMERICAL</b>                 |  |   |  |
| <b>ILLUSTRATIONS</b>                 |  |   |  |

# Numerical Listing - Power Steering Hose Assemblies and End Fittings

## 71206 - Continued

Pont; Ventura; 1977; V8-305  
 Pont; Ventura; 1977-1973; V8-350  
 Rambler; Ambassador; 1965; V8-287  
 Rambler; Ambassador; 1965-1961; V8-327  
 Rambler; American; 1965-1962; L6-196  
 Rambler; American; 1965; L6-232  
 Rambler; Marlin; 1965; V8-287  
 Rambler; Marlin; 1965; V8-327  
 Rambler; Rambler Classic; 1965; V8-287  
 Renault; Alliance; 1987-1983; L4-1.4  
 Renault; Alliance; 1987-1985; L4-1.7  
 Renault; Alliance; 1987-1984; L4-2.0  
 Renault; Encore; 1986-1982; L4-1.7  
 Renault; Fuego; 1985-1984; L4-2.2  
 Renault; 18i; 1983-1981; L4-1.6  
 Subaru; Impreza; 1995-1993; L4-1.8  
 Subaru; Impreza; 1995; L4-2.2  
 Subaru; Legacy; 1995-1990; L4-2.2  
 Subaru; SVX; 1995-1992; L6-3.3  
 Toy.; Avalon; 1995; V6-3.0  
 Toy.; Camry; 1985-1984; L4-1.8 Dsl  
 Toy.; Camry; 1991-1983; L4-2.0  
 Toy.; Camry; 1986; L4-2.0 Dsl  
 Toy.; Camry; 1995-1988; L4-2.2  
 Toy.; Camry; 1995-1990; V6-3.0  
 Toy.; Celica; 1995-1986; L4-1.8  
 Toy.; Celica; 1995-1990; L4-2.2  
 Toy.; Celica; 1980-1978; L4-2.2  
 Toy.; Celica; 1985-1981; L4-2.4  
 Toy.; Celica; 1985-1981; L6-2.8  
 Toy.; Corolla; 1995-1983; L4-1.6  
 Toy.; Corolla; 1995-1980; L4-1.8  
 Toy.; Corolla; 1985-1984; L4-1.8 Dsl  
 Toy.; Corona; 1980-1978; L4-2.2  
 Toy.; Corona; 1982-1978; L4-2.4  
 Toy.; Cressida; 1988-1989; L6-2.8  
 Toy.; Land Cruiser; 1987-1982; L4-3.4 Dsl (Canada)  
 Toy.; Land Cruiser; 1992-1982; L6-4.0  
 Toy.; Land Cruiser; 1995-1993; L6-4.5  
 Toy.; MR2; 1995-1991; L4-2.0  
 Toy.; MR2; 1995-1991; L4-2.2  
 Toy.; Paseo; 1995-1992; L4-1.5  
 Toy.; Pickup; 1980; L4-2.2  
 Toy.; Pickup; 1983-1981; L4-2.2 Dsl  
 Toy.; Pickup; 1979-1978; L4-134  
 Toy.; Pickup; 1995-1981; L4-2.4  
 Toy.; Pickup; 1986-1988; L4-2.4 Dsl  
 Toy.; Previa; 1995-1991; L4-2.4  
 Toy.; Supra; 1995-1986; L6-3.0  
 Toy.; T100; 1995-1994; L4-2.7  
 Toy.; T100; 1994-1993; V6-3.0  
 Toy.; T100; 1995; V6-3.4  
 Toy.; Tacoma; 1995; L4-2.4  
 Toy.; Tacoma; 1995; L4-2.7  
 Toy.; Tacoma; 1995; V6-3.4  
 Toy.; Tercel; 1995-1983; L4-1.5  
 Toy.; Van; 1985-1984; L4-2.0  
 Toy.; Van; 1989-1986; L4-2.2  
 Toy.; 4 Runner; 1995-1988; L4-2.4  
 VW; Corrado; 1992-1990; L4-1.8  
 VW; Corrado; 1994-1992; V6-2.8  
 VW; Jetta; 1984-1982; L4-1.6 Dsl  
 VW; Jetta; 1984-1982; L4-1.7  
 VW; Jetta; 1984-1982; L4-1.8  
 VW; Quantum; 1985; L4-1.8  
 VW; Quantum; 1988-1981; L5-2.2  
 VW; Rabbit; 1984-1981; L4-1.7  
 VW; Rabbit; 1984-1983; L4-1.8  
 VW; Rabbit Pickup; 1983-1981; L4-1.6 Dsl  
 VW; Rabbit Pickup; 1983-1981; L4-1.7  
 VW; Scirocco; 1983; L4-1.7  
 VW; Vanagon; 1985-1984; L4-1.9  
 VW; Vanagon; 1992-1986; L4-2.1  
 Volvo; 240; 1985-1982; L4-2.1  
 Volvo; 240; 1979-1978; L4-130  
 Volvo; 240; 1990-1982; L4-2.3  
 Volvo; 240; 1985-1980; L6-2.4 Dsl  
 Volvo; 260; 1982-1980; V6-2.8  
 Volvo; 740; 1990-1986; L4-2.3  
 Volvo; 740; 1986-1983; L6-2.4 Dsl  
 Volvo; 760; 1990-1983; V6-2.8

## 71206 - Continued

Volvo; 780; 1990-1987; V6-2.8  
 Volvo; 960; 1995-1992; L6-2.9  
 Chev; Bison; 1980-1979; Cat 3406 Dsl  
 Chev; Bruin; 1980-1979; Cat 3208 Dsl  
 Chev; Bruin; 1979-1969; GM V8-427  
 Chev; C40; 1969; GM L6-230  
 Chev; C40; 1962-1960; GM L6-235  
 Chev; C40; 1972-1969; GM L6-250  
 Chev; C40; 1962-1960; GM L6-261  
 Chev; C40; 1962-1960; GM V8-283  
 Chev; C40; 1972-1969; GM V8-307  
 Chev; C40; 1962; GM V8-327  
 Chev; C40; 1972-1969; GM V8-350  
 Chev; C50; 1967-1960; GM L6-230  
 Chev; C50; 1978-1960; GM L6-250  
 Chev; C50; 1978-1960; GM L6-292  
 Chev; C50; 1973-1970; GM V8-307  
 Chev; C50; 1968; GM V8-307  
 Chev; C50; 1968-1962; GM V8-327  
 Chev; C50; 1978-1969; GM V8-350  
 Chev; C50; 1978-1966; GM V8-366  
 Chev; C50; 1978-1969; GM V8-427  
 Chev; C50; 1966; GM V8-427  
 Chev; C50; 1978-1960; GM V8-454  
 Chev; C60; 1962-1960; GM L6-261  
 Chev; C60; 1973; GM V-6 432  
 Chev; C60; 1973; GM V-6 478  
 Chev; C60; 1968-1960; GM V8-283  
 Chev; C60; 1973-1970; GM V8-307  
 Chev; C60; 1968; GM V8-307  
 Chev; C60; 1968-1962; GM V8-327  
 Chev; C60; 1965-1960; GM V8-348  
 Chev; C60; 1978-1969; GM V8-350  
 Chev; C60; 1978-1960; GM V8-366  
 Chev; C60; 1978-1969; GM V8-427  
 Chev; C60; 1966; GM V8-427  
 Chev; C60; 1978-1973; GM V8-454  
 Chev; C70; 1980-1979; Cat 3208 Dsl  
 Chev; C70; 1979-1980; GM V8-366  
 Chev; CD50; 1970-1967; DetrDsl 4-53  
 Chev; CD60; 1970-1967; DetrDsl 4-53  
 Chev; CE40; 1962-1960; GM V8-283  
 Chev; CE40; 1972-1970; GM V8-307  
 Chev; CE40; 1962; GM V8-327  
 Chev; CE40; 1972-1960; GM V8-350  
 Chev; CE50; 1972-1970; GM V8-307  
 Chev; CE50; 1968; GM V8-307  
 Chev; CE50; 1968-1962; GM V8-327  
 Chev; CE50; 1972-1960; GM V8-350  
 Chev; CE60; 1972-1970; GM V8-307  
 Chev; CE60; 1968; GM V8-307  
 Chev; CE60; 1968-1962; GM V8-327  
 Chev; CE60; 1972-1969; GM V8-350  
 Chev; CE60; 1975; GM V8-427  
 Chev; CG50; 1969-1967; GM D478 Dsl  
 Chev; CG50; 1969-1967; GM DH478 Dsl  
 Chev; CG60; 1969-1967; GM D478 Dsl  
 Chev; CG60; 1969-1967; GM DH478 Dsl  
 Chev; CM60; 1972-1970; GM V-6 401  
 Chev; CM60; 1972-1970; GM V-6 432  
 Chev; CM60; 1972-1967; GM V-6 478  
 Chev; D50; 1966-1964; DetrDsl 4-53  
 Chev; H70; 1977-1973; DetrDsl 6V-53  
 Chev; HE90; 1971; GM V8-637  
 Chev; HJ70; 1971-1970; GM D637 Dsl  
 Chev; HV70; 1972-1970; DetrDsl 6V-53  
 Chev; J70; 1977-1973; DetrDsl 6V-53  
 Chev; J80; 1977-1973; DetrDsl 6V-53  
 Chev; JE90; 1971; GM V8-637  
 Chev; JJ70; 1971-1970; GM D637 Dsl  
 Chev; JV70; 1972-1970; DetrDsl 6V-53  
 Chev; JV80; 1972-1970; DetrDsl 6V-53  
 Chev; L50; 1965-1963; GM V8-283  
 Chev; L50; 1965-1963; GM V8-327  
 Chev; L60; 1965-1963; GM V8-283  
 Chev; L60; 1965-1963; GM V8-327  
 Chev; M65; 1978-1973; GM V8-366  
 Chev; M65; 1978-1973; GM V8-427  
 Chev; M65; 1978-1973; GM V8-454  
 Chev; MB60; 1969; GM D478 Dsl  
 Chev; MB60; 1969; GM DH478 Dsl  
 Chev; P30; 1979-1967; GM L6-292

## 71206 - Continued

Chev; P50; 1967; GM L6-292  
 Chev; T40; 1967-1963; GM L6-230  
 Chev; T40; 1968-1963; GM L6-250  
 Chev; T40; 1972-1963; GM L6-292  
 Chev; T50; 1973; GM D478 Dsl  
 Chev; T50; 1973-1963; GM DH478 Dsl  
 Chev; T50; 1968-1963; GM V8-283  
 Chev; T50; 1968; GM V8-307  
 Chev; T50; 1968-1963; GM V8-327  
 Chev; T50; 1972-1970; GM V8-350  
 Chev; T50; 1973-1966; GM V8-366  
 Chev; T50; 1973-1966; GM V8-427  
 Chev; T50; 1968-1966; GM V8-454  
 Chev; T60; 1975; GM D478 Dsl  
 Chev; T60; 1973; GM D478 Dsl  
 Chev; T60; 1975; GM DH478 Dsl  
 Chev; T60; 1973-1963; GM DH478 Dsl  
 Chev; T60; 1968-1963; GM V8-283  
 Chev; T60; 1978-1976; GM V8-305  
 Chev; T60; 1973; GM V8-307  
 Chev; T60; 1968; GM V8-307  
 Chev; T60; 1968-1963; GM V8-327  
 Chev; T60; 1965-1963; GM V8-348  
 Chev; T60; 1978-1970; GM V8-350  
 Chev; T60; 1978-1963; GM V8-366  
 Chev; T60; 1978-1966; GM V8-427  
 Chev; T60; 1976; GM V8-454  
 Chev; T60; 1968-1966; GM V8-454  
 Chev; T65; 1974; GM V-6 305  
 Chev; T65; 1974; GM V-6 351  
 Chev; T65; 1974; GM V-6 379  
 Chev; T65; 1978-1974; GM V8-366  
 Chev; T65; 1978-1974; GM V8-427  
 Chev; T65; 1976; GM V8-454  
 Chev; TD50; 1969; DetrDsl 4-53  
 Chev; TD60; 1969-1963; DetrDsl 4-53  
 Chev; TE50; 1968; GM V8-307  
 Chev; TE50; 1968-1963; GM V8-327  
 Chev; TE50; 1972-1970; GM V8-350  
 Chev; TE50; 1972-1970; GM V8-366  
 Chev; TE60; 1966-1963; GM V8-283  
 Chev; TE60; 1966-1963; GM V8-327  
 Chev; TE60; 1972-1970; GM V8-366  
 Chev; TE65; 1972-1966; GM V8-366  
 Chev; TE65; 1972-1966; GM V8-427  
 Chev; TE65; 1968-1966; GM V8-454  
 Chev; TG50; 1972-1967; GM D478 Dsl  
 Chev; TG50; 1972-1967; GM DH478 Dsl  
 Chev; TG60; 1972-1967; GM D478 Dsl  
 Chev; TG60; 1972-1967; GM DH478 Dsl  
 Chev; Titan; 1980-1979; Cat 3406 Dsl  
 Chev; TM65; 1972-1970; GM V-6 305  
 Chev; TM65; 1972-1970; GM V-6 351  
 Chev; TM65; 1972-1970; GM V-6 379  
 Chev; TV70; 1968-1966; DetrDsl 6V-53  
 Chev; W6; 1980; GM V8-5.7  
 Chev; W6; 1980; GM V8-6.0  
 Chev; W7; 1980; GM V8-6.0  
 Chev; W7; 1980; GM V8-7.0  
 Chev; W70; 1968-1966; DetrDsl 6V-53  
 Chev; Y80; 1966; DetrDsl 6V-53  
 Dodge; D400; 1976-1975; Dodge V8-318  
 Dodge; W500; 1976-1975; Dodge V8-318  
 Ford; E350; 1989; V8-5.8  
 Ford; E350; 1989; V8-7.5  
 Ford; F Super Duty; 1995; V8-7.3 Dsl  
 Ford; F Super Duty; 1995; V8-7.5  
 Ford; F Super Duty; 1989-1988; V8-7.5  
 GMC; Astro; 1980-1979; Cat 3406 Dsl  
 GMC; Astro; 1981-1979; DetrDsl 6-71  
 GMC; Astro; 1983-1979; DetrDsl 6V-92  
 GMC; Astro; 1983-1979; DetrDsl 8V-71  
 GMC; Astro; 1983-1979; DetrDsl 8V-92  
 GMC; Brigadier; 1983-1979; DetrDsl 6-71  
 GMC; Brigadier; 1983-1979; DetrDsl 6V-53  
 GMC; Brigadier; 1983-1979; DetrDsl 6V-92  
 GMC; Brigadier; 1981-1979; DetrDsl 8V-71  
 GMC; Brigadier; 1979-1969; V8-427  
 GMC; C5000; 1987-1985; V8-5.7  
 GMC; C6000; 1985-1983; DetrDsl V8-8.2  
 GMC; C6000; 1987-1985; V8-5.7  
 GMC; C6000; 1987; V8-6.0

**SYSTEM  
PUMP &  
GEAR  
IDENT.**

**SYSTEM &  
COM-  
PONENT  
IDENT.**

**PASS.  
CARS**

**LIGHT  
TRUCKS**

**MEDIUM/  
HEAVY  
TRUCKS**

**BUSES**

**HOSE  
NUMER-  
ICAL**

**REPAIR  
KITS**

**KIT  
NUMER-  
ICAL**

**ILLUSTRATIONS**

# Numerical Listing - Power Steering Hose Assemblies and End Fittings

|                                      | 71206 - Continued  | 71206 - Continued   | 71206 - Continued  |
|--------------------------------------|--|---|--|
| <b>SYSTEM PUMP &amp; GEAR IDENT.</b> | GMC; C7000; 1985; DetrDsl V8-8.2<br>GMC; C7000; 1983; DetrDsl V8-8.2<br>GMC; C7000; 1987; V8-6.0<br>GMC; C7000; 1987; V8-7.0<br>GMC; CD6500; 1977; DetrDsl 4-53<br>GMC; CE4500; 1968-1967; V8-283<br>GMC; CE4500; 1962-1960; V8-283<br>GMC; CE4500; 1972-1970; V8-307<br>GMC; CE4500; 1968; V8-307<br>GMC; CE4500; 1968-1967; V8-327<br>GMC; CE4500; 1962; V8-327<br>GMC; CE4500; 1972-1960; V8-350<br>GMC; CE5000; 1977; V8-305<br>GMC; CE5000; 1973-1970; V8-307<br>GMC; CE5000; 1968-1960; V8-307<br>GMC; CE5000; 1968-1962; V8-327<br>GMC; CE5000; 1977-1975; V8-350<br>GMC; CE5000; 1973-1968; V8-350<br>GMC; CE5500; 1972-1970; V8-307<br>GMC; CE5500; 1972-1969; V8-350<br>GMC; CE5500; 1972-1966; V8-366<br>GMC; CE5500; 1972-1966; V8-427<br>GMC; CE5500; 1968-1966; V8-454<br>GMC; CE6000; 1968-1960; V8-283<br>GMC; CE6000; 1973-1970; V8-307<br>GMC; CE6000; 1968-1960; V8-307<br>GMC; CE6000; 1968-1960; V8-327<br>GMC; CE6000; 1977-1969; V8-350<br>GMC; CE6000; 1977-1967; V8-366<br>GMC; CE6000; 1977-1967; V8-427<br>GMC; CE6000; 1977-1973; V8-454<br>GMC; CE6000; 1968-1967; V8-454<br>GMC; CE6500; 1977-1973; V8-366<br>GMC; CE6500; 1977-1973; V8-427<br>GMC; CE6500; 1977-1966; V8-454<br>GMC; CG5500; 1972-1970; GMC D478 Dsl<br>GMC; CG5500; 1972-1970; GMC DH478 Dsl<br>GMC; CG6000; 1975-1973; GMC D478 Dsl<br>GMC; CG6000; 1975-1973; GMC DH478 Dsl<br>GMC; CH9500; 1970-1966; DetrDsl 8V-71<br>GMC; CI9500; 1971-1966; DetrDsl 6-71N<br>GMC; CM5500; 1974-1970; V-6 305<br>GMC; CM5500; 1974-1970; V-6 351<br>GMC; CM5500; 1974-1970; V-6 379<br>GMC; CM6500; 1975-1970; V-6 305<br>GMC; CM6500; 1975-1970; V-6 351<br>GMC; CM6500; 1975-1970; V-6 379<br>GMC; CM6500; 1974-1970; V-6 401<br>GMC; CM6500; 1974-1970; V-6 432<br>GMC; CM6500; 1974-1970; V-6 478<br>GMC; CS4500; 1977-1967; L6-230<br>GMC; CS4500; 1977-1967; L6-250<br>GMC; CS5000; 1977-1967; L6-292<br>GMC; CS5500; 1977-1963; L6-230<br>GMC; CS5500; 1977-1963; L6-250<br>GMC; CS6000; 1977-1967; L6-292<br>GMC; DE9500; 1972-1967; V8-637<br>GMC; EG5500; 1969-1967; GMC D478 Dsl<br>GMC; EG5500; 1969-1967; GMC DH478 Dsl<br>GMC; EG6500; 1969-1967; GMC D478 Dsl<br>GMC; EG6500; 1969-1967; GMC DH478 Dsl<br>GMC; EM4500; 1969-1967; V-6 305<br>GMC; EM4500; 1969-1967; V-6 351<br>GMC; EM4500; 1969-1967; V-6 379<br>GMC; EM5500; 1969-1967; V-6 305<br>GMC; EM5500; 1969-1967; V-6 351<br>GMC; EM5500; 1969-1967; V-6 379<br>GMC; EM6500; 1969-1967; V-6 305<br>GMC; EM6500; 1969-1967; V-6 351<br>GMC; EM6500; 1969-1967; V-6 379<br>GMC; ES4500; 1969-1967; L6-230<br>GMC; ES4500; 1969-1967; L6-250<br>GMC; FE9500; 1972-1966; V8-637<br>GMC; General; 1983-1979; DetrDsl 6-71<br>GMC; General; 1983-1979; DetrDsl 6V-92<br>GMC; General; 1983-1979; DetrDsl 8V-71<br>GMC; General; 1983-1979; DetrDsl 8V-92<br>GMC; HE9500; 1972-1966; V8-637<br>GMC; HI9500; 1966; DetrDsl 6-71<br>GMC; HI9500; 1972-1966; DetrDsl 6-71N<br>GMC; HJ7500; 1969-1967; GMC D637 Dsl<br>GMC; HJ7500; 1969-1967; GMC DH637 Dsl | GMC; HJ9500; 1969-1966; GMC D637 Dsl<br>GMC; HJ9500; 1969-1966; GMC DH637 Dsl<br>GMC; HM7500; 1971-1966; V-6 305<br>GMC; HM7500; 1971-1966; V-6 351<br>GMC; HM7500; 1971-1966; V-6 379<br>GMC; HM7500; 1971-1966; V-6 401<br>GMC; HM7500; 1971-1966; V-6 432<br>GMC; HM7500; 1971-1966; V-6 478<br>GMC; HM8500; 1970-1966; V-6 305<br>GMC; HM8500; 1970-1966; V-6 351<br>GMC; HM8500; 1970-1966; V-6 379<br>GMC; HM8500; 1971-1966; V-6 401<br>GMC; HM8500; 1971-1966; V-6 432<br>GMC; HM8500; 1971-1966; V-6 478<br>GMC; JE9500; 1972-1966; V8-637<br>GMC; JI9500; 1969-1968; DetrDsl 6-71<br>GMC; JI9500; 1972-1966; DetrDsl 6-71N<br>GMC; JJ7500; 1969-1967; GMC D637 Dsl<br>GMC; JJ7500; 1969-1967; GMC DH637 Dsl<br>GMC; JJ9500; 1969-1966; GMC D637 Dsl<br>GMC; JJ9500; 1969-1966; GMC DH637 Dsl<br>GMC; JM7500; 1970-1966; V-6 305<br>GMC; JM7500; 1970-1966; V-6 351<br>GMC; JM7500; 1970-1966; V-6 379<br>GMC; JM7500; 1971-1966; V-6 401<br>GMC; JM7500; 1971-1966; V-6 432<br>GMC; JM8500; 1971-1966; V-6 401<br>GMC; JM8500; 1971-1966; V-6 432<br>GMC; JM8500; 1971-1966; V-6 478<br>GMC; JN7500; 1968-1966; DetrDsl 6V-53<br>GMC; JN8500; 1968-1966; DetrDsl 6V-53<br>GMC; M6500; 1978; V8-366<br>GMC; M6500; 1978; V8-427<br>GMC; M6500; 1978-1973; V8-454<br>GMC; ME6500; 1977-1973; V8-427<br>GMC; ME6500; 1977-1970; V8-454<br>GMC; ME9500; 1968-1966; V8-637<br>GMC; MI9500; 1972-1966; DetrDsl 6-71N<br>GMC; MM6500; 1974-1970; V-6 401<br>GMC; MM6500; 1974-1970; V-6 432<br>GMC; MM6500; 1974-1970; V-6 478<br>GMC; P3500; 1979-1978; L6-292<br>GMC; T6000; 1966-1963; V8-283<br>GMC; T6000; 1973; V8-307<br>GMC; T6000; 1966-1963; V8-327<br>GMC; T6000; 1978-1973; V8-350<br>GMC; T6000; 1978-1966; V8-366<br>GMC; T6000; 1978-1966; V8-427<br>GMC; T6000; 1969-1966; V8-454<br>GMC; T6500; 1978; V8-366<br>GMC; T6500; 1978; V8-427<br>GMC; TE5500; 1968-1963; V8-283<br>GMC; TE5500; 1968; V8-307<br>GMC; TE5500; 1968-1963; V8-327<br>GMC; TE5500; 1972-1970; V8-350<br>GMC; TE5500; 1972-1966; V8-366<br>GMC; TE5500; 1968-1966; V8-454<br>GMC; TE6500; 1968-1966; V8-454<br>GMC; TE9500; 1968; V8-637<br>GMC; TG5500; 1975-1972; GMC D478 Dsl<br>GMC; TG5500; 1969-1967; GMC D478 Dsl<br>GMC; TG5500; 1975-1972; GMC DH478 Dsl<br>GMC; TG5500; 1969-1967; GMC DH478 Dsl<br>GMC; TG6000; 1975-1972; GMC D478 Dsl<br>GMC; TG6000; 1969-1967; GMC DH478 Dsl<br>GMC; TG6000; 1969-1967; GMC DH478 Dsl<br>GMC; TG6500; 1974-1972; GMC D478 Dsl<br>GMC; TG6500; 1974-1972; GMC DH478 Dsl<br>GMC; TM5500; 1974-1970; V-6 305<br>GMC; TM5500; 1974-1970; V-6 351<br>GMC; TM5500; 1974-1970; V-6 379<br>GMC; TM6000; 1974-1970; V-6 305<br>GMC; TM6000; 1974-1970; V-6 351<br>GMC; TM6000; 1974-1970; V-6 379<br>GMC; TM6500; 1974-1970; V-6 305<br>GMC; TM6500; 1974-1970; V-6 351<br>GMC; TM6500; 1974-1970; V-6 379<br>GMC; TM7500; 1968-1966; V-6 305<br>GMC; TM7500; 1968-1966; V-6 351<br>GMC; TM7500; 1968-1966; V-6 379 | GMC; TM7500; 1968-1966; V-6 401<br>GMC; TM7500; 1968-1966; V-6 432<br>GMC; TM7500; 1968-1966; V-6 478<br>GMC; TM8500; 1968-1966; V-6 401<br>GMC; TM8500; 1968-1966; V-6 432<br>GMC; TM8500; 1968-1966; V-6 478<br>GMC; TS5500; 1972-1963; L6-292<br>GMC; TV7500; 1977-1966; DetrDsl 6V-53<br>GMC; WE9500; 1972; V8-637<br>GMC; WM7500; 1968-1966; V-6 401<br>GMC; WM7500; 1968-1966; V-6 432<br>GMC; WM7500; 1968-1966; V-6 478<br>GMC; WM8500; 1968-1966; V-6 401<br>GMC; WM8500; 1968-1966; V-6 432<br>GMC; WM8500; 1968-1970; V-6 478<br>GMC; WV7500; 1967-1966; DetrDsl 6V-53<br>Chev; B7; 1973-1969; GM V8-350<br>Chev; B7; 1973-1969; GM V8-366<br>Chev; B7; 1973-1969; GM V8-427<br>Chev; B7; 1973-1969; GM V8-454<br>Chev; B60 B6P; 1973-1969; GM V8-350<br>Chev; B60 B6P; 1973-1969; GM V8-366<br>Chev; B60 B6P; 1973-1969; GM V8-427<br>Chev; B60 B6P; 1973-1969; GM V8-454<br>Chev; S40; 1977-1973; GM L6-230<br>Chev; S40; 1977-1973; GM L6-250<br>Chev; S40; 1978-1975; GM L6-292<br>Chev; S40; 1978-1975; GM V8-350<br>Chev; S50; 1978-1975; GM L6-292<br>Chev; S50; 1978-1975; GM V8-350<br>Chev; S50; 1978-1975; GM V8-366<br>Chev; S60 B6P; 1978-1973; GM L6-292<br>Chev; S60 B6P; 1978-1973; GM V-6 305<br>Chev; S60 B6P; 1978-1973; GM V-6 351<br>Chev; S60 B6P; 1978-1973; GM V-6 379<br>Chev; S60 B6P; 1978-1969; GM V8-350<br>Chev; S60 B6P; 1978-1969; GM V8-366<br>Chev; S65; 1978-1973; GM V-6 305<br>Chev; S65; 1978-1973; GM V-6 379<br>Chev; S65; 1978-1973; GM V-6 401<br>Chev; S65; 1978-1973; GM V-6 432<br>Chev; S65; 1978-1973; GM V-6 478<br>Chev; S65; 1978-1975; GM V8-366<br>Dodge; S500; 1976-1974; GM V8-318<br>Dodge; S600; 1976-1974; GM V8-318<br>GMC; B6000 B6P; 1979; V8-350<br>GMC; B6000 B6P; 1982-1979; V8-5.7<br>GMC; B6000 B6P; 1982-1979; V8-6.0<br>GMC; B6000 B6P; 1982-1979; V8-7.0<br>GMC; S5000; 1974-1973; L6-230<br>GMC; SE6000; 1978-1975; V8-307<br>GMC; SE6000; 1978-1975; V8-350<br>GMC; SE6000; 1978-1975; V8-366<br>GMC; SE6000; 1978-1975; V8-427<br>GMC; SE6000; 1978-1970; V8-454<br>GMC; SG5500; 1974-1970; GMC DH478 Dsl<br>GMC; SG6000; 1975-1970; GMC D478 Dsl<br>GMC; SG6000; 1975-1970; GMC DH478 Dsl<br>GMC; SM5500; 1975-1973; V-6 305<br>GMC; SM5500; 1975-1973; V-6 351<br>GMC; SM5500; 1975-1973; V-6 379<br>GMC; SM6500; 1975-1973; V-6 305<br>GMC; SM6500; 1975-1973; V-6 351<br>GMC; SM6500; 1975-1973; V-6 379<br>GMC; SS4500; 1977-1973; L6-230<br>GMC; SS4500; 1977-1973; L6-250<br>GMC; SS6000; 1978-1994; L6-292 |
| <b>SYSTEM &amp; COMPONENT IDENT.</b> |  |   |  |
| <b>PASS. CARS</b>                    |  |   |  |
| <b>LIGHT TRUCKS</b>                  |  |   |  |
| <b>MEDIUM/HEAVY TRUCKS</b>           |  |   |  |
| <b>BUSES</b>                         |  |   |  |
| <b>HOSE NUMERICAL</b>                |  |   |  |
| <b>REPAIR KITS</b>                   |  |   |  |
| <b>KIT NUMERICAL</b>                 |  |   |  |
| <b>ILLUSTRATIONS</b>                 |  |   | <b>71207</b>   |
|                                      |  |   | Chev; Tracker; 1992-1989; L4-1.6 (Canada)<br>Chry; Dynasty; 1993-1991; V6-3.3 (Canada)<br>Chry; Lebaron; 1965-1966; V8-413<br>Chry; New Yorker; 1966; V8-383<br>Chry; Newport; 1966; V8-383<br>Chry; 300; 1966-1965; V8-383<br>Chry; 300; 1965-1966; V8-413<br>Dodge; B Van; 1987-1980; L6-3.7<br>Dodge; B Van; 1989-1980; V6-3.9<br>Dodge; B Van; 1989-1980; V8-5.9<br>Dodge; Caravan; 1995-1990; V6-3.3  |



# Numerical Listing - Power Steering Hose Assemblies and End Fittings

| 71207 - Continued                       | 71207 - Continued                        | 71207 - Continued                          |                                      |
|---|--|--|--------------------------------------|
| Dodge; CB Van; 1980; V8-5.2             | Niss; 200SX; 1986-1984; L4-1.8           | Chev; J80; 1977-1973; DetrDsl 6V-53        | <b>SYSTEM PUMP &amp; GEAR IDENT.</b> |
| Dodge; CB Van; 1980; V8-5.9             | Niss; 200SX; 1987-1984; L4-1.8 (Canada)  | Chev; JE90; 1971; GM V8-637                |                                      |
| Dodge; Charger; 1966; V8-273            | Niss; 200SX; 1988-1987; V6-3.0           | Chev; JJ70; 1971-1970; GM D637 Dsl         |                                      |
| Dodge; Charger; 1966; V8-318            | Niss; 300ZX; 1995-1984; V6-3.0           | Chev; JV70; 1972-1970; DetrDsl 6V-53       |                                      |
| Dodge; Charger; 1966; V8-361            | Ply; B Van; 1983-1980; L6-3.7            | Chev; JV80; 1972-1970; DetrDsl 6V-53       |                                      |
| Dodge; Charger; 1966; V8-383            | Ply; B Van; 1983-1980; V8-5.2            | Chev; L50; 1965-1963; GM V8-283            |                                      |
| Dodge; Charger; 1966; V8-426            | Ply; B Van; 1983-1980; V8-5.9            | Chev; L50; 1965-1963; GM V8-327            |                                      |
| Dodge; Coronet; 1966-1965; L6-225       | Ply; Belvedere; 1966-1958; L6-225        | Chev; L60; 1965-1963; GM V8-283            |                                      |
| Dodge; Custom 880; 1965; V8-383         | Ply; Belvedere; 1966-1958; V8-273        | Chev; L60; 1965-1963; GM V8-327            |                                      |
| Dodge; Custom 880; 1965; V8-413         | Ply; Belvedere; 1958; V8-350             | Chev; T40; 1967-1963; GM L6-230            |                                      |
| Dodge; Custom 880; 1965; V8-426         | Ply; Belvedere; 1966-1959; V8-361        | Chev; T40; 1968-1963; GM L6-250            |                                      |
| Dodge; D & W Pickup; 1993-1985; V8-5.9  | Ply; Belvedere; 1966-1963; V8-383        | Chev; T40; 1972-1963; GM L6-292            |                                      |
| Dodge; Dart; 1966; L6-170               | Ply; Belvedere; 1961; V8-383             | Chev; T50; 1973; GM D478 Dsl               |                                      |
| Dodge; Dart; 1964-1963; L6-170          | Ply; Belvedere; 1966-1963; V8-426        | Chev; T50; 1973-1963; GM DH478 Dsl         |                                      |
| Dodge; Dart; 1966; L6-225               | Ply; Fury; 1966-1960; L6-225             | Chev; T50; 1968-1963; GM V8-283            |                                      |
| Dodge; Dart; 1964-1962; L6-225          | Ply; Fury; 1966-1959; V8-318             | Chev; T50; 1968; GM V8-307                 |                                      |
| Dodge; Dart; 1966-1964; V8-273          | Ply; Fury; 1966-1959; V8-361             | Chev; T50; 1968-1963; GM V8-327            |                                      |
| Dodge; Dart; 1962; V8-318               | Ply; Fury; 1966-1961; V8-383             | Chev; T50; 1972-1970; GM V8-350            |                                      |
| Dodge; Dart; 1962; V8-361               | Ply; Fury; 1965-1963; V8-426             | Chev; T50; 1973-1966; GM V8-366            |                                      |
| Dodge; Dart; 1962-1991; V8-413          | Ply; Fury; 1966; V8-440                  | Chev; T50; 1973-1966; GM V8-427            |                                      |
| Dodge; Grand Caravan; 1995-1990; V6-3.3 | Ply; Grand Voyager; 1995-1990; V6-3.3    | Chev; T50; 1968-1966; GM V8-454            |                                      |
| Dodge; Grand Caravan; 1995-1994; V6-3.8 | Ply; Grand Voyager; 1995-1994; V6-3.8    | Chev; T60; 1975; GM D478 Dsl               |                                      |
| Dodge; M Motor Home; 1973-1969; V8-318  | Ply; Satellite; 1966-1960; V8-273        | Chev; T60; 1973; GM D478 Dsl               |                                      |
| Dodge; M Motor Home; 1973; V8-360       | Ply; Savoy; 1964-1960; V8-318            | Chev; T60; 1975; GM DH478 Dsl              |                                      |
| Dodge; M Motor Home; 1973-1969; V8-413  | Ply; Savoy; 1964-1960; V8-361            | Chev; T60; 1973-1963; GM DH478 Dsl         |                                      |
| Dodge; M Motor Home; 1973; V8-440       | Ply; Savoy; 1964-1963; V8-383            | Chev; T60; 1968-1963; GM V8-283            |                                      |
| Dodge; MB Van; 1980; V8-5.9             | Ply; Savoy; 1961; V8-383                 | Chev; T60; 1978-1976; GM V8-305            |                                      |
| Dodge; Monaco; 1992-1990; V6-3.0        | Ply; Savoy; 1964; V8-426                 | Chev; T60; 1973; GM V8-307                 |                                      |
| Dodge; Monaco; 1966-1965; V8-383        | Ply; Valiant; 1966-1960; L6-170          | Chev; T60; 1968; GM V8-307                 |                                      |
| Dodge; Monaco; 1965; V8-413             | Ply; Valiant; 1966-1961; L6-225          | Chev; T60; 1968-1963; GM V8-327            |                                      |
| Dodge; Monaco; 1965-1966; V8-426        | Ply; Valiant; 1966-1991; V8-273          | Chev; T60; 1965-1963; GM V8-348            |                                      |
| Dodge; Polara; 1966; V8-318             | Renault; Alliance; 1987-1983; L4-1.4     | Chev; T60; 1978-1970; GM V8-350            |                                      |
| Dodge; Polara; 1966-1965; V8-383        | Renault; Alliance; 1987-1985; L4-1.7     | Chev; T60; 1978-1963; GM V8-366            |                                      |
| Dodge; Polara; 1965; V8-413             | Renault; Alliance; 1987-1984; L4-2.0     | Chev; T60; 1978-1966; GM V8-427            |                                      |
| Dodge; Polara; 1965-1966; V8-426        | Renault; Encore; 1986-1982; L4-1.7       | Chev; T60; 1968-1966; GM V8-454            |                                      |
| Dodge; Ramcharger; 1993-1985; V8-5.9    | Renault; Fuego; 1985-1984; L4-2.2        | Chev; T65; 1974; GM V-6 305                |                                      |
| Dodge; RM Motor Home; 1973; V8-318      | Renault; 18i; 1983-1981; L4-1.6          | Chev; T65; 1974; GM V-6 351                |                                      |
| Dodge; RM Motor Home; 1973; V8-360      | Toy.; Camry; 1984; L4-1.8 Dsl            | Chev; T65; 1974; GM V-6 379                |                                      |
| Dodge; RM Motor Home; 1973; V8-413      | Toy.; Camry; 1991-1983; L4-2.0           | Chev; T65; 1978-1974; GM V8-366            |                                      |
| Dodge; RM Motor Home; 1973; V8-440      | Toy.; Camry; 1991-1982; V6-2.5           | Chev; T65; 1978-1974; GM V8-427            |                                      |
| Eagle; Premier; 1989-1988; L4-2.5       | Toy.; Corolla; 1989-1988; L4-1.6         | Chev; T65; 1976; GM V8-454                 |                                      |
| Eagle; Premier; 1992-1988; V6-3.0       | Toy.; Cressida; 1992-1989; L6-3.0        | Chev; TE50; 1968-1963; GM V8-283           |                                      |
| Ford; Bronco Compact; 1985; L4-2.3 Dsl  | Toy.; Land Cruiser; 1995-1993; L6-4.5    | Chev; TE50; 1968; GM V8-307                |                                      |
| Ford; Escort; 1990-1987; L4-1.9         | Toy.; Pickup; 1980; L4-2.2               | Chev; TE50; 1968-1963; GM V8-327           |                                      |
| Ford; EXP; 1988-1987; L4-1.9            | Toy.; Pickup; 1983-1981; L4-2.2 Dsl      | Chev; TE50; 1972-1970; GM V8-350           |                                      |
| Ford; F Pickup; 1995-1990; V8-7.3 Dsl   | Toy.; Pickup; 1979-1978; L4-134          | Chev; TE50; 1972-1970; GM V8-366           |                                      |
| Ford; F Pickup; 1995-1990; V8-7.5       | Toy.; Pickup; 1987-1981; L4-2.4          | Chev; TE60; 1966-1963; GM V8-283           |                                      |
| Ford; Probe; 1992-1990; V6-3.0          | Toy.; Pickup; 1986-1987; L4-2.4 Dsl      | Chev; TE60; 1966-1963; GM V8-327           |                                      |
| Ford; Ranger; 1984; L4-2.2 Dsl          | Toy.; Van; 1985-1984; L4-2.0             | Chev; TE60; 1972-1970; GM V8-366           |                                      |
| Ford; Ranger; 1987-1985; L4-2.3 Dsl     | Toy.; Van; 1988-1986; L4-2.2             | Chev; TE65; 1972-1966; GM V8-366           |                                      |
| Ford; Taurus; 1992-1988; V6-3.0         | Toy.; 4 Runner; 1987-1984; L4-2.4        | Chev; TE65; 1972-1966; GM V8-427           |                                      |
| Geo; Prizm; 1990; L4-1.6                | VW; Cabriolet; 1993-1985; L4-1.8         | Chev; TE65; 1968-1966; GM V8-454           |                                      |
| Geo; Tracker; 1995-1989; L4-1.6         | VW; Corrado; 1992-1990; L4-1.8           | Chev; TG50; 1972-1967; GM D478 Dsl         |                                      |
| Honda; Passport; 1995-1994; L4-2.6      | VW; Corrado; 1994-1992; V6-2.8           | Chev; TG50; 1972-1967; GM DH478 Dsl        |                                      |
| Honda; Prelude; 1985-1983; L4-1.8       | VW; Jetta; 1984-1982; L4-1.6 Dsl         | Chev; TG60; 1972-1967; GM D478 Dsl         |                                      |
| Honda; Prelude; 1985; L4-2.0            | VW; Jetta; 1984-1982; L4-1.7             | Chev; TG60; 1972-1967; GM DH478 Dsl        |                                      |
| Isuzu; Pickup; 1982; L4-1.8             | VW; Jetta; 1984; L4-1.8                  | Chev; TM65; 1970; GM V-6 305               |                                      |
| Isuzu; Pickup; 1987-1983; L4-1.9        | VW; Passat; 1993-1991; L4-1.8 (Canada)   | Chev; TM65; 1970; GM V-6 351               |                                      |
| Isuzu; Pickup; 1987-1982; L4-2.2 Dsl    | VW; Passat; 1993; L4-1.9 Dsl (Canada)    | Chev; TM65; 1970; GM V-6 379               |                                      |
| Isuzu; Pickup; 1987-1986; L4-2.3        | VW; Passat; 1995; L4-2.0                 | Dodge; D400; 1976-1972; Dodge L6-225       |                                      |
| Isuzu; Rodeo; 1992-1991; L4-2.6         | VW; Passat; 1993-1990; L4-2.0            | Dodge; D400; 1976-1972; Dodge V8-318       |                                      |
| Isuzu; Trooper; 1995-1992; V6-3.2       | VW; Passat; 1994-1993; L4-2.0 (Canada)   | Dodge; D500; 1976-1974; Dodge V8-318       |                                      |
| Jeep; Cherokee; 1987-1985; L4-2.1 Dsl   | VW; Rabbit; 1984-1981; L4-1.6 Dsl        | Dodge; D600; 1976-1974; Dodge V8-318       |                                      |
| Jeep; Cherokee; 1995-1987; L4-2.5       | VW; Rabbit; 1984-1981; L4-1.7            | Dodge; D700; 1976-1974; Perkins L6-354 Dsl |                                      |
| Jeep; Comanche; 1987-1986; L4-2.1 Dsl   | VW; Rabbit; 1984-1983; L4-1.8            | Dodge; LT1000; 1975-1961; DetrDsl 8V-71    |                                      |
| Jeep; Comanche; 1992-1987; L4-2.5       | VW; Rabbit Pickup; 1983-1981; L4-1.6 Dsl | Dodge; W500; 1976-1972; Dodge L6-225       |                                      |
| Jeep; Wagoneer; 1987-1985; L4-2.1 Dsl   | VW; Rabbit Pickup; 1983-1981; L4-1.7     | Dodge; W500; 1976-1975; Dodge V8-318       |                                      |
| Jeep; Wagoneer; 1987; L4-2.5            | VW; Scirocco; 1983; L4-1.7               | GMC; Astro; 1980-1979; Cat 3406 Dsl        |                                      |
| Jeep; Wrangler; 1991; L4-2.5            | VW; Scirocco; 1988-1983; L4-1.8          | GMC; Astro; 1981-1979; DetrDsl 6-71        |                                      |
| Jeep; Wrangler; 1991; L6-4.0            | VW; Scirocco; 1989; L4-1.8 (Canada)      | GMC; Astro; 1983-1979; DetrDsl 6V-92       |                                      |
| Kia; Sephia; 1994; L4-1.6               | Volvo; 240; 1990-1985; L4-2.3            | GMC; Astro; 1983-1979; DetrDsl 8V-71       |                                      |
| Mazda; RX-7; 1995-1993; 2-Rotor 1.3     | Volvo; 740; 1990-1989; L4-2.3            | GMC; Astro; 1983-1979; DetrDsl 8V-92       |                                      |
| Merc; Lynx; 1987-1986; L4-1.9           | Volvo; 760; 1984-1983; V6-2.8            | GMC; Brigadier; 1983-1979; DetrDsl 6-71    |                                      |
| Mits; Pickup; 1993-1990; L4-2.4         | Chev; CG50; 1967; GM D478 Dsl            | GMC; Brigadier; 1983-1979; DetrDsl 6V-53   |                                      |
| Niss; Maxima; 1993-1985; V6-3.0         | Chev; CG50; 1967; GM DH478 Dsl           | GMC; Brigadier; 1983-1979; DetrDsl 6V-92   |                                      |
| Niss; Pathfinder; 1987-1988; L4-2.4     | Chev; CG60; 1967; GM D478 Dsl            | GMC; Brigadier; 1981-1979; DetrDsl 8V-71   |                                      |
| Niss; Pathfinder; 1990-1987; V6-3.0     | Chev; CG60; 1967; GM DH478 Dsl           | GMC; Brigadier; 1979-1980; V8-427          |                                      |
| Niss; Pickup; 1995-1986; L4-2.4         | Chev; H70; 1977-1973; DetrDsl 6V-53      | GMC; CE5000; 1963; V8-283                  |                                      |
| Niss; Pickup; 1986-1987; L4-2.5 Dsl     | Chev; HE90; 1971; GM V8-637              | GMC; CE5000; 1963; V8-307                  |                                      |
| Niss; Pickup; 1995-1986; V6-3.0         | Chev; HJ70; 1971-1970; GM D637 Dsl       | GMC; CE5000; 1963; V8-327                  |                                      |
| Niss; Stanza; 1989-1986; L4-2.0         | Chev; HV70; 1972-1970; DetrDsl 6V-53     | GMC; CE6000; 1963; V8-283                  |                                      |
| Niss; Stanza; 1992-1990; L4-2.4         | Chev; J70; 1977-1973; DetrDsl 6V-53      | GMC; CE6000; 1963; V8-307                  |                                      |

**SYSTEM PUMP & GEAR IDENT.**

**SYSTEM & COMPONENT IDENT.**

**PASS. CARS**

**LIGHT TRUCKS**

**MEDIUM/HEAVY TRUCKS**

**BUSES**

**HOSE NUMERICAL**

**REPAIR KITS**

**KIT NUMERICAL**

**ILLUSTRATIONS**

# Numerical Listing - Power Steering Hose Assemblies and End Fittings

**SYSTEM  
PUMP &  
GEAR  
IDENT.**

**SYSTEM &  
COM-  
PONENT  
IDENT.**

**PASS.  
CARS**

**LIGHT  
TRUCKS**

**MEDIUM/  
HEAVY  
TRUCKS**

**BUSES**

**HOSE  
NUMER-  
ICAL**

**REPAIR  
KITS**

**KIT  
NUMER-  
ICAL**

**ILLUST-  
RATIONS**

## 71207 - Continued

GMC; CE6000; 1963; V8-327  
 GMC; CE9500; 1972-1966; V8-637  
 GMC; CH9500; 1970-1966; DetrDsl 8V-71  
 GMC; CI9500; 1971-1966; DetrDsl 6-71N  
 GMC; CM6500; 1975; V-6 305  
 GMC; CM6500; 1975; V-6 351  
 GMC; CM6500; 1975; V-6 379  
 GMC; CS4500; 1977; L6-230  
 GMC; CS4500; 1977; L6-250  
 GMC; CS5500; 1963; L6-230  
 GMC; CS5500; 1963; L6-250  
 GMC; DE9500; 1972-1966; V8-637  
 GMC; FE9500; 1972-1966; V8-637  
 GMC; General; 1983-1979; DetrDsl 6-71  
 GMC; General; 1983-1979; DetrDsl 6V-92  
 GMC; General; 1983-1979; DetrDsl 8V-71  
 GMC; General; 1983-1979; DetrDsl 8V-92  
 GMC; HE9500; 1972-1966; V8-637  
 GMC; HI9500; 1966; DetrDsl 6-71  
 GMC; HI9500; 1972-1966; DetrDsl 6-71N  
 GMC; HJ7500; 1969-1967; GMC D637 Dsl  
 GMC; HJ7500; 1969-1967; GMC DH637 Dsl  
 GMC; HJ9500; 1969-1966; GMC D637 Dsl  
 GMC; HJ9500; 1969-1966; GMC DH637 Dsl  
 GMC; HM7500; 1971-1966; V-6 305  
 GMC; HM7500; 1971-1966; V-6 351  
 GMC; HM7500; 1971-1966; V-6 379  
 GMC; HM7500; 1971-1966; V-6 401  
 GMC; HM7500; 1971-1966; V-6 432  
 GMC; HM7500; 1971-1966; V-6 478  
 GMC; HM8500; 1970-1966; V-6 305  
 GMC; HM8500; 1970-1966; V-6 351  
 GMC; HM8500; 1970-1966; V-6 379  
 GMC; HM8500; 1971-1966; V-6 401  
 GMC; HM8500; 1971-1966; V-6 432  
 GMC; HM8500; 1971-1966; V-6 478  
 GMC; JE9500; 1972-1966; V8-637  
 GMC; JI9500; 1969-1968; DetrDsl 6-71  
 GMC; JI9500; 1972-1966; DetrDsl 6-71N  
 GMC; JJ7500; 1969-1967; GMC D637 Dsl  
 GMC; JJ7500; 1969-1967; GMC DH637 Dsl  
 GMC; JJ9500; 1969-1966; GMC D637 Dsl  
 GMC; JJ9500; 1969-1966; GMC DH637 Dsl  
 GMC; JM7500; 1970-1966; V-6 305  
 GMC; JM7500; 1970-1966; V-6 351  
 GMC; JM7500; 1970-1966; V-6 379  
 GMC; JM7500; 1971-1966; V-6 401  
 GMC; JM7500; 1971-1966; V-6 432  
 GMC; JM7500; 1971-1966; V-6 478  
 GMC; JM8500; 1971-1966; V-6 401  
 GMC; JM8500; 1971-1966; V-6 432  
 GMC; JM8500; 1971-1966; V-6 478  
 GMC; JN7500; 1968-1966; DetrDsl 6V-53  
 GMC; JN8500; 1968-1967; DetrDsl 6V-53  
 GMC; JV7500; 1977-1966; DetrDsl 6V-53  
 GMC; ME9500; 1972-1970; V8-637  
 GMC; ME9500; 1968-1966; V8-637  
 GMC; MI9500; 1972-1966; DetrDsl 6-71N  
 GMC; T6000; 1966-1963; V8-283  
 GMC; T6000; 1973; V8-307  
 GMC; T6000; 1966-1963; V8-327  
 GMC; T6000; 1978-1973; V8-350  
 GMC; T6000; 1978-1966; V8-366  
 GMC; T6000; 1978-1966; V8-427  
 GMC; T6000; 1969-1966; V8-454  
 GMC; T6500; 1978; V8-366  
 GMC; T6500; 1978; V8-427  
 GMC; TE5500; 1968-1963; V8-283  
 GMC; TE5500; 1971; V8-307  
 GMC; TE5500; 1968; V8-307  
 GMC; TE5500; 1968-1963; V8-327  
 GMC; TE5500; 1972-1970; V8-350  
 GMC; TE5500; 1977-1966; V8-366  
 GMC; TE5500; 1968-1966; V8-454  
 GMC; TE6500; 1968-1966; V8-454  
 GMC; TE9500; 1968; V8-637  
 GMC; TG5500; 1975-1972; GMC D478 Dsl  
 GMC; TG5500; 1969-1967; GMC D478 Dsl  
 GMC; TG5500; 1975-1972; GMC DH478 Dsl  
 GMC; TG5500; 1969-1967; GMC DH478 Dsl  
 GMC; TG6000; 1975-1972; GMC D478 Dsl  
 GMC; TG6000; 1969-1967; GMC D478 Dsl

## 71207 - Continued

GMC; TG6000; 1975-1972; GMC DH478 Dsl  
 GMC; TG6000; 1969-1967; GMC DH478 Dsl  
 GMC; TG6500; 1974-1972; GMC D478 Dsl  
 GMC; TG6500; 1974-1972; GMC DH478 Dsl  
 GMC; TM5500; 1974-1970; V-6 305  
 GMC; TM5500; 1974-1970; V-6 351  
 GMC; TM5500; 1974-1970; V-6 379  
 GMC; TM6000; 1974-1970; V-6 305  
 GMC; TM6000; 1974-1970; V-6 351  
 GMC; TM6000; 1974-1970; V-6 379  
 GMC; TM6500; 1974-1970; V-6 305  
 GMC; TM6500; 1974-1970; V-6 351  
 GMC; TM6500; 1974-1970; V-6 379  
 GMC; TM7500; 1968-1966; V-6 305  
 GMC; TM7500; 1968-1966; V-6 351  
 GMC; TM7500; 1968-1966; V-6 379  
 GMC; TM7500; 1968-1966; V-6 401  
 GMC; TM7500; 1968-1966; V-6 432  
 GMC; TM7500; 1968-1966; V-6 478  
 GMC; TM8500; 1968-1966; V-6 401  
 GMC; TM8500; 1968-1966; V-6 432  
 GMC; TM8500; 1968-1966; V-6 478  
 GMC; TS5500; 1969-1968; L6-292  
 GMC; TS5500; 1965-1963; L6-292  
 GMC; TV7500; 1977-1966; DetrDsl 6V-53  
 GMC; WE9500; 1972; V8-637  
 GMC; WM7500; 1968-1966; V-6 401  
 GMC; WM7500; 1968-1966; V-6 432  
 GMC; WM7500; 1968-1966; V-6 478  
 GMC; WM8500; 1968-1966; V-6 401  
 GMC; WM8500; 1968-1966; V-6 432  
 GMC; WM8500; 1968-1970; V-6 478  
 GMC; WV7500; 1967-1966; DetrDsl 6V-53  
 Dodge; S400; 1976-1974; GM V8-318  
 Dodge; S500; 1976-1972; Dodge L6-225  
 Dodge; S500; 1976-1974; GM V8-318  
 Dodge; S600; 1976-1974; GM V8-318  
 Dodge; S600; 1976-1974; Perkins L6-354 Dsl

## 71208

Volvo; 240; 1985-1978; L4-2.1  
 Volvo; 240; 1984-1982; L4-2.3  
 Volvo; 240; 1985-1980; L6-2.4 Dsl

## 71210

Toy.; Land Cruiser; 1987-1982; L6-4.2

## 71212

Ford; Ltd; 1983; L4-2.3  
 Ford; Ltd; 1983; L6-3.3  
 Ford; Mustang; 1983; V8-5.0  
 Ford; Thunderbird; 1983; V8-5.0  
 Merc; Cougar; 1983; V8-5.0  
 Merc; Marquis; 1983; L4-2.3  
 Merc; Marquis; 1983; L6-3.3  
 Merc; Marquis; 1983; V6-3.8

## 71213

Chev; Chevette; 1987-1982; L4-1.6  
 Pont; Acadian; 1987-1982; L4-1.6 (Canada)  
 Pont; Acadian; 1982; L4-1.8 Dsl (Canada)  
 Pont; T1000; 1982; L4-1.6  
 Pont; 1000; 1987-1984; L4-1.6

## 71214

Ford; Ranger; 1984-1983; L4-2.0  
 Ford; Ranger; 1983; V6-2.8

## 71215

Ford; F Pickup; 1987-1983; V8-6.9 Dsl  
 Ford; F Pickup; 1989-1988; V8-7.3 Dsl

## 71216

Mazda; GLC; 1985-1983; L4-1.5

## 71219

Buick; Regal; 1985-1982; V6-4.3 Dsl  
 Chev; Malibu; 1983-1982; V6-4.3 Dsl  
 Olds; Cutlass; 1984-1982; V6-4.3 Dsl

## 71220

Chev; Camaro; 1984-1982; V6-2.8  
 Pont; Firebird; 1984-1982; V6-2.8

## 71221

Chev; Camaro; 1985-1982; L4-2.5  
 Pont; Firebird; 1985-1982; L4-2.5

## 71222

Chev; Blazer Compact; 1986-1982; L4-2.5  
 Chev; S Pickup; 1986-1985; L4-2.5  
 GMC; Jimmy Compact; 1986-1985; L4-2.5  
 Pont; Firebird; 1986-1982; L4-2.5

## 71223

Buick; Skyhawk; 1986-1982; L4-1.8  
 Olds; Firenza; 1986-1982; L4-1.8  
 Pont; J2000; 1982; L4-1.8  
 Pont; Sunbird; 1986-1985; L4-1.8  
 Pont; 2000; 1983-1984; L4-1.8

## 71224

Acura; Integra; 1989-1986; L4-1.6  
 Acura; Integra; 1993-1992; L4-1.7  
 Acura; Integra; 1995-1990; L4-1.8  
 Acura; Legend; 1987-1986; V6-2.5  
 Acura; Legend; 1990-1987; V6-2.7  
 Acura; Legend; 1995-1991; V6-3.2  
 Acura; TL; 1995; L5-2.5  
 AmerMtrs; Ambassador; 1967-1966; L6-232  
 AmerMtrs; Ambassador; 1966; V8-287  
 AmerMtrs; Ambassador; 1969-1967; V8-290  
 AmerMtrs; Ambassador; 1972-1970; V8-304  
 AmerMtrs; Ambassador; 1966; V8-327  
 AmerMtrs; Ambassador; 1969-1967; V8-343  
 AmerMtrs; Ambassador; 1972-1970; V8-360  
 AmerMtrs; Ambassador; 1970-1968; V8-390  
 AmerMtrs; Ambassador; 1972-1971; V8-401  
 AmerMtrs; American; 1967-1966; L6-199  
 AmerMtrs; American; 1968-1967; V8-290  
 AmerMtrs; AMX; 1980-1978; L6-4.2  
 AmerMtrs; AMX; 1969-1978; V8-290  
 AmerMtrs; AMX; 1972; V8-304  
 AmerMtrs; AMX; 1969-1968; V8-343  
 AmerMtrs; AMX; 1972-1970; V8-360  
 AmerMtrs; AMX; 1970-1968; V8-390  
 AmerMtrs; AMX; 1972-1971; V8-401  
 AmerMtrs; Concord; 1979-1978; L4-121  
 AmerMtrs; Concord; 1982-1978; L4-2.5  
 AmerMtrs; Concord; 1983-1978; L6-4.2  
 AmerMtrs; Eagle; 1984-1981; L4-2.5  
 AmerMtrs; Eagle; 1988-1980; L6-4.2  
 AmerMtrs; Gremlin; 1978-1975; L4-121  
 AmerMtrs; Gremlin; 1978-1975; L6-258  
 AmerMtrs; Gremlin; 1972; V8-304  
 AmerMtrs; Hornet; 1977-1975; L6-232  
 AmerMtrs; Hornet; 1977-1975; L6-258  
 AmerMtrs; Hornet; 1972-1970; V8-304  
 AmerMtrs; Hornet; 1972-1971; L4-360  
 AmerMtrs; Javelin; 1969-1968; V8-290  
 AmerMtrs; Javelin; 1972-1968; V8-304  
 AmerMtrs; Javelin; 1972-1970; V8-360  
 AmerMtrs; Javelin; 1970-1968; V8-390  
 AmerMtrs; Javelin; 1972-1971; V8-401  
 AmerMtrs; Marlin; 1967-1975; L6-232  
 AmerMtrs; Matador; 1972-1971; V8-304  
 AmerMtrs; Pacer; 1978-1975; L6-232  
 AmerMtrs; Pacer; 1980-1975; L6-4.2  
 AmerMtrs; Pacer; 1979-1978; V8-304  
 AmerMtrs; Rambler; 1969; V8-290  
 AmerMtrs; Rambler; 1969; V8-390  
 AmerMtrs; Rambler Classic; 1966; L6-199  
 AmerMtrs; Rambler Classic; 1966; L6-232  
 AmerMtrs; Rambler Classic; 1966; V8-287



# Numerical Listing - Power Steering Hose Assemblies and End Fittings

## 71224 - Continued

AmerMtrs; Rambler Classic; 1966; V8-290  
 AmerMtrs; Rambler Classic; 1966-1967; V8-327  
 AmerMtrs; Rebel; 1969-1967; V8-290  
 AmerMtrs; Rebel; 1970-1967; V8-304  
 AmerMtrs; Rebel; 1970; V8-360  
 AmerMtrs; Rebel; 1970-1969; V8-390  
 AmerMtrs; Spirit; 1979; L4-121  
 AmerMtrs; Spirit; 1982-1979; L4-2.5  
 AmerMtrs; Spirit; 1983-1979; L6-4.2  
 AmerMtrs; Spirit; 1979; V8-304  
 Asuna; Sunfire; 1993; L4-1.8 (Canada)  
 Audi; 100; 1992; V6-2.8  
 Buick; Apollo; 1975-1973; L6-250  
 Buick; Apollo; 1975; V8-260  
 Buick; Apollo; 1975-1973; V8-350  
 Buick; Centurion; 1973-1971; V8-350  
 Buick; Century; 1979-1975; V6-196  
 Buick; Century; 1979; V8-301  
 Buick; Century; 1979-1977; V8-305  
 Buick; Century; 1979-1973; V8-350  
 Buick; Century; 1977; V8-403  
 Buick; Century; 1974-1973; V8-455  
 Buick; Electra; 1979-1960; V8-350  
 Buick; Electra; 1979-1971; V8-403  
 Buick; Invicta; 1963-1960; V8-401  
 Buick; Lesabre; 1979-1976; V6-231  
 Buick; Lesabre; 1979-1967; V8-301  
 Buick; Lesabre; 1979-1971; V8-350  
 Buick; Lesabre; 1968; V8-350  
 Buick; Lesabre; 1961-1960; V8-364  
 Buick; Lesabre; 1975-1962; V8-400  
 Buick; Lesabre; 1978-1971; V8-403  
 Buick; Regal; 1979-1975; V6-196  
 Buick; Regal; 1979; V8-301  
 Buick; Regal; 1979-1977; V8-305  
 Buick; Regal; 1977-1973; V8-350  
 Buick; Riviera; 1979; V6-231  
 Buick; Riviera; 1979-1977; V8-350  
 Buick; Riviera; 1965-1963; V8-401  
 Buick; Riviera; 1978-1963; V8-403  
 Buick; Riviera; 1976-1971; V8-455  
 Buick; Skyhawk; 1979-1975; V6-231  
 Buick; Skylark; 1971-1970; L6-250  
 Buick; Skylark; 1966-1964; V6-225  
 Buick; Skylark; 1979-1975; V6-231  
 Buick; Skylark; 1963-1961; V8-215  
 Buick; Skylark; 1976-1975; V8-260  
 Buick; Skylark; 1977; V8-301  
 Buick; Skylark; 1979-1977; V8-305  
 Buick; Skylark; 1979-1975; V8-350  
 Buick; Skylark; 1972-1970; V8-350  
 Buick; Skylark; 1972-1970; V8-455  
 Buick; Special; 1963-1962; V6-198  
 Buick; Special; 1966-1961; V6-225  
 Buick; Wildcat; 1966-1964; V8-401  
 Cad; Calais; 1967-1965; V8-429  
 Cad; Deville; 1979-1977; V8-425  
 Cad; Deville; 1967-1965; V8-429  
 Cad; Eldorado; 1979; V8-350  
 Cad; Eldorado; 1979; V8-350 Dsl  
 Cad; Fleetwood; 1979-1976; V8-425  
 Cad; Fleetwood 75; 1963; V8-390  
 Cad; Fleetwood 75; 1967-1963; V8-429  
 Cad; Fleetwood Sixty Special; 1967-1964; V8-429  
 Cad; Seville; 1979-1976; V8-350  
 Cad; Seville; 1979-1978; V8-350 Dsl  
 Checker; Deluxe; 1969; L6-250  
 Checker; Deluxe; 1969; V8-327  
 Checker; Deluxe; 1969-1965; V8-350  
 Checker; Marathon; 1970-1969; L6-250  
 Checker; Marathon; 1967-1965; V8-283  
 Checker; Marathon; 1968-1966; V8-307  
 Checker; Marathon; 1970-1969; V8-350  
 Chev; Beaumont; 1966; L6-194 (Canada)  
 Chev; Beaumont; 1968; L6-230 (Canada)  
 Chev; Beaumont; 1966; L6-230 (Canada)  
 Chev; Beaumont; 1969-1967; L6-250 (Canada)  
 Chev; Beaumont; 1967; V8-396 (Canada)  
 Chev; BelAir; 1965; L6-230  
 Chev; BelAir; 1973-1965; L6-250  
 Chev; BelAir; 1979-1977; L6-250 (Canada)  
 Chev; BelAir; 1979-1977; V8-305 (Canada)

## 71224 - Continued

Chev; BelAir; 1975-1972; V8-350  
 Chev; BelAir; 1979-1972; V8-350 (Canada)  
 Chev; BelAir; 1976; V8-400 (Canada)  
 Chev; BelAir; 1972; V8-402  
 Chev; BelAir; 1975-1972; V8-454  
 Chev; BelAir; 1976-1965; V8-454 (Canada)  
 Chev; Biscayne; 1972-1965; L6-250  
 Chev; Biscayne; 1973-1972; L6-250 (Canada)  
 Chev; Biscayne; 1975-1972; V8-350 (Canada)  
 Chev; Biscayne; 1975-1972; V8-400 (Canada)  
 Chev; Biscayne; 1972; V8-454  
 Chev; Biscayne; 1975-1973; V8-454 (Canada)  
 Chev; Blazer; 1979-1973; L6-250  
 Chev; Blazer; 1979-1977; V8-305  
 Chev; Blazer; 1973; V8-307  
 Chev; Blazer; 1979-1973; V8-350  
 Chev; Blazer; 1979-1975; V8-400  
 Chev; C&K Pickup; 1979-1973; L6-292  
 Chev; C&K Pickup; 1979-1977; V8-305  
 Chev; C&K Pickup; 1973; V8-307  
 Chev; C&K Pickup; 1979-1973; V8-350  
 Chev; C&K Pickup; 1979-1975; V8-350 Dsl  
 Chev; C&K Pickup; 1979-1973; V8-454  
 Chev; Camaro; 1979-1970; L6-250  
 Chev; Camaro; 1979-1976; V8-305  
 Chev; Camaro; 1973; V8-307  
 Chev; Camaro; 1979-1973; V8-350  
 Chev; Caprice; 1979-1977; L6-250  
 Chev; Caprice; 1979-1977; V8-305  
 Chev; Caprice; 1976-1972; V8-400  
 Chev; Caprice; 1972; V8-402  
 Chev; Caprice; 1976-1972; V8-454  
 Chev; Chevelle; 1966-1964; L6-194  
 Chev; Chevelle; 1969-1964; L6-230  
 Chev; Chevelle; 1973-1967; L6-250  
 Chev; Chevelle; 1967; V8-283  
 Chev; Chevelle; 1976; V8-305  
 Chev; Chevelle; 1973-1972; V8-307  
 Chev; Chevelle; 1968-1967; V8-307  
 Chev; Chevelle; 1976-1972; V8-350  
 Chev; Chevelle; 1967; V8-396  
 Chev; Chevelle; 1976-1974; V8-400  
 Chev; Chevelle; 1972; V8-402  
 Chev; Chevelle; 1974-1972; V8-454  
 Chev; Corvette; 1968-1963; V8-327  
 Chev; Corvette; 1979-1969; V8-350  
 Chev; Corvette; 1965; V8-396  
 Chev; Corvette; 1969-1966; V8-427  
 Chev; Corvette; 1974-1970; V8-454  
 Chev; El Camino; 1969-1964; L6-230  
 Chev; El Camino; 1977-1975; L6-250  
 Chev; El Camino; 1973-1967; L6-250  
 Chev; El Camino; 1979; V6-200  
 Chev; El Camino; 1979-1976; V8-305  
 Chev; El Camino; 1973-1972; V8-307  
 Chev; El Camino; 1979-1972; V8-350  
 Chev; El Camino; 1976-1974; V8-400  
 Chev; El Camino; 1972; V8-402  
 Chev; El Camino; 1975-1972; V8-454  
 Chev; G Van; 1979-1971; L6-250  
 Chev; G Van; 1978-1974; L6-292  
 Chev; G Van; 1979-1977; V8-305  
 Chev; G Van; 1973-1971; V8-307  
 Chev; G Van; 1979-1971; V8-350  
 Chev; G Van; 1979-1975; V8-400  
 Chev; Impala; 1965; L6-230  
 Chev; Impala; 1979-1977; L6-250  
 Chev; Impala; 1973-1965; L6-250  
 Chev; Impala; 1979-1977; V8-305  
 Chev; Impala; 1979-1972; V8-350  
 Chev; Impala; 1976-1972; V8-400  
 Chev; Impala; 1972; V8-402  
 Chev; Impala; 1976-1972; V8-454  
 Chev; Malibu; 1977-1973; L6-250  
 Chev; Malibu; 1979; V6-200  
 Chev; Malibu; 1979-1976; V8-305  
 Chev; Malibu; 1973; V8-307  
 Chev; Malibu; 1979-1973; V8-350  
 Chev; Malibu; 1976-1973; V8-400  
 Chev; Monte Carlo; 1979; V6-200  
 Chev; Monte Carlo; 1979-1972; V8-305

## 71224 - Continued

Chev; Monte Carlo; 1976-1972; V8-400  
 Chev; Monte Carlo; 1972; V8-402  
 Chev; Monte Carlo; 1975-1972; V8-454  
 Chev; Monza; 1977-1975; L4-140  
 Chev; Monza; 1979-1978; L4-151  
 Chev; Monza; 1976-1975; V8-262  
 Chev; Monza; 1979-1975; V8-305  
 Chev; Nova; 1979-1975; L6-250  
 Chev; Nova; 1975; V8-262  
 Chev; Nova; 1979-1976; V8-305  
 Chev; Nova; 1973; V8-307  
 Chev; Nova; 1979-1973; V8-350  
 Chev; P Van; 1979-1973; L6-292  
 Chev; P Van; 1973-1970; V8-307  
 Chev; P Van; 1979-1970; V8-350  
 Chev; P Van; 1972-1971; V8-402  
 Chev; P Van; 1979-1973; V8-454  
 Chev; S Pickup; 1994; L4-2.2  
 Chev; Suburban; 1980-1973; L6-4.1  
 Chev; Suburban; 1979-1973; L6-292  
 Chev; Suburban; 1980-1977; V8-5.0  
 Chev; Suburban; 1973; V8-307  
 Chev; Suburban; 1979-1973; V8-350  
 Chev; Suburban; 1978-1975; V8-350 Dsl  
 Chev; Suburban; 1979-1973; V8-454  
 Chev; Vega; 1976-1975; L4-122  
 Chev; Vega; 1977-1971; L4-140  
 Chry; Cirrus; 1995; L4-2.4  
 Chry; Cirrus; 1995; V6-2.5  
 Chry; Conquest; 1989-1987; L4-2.6  
 Chry; Cordoba; 1983-1980; L6-3.7  
 Chry; Cordoba; 1983-1975; V8-5.2  
 Chry; Cordoba; 1980-1975; V8-5.9  
 Chry; Cordoba; 1978-1975; V8-400  
 Chry; Daytona; 1993-1992; L4-2.2 (Canada)  
 Chry; Daytona; 1990-1984; L4-2.2 (Canada)  
 Chry; Daytona; 1993-1987; L4-2.5 (Canada)  
 Chry; Daytona; 1993-1990; V6-3.0 (Canada)  
 Chry; Dynasty; 1992-1988; L4-2.5 (Canada)  
 Chry; Dynasty; 1990-1988; V6-3.0 (Canada)  
 Chry; Dynasty; 1993-1990; V6-3.3 (Canada)  
 Chry; E Class; 1984-1983; L4-2.2  
 Chry; Executive; 1986-1983; L4-2.2 (Canada)  
 Chry; Fifth Ave.; 1983; L6-3.7  
 Chry; Fifth Ave.; 1989-1983; V8-5.2  
 Chry; Imperial; 1991-1990; V6-3.3  
 Chry; Imperial; 1993-1991; V6-3.8  
 Chry; Imperial; 1983-1981; V8-5.2  
 Chry; Imperial; 1975-1967; V8-440  
 Chry; Laser; 1986-1984; L4-2.2  
 Chry; Laser; 1986; L4-2.5  
 Chry; Lebaron; 1990-1982; L4-2.2  
 Chry; Lebaron; 1994-1978; L4-2.5  
 Chry; Lebaron; 1994-1993; V6-3.0  
 Chry; Lebaron; 1981-1977; V8-5.2  
 Chry; Lebaron; 1979-1983; V8-360  
 Chry; New Yorker; 1987-1982; L4-2.5  
 Chry; New Yorker; 1989-1988; V6-3.0  
 Chry; New Yorker; 1993-1990; V6-3.3  
 Chry; New Yorker; 1993-1991; V6-3.8  
 Chry; New Yorker; 1982-1977; V8-5.2  
 Chry; New Yorker; 1967-1975; V8-383  
 Chry; New Yorker; 1978-1967; V8-440  
 Chry; Newport; 1981-1979; L6-3.7  
 Chry; Newport; 1981-1974; V8-5.2  
 Chry; Newport; 1972-1971; V8-360  
 Chry; Newport; 1971-1972; V8-383  
 Chry; Newport; 1978-1967; V8-440  
 Chry; Sebring; 1995; L4-2.0  
 Chry; Sebring; 1995; V6-2.5  
 Chry; TC Maserati; 1990-1982; L4-2.2  
 Chry; Town & Country; 1988-1978; L4-2.5  
 Chry; Town & Country; 1981-1978; V8-5.2  
 Chry; Town & Country; 1971; V8-383  
 Chry; Town & Country; 1977-1975; V8-400  
 Chry; Town & Country; 1972; V8-400  
 Chry; Town & Country; 1977-1971; V8-440  
 Chry; Town & Country Van; 1990; V6-3.0  
 Chry; Town & Country Van; 1993-1990; V6-3.3  
 Chry; Town & Country Van; 1995-1994; V6-3.8  
 Chry; 300; 1971-1967; V8-440  
 Daihatsu; Charade; 1992-1989; L3-1.0

SYSTEM  
PUMP &  
GEAR  
IDENT.

SYSTEM &  
COM-  
PONENT  
IDENT.

PASS.  
CARS

LIGHT  
TRUCKS

MEDIUM/  
HEAVY  
TRUCKS

BUSES

HOSE  
NUMER-  
ICAL

REPAIR  
KITS

KIT  
NUMER-  
ICAL

ILLUST-  
RATIONS

# Numerical Listing - Power Steering Hose Assemblies and End Fittings

|                                      | 71224 - Continued   | 71224 - Continued  | 71224 - Continued   |
|--------------------------------------|---|--|---|
| <b>SYSTEM PUMP &amp; GEAR IDENT.</b> | Daihatsu; Charade; 1992-1989; L4-1.3<br>Daihatsu; Rocky; 1992-1990; L4-1.6<br>Dodge; Aries; 1987-1981; L4-2.2<br>Dodge; Aries; 1987-1981; L4-2.5<br>Dodge; Aries America; 1989-1988; L4-2.2<br>Dodge; Aspen; 1980-1976; L6-3.7<br>Dodge; Aspen; 1980-1976; V8-5.2<br>Dodge; Aspen; 1979-1976; V8-360<br>Dodge; Avenger; 1995; L4-2.0<br>Dodge; Avenger; 1995; V6-2.5<br>Dodge; B Van; 1986; L6-3.7<br>Dodge; B Van; 1984-1979; L6-3.7<br>Dodge; B Van; 1986; V8-5.2<br>Dodge; B Van; 1984-1979; V8-5.2<br>Dodge; B Van; 1986; V8-5.9<br>Dodge; B Van; 1984-1979; V8-5.9<br>Dodge; Caravan; 1987; L4-2.2<br>Dodge; Caravan; 1995-1978; V6-3.3<br>Dodge; CB Van; 1979; L6-225<br>Dodge; Challenger; 1971-1970; L6-198<br>Dodge; Challenger; 1972-1970; L6-225<br>Dodge; Challenger; 1974-1970; V8-318<br>Dodge; Challenger; 1973-1970; V8-340<br>Dodge; Challenger; 1974; V8-360<br>Dodge; Challenger; 1971-1970; V8-383<br>Dodge; Challenger; 1970; V8-426<br>Dodge; Charger; 1986-1983; L4-1.6<br>Dodge; Charger; 1983; L4-1.7<br>Dodge; Charger; 1987-1983; L4-2.2<br>Dodge; Charger; 1976; L6-225<br>Dodge; Charger; 1974-1968; L6-225<br>Dodge; Charger; 1966; V8-273<br>Dodge; Charger; 1978-1966; V8-318<br>Dodge; Charger; 1973-1972; V8-340<br>Dodge; Charger; 1978-1974; V8-360<br>Dodge; Charger; 1966; V8-361<br>Dodge; Charger; 1971-1966; V8-383<br>Dodge; Charger; 1978-1966; V8-400<br>Dodge; Charger; 1974-1967; V8-440<br>Dodge; Colt; 1994-1985; L4-1.5<br>Dodge; Colt; 1995; L4-1.5 (Canada)<br>Dodge; Colt; 1990-1985; L4-1.6<br>Dodge; Colt; 1979-1978; L4-98<br>Dodge; Colt; 1994-1993; L4-1.8<br>Dodge; Colt; 1990-1989; L4-1.8<br>Dodge; Colt; 1991-1985; L4-2.0<br>Dodge; Colt; 1994-1993; L4-2.4 (Canada)<br>Dodge; Colt; 1979-1978; L4-156<br>Dodge; Conquest; 1986-1984; L4-2.6<br>Dodge; Coronet; 1976-1965; L6-225<br>Dodge; Coronet; 1968-1965; V8-273<br>Dodge; Coronet; 1973-1972; V8-340<br>Dodge; Coronet; 1976-1974; V8-360<br>Dodge; Coronet; 1966-1965; V8-361<br>Dodge; Coronet; 1971-1973; V8-383<br>Dodge; Coronet; 1970-1967; V8-440<br>Dodge; D & W Pickup; 1987-1982; L6-3.7<br>Dodge; D & W Pickup; 1980-1978; L6-3.7<br>Dodge; D & W Pickup; 1973-1972; L6-225<br>Dodge; D & W Pickup; 1979-1978; L6-243 Dsl<br>Dodge; D & W Pickup; 1987-1978; V8-5.2<br>Dodge; D & W Pickup; 1976-1972; V8-318<br>Dodge; D & W Pickup; 1987-1978; V8-5.9<br>Dodge; D & W Pickup; 1976-1972; V8-360<br>Dodge; D & W Pickup; 1978-1972; V8-400<br>Dodge; D & W Pickup; 1978-1973; V8-440<br>Dodge; Dart; 1969-1967; L6-170<br>Dodge; Dart; 1974-1970; L6-198<br>Dodge; Dart; 1976-1967; L6-225<br>Dodge; Dart; 1969-1967; V8-273<br>Dodge; Dart; 1976-1968; V8-318<br>Dodge; Dart; 1973-1968; V8-340<br>Dodge; Dart; 1976-1974; V8-360<br>Dodge; Dart; 1969-1968; V8-383<br>Dodge; Daytona; 1993-1992; L4-2.2<br>Dodge; Daytona; 1990-1984; L4-2.2<br>Dodge; Daytona; 1993-1986; L4-2.5<br>Dodge; Daytona; 1993-1990; V6-3.0<br>Dodge; Diplomat; 1983-1977; L6-3.7<br>Dodge; Diplomat; 1979-1978; V8-360<br>Dodge; Dynasty; 1993-1988; L4-2.5<br>Dodge; Dynasty; 1993-1988; V6-3.0 | Dodge; Dynasty; 1993-1987; V6-3.3<br>Dodge; Grand Caravan; 1987; L4-2.2<br>Dodge; Grand Caravan; 1989-1987; L4-2.5<br>Dodge; Grand Caravan; 1995-1992; V6-3.0<br>Dodge; Grand Caravan; 1989-1987; V6-3.0<br>Dodge; Grand Caravan; 1995-1990; V6-3.3<br>Dodge; Grand Caravan; 1995-1973; V6-3.8<br>Dodge; Lancer; 1989-1985; L4-2.2<br>Dodge; Lancer; 1989-1986; L4-2.5<br>Dodge; M Motor Home; 1976-1975; V8-318<br>Dodge; M Motor Home; 1973-1975; V8-318<br>Dodge; M Motor Home; 1973; V8-360<br>Dodge; M Motor Home; 1973-1969; V8-413<br>Dodge; M Motor Home; 1979-1975; V8-440<br>Dodge; M Motor Home; 1973; V8-440<br>Dodge; Magnum; 1979-1978; V8-318<br>Dodge; Magnum; 1978; V8-400<br>Dodge; MB Van; 1980-1979; V8-5.9<br>Dodge; MB Van; 1979; V8-440<br>Dodge; Mini Ram Van; 1987-1984; L4-2.2<br>Dodge; Mini Ram Van; 1988-1987; L4-2.5<br>Dodge; Mini Ram Van; 1987-1984; L4-2.6<br>Dodge; Mini Ram Van; 1988-1987; V6-3.0<br>Dodge; Mirada; 1983-1980; L6-3.7<br>Dodge; Mirada; 1983-1980; V8-5.2<br>Dodge; Mirada; 1980; V8-5.9<br>Dodge; Monaco; 1978-1977; L6-225<br>Dodge; Monaco; 1990; V6-3.0<br>Dodge; Monaco; 1978-1975; V8-318<br>Dodge; Monaco; 1978-1972; V8-360<br>Dodge; Monaco; 1978; V8-440<br>Dodge; Monaco; 1976-1967; V8-440<br>Dodge; Omni; 1986-1983; L4-1.6<br>Dodge; Omni; 1983-1978; L4-1.7<br>Dodge; Omni; 1990-1981; L4-2.2<br>Dodge; Polara; 1971-1970; L6-225<br>Dodge; Polara; 1973-1967; V8-318<br>Dodge; Polara; 1973-1971; V8-360<br>Dodge; Polara; 1971-1967; V8-383<br>Dodge; Polara; 1973-1967; V8-400<br>Dodge; Raider; 1989-1987; L4-2.6<br>Dodge; Raider; 1989; V6-3.0<br>Dodge; Ram 50 Pickup; 1989-1987; L4-2.0<br>Dodge; Ram 50 Pickup; 1993-1987; L4-2.4<br>Dodge; Ramcharger; 1980-1978; L6-3.7<br>Dodge; Ramcharger; 1976-1974; L6-225<br>Dodge; Ramcharger; 1987-1978; V8-5.2<br>Dodge; Ramcharger; 1976-1974; V8-318<br>Dodge; Ramcharger; 1987-1984; V8-5.9<br>Dodge; Ramcharger; 1981-1978; V8-5.9<br>Dodge; Ramcharger; 1976-1974; V8-360<br>Dodge; Ramcharger; 1978-1976; V8-400<br>Dodge; Ramcharger; 1974; V8-400<br>Dodge; Ramcharger; 1978-1974; V8-440<br>Dodge; Rampage; 1984-1982; L4-2.2<br>Dodge; RM Motor Home; 1974-1973; V8-318<br>Dodge; Royal Monaco; 1977; V8-318<br>Dodge; Royal Monaco; 1977-1975; V8-360<br>Dodge; Royal Monaco; 1977-1975; V8-400<br>Dodge; Royal Monaco; 1977-1975; V8-440<br>Dodge; Shadow; 1994-1987; L4-2.2<br>Dodge; Shadow; 1994-1988; L4-2.5<br>Dodge; Shadow; 1994-1992; V6-3.0<br>Dodge; Spirit; 1992-1991; L4-2.2<br>Dodge; Spirit; 1995-1989; L4-2.5<br>Dodge; Spirit; 1995-1989; V6-3.0<br>Dodge; St. Regis; 1981-1979; L6-3.7<br>Dodge; St. Regis; 1981-1979; V8-5.2<br>Dodge; Stealth; 1995-1991; V6-3.0<br>Dodge; Stratus; 1995; L4-2.0<br>Dodge; Stratus; 1995; L4-2.4<br>Dodge; Stratus; 1995; V6-2.5<br>Dodge; 400; 1983-1982; L4-2.2<br>Dodge; 600; 1988-1983; L4-2.2<br>Dodge; 600; 1988-1983; L4-2.5<br>Eagle; Summit; 1995-1989; L4-1.5<br>Eagle; Summit; 1995-1992; L4-1.8<br>Eagle; Summit; 1995-1992; L4-2.4<br>Eagle; Talon; 1994-1993; L4-1.8<br>Eagle; Talon; 1995-1990; L4-2.0<br>Eagle; Vista; 1992-1989; L4-1.5 (Canada)<br>Eagle; Vista; 1991-1989; L4-2.0 (Canada) | Eagle; 2000 GTX; 1993-1991; L4-2.0 (Canada)<br>Ford; Aerostar; 1987-1986; L4-2.3<br>Ford; Aerostar; 1986; V6-2.8<br>Ford; Aerostar; 1989-1986; V6-3.0<br>Ford; Aerostar; 1995-1990; V6-4.0<br>Ford; Aspire; 1995-1994; L4-1.3<br>Ford; Bronco; 1972; L6-170<br>Ford; Bronco; 1974-1973; L6-200<br>Ford; Bronco; 1983-1980; L6-4.9<br>Ford; Bronco; 1977-1980; V8-302<br>Ford; Bronco; 1983-1978; V8-5.8<br>Ford; Bronco Compact; 1985; L4-2.3 Dsl<br>Ford; Bronco Compact; 1985-1984; V6-2.8<br>Ford; Bronco Compact; 1989-1986; V6-2.9<br>Ford; Bronco Full Size; 1989-1984; L6-4.9<br>Ford; Bronco Full Size; 1989-1984; V8-5.0<br>Ford; Bronco Full Size; 1989-1995; V8-5.8<br>Ford; Contour; 1995; V6-2.5<br>Ford; Country Sedan; 1971; V8-302<br>Ford; Country Sedan; 1971; V8-351<br>Ford; Country Sedan; 1971; V8-390<br>Ford; Country Sedan; 1971; V8-400<br>Ford; Country Sedan; 1971; V8-429<br>Ford; Country Squire; 1971; V8-302<br>Ford; Country Squire; 1991-1987; V8-5.0<br>Ford; Country Squire; 1971; V8-351<br>Ford; Country Squire; 1971; V8-390<br>Ford; Country Squire; 1971; V8-400<br>Ford; Country Squire; 1971; V8-429<br>Ford; Crown Victoria; 1995-1965; V8-4.6<br>Ford; Custom; 1967-1964; V8-289<br>Ford; Custom; 1971-1968; V8-302<br>Ford; Custom; 1971-1969; V8-351<br>Ford; Custom; 1966-1964; V8-352<br>Ford; Custom; 1971-1964; V8-390<br>Ford; Custom; 1971; V8-400<br>Ford; Custom; 1967; V8-427<br>Ford; Custom; 1971-1969; V8-429<br>Ford; Custom 500; 1971; L6-240<br>Ford; Custom 500; 1971; V8-302<br>Ford; Custom 500; 1979-1975; V8-302 (Canada)<br>Ford; Custom 500; 1971; V8-351<br>Ford; Custom 500; 1979-1978; V8-351 (Canada)<br>Ford; Custom 500; 1971; V8-390<br>Ford; Custom 500; 1977-1975; V8-400<br>Ford; Custom 500; 1971; V8-400<br>Ford; Custom 500; 1978; V8-400 (Canada)<br>Ford; Custom 500; 1971; V8-429<br>Ford; Custom 500; 1976-1975; V8-460<br>Ford; Custom 500; 1978; V8-460 (Canada)<br>Ford; E Van; 1994-1975; L6-4.9<br>Ford; E Van; 1979; V8-302<br>Ford; E Van; 1994-1980; V8-5.0<br>Ford; E Van; 1994-1975; V8-5.8<br>Ford; E Van; 1982-1980; V8-6.6<br>Ford; E Van; 1987-1983; V8-6.9 Dsl<br>Ford; E Van; 1995-1994; V8-7.3 Dsl<br>Ford; E Van; 1991-1988; V8-7.3 Dsl<br>Ford; E Van; 1995-1975; V8-7.5<br>Ford; Escort; 1985-1982; L4-1.6<br>Ford; Escort; 1995-1991; L4-1.8<br>Ford; Escort; 1995-1987; L4-1.9<br>Ford; Escort; 1985; L4-1.9<br>Ford; Escort; 1987-1995; L4-2.0 Dsl<br>Ford; EXP; 1985-1982; L4-1.6<br>Ford; EXP; 1988-1975; L4-1.9<br>Ford; F Pickup; 1977; L6-240<br>Ford; F Pickup; 1975-1973; L6-240<br>Ford; F Pickup; 1992-1977; L6-4.9<br>Ford; F Pickup; 1975-1973; L6-300<br>Ford; F Pickup; 1983-1982; V6-3.8<br>Ford; F Pickup; 1982-1981; V8-4.2<br>Ford; F Pickup; 1979-1977; V8-302<br>Ford; F Pickup; 1972-1970; V8-302<br>Ford; F Pickup; 1992-1980; V8-5.0<br>Ford; F Pickup; 1992-1977; V8-5.8<br>Ford; F Pickup; 1967; V8-352<br>Ford; F Pickup; 1972-1968; V8-360<br>Ford; F Pickup; 1972-1968; V8-390<br>Ford; F Pickup; 1982-1977; V8-6.6<br>Ford; F Pickup; 1987-1983; V8-6.9 Dsl<br>Ford; F Pickup; 1993-1988; V8-7.3 Dsl |
| <b>SYSTEM &amp; COMPONENT IDENT.</b> |   |  |   |
| <b>PASS. CARS</b>                    |   |  |   |
| <b>LIGHT TRUCKS</b>                  |   |  |   |
| <b>MEDIUM/HEAVY TRUCKS</b>           |   |  |   |
| <b>BUSES</b>                         |   |  |   |
| <b>HOSE NUMERICAL</b>                |   |  |   |
| <b>REPAIR KITS</b>                   |   |  |   |
| <b>KIT NUMERICAL</b>                 |   |  |   |
| <b>ILLUSTRATIONS</b>                 |   |  |   |

# Numerical Listing - Power Steering Hose Assemblies and End Fittings

## 71224 - Continued

Ford; F Pickup; 1993-1983; V8-7.5  
 Ford; F Pickup; 1979-1973; V8-460  
 Ford; Fairlane; 1964; L6-170  
 Ford; Fairlane; 1962; L6-170  
 Ford; Fairlane; 1964; L6-200  
 Ford; Fairlane; 1968-1966; V8-289  
 Ford; Fairlane; 1969; V8-302  
 Ford; Fairmont; 1983-1981; L4-2.3  
 Ford; Fairmont; 1983-1981; L6-3.3  
 Ford; Fairmont; 1978; V8-302  
 Ford; Falcon; 1968; V8-289  
 Ford; Festiva; 1993-1990; L4-1.3  
 Ford; Galaxie; 1970-1965; L6-240  
 Ford; Galaxie; 1963; L6-260  
 Ford; Galaxie; 1967-1963; V8-289  
 Ford; Galaxie; 1970-1968; V8-302  
 Ford; Galaxie; 1970-1969; V8-351  
 Ford; Galaxie; 1966-1963; V8-352  
 Ford; Galaxie; 1970-1963; V8-390  
 Ford; Galaxie; 1967; V8-427  
 Ford; Galaxie; 1969-1967; V8-428  
 Ford; Galaxie; 1970-1969; V8-429  
 Ford; Galaxie 500; 1971; L6-240  
 Ford; Galaxie 500; 1971; V8-302  
 Ford; Galaxie 500; 1971; V8-351  
 Ford; Galaxie 500; 1971; V8-390  
 Ford; Galaxie 500; 1971; V8-400  
 Ford; Galaxie 500; 1971; V8-429  
 Ford; Gran Torino; 1974-1972; L6-250  
 Ford; Gran Torino; 1974-1972; V8-302  
 Ford; Gran Torino; 1976-1972; V8-351  
 Ford; Gran Torino; 1976-1972; V8-400  
 Ford; Gran Torino; 1976-1973; V8-460  
 Ford; Granada; 1982-1981; L4-2.3  
 Ford; Granada; 1977-1975; L6-200  
 Ford; Granada; 1978-1975; L6-250  
 Ford; Granada; 1982-1981; V6-3.8  
 Ford; Granada; 1978-1975; V8-302  
 Ford; Granada; 1977-1983; V8-351  
 Ford; Ltd; 1983; L6-3.3  
 Ford; Ltd; 1986-1981; V6-3.8  
 Ford; Ltd; 1967; V8-289  
 Ford; Ltd; 1979-1977; V8-302  
 Ford; Ltd; 1971-1968; V8-302  
 Ford; Ltd; 1986-1980; V8-5.0  
 Ford; Ltd; 1986-1983; V8-5.8  
 Ford; Ltd; 1981-1980; V8-5.8  
 Ford; Ltd; 1982; V8-5.8 (Canada)  
 Ford; Ltd; 1979-1976; V8-351  
 Ford; Ltd; 1971-1969; V8-351  
 Ford; Ltd; 1971-1976; V8-390  
 Ford; Ltd; 1971; V8-400  
 Ford; Ltd; 1967; V8-427  
 Ford; Ltd; 1969-1967; V8-428  
 Ford; Ltd; 1971-1969; V8-429  
 Ford; Ltd; 1978-1975; V8-460  
 Ford; Ltd II; 1979-1978; V8-302  
 Ford; Ltd II; 1978; V8-400  
 Ford; Ltd Crown Victoria; 1991-1987; V8-5.0  
 Ford; Ltd Crown Victoria; 1991-1987; V8-5.8  
 Ford; Maverick; 1976; L6-200  
 Ford; Maverick; 1976; L6-250  
 Ford; Mustang; 1993-1980; L4-2.3  
 Ford; Mustang; 1964; L6-170  
 Ford; Mustang; 1982-1979; L6-3.3  
 Ford; Mustang; 1966-1965; L6-200  
 Ford; Mustang; 1971; L6-250  
 Ford; Mustang; 1995-1994; V6-3.8  
 Ford; Mustang; 1986-1980; V6-3.8  
 Ford; Mustang; 1964; V8-260  
 Ford; Mustang; 1968; V8-289  
 Ford; Mustang; 1995-1982; V8-5.0  
 Ford; Mustang; 1995; V8-5.8  
 Ford; Mustang II; 1978-1975; L4-140  
 Ford; Mustang II; 1978-1975; V6-171  
 Ford; Mustang II; 1978-1975; V8-302  
 Ford; Pinto; 1977-1975; L4-140  
 Ford; Pinto; 1977-1975; V6-171  
 Ford; Probe; 1995-1989; L4-2.0  
 Ford; Probe; 1995-1990; V6-2.5  
 Ford; Ranch Wagon; 1971; V8-302  
 Ford; Ranch Wagon; 1971; V8-351

## 71224 - Continued

Ford; Ranch Wagon; 1971; V8-390  
 Ford; Ranch Wagon; 1971; V8-400  
 Ford; Ranch Wagon; 1971; V8-429  
 Ford; Rancho; 1966; L6-200  
 Ford; Rancho; 1974-1972; L6-250  
 Ford; Rancho; 1968-1978; V8-289  
 Ford; Rancho; 1974-1972; V8-302  
 Ford; Rancho; 1969-1978; V8-302  
 Ford; Rancho; 1976-1972; V8-351  
 Ford; Rancho; 1969; V8-351  
 Ford; Rancho; 1969-1968; V8-390  
 Ford; Rancho; 1978; V8-400  
 Ford; Rancho; 1976-1972; V8-400  
 Ford; Rancho; 1969-1968; V8-428  
 Ford; Rancho; 1973-1972; V8-429  
 Ford; Rancho; 1976-1974; V8-460  
 Ford; Ranger; 1983; L4-2.0  
 Ford; Ranger; 1983; L4-2.3  
 Ford; Ranger; 1987-1985; L4-2.3 Dsl  
 Ford; Ranger; 1985-1983; V6-2.8  
 Ford; Ranger; 1989-1986; V6-2.9  
 Ford; Super Duty Pickup; 1992-1988; V8-7.3 Dsl  
 Ford; Super Duty Pickup; 1993-1988; V8-7.5  
 Ford; Tempo; 1986-1984; L4-2.0 Dsl  
 Ford; Tempo; 1991; L4-2.3  
 Ford; Tempo; 1989-1984; L4-2.3  
 Ford; Thunderbird; 1988-1981; L4-2.3  
 Ford; Thunderbird; 1995-1982; V6-3.8  
 Ford; Thunderbird; 1982-1981; V8-4.2  
 Ford; Thunderbird; 1995-1994; V8-4.6  
 Ford; Thunderbird; 1957-1955; V8-292  
 Ford; Thunderbird; 1979-1978; V8-302  
 Ford; Thunderbird; 1993-1991; V8-5.0  
 Ford; Thunderbird; 1988-1983; V8-5.0  
 Ford; Thunderbird; 1981; V8-5.0  
 Ford; Thunderbird; 1957-1956; V8-312  
 Ford; Thunderbird; 1979-1978; V8-351  
 Ford; Thunderbird; 1960-1958; V8-352  
 Ford; Thunderbird; 1965-1961; V8-390  
 Ford; Thunderbird; 1978; V8-400  
 Ford; Thunderbird; 1972; V8-400  
 Ford; Thunderbird; 1965-1963; V8-427  
 Ford; Thunderbird; 1972-1970; V8-429  
 Ford; Thunderbird; 1960-1959; V8-430  
 Ford; Thunderbird; 1976-1975; V8-460  
 Ford; Thunderbird; 1972; V8-460  
 Ford; Torino; 1974-1972; L6-250  
 Ford; Torino; 1968; V8-289  
 Ford; Torino; 1974-1972; V8-302  
 Ford; Torino; 1969-1968; V8-302  
 Ford; Torino; 1976-1972; V8-351  
 Ford; Torino; 1969; V8-351  
 Ford; Torino; 1969-1968; V8-390  
 Ford; Torino; 1976-1972; V8-400  
 Ford; Torino; 1969-1968; V8-428  
 Ford; Torino; 1973-1972; V8-429  
 Ford; Torino; 1976-1973; V8-460  
 Geo; Tracker; 1995-1989; L4-1.6  
 GMC; C&K Pickup; 1979-1973; L6-292  
 GMC; C&K Pickup; 1979-1977; V8-305  
 GMC; C&K Pickup; 1973; V8-307  
 GMC; C&K Pickup; 1979-1973; V8-350  
 GMC; C&K Pickup; 1979-1975; V8-350 Dsl  
 GMC; C&K Pickup; 1979-1973; V8-454  
 GMC; Caballero; 1979; V6-200  
 GMC; Caballero; 1979-1978; V8-305  
 GMC; G Van; 1979-1971; L6-250  
 GMC; G Van; 1978-1974; L6-292  
 GMC; G Van; 1979-1977; V8-305  
 GMC; G Van; 1973-1971; V8-307  
 GMC; G Van; 1979-1971; V8-350  
 GMC; G Van; 1979-1975; V8-400  
 GMC; Jimmy; 1979-1973; L6-250  
 GMC; Jimmy; 1979-1977; V8-305  
 GMC; Jimmy; 1973; V8-307  
 GMC; Jimmy; 1979-1973; V8-350  
 GMC; Jimmy; 1979-1975; V8-400  
 GMC; P Van; 1974-1973; L6-250  
 GMC; P Van; 1979-1973; L6-292  
 GMC; P Van; 1973-1970; V8-307  
 GMC; P Van; 1979-1970; V8-350  
 GMC; P Van; 1972-1971; V8-402

## 71224 - Continued

GMC; P Van; 1979-1973; V8-454  
 GMC; P Van; 1976-1975; V8-455  
 GMC; P Van; 1973; V8-455  
 GMC; Sprint; 1977-1975; L6-250  
 GMC; Sprint; 1972-1971; L6-250  
 GMC; Sprint; 1977-1976; V8-305  
 GMC; Sprint; 1973-1972; V8-307  
 GMC; Sprint; 1977-1972; V8-350  
 GMC; Sprint; 1976-1974; V8-400  
 GMC; Sprint; 1972; V8-402  
 GMC; Sprint; 1975-1972; V8-454  
 GMC; Suburban; 1979-1973; L6-250  
 GMC; Suburban; 1979-1973; L6-292  
 GMC; Suburban; 1979-1977; V8-305  
 GMC; Suburban; 1973; V8-307  
 GMC; Suburban; 1979-1973; V8-350  
 GMC; Suburban; 1979-1975; V8-400  
 GMC; Suburban; 1979-1973; V8-454  
 Honda; Accord; 1985-1980; L4-1.6 (Canada)  
 Honda; Accord; 1978; L4-98  
 Honda; Accord; 1985-1979; L4-1.8  
 Honda; Accord; 1989-1986; L4-2.0  
 Honda; Accord; 1995-1990; L4-2.2  
 Honda; Accord; 1995; V6-2.7  
 Honda; Civic; 1987-1985; L4-1.3  
 Honda; Civic; 1995-1985; L4-1.5  
 Honda; Civic; 1995-1988; L4-1.6  
 Honda; Civic Del Sol; 1995-1981; L4-1.5  
 Honda; Prelude; 1987-1981; L4-1.8  
 Honda; Prelude; 1991-1985; L4-2.0  
 Honda; Prelude; 1991-1990; L4-2.1  
 Honda; Prelude; 1995-1992; L4-2.2  
 Honda; Prelude; 1995-1992; L4-2.3  
 Hyundai; Elantra; 1993; L4-1.6  
 Hyundai; Excel; 1993-1986; L4-1.5  
 Hyundai; Scoupe; 1993-1991; L4-1.5  
 Hyundai; Sonata; 1993-1989; L4-2.0  
 Hyundai; Sonata; 1993-1990; V6-3.0  
 Infiniti; G20; 1995-1991; L4-2.0  
 Intnati; D Pickup; 1970-1969; L6-232  
 Intnati; D Pickup; 1969; L6-265  
 Intnati; MHC1310; 1974; V8-304  
 Intnati; MS1210; 1974-1973; L6-258  
 Intnati; MS1210; 1975-1973; V8-345  
 Intnati; MS1210; 1975; V8-392  
 Intnati; Scout; 1970-1969; L4-152  
 Intnati; Scout; 1971-1969; L4-196  
 Intnati; Scout; 1971; V8-304  
 Intnati; Scout II; 1980-1976; L6-3.2 Dsl  
 Intnati; Scout II; 1972-1971; L6-232  
 Intnati; Scout II; 1974-1973; L6-258  
 Intnati; Scout II; 1980-1971; V8-5.0  
 Intnati; Scout II; 1980-1971; V8-5.6  
 Intnati; 100; 1974; L6-258  
 Intnati; 100; 1974; V8-304  
 Intnati; 100; 1974; V8-345  
 Intnati; 100; 1974; V8-392  
 Intnati; 100; 1974; V8-400  
 Intnati; 150; 1975; V8-304  
 Intnati; 150; 1975; V8-345  
 Intnati; 150; 1975-1974; V8-392  
 Intnati; 1010; 1971; L6-232  
 Intnati; 1010; 1973-1971; L6-258  
 Intnati; 1010; 1973-1971; V8-345  
 Intnati; 1010; 1973-1971; V8-392  
 Intnati; 1110; 1973-1971; L6-258  
 Intnati; 1110; 1973-1971; V8-345  
 Intnati; 1110; 1973-1971; V8-392  
 Intnati; 1210; 1973-1971; L6-258  
 Intnati; 1210; 1973-1971; V8-345  
 Intnati; 1310; 1973-1971; L6-258  
 Intnati; 1310; 1973-1972; V8-345  
 Isuzu; I-Mark; 1989-1985; L4-1.5  
 Isuzu; I-Mark; 1989; L4-1.6  
 Isuzu; I-Mark; 1985; L4-1.8  
 Isuzu; Impulse; 1992-1990; L4-1.6  
 Isuzu; Impulse; 1992; L4-1.8  
 Isuzu; Impulse; 1987-1985; L4-1.9  
 Isuzu; Impulse; 1989-1986; L4-2.0  
 Isuzu; Pickup; 1982; L4-1.8  
 Isuzu; Pickup; 1987-1983; L4-1.9  
 Isuzu; Pickup; 1987-1982; L4-2.2 Dsl

**SYSTEM  
PUMP &  
GEAR  
IDENT.**

**SYSTEM &  
COM-  
PONENT  
IDENT.**

**PASS.  
CARS**

**LIGHT  
TRUCKS**

**MEDIUM/  
HEAVY  
TRUCKS**

**BUSES**

**HOSE  
NUMER-  
ICAL**

**REPAIR  
KITS**

**KIT  
NUMER-  
ICAL**

**ILLUST-  
RATIONS**



# Numerical Listing - Power Steering Hose Assemblies and End Fittings

|                                      | 71224 - Continued  | 71224 - Continued  | 71224 - Continued  |
|--------------------------------------|--|--|--|
| <b>SYSTEM PUMP &amp; GEAR IDENT.</b> | Isuzu; Pickup; 1987-1986; L4-2.3<br>Isuzu; Pickup; 1994-1991; V6-3.1<br>Isuzu; Stylus; 1993-1989; L4-1.6<br>Jaguar; Vanden Plas; 1987-1982; L6-4.2<br>Jaguar; XJ6; 1987-1972; L6-4.2<br>Jaguar; XJ12; 1979-1973; V12-326<br>Jaguar; XJS; 1978-1976; V12-326  | Mer-Benz; 300D; 1983-1977; L5-3.0 Dsl<br>Mer-Benz; 300SD; 1983-1978; L5-3.0 Dsl<br>Mer-Benz; 300TD; 1983-1979; L5-3.0 Dsl<br>Merc; Bobcat; 1980; L4-2.3<br>Merc; Bobcat; 1977-1975; L4-140<br>Merc; Bobcat; 1979; V6-171<br>Merc; Bobcat; 1977-1975; V6-171<br>Merc; Capri; 1994-1991; L4-1.6<br>Merc; Capri; 1986-1980; L4-2.3<br>Merc; Capri; 1977-1976; L4-140<br>Merc; Capri; 1982-1980; L6-3.3<br>Merc; Capri; 1977-1976; V6-171<br>Merc; Capri; 1986-1980; V6-3.8<br>Merc; Capri; 1986-1982; V8-5.0<br>Merc; Colony Park; 1991-1987; V8-5.0<br>Merc; Colony Park; 1971; V8-400<br>Merc; Colony Park; 1971; V8-429<br>Merc; Comet; 1963; L6-144<br>Merc; Comet; 1976; L6-200<br>Merc; Comet; 1968-1964; L6-200<br>Merc; Comet; 1976-1975; L6-250<br>Merc; Comet; 1967-1976; V8-289<br>Merc; Comet; 1969; V8-302<br>Merc; Cougar; 1986-1984; L4-2.3<br>Merc; Cougar; 1982-1981; L4-2.3<br>Merc; Cougar; 1981; L6-3.3<br>Merc; Cougar; 1995-1982; V6-3.8<br>Merc; Cougar; 1982-1981; V8-4.2<br>Merc; Cougar; 1995-1994; V8-4.6<br>Merc; Cougar; 1967; V8-289<br>Merc; Cougar; 1979-1968; V8-302<br>Merc; Cougar; 1993-1991; V8-5.0<br>Merc; Cougar; 1988-1983; V8-5.0<br>Merc; Cougar; 1981; V8-5.0<br>Merc; Cougar; 1979-1978; V8-351<br>Merc; Cougar; 1976-1971; V8-351<br>Merc; Cougar; 1967-1978; V8-390<br>Merc; Cougar; 1976-1974; V8-400<br>Merc; Cougar; 1971; V8-429<br>Merc; Cougar; 1976-1974; V8-460<br>Merc; Cyclone; 1969; V8-302<br>Merc; Cyclone; 1969; V8-351<br>Merc; Grand Marquis; 1982-1981; V8-4.2<br>Merc; Grand Marquis; 1995-1992; V8-4.6<br>Merc; Grand Marquis; 1979; V8-302<br>Merc; Grand Marquis; 1991-1980; V8-5.0<br>Merc; Grand Marquis; 1989-1982; V8-5.8 (Canada)<br>Merc; Grand Marquis; 1979-1978; V8-351<br>Merc; Grand Marquis; 1978-1975; V8-400<br>Merc; Grand Marquis; 1978-1975; V8-460<br>Merc; LN7; 1983-1982; L4-1.6<br>Merc; Lynx; 1985-1982; L4-1.6<br>Merc; Lynx; 1987; L4-1.9<br>Merc; Lynx; 1985; L4-1.9<br>Merc; Lynx; 1987-1984; L4-2.0 Dsl<br>Merc; Marauder; 1970-1969; V8-390<br>Merc; Marquis; 1986-1983; L4-2.3<br>Merc; Marquis; 1983; L6-3.3<br>Merc; Marquis; 1986-1981; V6-3.8<br>Merc; Marquis; 1979; V8-302<br>Merc; Marquis; 1982-1980; V8-5.0<br>Merc; Marquis; 1985; V8-5.0 (Canada)<br>Merc; Marquis; 1981-1980; V8-5.8<br>Merc; Marquis; 1982; V8-5.8 (Canada)<br>Merc; Marquis; 1979-1978; V8-351<br>Merc; Marquis; 1970-1968; V8-390<br>Merc; Marquis; 1978-1975; V8-400<br>Merc; Marquis; 1971; V8-400<br>Merc; Marquis; 1967; V8-410<br>Merc; Marquis; 1967; V8-427<br>Merc; Marquis; 1969-1967; V8-428<br>Merc; Marquis; 1971-1969; V8-429<br>Merc; Meteor; 1963; L6-170<br>Merc; Meteor; 1963; V8-221<br>Merc; Meteor; 1963; V8-260<br>Merc; Monarch; 1977-1975; L6-200<br>Merc; Monarch; 1980-1975; L6-4.1<br>Merc; Monarch; 1979-1975; V8-302<br>Merc; Monarch; 1977-1975; V8-351<br>Merc; Montclair; 1968; V8-390<br>Merc; Montclair; 1968-1967; V8-428 | Merc; Montclair; 1964; V8-390<br>Merc; Montclair; 1967; V8-410<br>Merc; Montclair; 1967; V8-427<br>Merc; Montclair; 1964; V8-427<br>Merc; Montclair; 1967-1968; V8-428<br>Merc; Montego; 1974-1969; L6-250<br>Merc; Montego; 1974-1972; V8-302<br>Merc; Montego; 1969-1968; V8-302<br>Merc; Montego; 1976-1972; V8-351<br>Merc; Montego; 1969; V8-351<br>Merc; Montego; 1976-1972; V8-400<br>Merc; Montego; 1976-1973; V8-460<br>Merc; Monterey; 1971-1967; V8-351<br>Merc; Monterey; 1964-1963; V8-390<br>Merc; Monterey; 1971; V8-400<br>Merc; Monterey; 1963; V8-406<br>Merc; Monterey; 1967; V8-410<br>Merc; Monterey; 1967; V8-427<br>Merc; Monterey; 1964-1963; V8-427<br>Merc; Monterey; 1969-1967; V8-428<br>Merc; Monterey; 1971-1969; V8-429<br>Merc; Mystique; 1995; L4-2.0<br>Merc; Mystique; 1995; V6-2.5<br>Merc; Park Lane; 1968; V8-390<br>Merc; Park Lane; 1964; V8-390<br>Merc; Park Lane; 1967; V8-410<br>Merc; Park Lane; 1967; V8-427<br>Merc; Park Lane; 1964; V8-427<br>Merc; Park Lane; 1968-1967; V8-428<br>Merc; Topaz; 1986-1984; L4-2.0 Dsl<br>Merc; Topaz; 1989-1984; L4-2.3<br>Merc; Tracer; 1989-1987; L4-1.6<br>Merc; Tracer; 1995-1991; L4-1.8<br>Merc; Tracer; 1995-1991; L4-1.9<br>Merc; Villager; 1995-1993; V6-3.0<br>Merc; Zephyr; 1983-1979; L4-2.3<br>Merc; Zephyr; 1983-1980; L6-3.3<br>Merc; Zephyr; 1982-1980; V8-4.2<br>Merc; Zephyr; 1978; V8-302<br>Merkur; Scorpio; 1989-1985; V6-2.9<br>Mits; Cordia; 1988-1983; L4-1.8<br>Mits; Cordia; 1988-1992; L4-2.0<br>Mits; Eclipse; 1994-1990; L4-1.8<br>Mits; Eclipse; 1995-1990; L4-2.0<br>Mits; Expo; 1994-1992; L4-1.8<br>Mits; Expo; 1995-1989; L4-2.4<br>Mits; Galant; 1995-1994; L4-2.4<br>Mits; Galant; 1987-1985; L4-2.4<br>Mits; Galant; 1988; V6-3.0<br>Mits; Mirage; 1995-1985; L4-1.5<br>Mits; Mirage; 1992-1991; L4-1.6<br>Mits; Mirage; 1989-1985; L4-1.6<br>Mits; Mirage; 1995-1993; L4-1.8<br>Mits; Montero; 1989-1986; L4-2.6<br>Mits; Montero; 1991-1989; V6-3.0<br>Mits; Pickup; 1989-1987; L4-2.0<br>Mits; Pickup; 1995-1987; L4-2.4<br>Mits; Pickup; 1993-1990; V6-3.0<br>Mits; Precis; 1993-1987; L4-1.5<br>Mits; Sigma; 1990-1989; V6-3.0<br>Mits; Starion; 1989-1984; L4-2.6<br>Mits; Tredia; 1988-1983; L4-1.8<br>Mits; Tredia; 1988-1984; L4-2.0<br>Mits; Van; 1990-1987; L4-2.4<br>Mits; 3000GT; 1995-1991; V6-3.0<br>Niss; Altima; 1995-1993; L4-2.4<br>Niss; Axxess; 1990; L4-2.4<br>Niss; Axxess; 1994-1991; L4-2.4 (Canada)<br>Niss; Maxima; 1984-1981; L6-2.4<br>Niss; Maxima; 1995-1985; V6-3.0<br>Niss; NX; 1993-1991; L4-1.6<br>Niss; NX; 1993-1991; L4-2.0<br>Niss; Pathfinder; 1987-1988; L4-2.4<br>Niss; Pathfinder; 1995-1987; V6-3.0<br>Niss; Pickup; 1984-1983; L4-2.0<br>Niss; Pickup; 1983-1981; L4-2.2<br>Niss; Pickup; 1983-1981; L4-2.2 Dsl<br>Niss; Pickup; 1995-1983; L4-2.4<br>Niss; Pickup; 1986; L4-2.5 Dsl<br>Niss; Pickup; 1983; L4-2.5 Dsl<br>Niss; Pickup; 1987; L4-2.5 Dsl (Canada)<br>Niss; Pickup; 1995-1986; V6-3.0 |
| <b>SYSTEM &amp; COMPONENT IDENT.</b> | Jeep; Cherokee; 1987-1985; L4-2.1 Dsl<br>Jeep; Cherokee; 1995-1987; L4-2.5<br>Jeep; Cherokee; 1983-1980; L6-4.2<br>Jeep; Cherokee; 1986-1980; V6-2.8<br>Jeep; CJ; 1986-1983; L4-2.5<br>Jeep; CJ; 1981-1980; L4-2.5<br>Jeep; CJ; 1975-1972; L6-232<br>Jeep; CJ; 1986-1982; L6-4.2<br>Jeep; CJ; 1975-1972; L6-258<br>Jeep; CJ; 1975-1972; V8-304<br>Jeep; Comanche; 1987-1986; L4-2.1 Dsl<br>Jeep; Comanche; 1992-1986; L4-2.5<br>Jeep; Comanche; 1992-1986; L6-4.0<br>Jeep; Commando; 1973; L6-232<br>Jeep; Grand Wagoneer; 1986-1984; L6-4.2<br>Jeep; Grand Wagoneer; 1991-1984; V8-5.9<br>Jeep; J Pickup; 1987-1980; L6-4.2<br>Jeep; J Pickup; 1988-1980; V8-5.9<br>Jeep; Scrambler; 1985-1983; L4-2.5<br>Jeep; Scrambler; 1981; L4-2.5<br>Jeep; Scrambler; 1985-1982; L6-4.2<br>Jeep; Wagoneer; 1987-1985; L4-2.1 Dsl<br>Jeep; Wagoneer; 1987-1984; L4-2.5<br>Jeep; Wagoneer; 1990-1987; L6-4.0<br>Jeep; Wagoneer; 1983-1980; L6-4.2<br>Jeep; Wagoneer; 1986-1980; V6-2.8<br>Jeep; Wrangler; 1995-1987; L4-2.5<br>Jeep; Wrangler; 1995-1987; L6-4.0<br>Kia; Sephia; 1994; L4-1.6<br>Lexus; LS400; 1993-1990; V8-4.0<br>Lexus; SC300; 1995-1992; L6-3.0<br>Linc; Continental; 1985-1984; L6-2.4 Dsl<br>Linc; Continental; 1982; V6-3.8<br>Linc; Continental; 1987-1982; V8-5.0<br>Linc; Continental; 1980; V8-5.0<br>Linc; Continental; 1980-1977; V8-5.8<br>Linc; Continental; 1965-1961; V8-430<br>Linc; Continental; 1978-1974; V8-460<br>Linc; Continental; 1972-1966; V8-460<br>Linc; Continental Mark II; 1957-1956; V8-368<br>Linc; Mark III; 1971-1968; V8-460<br>Linc; Mark IV; 1976-1975; V8-460<br>Linc; Mark IV; 1972; V8-460<br>Linc; Mark V; 1979-1977; V8-400<br>Linc; Mark VI; 1983-1980; V8-5.0<br>Linc; Mark VI; 1980; V8-5.8<br>Linc; Mark VII; 1985-1984; L6-2.4 Dsl<br>Linc; Mark VII; 1992-1993; V8-5.0<br>Linc; Town Car; 1995-1981; V8-4.6<br>Linc; Versailles; 1979-1977; V8-302<br>Linc; Versailles; 1980; V8-5.0<br>Linc; Versailles; 1977; V8-351 | Mer-Benz; 240D; 1983-1977; L4-2.4 Dsl<br>Mer-Benz; 300CD; 1983-1978; L5-3.0 Dsl  |  |
| <b>PASS. CARS</b>                    |  |  |  |
| <b>LIGHT TRUCKS</b>                  |  |  |  |
| <b>MEDIUM/HEAVY TRUCKS</b>           |  |  |  |
| <b>BUSES</b>                         |  |  |  |
| <b>HOSE NUMERICAL</b>                |  |  |  |
| <b>REPAIR KITS</b>                   |  |  |  |
| <b>KIT NUMERICAL</b>                 |  |  |  |
| <b>ILLUSTRATIONS</b>                 |  |  |  |

# Numerical Listing - Power Steering Hose Assemblies and End Fittings

| 71224 - Continued                           | 71224 - Continued                          | 71224 - Continued                            |
|---|--|--|
| Niss; Pulsar NX; 1990-1983; L4-1.6          | Ply; Barracuda; 1967; V8-273               | Ply; Valiant; 1974-1970; L6-198              |
| Niss; Pulsar NX; 1989-1988; L4-1.8          | Ply; Barracuda; 1974-1968; V8-318          | Ply; Valiant; 1976-1967; L6-225              |
| Niss; Quest; 1995-1993; V6-3.0              | Ply; Barracuda; 1973-1968; V8-340          | Ply; Valiant; 1969-1967; V8-273              |
| Niss; Sentra; 1983-1982; L4-1.5             | Ply; Barracuda; 1974; V8-360               | Ply; Valiant; 1976-1968; V8-318              |
| Niss; Sentra; 1995-1983; L4-1.6             | Ply; Barracuda; 1971-1967; V8-383          | Ply; Valiant; 1976; V8-360                   |
| Niss; Sentra; 1985-1991; L4-1.7 Dsl         | Ply; Barracuda; 1971-1970; V8-426          | Ply; Valiant; 1974; V8-360                   |
| Niss; Stanza; 1989-1982; L4-2.0             | Ply; Belvedere; 1970-1965; L6-225          | Ply; Volare; 1980-1976; L6-3.7               |
| Niss; Stanza; 1992-1990; L4-2.4             | Ply; Belvedere; 1970-1965; V8-318          | Ply; Volare; 1980-1976; V8-5.2               |
| Niss; Van; 1988-1987; L4-2.4                | Ply; Belvedere; 1970-1965; V8-383          | Ply; Volare; 1979-1976; V8-360               |
| Niss; 200SX; 1995; L4-1.6                   | Ply; Belvedere; 1969; V8-426               | Ply; Voyager; 1995-1991; L4-2.5              |
| Niss; 200SX; 1986-1984; L4-1.8              | Ply; Belvedere; 1967-1965; V8-426          | Ply; Voyager; 1995-1991; V6-3.0              |
| Niss; 200SX; 1987; L4-1.8 (Canada)          | Ply; Belvedere; 1969; V8-440               | Ply; Voyager; 1995-1991; V6-3.3              |
| Niss; 200SX; 1995; L4-2.0                   | Ply; Belvedere; 1967-1983; V8-440          | Pont; Astre; 1977-1973; L4-140               |
| Niss; 200SX; 1988-1984; L4-2.0              | Ply; Caravelle; 1988-1983; L4-2.5          | Pont; Astre; 1977; L4-151                    |
| Niss; 200SX; 1981-1980; L4-2.0              | Ply; Caravelle; 1983-1978; L6-3.7 (Canada) | Pont; Bonneville; 1979-1977; V8-301          |
| Niss; 200SX; 1983-1982; L4-2.2              | Ply; Caravelle; 1988-1982; V8-5.2 (Canada) | Pont; Bonneville; 1977; V8-305               |
| Niss; 200SX; 1988-1987; V6-3.0              | Ply; Caravelle; 1980-1989; V8-5.2 (Canada) | Pont; Bonneville; 1979-1964; V8-350          |
| Niss; 240SX; 1993-1989; L4-2.4              | Ply; Colt; 1994-1985; L4-1.5               | Pont; Bonneville; 1978-1967; V8-400          |
| Niss; 300ZX; 1995-1984; V6-3.0              | Ply; Colt; 1990-1985; L4-1.6               | Pont; Bonneville; 1979-1964; V8-403          |
| Niss; 310; 1982; L4-1.5                     | Ply; Colt; 1994-1992; L4-1.8               | Pont; Bonneville; 1969-1967; V8-428          |
| Niss; 720 Pickup; 1980-1981; L4-2.0         | Ply; Colt; 1990-1989; L4-1.8               | Pont; Bonneville; 1976-1970; V8-455          |
| Olds; Custom Cruiser; 1973; V8-350          | Ply; Colt; 1991-1984; L4-2.0               | Pont; Catalina; 1979-1977; V6-231            |
| Olds; Custom Cruiser; 1979-1978; V8-350 Dsl | Ply; Colt; 1994-1992; L4-2.4               | Pont; Catalina; 1979-1977; V8-301            |
| Olds; Custom Cruiser; 1975; V8-400          | Ply; Conquest; 1986-1984; L4-2.6           | Pont; Catalina; 1977; V8-305                 |
| Olds; Custom Cruiser; 1979-1978; V8-403     | Ply; Duster; 1974-1970; L6-198             | Pont; Catalina; 1979-1976; V8-305 (Canada)   |
| Olds; Custom Cruiser; 1976-1971; V8-455     | Ply; Duster; 1976-1970; L6-225             | Pont; Catalina; 1973-1970; V8-350            |
| Olds; Cutlass; 1976-1975; L6-250            | Ply; Duster; 1976-1970; V8-318             | Pont; Catalina; 1975; V8-350 (Canada)        |
| Olds; Cutlass; 1971; L6-250                 | Ply; Duster; 1973-1970; V8-340             | Pont; Catalina; 1966-1964; V8-389            |
| Olds; Cutlass; 1979-1977; V6-231            | Ply; Duster; 1976-1974; V8-360             | Pont; Catalina; 1978-1967; V8-400            |
| Olds; Cutlass; 1979-1975; V8-260            | Ply; Expo; 1989-1987; L4-2.2 (Canada)      | Pont; Catalina; 1979-1964; V8-403            |
| Olds; Cutlass; 1979; V8-260 Dsl             | Ply; Fury; 1978-1975; L6-225               | Pont; Catalina; 1969-1967; V8-428            |
| Olds; Cutlass; 1979; V8-305                 | Ply; Fury; 1972-1967; L6-225               | Pont; Catalina; 1976-1970; V8-455            |
| Olds; Cutlass; 1977-1968; V8-350            | Ply; Fury; 1967-1975; V8-273               | Pont; Executive; 1970; V8-350                |
| Olds; Cutlass; 1977-1970; V8-403            | Ply; Fury; 1973-1971; V8-318               | Pont; Executive; 1967; V8-389                |
| Olds; Cutlass Cruiser; 1979; V6-231         | Ply; Fury; 1971-1972; V8-383               | Pont; Executive; 1970-1967; V8-400           |
| Olds; Delta 88; 1979-1977; V6-231           | Ply; Fury; 1978-1977; V8-440               | Pont; Executive; 1969-1967; V8-428           |
| Olds; Delta 88; 1979-1977; V8-260           | Ply; Fury; 1975-1967; V8-440               | Pont; Executive; 1970; V8-455                |
| Olds; Delta 88; 1979; V8-301                | Ply; Gran Fury; 1983-1980; L6-3.7          | Pont; Firebird; 1967; L6-230                 |
| Olds; Delta 88; 1979-1971; V8-350           | Ply; Gran Fury; 1989-1980; V8-5.2          | Pont; Firebird; 1976-1977; L6-250            |
| Olds; Delta 88; 1979-1978; V8-350 Dsl       | Ply; Gran Fury; 1977-1975; V8-318          | Pont; Firebird; 1979; V8-301                 |
| Olds; Delta 88; 1975; V8-400                | Ply; Gran Fury; 1980; V8-5.9               | Pont; Firebird; 1979-1977; V8-305            |
| Olds; Delta 88; 1979-1971; V8-403           | Ply; Gran Fury; 1977-1975; V8-360          | Pont; Firebird; 1967; V8-326                 |
| Olds; F85; 1971; L6-250                     | Ply; Gran Fury; 1977-1975; V8-400          | Pont; Firebird; 1979-1967; V8-350            |
| Olds; F85; 1963-1968; V8-215                | Ply; Gran Fury; 1977-1975; V8-440          | Pont; Firebird; 1979-1978; V8-403            |
| Olds; F85; 1972; V8-455                     | Ply; Grand Voyager; 1995-1992; V6-3.0      | Pont; Firebird; 1976-1971; V8-455            |
| Olds; Ninety Eight; 1979-1977; V8-350       | Ply; Grand Voyager; 1995-1991; V6-3.3      | Pont; Grand Am; 1979; V6-231                 |
| Olds; Ninety Eight; 1975; V8-350            | Ply; Grand Voyager; 1995-1994; V6-3.8      | Pont; Grand Am; 1979-1978; V8-301            |
| Olds; Ninety Eight; 1973-1972; V8-350       | Ply; Horizon; 1986-1983; L4-1.6            | Pont; Grand Am; 1975; V8-350                 |
| Olds; Ninety Eight; 1979-1978; V8-350 Dsl   | Ply; Horizon; 1983-1978; L4-1.7            | Pont; Grand Am; 1973; V8-350                 |
| Olds; Ninety Eight; 1975; V8-400            | Ply; Horizon; 1990-1981; L4-2.2            | Pont; Grand Am; 1975-1973; V8-400            |
| Olds; Ninety Eight; 1979-1971; V8-403       | Ply; Laser; 1994-1981; L4-2.0              | Pont; Grand Am; 1975-1973; V8-455            |
| Olds; Omega; 1976-1973; L6-250              | Ply; Reliant; 1989-1981; L4-2.5            | Pont; Grand Lemans; 1976-1975; L6-250        |
| Olds; Omega; 1979-1977; V6-231              | Ply; Road Runner; 1974-1972; V8-318        | Pont; Grand Lemans; 1977; L6-250 (Canada)    |
| Olds; Omega; 1977-1975; V8-260              | Ply; Road Runner; 1974; V8-360             | Pont; Grand Lemans; 1979-1976; V6-231        |
| Olds; Omega; 1979-1977; V8-305              | Ply; Road Runner; 1971; V8-383             | Pont; Grand Lemans; 1979; V8-301             |
| Olds; Omega; 1979-1973; V8-350              | Ply; Road Runner; 1974-1971; V8-400        | Pont; Grand Lemans; 1977; V8-301             |
| Olds; Starfire; 1977-1976; L4-140           | Ply; Road Runner; 1974-1971; V8-440        | Pont; Grand Lemans; 1979-1976; V8-305        |
| Olds; Starfire; 1979-1975; L4-151           | Ply; Sapporo; 1979-1978; L4-98             | Pont; Grand Lemans; 1979-1975; V8-350        |
| Olds; Starfire; 1979-1977; V8-305           | Ply; Satellite; 1974-1968; L6-225          | Pont; Grand Lemans; 1977-1975; V8-400        |
| Olds; Toronado; 1979; V8-350                | Ply; Satellite; 1968-1965; V8-273          | Pont; Grand Lemans; 1977-1975; V8-403        |
| Olds; Toronado; 1979-1971; V8-350 Dsl       | Ply; Satellite; 1974-1965; V8-318          | Pont; Grand Prix; 1979-1977; V6-231          |
| Olds; Vista Cruiser; 1975-1968; V8-350      | Ply; Satellite; 1972; V8-340               | Pont; Grand Prix; 1979-1976; V8-305          |
| Olds; Vista Cruiser; 1975-1970; V8-455      | Ply; Satellite; 1974; V8-360               | Pont; Grand Prix; 1966-1962; V8-389          |
| Olds; 442; 1969-1968; V8-400                | Ply; Satellite; 1966-1965; V8-361          | Pont; Grand Prix; 1977-1967; V8-400          |
| Olds; 442; 1971-1977; V8-455                | Ply; Satellite; 1971-1965; V8-383          | Pont; Grand Prix; 1977-1963; V8-403          |
| Peug; 505; 1987-1982; L4-2.0                | Ply; Satellite; 1974-1965; V8-400          | Pont; Grand Prix; 1969-1967; V8-428          |
| Peug; 505; 1980; L4-2.0                     | Ply; Satellite; 1974-1968; V8-440          | Pont; Grand Prix; 1976-1970; V8-455          |
| Peug; 505; 1990-1985; L4-2.2                | Ply; Scamp; 1974-1971; L6-198              | Pont; Grand Safari; 1978-1977; V8-301        |
| Peug; 505; 1985-1980; L4-2.3 Dsl            | Ply; Scamp; 1976-1971; L6-225              | Pont; Grand Safari; 1977-1978; V8-305        |
| Peug; 505; 1985; L4-2.5 Dsl                 | Ply; Scamp; 1976-1971; V8-318              | Pont; Grand Safari; 1978-1971; V8-350        |
| Peug; 505; 1989-1987; V6-2.8                | Ply; Scamp Pickup; 1983-1987; L4-2.2       | Pont; Grand Safari; 1978-1971; V8-403        |
| Peug; 604; 1984-1982; L4-2.3 Dsl            | Ply; Sundance; 1994-1988; L4-2.5           | Pont; Grandville; 1975; V8-400               |
| Peug; 604; 1978-1977; V6-163                | Ply; Sundance; 1994-1992; V6-3.0           | Pont; Grandville; 1973; V8-400               |
| Peug; 604; 1981; V6-2.8 (Canada)            | Ply; Trailduster; 1980-1978; L6-3.7        | Pont; Grandville; 1971; V8-400               |
| Peug; 604; 1979; V6-174                     | Ply; Trailduster; 1981-1978; V8-5.2        | Pont; Grandville; 1975-1971; V8-455          |
| Ply; Acclaim; 1995-1989; L4-2.5             | Ply; Trailduster; 1976-1974; V8-318        | Pont; GTO; 1966; V8-389                      |
| Ply; Acclaim; 1995-1989; V6-3.0             | Ply; Trailduster; 1981-1978; V8-5.9        | Pont; GTO; 1970-1967; V8-400                 |
| Ply; Arrow Pickup; 1982-1980; L4-2.0        | Ply; Trailduster; 1976-1974; V8-360        | Pont; GTO; 1970; V8-455                      |
| Ply; B Van; 1983-1979; L6-3.7               | Ply; Trailduster; 1978-1976; V8-400        | Pont; Laurentian; 1969; L6-250 (Canada)      |
| Ply; B Van; 1983-1979; V8-5.2               | Ply; Trailduster; 1974; V8-400             | Pont; Laurentian; 1979-1977; V8-305 (Canada) |
| Ply; B Van; 1983-1979; V8-5.9               | Ply; Trailduster; 1978-1974; V8-440        | Pont; Laurentian; 1969; V8-327 (Canada)      |
| Ply; Barracuda; 1971-1967; L6-198           | Ply; Valiant; 1969-1967; L6-170            | Pont; Laurentian; 1979-1969; V8-350 (Canada) |

**SYSTEM PUMP & GEAR IDENT.**

**SYSTEM & COMPONENT IDENT.**

**PASS. CARS**

**LIGHT TRUCKS**

**MEDIUM/HEAVY TRUCKS**

**BUSES**

**HOSE NUMERICAL**

**REPAIR KITS**

**KIT NUMERICAL**

**ILLUSTRATIONS**



# Numerical Listing - Power Steering Hose Assemblies and End Fittings

|                                      | 71224 - Continued   | 71224 - Continued  | 71224 - Continued   |
|--------------------------------------|---|--|---|
| <b>SYSTEM PUMP &amp; GEAR IDENT.</b> | Pont; Laurentian; 1969; V8-396 (Canada)<br>Pont; Laurentian; 1976-1974; V8-400 (Canada)<br>Pont; Laurentian; 1970; V8-400 (Canada)<br>Pont; Laurentian; 1976-1974; V8-455 (Canada)<br>Pont; Lemans; 1976-1970; L6-250<br>Pont; Lemans; 1977; L6-250 (Canada)<br>Pont; Lemans; 1979-1976; V6-200 (Canada)<br>Pont; Lemans; 1979; V8-267 (Canada)   | Toy.; Land Cruiser; 1987-1982; L4-3.4 Dsl (Canada)<br>Toy.; Land Cruiser; 1992-1982; L6-4.0<br>Toy.; Land Cruiser; 1995-1993; L6-4.5<br>Toy.; MR2; 1995-1991; L4-2.0<br>Toy.; MR2; 1995-1991; L4-2.2<br>Toy.; Paseo; 1995-1992; L4-1.5<br>Toy.; Pickup; 1980; L4-2.2<br>Toy.; Pickup; 1983-1981; L4-2.2 Dsl<br>Toy.; Pickup; 1979-1978; L4-134<br>Toy.; Pickup; 1995-1981; L4-2.4<br>Toy.; Pickup; 1986-1988; L4-2.4 Dsl<br>Toy.; Previa; 1995-1991; L4-2.4<br>Toy.; Supra; 1995-1986; L6-3.0<br>Toy.; T100; 1995-1994; L4-2.7<br>Toy.; T100; 1994-1993; V6-3.0<br>Toy.; T100; 1995; V6-3.4<br>Toy.; Tacoma; 1995; L4-2.4<br>Toy.; Tacoma; 1995; L4-2.7<br>Toy.; Tacoma; 1995; V6-3.4<br>Toy.; Tercel; 1995-1983; L4-1.5<br>Toy.; Van; 1985-1984; L4-2.0<br>Toy.; Van; 1989-1986; L4-2.2<br>Toy.; 4 Runner; 1995-1988; L4-2.4<br>VW; Corrado; 1992-1990; L4-1.8<br>VW; Corrado; 1994-1992; V6-2.8<br>VW; Jetta; 1984-1982; L4-1.6 Dsl<br>VW; Jetta; 1984-1982; L4-1.7<br>VW; Jetta; 1984-1982; L4-1.8<br>VW; Quantum; 1985; L4-1.8<br>VW; Quantum; 1988-1981; L5-2.2<br>VW; Rabbit; 1984-1981; L4-1.7<br>VW; Rabbit; 1984-1983; L4-1.8<br>VW; Rabbit Pickup; 1983-1981; L4-1.6 Dsl<br>VW; Rabbit Pickup; 1983-1981; L4-1.7<br>VW; Scirocco; 1983; L4-1.7<br>VW; Vanagon; 1985-1984; L4-1.9<br>VW; Vanagon; 1992-1986; L4-2.1<br>Volvo; 240; 1985-1982; L4-2.1<br>Volvo; 240; 1979-1978; L4-130<br>Volvo; 240; 1984-1980; L4-2.3<br>Volvo; 260; 1982-1980; V6-2.8<br>Volvo; 760; 1984; L4-2.3<br>Volvo; 760; 1990-1983; V6-2.8<br>Volvo; 780; 1990-1987; V6-2.8<br>Volvo; 960; 1995-1992; L6-2.9<br>Chev; Bison; 1980-1979; Cat 3406 Dsl<br>Chev; Bruin; 1980-1979; Cat 3208 Dsl<br>Chev; Bruin; 1979-1973; GM V8-427<br>Chev; C40; 1969; GM L6-230<br>Chev; C40; 1962-1960; GM L6-235<br>Chev; C40; 1972-1969; GM L6-250<br>Chev; C40; 1962-1960; GM L6-261<br>Chev; C40; 1962-1960; GM V8-283<br>Chev; C40; 1972-1969; GM V8-307<br>Chev; C40; 1962; GM V8-327<br>Chev; C40; 1972-1969; GM V8-350<br>Chev; C50; 1967-1960; GM L6-230<br>Chev; C50; 1978-1960; GM L6-250<br>Chev; C50; 1978-1960; GM L6-292<br>Chev; C50; 1973-1970; GM V8-307<br>Chev; C50; 1968; GM V8-307<br>Chev; C50; 1968-1962; GM V8-327<br>Chev; C50; 1978-1969; GM V8-350<br>Chev; C50; 1978-1966; GM V8-366<br>Chev; C50; 1978-1969; GM V8-427<br>Chev; C50; 1966; GM V8-427<br>Chev; C50; 1978-1960; GM V8-454<br>Chev; C60; 1962-1960; GM L6-261<br>Chev; C60; 1973; GM V-6 432<br>Chev; C60; 1973; GM V-6 478<br>Chev; C60; 1968-1960; GM V8-283<br>Chev; C60; 1973-1970; GM V8-307<br>Chev; C60; 1968; GM V8-307<br>Chev; C60; 1968-1962; GM V8-327<br>Chev; C60; 1965-1960; GM V8-348<br>Chev; C60; 1978-1969; GM V8-350<br>Chev; C60; 1978-1960; GM V8-366<br>Chev; C60; 1978-1969; GM V8-427<br>Chev; C60; 1966; GM V8-427<br>Chev; C60; 1978-1973; GM V8-454<br>Chev; C70; 1980-1979; Cat 3208 Dsl | Chev; C70; 1979-1980; GM V8-366<br>Chev; CD50; 1970-1967; DetrDsl 4-53<br>Chev; CD60; 1970-1967; DetrDsl 4-53<br>Chev; CE40; 1962-1960; GM V8-283<br>Chev; CE40; 1972-1970; GM V8-307<br>Chev; CE40; 1962; GM V8-327<br>Chev; CE40; 1972-1960; GM V8-350<br>Chev; CE50; 1972-1970; GM V8-307<br>Chev; CE50; 1968; GM V8-307<br>Chev; CE50; 1968-1962; GM V8-327<br>Chev; CE50; 1972-1960; GM V8-350<br>Chev; CE60; 1972-1970; GM V8-307<br>Chev; CE60; 1968; GM V8-307<br>Chev; CE60; 1968-1962; GM V8-327<br>Chev; CE60; 1972-1969; GM V8-350<br>Chev; CE60; 1975; GM V8-427<br>Chev; CG50; 1969-1967; GM D478 Dsl<br>Chev; CG50; 1969-1967; GM DH478 Dsl<br>Chev; CG60; 1969-1967; GM D478 Dsl<br>Chev; CG60; 1969-1967; GM DH478 Dsl<br>Chev; CM60; 1972-1970; GM V-6 401<br>Chev; CM60; 1972-1970; GM V-6 432<br>Chev; CM60; 1972-1970; GM V-6 478<br>Chev; D50; 1966-1964; DetrDsl 4-53<br>Chev; H70; 1977-1973; DetrDsl 6V-53<br>Chev; HE90; 1971; GM V8-637<br>Chev; HJ70; 1971-1970; GM D637 Dsl<br>Chev; HV70; 1972-1970; DetrDsl 6V-53<br>Chev; J70; 1977-1973; DetrDsl 6V-53<br>Chev; J80; 1977-1973; DetrDsl 6V-53<br>Chev; JE90; 1971; GM V8-637<br>Chev; JJ70; 1971-1970; GM D637 Dsl<br>Chev; JV70; 1972-1970; DetrDsl 6V-53<br>Chev; JV80; 1972-1970; DetrDsl 6V-53<br>Chev; L50; 1965-1963; GM V8-283<br>Chev; L50; 1965-1963; GM V8-327<br>Chev; L60; 1965-1963; GM V8-283<br>Chev; L60; 1965-1963; GM V8-327<br>Chev; M65; 1978-1973; GM V8-366<br>Chev; M65; 1978-1973; GM V8-427<br>Chev; M65; 1978-1973; GM V8-454<br>Chev; MB60; 1969; GM D478 Dsl<br>Chev; MB60; 1969; GM DH478 Dsl<br>Chev; P30; 1979-1967; GM L6-292<br>Chev; P50; 1967; GM L6-292<br>Chev; T40; 1967-1963; GM L6-230<br>Chev; T40; 1968-1963; GM L6-250<br>Chev; T40; 1972-1963; GM L6-292<br>Chev; T50; 1973; GM D478 Dsl<br>Chev; T50; 1973-1963; GM DH478 Dsl<br>Chev; T50; 1968-1963; GM V8-283<br>Chev; T50; 1968; GM V8-307<br>Chev; T50; 1968-1963; GM V8-327<br>Chev; T50; 1972-1970; GM V8-350<br>Chev; T50; 1973-1966; GM V8-366<br>Chev; T50; 1973-1966; GM V8-427<br>Chev; T50; 1968-1966; GM V8-454<br>Chev; T60; 1975; GM D478 Dsl<br>Chev; T60; 1973; GM D478 Dsl<br>Chev; T60; 1975; GM DH478 Dsl<br>Chev; T60; 1973-1963; GM DH478 Dsl<br>Chev; T60; 1968-1963; GM V8-283<br>Chev; T60; 1978-1976; GM V8-305<br>Chev; T60; 1973; GM V8-307<br>Chev; T60; 1968; GM V8-307<br>Chev; T60; 1968-1963; GM V8-327<br>Chev; T60; 1965-1963; GM V8-348<br>Chev; T60; 1978-1970; GM V8-350<br>Chev; T60; 1978-1963; GM V8-366<br>Chev; T60; 1978-1966; GM V8-427<br>Chev; T60; 1976; GM V8-454<br>Chev; T60; 1968-1966; GM V8-454<br>Chev; T65; 1974; GM V-6 305<br>Chev; T65; 1974; GM V-6 351<br>Chev; T65; 1974; GM V-6 379<br>Chev; T65; 1978-1974; GM V8-366<br>Chev; T65; 1978-1974; GM V8-427<br>Chev; T65; 1976; GM V8-454<br>Chev; TD50; 1969; DetrDsl 4-53<br>Chev; TD60; 1969-1963; DetrDsl 4-53<br>Chev; TE50; 1968; GM V8-307<br>Chev; TE50; 1968-1963; GM V8-327 |
| <b>SYSTEM &amp; COMPONENT IDENT.</b> | Pont; Lemans; 1979-1977; V8-301<br>Pont; Lemans; 1979-1976; V8-305<br>Pont; Lemans; 1979-1970; V8-350<br>Pont; Lemans; 1977-1970; V8-400<br>Pont; Lemans; 1977-1976; V8-403<br>Pont; Lemans; 1974-1971; V8-455<br>Pont; Parisienne; 1965-1964; L6-230 (Canada)<br>Pont; Parisienne; 1979-1977; L6-250 (Canada)<br>Pont; Parisienne; 1972-1964; L6-250 (Canada)<br>Pont; Parisienne; 1979-1977; V8-305 (Canada)<br>Pont; Parisienne; 1969-1964; V8-327 (Canada)<br>Pont; Parisienne; 1979-1969; V8-350 (Canada)<br>Pont; Parisienne; 1969-1966; V8-396 (Canada)<br>Pont; Parisienne; 1976-1974; V8-400 (Canada)<br>Pont; Parisienne; 1970; V8-400 (Canada)<br>Pont; Parisienne; 1965-1964; V8-409 (Canada)<br>Pont; Parisienne; 1969-1966; V8-427 (Canada)<br>Pont; Parisienne; 1970; V8-454 (Canada)<br>Pont; Parisienne; 1976-1974; V8-455 (Canada)<br>Pont; Phoenix; 1978-1977; L4-151<br>Pont; Phoenix; 1979-1977; V6-231<br>Pont; Phoenix; 1977; V8-301<br>Pont; Phoenix; 1979-1977; V8-305<br>Pont; Phoenix; 1979-1964; V8-350<br>Pont; Star Chief; 1966-1964; V8-421<br>Pont; Sunbird; 1977-1976; L4-140<br>Pont; Sunbird; 1979-1977; L4-151<br>Pont; Sunbird; 1979-1976; V6-231<br>Pont; Sunbird; 1979-1978; V8-305<br>Pont; Tempest; 1965-1964; L6-215<br>Pont; Tempest; 1967-1966; L6-230<br>Pont; Tempest; 1970-1964; L6-250<br>Pont; Tempest; 1970-1968; V8-350<br>Pont; Tempest; 1965-1964; V8-389<br>Pont; Tempest; 1970; V8-400<br>Pont; Ventura; 1977-1973; L4-151<br>Pont; Ventura; 1977-1975; V6-231<br>Pont; Ventura; 1977; V8-301<br>Pont; Ventura; 1977; V8-305<br>Pont; Ventura; 1977-1973; V8-350 | Toy.; Avalon; 1995; V6-3.0<br>Toy.; Camry; 1985-1984; L4-1.8 Dsl<br>Toy.; Camry; 1991-1983; L4-2.0<br>Toy.; Camry; 1986; L4-2.0 Dsl<br>Toy.; Camry; 1995-1988; L4-2.2<br>Toy.; Camry; 1995-1990; V6-3.0<br>Toy.; Celica; 1995-1986; L4-1.8<br>Toy.; Celica; 1995-1990; L4-2.2<br>Toy.; Celica; 1980-1978; L4-2.2<br>Toy.; Celica; 1985-1982; L4-2.4<br>Toy.; Celica; 1985-1982; L6-2.8<br>Toy.; Corolla; 1995-1983; L4-1.6<br>Toy.; Corolla; 1995-1980; L4-1.8<br>Toy.; Corolla; 1985-1984; L4-1.8 Dsl<br>Toy.; Corolla; 1982; L4-2.4<br>Toy.; Corona; 1978; L4-134<br>Toy.; Corona; 1982; L4-2.4<br>Toy.; Cressida; 1980-1978; L6-2.6<br>Toy.; Cressida; 1988-1989; L6-2.8  | Rambler; Ambassador; 1965; V8-287<br>Rambler; Ambassador; 1965-1961; V8-327<br>Rambler; American; 1965-1962; L6-196<br>Rambler; American; 1965; L6-232<br>Rambler; Marlin; 1965; V8-287<br>Rambler; Marlin; 1965; V8-327<br>Rambler; Rambler Classic; 1965; V8-287<br>Renault; Alliance; 1987-1985; L4-1.4<br>Renault; Alliance; 1987-1985; L4-1.7<br>Renault; Alliance; 1987-1982; L4-2.0<br>Renault; Fuego; 1985-1984; L4-2.2<br>Renault; 18i; 1983-1981; L4-1.6<br>Subaru; Impreza; 1995-1993; L4-1.8<br>Subaru; Impreza; 1995; L4-2.2<br>Subaru; Legacy; 1995-1990; L4-2.2<br>Subaru; SVX; 1995-1992; L6-3.3  |
| <b>PASS. CARS</b>                    |   |  |   |
| <b>LIGHT TRUCKS</b>                  |   |  |   |
| <b>MEDIUM/HEAVY TRUCKS</b>           |   |  |   |
| <b>BUSES</b>                         |   |  |   |
| <b>HOSE NUMERICAL</b>                |   |  |   |
| <b>REPAIR KITS</b>                   |   |  |   |
| <b>KIT NUMERICAL</b>                 |   |  |   |
| <b>ILLUSTRATIONS</b>                 |   |  |   |

# Numerical Listing - Power Steering Hose Assemblies and End Fittings

## 71224 - Continued

Chev; TE50; 1972-1970; GM V8-350  
 Chev; TE50; 1972-1970; GM V8-366  
 Chev; TE60; 1966-1963; GM V8-283  
 Chev; TE60; 1966-1963; GM V8-327  
 Chev; TE60; 1972-1970; GM V8-366  
 Chev; TE65; 1972-1966; GM V8-366  
 Chev; TE65; 1972-1966; GM V8-427  
 Chev; TE65; 1968-1966; GM V8-454  
 Chev; TG50; 1972-1967; GM D478 Dsl  
 Chev; TG50; 1972-1967; GM DH478 Dsl  
 Chev; TG60; 1972-1967; GM D478 Dsl  
 Chev; TG60; 1972-1967; GM DH478 Dsl  
 Chev; Titan; 1980-1979; Cat 3406 Dsl  
 Chev; TM65; 1972-1970; GM V-6 305  
 Chev; TM65; 1972-1970; GM V-6 351  
 Chev; TM65; 1972-1970; GM V-6 379  
 Chev; TV70; 1968-1966; DetrDsl 6V-53  
 Chev; W6; 1980; GM V8-5.7  
 Chev; W6; 1980; GM V8-6.0  
 Chev; W7; 1980; GM V8-6.0  
 Chev; W7; 1980; GM V8-7.0  
 Chev; W70; 1968-1966; DetrDsl 6V-53  
 Chev; Y80; 1966; DetrDsl 6V-53  
 Ford; E350; 1989; V8-5.8  
 Ford; E350; 1989; V8-7.5  
 Ford; F Super Duty; 1989-1988; V8-7.5  
 GMC; Astro; 1980-1979; Cat 3406 Dsl  
 GMC; Astro; 1981-1979; DetrDsl 6-71  
 GMC; Astro; 1983-1979; DetrDsl 6V-92  
 GMC; Astro; 1983-1979; DetrDsl 8V-71  
 GMC; Astro; 1983-1979; DetrDsl 8V-92  
 GMC; Brigadier; 1983-1979; DetrDsl 6-71  
 GMC; Brigadier; 1983-1979; DetrDsl 6V-53  
 GMC; Brigadier; 1983-1979; DetrDsl 6V-92  
 GMC; Brigadier; 1981-1979; DetrDsl 8V-71  
 GMC; Brigadier; 1979-1973; V8-427  
 GMC; C5000; 1987-1985; V8-5.7  
 GMC; C6000; 1985-1983; DetrDsl V8-8.2  
 GMC; C6000; 1987-1985; V8-5.7  
 GMC; C6000; 1987; V8-6.0  
 GMC; C7000; 1985; DetrDsl V8-8.2  
 GMC; C7000; 1983; DetrDsl V8-8.2  
 GMC; C7000; 1987; V8-6.0  
 GMC; C7000; 1987; V8-7.0  
 GMC; CD6500; 1977; DetrDsl 4-53  
 GMC; CE4500; 1968-1967; V8-283  
 GMC; CE4500; 1962-1960; V8-283  
 GMC; CE4500; 1972-1970; V8-307  
 GMC; CE4500; 1968; V8-307  
 GMC; CE4500; 1968-1967; V8-327  
 GMC; CE4500; 1962; V8-327  
 GMC; CE4500; 1972-1960; V8-350  
 GMC; CE5000; 1977; V8-305  
 GMC; CE5000; 1973-1970; V8-307  
 GMC; CE5000; 1968-1960; V8-307  
 GMC; CE5000; 1968-1962; V8-327  
 GMC; CE5000; 1977-1975; V8-350  
 GMC; CE5000; 1973-1968; V8-350  
 GMC; CE5500; 1972-1970; V8-307  
 GMC; CE5500; 1972-1969; V8-350  
 GMC; CE5500; 1972-1966; V8-366  
 GMC; CE5500; 1972-1966; V8-427  
 GMC; CE5500; 1968-1966; V8-454  
 GMC; CE6000; 1968-1960; V8-283  
 GMC; CE6000; 1973-1970; V8-307  
 GMC; CE6000; 1968-1960; V8-307  
 GMC; CE6000; 1968-1960; V8-327  
 GMC; CE6000; 1977-1969; V8-350  
 GMC; CE6000; 1977-1967; V8-366  
 GMC; CE6000; 1977-1967; V8-427  
 GMC; CE6000; 1977-1973; V8-454  
 GMC; CE6000; 1968-1967; V8-454  
 GMC; CE6500; 1977-1973; V8-366  
 GMC; CE6500; 1977-1973; V8-427  
 GMC; CE6500; 1977-1966; V8-454  
 GMC; CG5500; 1972-1970; GMC D478 Dsl  
 GMC; CG5500; 1972-1970; GMC DH478 Dsl  
 GMC; CG6000; 1975-1973; GMC D478 Dsl  
 GMC; CG6000; 1975-1973; GMC DH478 Dsl  
 GMC; CH9500; 1970-1966; DetrDsl 8V-71  
 GMC; CI9500; 1971-1966; DetrDsl 6-71N  
 GMC; CM5500; 1974-1970; V-6 305

## 71224 - Continued

GMC; CM5500; 1974-1970; V-6 351  
 GMC; CM5500; 1974-1970; V-6 379  
 GMC; CM6500; 1975-1970; V-6 305  
 GMC; CM6500; 1975-1970; V-6 351  
 GMC; CM6500; 1975-1970; V-6 379  
 GMC; CM6500; 1974-1970; V-6 401  
 GMC; CM6500; 1974-1970; V-6 432  
 GMC; CM6500; 1974-1970; V-6 478  
 GMC; CS4500; 1977-1967; L6-230  
 GMC; CS4500; 1977-1967; L6-250  
 GMC; CS5000; 1977-1967; L6-292  
 GMC; CS5500; 1977-1963; L6-230  
 GMC; CS5500; 1977-1963; L6-250  
 GMC; CS6000; 1977-1967; L6-292  
 GMC; DE9500; 1972-1967; V8-637  
 GMC; EG5500; 1969-1967; GMC D478 Dsl  
 GMC; EG5500; 1969-1967; GMC DH478 Dsl  
 GMC; EG6500; 1969-1967; GMC D478 Dsl  
 GMC; EG6500; 1969-1967; GMC DH478 Dsl  
 GMC; EM4500; 1969-1967; V-6 305  
 GMC; EM4500; 1969-1967; V-6 351  
 GMC; EM4500; 1969-1967; V-6 379  
 GMC; EM5500; 1969-1967; V-6 305  
 GMC; EM5500; 1969-1967; V-6 351  
 GMC; EM5500; 1969-1967; V-6 379  
 GMC; EM6500; 1969-1967; V-6 305  
 GMC; EM6500; 1969-1967; V-6 351  
 GMC; EM6500; 1969-1967; V-6 379  
 GMC; ES4500; 1969-1967; L6-230  
 GMC; ES4500; 1969-1967; L6-250  
 GMC; FE9500; 1972-1966; V8-637  
 GMC; General; 1983-1979; DetrDsl 6-71  
 GMC; General; 1983-1979; DetrDsl 6V-92  
 GMC; General; 1983-1979; DetrDsl 8V-71  
 GMC; General; 1983-1979; DetrDsl 8V-92  
 GMC; HE9500; 1972-1966; V8-637  
 GMC; HI9500; 1966; DetrDsl 6-71  
 GMC; HI9500; 1972-1966; DetrDsl 6-71N  
 GMC; HJ7500; 1969-1967; GMC D637 Dsl  
 GMC; HJ7500; 1969-1967; GMC DH637 Dsl  
 GMC; HJ9500; 1969-1966; GMC D637 Dsl  
 GMC; HJ9500; 1969-1966; GMC DH637 Dsl  
 GMC; HM7500; 1971-1966; V-6 305  
 GMC; HM7500; 1971-1966; V-6 351  
 GMC; HM7500; 1971-1966; V-6 379  
 GMC; HM7500; 1971-1966; V-6 401  
 GMC; HM7500; 1971-1966; V-6 432  
 GMC; HM7500; 1971-1966; V-6 478  
 GMC; HM8500; 1970-1966; V-6 305  
 GMC; HM8500; 1970-1966; V-6 351  
 GMC; HM8500; 1970-1966; V-6 379  
 GMC; HM8500; 1971-1966; V-6 401  
 GMC; HM8500; 1971-1966; V-6 432  
 GMC; HM8500; 1971-1966; V-6 478  
 GMC; JE9500; 1972-1966; V8-637  
 GMC; JI9500; 1969-1968; DetrDsl 6-71  
 GMC; JI9500; 1972-1966; DetrDsl 6-71N  
 GMC; JJ7500; 1969-1967; GMC D637 Dsl  
 GMC; JJ7500; 1969-1967; GMC DH637 Dsl  
 GMC; JJ9500; 1969-1966; GMC D637 Dsl  
 GMC; JI9500; 1969-1966; GMC DH637 Dsl  
 GMC; JM7500; 1970-1966; V-6 305  
 GMC; JM7500; 1970-1966; V-6 351  
 GMC; JM7500; 1970-1966; V-6 379  
 GMC; JM7500; 1971-1966; V-6 401  
 GMC; JM7500; 1971-1966; V-6 432  
 GMC; JM7500; 1971-1966; V-6 478  
 GMC; JM8500; 1971-1966; V-6 401  
 GMC; JM8500; 1971-1966; V-6 432  
 GMC; JM8500; 1971-1966; V-6 478  
 GMC; JN7500; 1968-1966; DetrDsl 6V-53  
 GMC; JN8500; 1968-1966; DetrDsl 6V-53  
 GMC; M6500; 1978; V8-366  
 GMC; M6500; 1978; V8-427  
 GMC; M6500; 1978-1973; V8-454  
 GMC; ME6500; 1977-1973; V8-427  
 GMC; ME6500; 1977-1970; V8-454  
 GMC; ME9500; 1968-1966; V8-637  
 GMC; MI9500; 1972-1966; DetrDsl 6-71N  
 GMC; MM6500; 1974-1970; V-6 401  
 GMC; MM6500; 1974-1970; V-6 432  
 GMC; MM6500; 1974-1970; V-6 478

## 71224 - Continued

GMC; P3500; 1979-1978; L6-292  
 GMC; T6000; 1966-1963; V8-283  
 GMC; T6000; 1973; V8-307  
 GMC; T6000; 1966-1963; V8-327  
 GMC; T6000; 1978-1973; V8-350  
 GMC; T6000; 1978-1966; V8-366  
 GMC; T6000; 1978-1966; V8-427  
 GMC; T6000; 1969-1966; V8-454  
 GMC; T6500; 1978; V8-366  
 GMC; T6500; 1978; V8-427  
 GMC; TE5500; 1968-1963; V8-283  
 GMC; TE5500; 1968; V8-307  
 GMC; TE5500; 1968-1963; V8-327  
 GMC; TE5500; 1972-1970; V8-350  
 GMC; TE5500; 1977-1966; V8-366  
 GMC; TE5500; 1968-1966; V8-454  
 GMC; TE6500; 1968-1966; V8-454  
 GMC; TE9500; 1968; V8-637  
 GMC; TG5500; 1975-1972; GMC D478 Dsl  
 GMC; TG5500; 1969-1967; GMC D478 Dsl  
 GMC; TG5500; 1975-1972; GMC DH478 Dsl  
 GMC; TG5500; 1969-1967; GMC DH478 Dsl  
 GMC; TG6000; 1975-1972; GMC D478 Dsl  
 GMC; TG6000; 1969-1967; GMC D478 Dsl  
 GMC; TG6000; 1975-1972; GMC DH478 Dsl  
 GMC; TG6000; 1969-1967; GMC DH478 Dsl  
 GMC; TG6500; 1974-1972; GMC D478 Dsl  
 GMC; TG6500; 1974-1972; GMC DH478 Dsl  
 GMC; TM5500; 1974-1970; V-6 305  
 GMC; TM5500; 1974-1970; V-6 351  
 GMC; TM5500; 1974-1970; V-6 379  
 GMC; TM6000; 1974-1970; V-6 305  
 GMC; TM6000; 1974-1970; V-6 351  
 GMC; TM6000; 1974-1970; V-6 379  
 GMC; TM6500; 1974-1970; V-6 305  
 GMC; TM6500; 1974-1970; V-6 351  
 GMC; TM6500; 1974-1970; V-6 379  
 GMC; TM7500; 1968-1966; V-6 305  
 GMC; TM7500; 1968-1966; V-6 351  
 GMC; TM7500; 1968-1966; V-6 379  
 GMC; TM7500; 1968-1966; V-6 401  
 GMC; TM7500; 1968-1966; V-6 432  
 GMC; TM7500; 1968-1966; V-6 478  
 GMC; TM8500; 1968-1966; V-6 401  
 GMC; TM8500; 1968-1966; V-6 432  
 GMC; TM8500; 1968-1966; V-6 478  
 GMC; TS5500; 1972-1963; L6-292  
 GMC; TV7500; 1977-1966; DetrDsl 6V-53  
 GMC; WE9500; 1972; V8-637  
 GMC; WM7500; 1968-1966; V-6 401  
 GMC; WM7500; 1968-1966; V-6 432  
 GMC; WM7500; 1968-1966; V-6 478  
 GMC; WM8500; 1968-1966; V-6 401  
 GMC; WM8500; 1968-1966; V-6 432  
 GMC; WM8500; 1968-1970; V-6 478  
 GMC; WV7500; 1967-1966; DetrDsl 6V-53  
 Chev; B7; 1973-1969; GM V8-350  
 Chev; B7; 1973-1969; GM V8-366  
 Chev; B7; 1973-1969; GM V8-427  
 Chev; B7; 1973-1969; GM V8-454  
 Chev; B60 B6P; 1973-1969; GM V8-350  
 Chev; B60 B6P; 1973-1969; GM V8-366  
 Chev; B60 B6P; 1973-1969; GM V8-427  
 Chev; B60 B6P; 1973-1969; GM V8-454  
 Chev; S40; 1977-1973; GM L6-230  
 Chev; S40; 1977-1973; GM L6-250  
 Chev; S40; 1978-1975; GM L6-292  
 Chev; S40; 1978-1975; GM V8-350  
 Chev; S50; 1978-1975; GM L6-292  
 Chev; S50; 1978-1975; GM V8-350  
 Chev; S50; 1978-1975; GM V8-366  
 Chev; S60 B6P; 1978-1973; GM L6-292  
 Chev; S60 B6P; 1978-1973; GM V-6 305  
 Chev; S60 B6P; 1978-1973; GM V-6 351  
 Chev; S60 B6P; 1978-1973; GM V-6 379  
 Chev; S60 B6P; 1978-1969; GM V8-350  
 Chev; S60 B6P; 1978-1969; GM V8-366  
 Chev; S65; 1978-1973; GM V-6 305  
 Chev; S65; 1978-1973; GM V-6 351  
 Chev; S65; 1978-1973; GM V-6 379  
 Chev; S65; 1978-1973; GM V-6 401  
 Chev; S65; 1978-1973; GM V-6 432

**SYSTEM  
PUMP &  
GEAR  
IDENT.**

**SYSTEM &  
COM-  
PONENT  
IDENT.**

**PASS.  
CARS**

**LIGHT  
TRUCKS**

**MEDIUM/  
HEAVY  
TRUCKS**

**BUSES**

**HOSE  
NUMER-  
ICAL**

**REPAIR  
KITS**

**KIT  
NUMER-  
ICAL**

**ILLUSTRATIONS**

# Numerical Listing - Power Steering Hose Assemblies and End Fittings

**SYSTEM  
PUMP &  
GEAR  
IDENT.**

## 71224 - Continued

Chev; S65; 1978-1973; GM V-6 478  
Chev; S65; 1978-1975; GM V8-366  
GMC; B6000 B6P; 1979; V8-350  
GMC; B6000 B6P; 1982-1979; V8-5.7  
GMC; B6000 B6P; 1982-1979; V8-6.0  
GMC; B6000 B6P; 1982-1979; V8-7.0  
GMC; S5000; 1974-1973; L6-230  
GMC; SE6000; 1978-1975; V8-307  
GMC; SE6000; 1978-1975; V8-350  
GMC; SE6000; 1978-1975; V8-366  
GMC; SE6000; 1978-1975; V8-427  
GMC; SE6000; 1978-1970; V8-454  
GMC; SG5500; 1974-1970; GMC DH478 Dsl  
GMC; SG6000; 1975-1970; GMC D478 Dsl  
GMC; SG6000; 1975-1970; GMC DH478 Dsl  
GMC; SM5500; 1975-1973; V-6 305  
GMC; SM5500; 1975-1973; V-6 351  
GMC; SM5500; 1975-1973; V-6 379  
GMC; SM6500; 1975-1973; V-6 305  
GMC; SM6500; 1975-1973; V-6 351  
GMC; SM6500; 1975-1973; V-6 379  
GMC; SS4500; 1977-1973; L6-230  
GMC; SS4500; 1977-1973; L6-250  
GMC; SS6000; 1978-1994; L6-292

**SYSTEM &  
COMPONENT  
IDENT.**

**PASS.  
CARS**

**LIGHT  
TRUCKS**

**MEDIUM/  
HEAVY  
TRUCKS**

## 71225

Buick; Regal; 1985; V8-5.7 Dsl  
Chev; El Camino; 1984-1983; V8-5.7 Dsl  
Chev; Malibu; 1983; V8-5.7 Dsl  
GMC; Caballero; 1984-1983; V8-5.7 Dsl  
Olds; Cutlass; 1985-1983; V8-5.7 Dsl  
Pont; Bonneville; 1984-1982; V8-5.7 Dsl  
Pont; Grand Prix; 1984-1982; V8-5.7 Dsl  
Pont; Parisienne; 1985-1982; V8-5.7 Dsl

## 71226

Buick; Regal; 1985; V8-5.7 Dsl  
Chev; El Camino; 1984-1983; V8-5.7 Dsl  
Chev; Malibu; 1983; V8-5.7 Dsl  
GMC; Caballero; 1984-1983; V8-5.7 Dsl  
Olds; Cutlass; 1985-1983; V8-5.7 Dsl  
Pont; Bonneville; 1984-1982; V8-5.7 Dsl  
Pont; Grand Prix; 1984-1982; V8-5.7 Dsl  
Pont; Parisienne; 1985-1982; V8-5.7 Dsl

## 71230

Chev; G Van; 1983; L6-4.1  
GMC; G Van; 1983; L6-4.1

## 71231

Chev; G Van; 1986-1983; V8-5.0  
Chev; G Van; 1986-1983; V8-5.7  
GMC; G Van; 1986-1983; V8-5.0  
GMC; G Van; 1986-1983; V8-5.7

## 71232

Chev; G Van; 1989-1983; V8-5.7  
Chev; G Van; 1989-1983; V8-6.2 Dsl  
Chev; G Van; 1989-1988; V8-7.4  
GMC; G Van; 1989-1983; V8-5.7  
GMC; G Van; 1989-1983; V8-6.2 Dsl  
GMC; G Van; 1989-1988; V8-7.4

## 71233

Chev; G Van; 1984-1983; V8-6.2 Dsl  
GMC; G Van; 1984-1983; V8-6.2 Dsl

## 71234

Dodge; D & W Pickup; 1987-1989; L6-3.7  
Dodge; D & W Pickup; 1989-1988; V6-3.9  
Dodge; D & W Pickup; 1990-1982; V8-5.2  
Dodge; D & W Pickup; 1989-1982; V8-5.9  
Dodge; Ramcharger; 1990-1982; V8-5.2  
Dodge; Ramcharger; 1984; V8-5.9

**HOSE  
NUMERICAL**

**REPAIR  
KITS**

**KIT  
NUMERICAL**

**ILLUST-  
RATIONS**

## 71235

Ford; Granada; 1982; V6-3.8  
Ford; Ltd; 1986-1983; V6-3.8  
Ford; Mustang; 1986-1983; V6-3.8  
Ford; Thunderbird; 1987-1983; V6-3.8  
Merc; Capri; 1986-1983; V6-3.8  
Merc; Cougar; 1987-1982; V6-3.8  
Merc; Marquis; 1986-1983; V6-3.8

## 71236

Acura; Integra; 1989-1986; L4-1.6  
Acura; Integra; 1993-1992; L4-1.7  
Acura; Integra; 1995-1990; L4-1.8  
Acura; Legend; 1987-1986; V6-2.5  
Acura; Legend; 1990-1987; V6-2.7  
Acura; Legend; 1995-1991; V6-3.2  
Acura; TL; 1995; L5-2.5  
AmerMtrs; Ambassador; 1967-1966; L6-232  
AmerMtrs; Ambassador; 1966; V8-287  
AmerMtrs; Ambassador; 1969-1967; V8-290  
AmerMtrs; Ambassador; 1974-1970; V8-304  
AmerMtrs; Ambassador; 1966; V8-327  
AmerMtrs; Ambassador; 1969-1967; V8-343  
AmerMtrs; Ambassador; 1974-1970; V8-360  
AmerMtrs; Ambassador; 1970-1968; V8-390  
AmerMtrs; Ambassador; 1974-1971; V8-401  
AmerMtrs; American; 1967-1966; L6-199  
AmerMtrs; American; 1968-1967; V8-290  
AmerMtrs; AMX; 1980-1978; L6-4.2  
AmerMtrs; AMX; 1969-1978; V8-290  
AmerMtrs; AMX; 1974-1972; V8-304  
AmerMtrs; AMX; 1969-1968; V8-343  
AmerMtrs; AMX; 1974-1970; V8-360  
AmerMtrs; AMX; 1970-1968; V8-390  
AmerMtrs; AMX; 1974-1971; V8-401  
AmerMtrs; Concord; 1979-1978; L4-121  
AmerMtrs; Concord; 1982-1978; L4-2.5  
AmerMtrs; Concord; 1983-1978; L6-4.2  
AmerMtrs; Eagle; 1984-1981; L4-2.5  
AmerMtrs; Eagle; 1988-1980; L6-4.2  
AmerMtrs; Gremlin; 1978-1975; L4-121  
AmerMtrs; Gremlin; 1978-1972; L6-258  
AmerMtrs; Hornet; 1977-1975; L6-232  
AmerMtrs; Hornet; 1977-1975; L6-258  
AmerMtrs; Hornet; 1977-1970; V8-304  
AmerMtrs; Hornet; 1974-1971; V8-360  
AmerMtrs; Javelin; 1969-1968; V8-290  
AmerMtrs; Javelin; 1974-1968; V8-304  
AmerMtrs; Javelin; 1974-1970; V8-360  
AmerMtrs; Javelin; 1970-1968; V8-390  
AmerMtrs; Javelin; 1974-1971; V8-401  
AmerMtrs; Marlin; 1967-1975; L6-232  
AmerMtrs; Matador; 1977-1971; V8-304  
AmerMtrs; Matador; 1978-1971; V8-360  
AmerMtrs; Matador; 1976-1971; V8-401  
AmerMtrs; Pacer; 1978-1975; L6-232  
AmerMtrs; Pacer; 1980-1975; L6-4.2  
AmerMtrs; Pacer; 1979-1978; V8-304  
AmerMtrs; Rambler; 1969; V8-290  
AmerMtrs; Rambler; 1969; V8-390  
AmerMtrs; Rambler Classic; 1966; L6-199  
AmerMtrs; Rambler Classic; 1966; L6-232  
AmerMtrs; Rambler Classic; 1966; V8-287  
AmerMtrs; Rambler Classic; 1966; V8-290  
AmerMtrs; Rambler Classic; 1966-1967; V8-327  
AmerMtrs; Rebel; 1969-1967; V8-290  
AmerMtrs; Rebel; 1970-1967; V8-304  
AmerMtrs; Rebel; 1970; V8-360  
AmerMtrs; Rebel; 1970-1969; V8-390  
AmerMtrs; Spirit; 1979; L4-121  
AmerMtrs; Spirit; 1982-1979; L4-2.5  
AmerMtrs; Spirit; 1983-1979; L6-4.2  
AmerMtrs; Spirit; 1979; V8-304  
Asuna; Sunfire; 1993; L4-1.8 (Canada)  
Audi; 100; 1992; V6-2.8  
Buick; Apollo; 1975-1973; L6-250  
Buick; Apollo; 1975; V8-260  
Buick; Apollo; 1975-1973; V8-350  
Buick; Centurion; 1973-1971; V8-350  
Buick; Century; 1979-1975; V6-196  
Buick; Century; 1979; V8-301  
Buick; Century; 1979-1977; V8-305

## 71236 - Continued

Buick; Century; 1979-1973; V8-350  
Buick; Century; 1977; V8-403  
Buick; Century; 1974-1973; V8-455  
Buick; Electra; 1979-1960; V8-350  
Buick; Electra; 1979-1977; V8-403  
Buick; Electra; 1969-1967; V8-430  
Buick; Electra; 1976-1970; V8-455  
Buick; Invicta; 1963-1960; V8-401  
Buick; Lesabre; 1970; L6-250  
Buick; Lesabre; 1979-1964; V6-231  
Buick; Lesabre; 1979-1966; V8-301  
Buick; Lesabre; 1979-1968; V8-350  
Buick; Lesabre; 1961-1960; V8-364  
Buick; Lesabre; 1975-1962; V8-400  
Buick; Lesabre; 1978-1970; V8-403  
Buick; Regal; 1979-1975; V6-196  
Buick; Regal; 1979; V8-301  
Buick; Regal; 1979-1977; V8-305  
Buick; Regal; 1977-1973; V8-350  
Buick; Riviera; 1979; V6-231  
Buick; Riviera; 1979-1977; V8-350  
Buick; Riviera; 1965-1963; V8-401  
Buick; Riviera; 1978-1963; V8-403  
Buick; Riviera; 1969-1967; V8-430  
Buick; Riviera; 1976-1970; V8-455  
Buick; Skyhawk; 1979-1975; V6-231  
Buick; Skylark; 1971-1964; L6-250  
Buick; Skylark; 1979-1975; V6-231  
Buick; Skylark; 1963-1961; V8-215  
Buick; Skylark; 1976-1975; V8-260  
Buick; Skylark; 1967-1964; V8-300  
Buick; Skylark; 1977; V8-301  
Buick; Skylark; 1979-1977; V8-305  
Buick; Skylark; 1967-1966; V8-340  
Buick; Skylark; 1979-1975; V8-350  
Buick; Skylark; 1972-1968; V8-350  
Buick; Skylark; 1972-1968; V8-455  
Buick; Special; 1963-1962; V6-198  
Buick; Special; 1967-1961; V6-225  
Buick; Special; 1967-1964; V8-300  
Buick; Special; 1969-1968; V8-350  
Buick; Wildcat; 1966-1964; V8-401  
Buick; Wildcat; 1969-1967; V8-430  
Buick; Wildcat; 1970; V8-455  
Cad; Calais; 1967-1965; V8-429  
Cad; Calais; 1974-1971; V8-472  
Cad; Calais; 1976-1975; V8-500  
Cad; Deville; 1979; V8-350 Dsl  
Cad; Deville; 1979-1977; V8-425  
Cad; Deville; 1967-1965; V8-429  
Cad; Deville; 1974-1971; V8-472  
Cad; Deville; 1976-1975; V8-500  
Cad; Eldorado; 1979; V8-350  
Cad; Eldorado; 1979; V8-350 Dsl  
Cad; Eldorado; 1969-1968; V8-472  
Cad; Eldorado; 1975-1970; V8-500  
Cad; Fleetwood; 1979; V8-350 Dsl  
Cad; Fleetwood; 1979-1977; V8-425  
Cad; Fleetwood; 1974-1971; V8-472  
Cad; Fleetwood; 1976-1975; V8-500  
Cad; Fleetwood 75; 1963; V8-390  
Cad; Fleetwood 75; 1967-1963; V8-429  
Cad; Fleetwood Sixty Special; 1967-1964; V8-429  
Cad; Seville; 1979-1976; V8-350  
Cad; Seville; 1979-1978; V8-350 Dsl  
Checker; Deluxe; 1969; L6-250  
Checker; Deluxe; 1969; V8-327  
Checker; Deluxe; 1969-1965; V8-350  
Checker; Marathon; 1979-1969; L6-250  
Checker; Marathon; 1967-1965; V8-283  
Checker; Marathon; 1979-1977; V8-305  
Checker; Marathon; 1968-1966; V8-307  
Checker; Marathon; 1979-1969; V8-350  
Chev; Beaumont; 1966-1965; L6-194 (Canada)  
Chev; Beaumont; 1968; L6-230 (Canada)  
Chev; Beaumont; 1966-1965; L6-230 (Canada)  
Chev; Beaumont; 1969-1965; L6-250 (Canada)  
Chev; Beaumont; 1969-1965; V8-307 (Canada)  
Chev; Beaumont; 1969-1966; V8-350 (Canada)  
Chev; Beaumont; 1966-1965; V8-427 (Canada)  
Chev; BelAir; 1973-1965; L6-250  
Chev; BelAir; 1979-1977; L6-250 (Canada)



# Numerical Listing - Power Steering Hose Assemblies and End Fittings

## 71236 - Continued

Chev; BelAir; 1967-1965; V8-283  
 Chev; BelAir; 1979-1977; V8-305 (Canada)  
 Chev; BelAir; 1968-1965; V8-307  
 Chev; BelAir; 1975-1969; V8-350  
 Chev; BelAir; 1979-1976; V8-350 (Canada)  
 Chev; BelAir; 1969-1965; V8-396  
 Chev; BelAir; 1975-1970; V8-400  
 Chev; BelAir; 1976; V8-400 (Canada)  
 Chev; BelAir; 1972-1971; V8-402  
 Chev; BelAir; 1969-1966; V8-427  
 Chev; BelAir; 1975-1970; V8-454  
 Chev; BelAir; 1976-1965; V8-454 (Canada)  
 Chev; Biscayne; 1972-1965; L6-250  
 Chev; Biscayne; 1973; L6-250 (Canada)  
 Chev; Biscayne; 1967-1965; V8-283  
 Chev; Biscayne; 1968-1965; V8-307  
 Chev; Biscayne; 1972-1969; V8-350  
 Chev; Biscayne; 1975-1973; V8-350 (Canada)  
 Chev; Biscayne; 1969-1965; V8-396  
 Chev; Biscayne; 1972-1970; V8-400  
 Chev; Biscayne; 1975-1971; V8-400 (Canada)  
 Chev; Biscayne; 1969-1966; V8-427  
 Chev; Biscayne; 1972-1970; V8-454  
 Chev; Biscayne; 1975-1973; V8-454 (Canada)  
 Chev; Blazer; 1979-1969; L6-250  
 Chev; Blazer; 1979-1977; V8-305  
 Chev; Blazer; 1973-1969; V8-307  
 Chev; Blazer; 1979-1969; V8-350  
 Chev; Blazer; 1979-1975; V8-400  
 Chev; C&K Pickup; 1979-1969; L6-292  
 Chev; C&K Pickup; 1979-1977; V8-305  
 Chev; C&K Pickup; 1973-1969; V8-307  
 Chev; C&K Pickup; 1979-1969; V8-350  
 Chev; C&K Pickup; 1979-1978; V8-350 Dsl  
 Chev; C&K Pickup; 1979-1969; V8-396  
 Chev; C&K Pickup; 1979-1975; V8-400  
 Chev; C&K Pickup; 1970; V8-400  
 Chev; C&K Pickup; 1972-1971; V8-402  
 Chev; C&K Pickup; 1979-1973; V8-454  
 Chev; Camaro; 1979-1967; L6-250  
 Chev; Camaro; 1969-1967; V8-302  
 Chev; Camaro; 1979-1976; V8-305  
 Chev; Camaro; 1973-1969; V8-307  
 Chev; Camaro; 1969-1967; V8-327  
 Chev; Camaro; 1979-1967; V8-350  
 Chev; Camaro; 1969-1967; V8-396  
 Chev; Camaro; 1971-1969; V8-400  
 Chev; Camaro; 1967; V8-427  
 Chev; Caprice; 1979-1977; L6-250  
 Chev; Caprice; 1967-1966; V8-283  
 Chev; Caprice; 1979-1977; V8-305  
 Chev; Caprice; 1968-1966; V8-307  
 Chev; Caprice; 1979-1969; V8-350  
 Chev; Caprice; 1969-1966; V8-396  
 Chev; Caprice; 1976-1970; V8-400  
 Chev; Caprice; 1972-1971; V8-402  
 Chev; Caprice; 1969-1966; V8-427  
 Chev; Caprice; 1976-1970; V8-454  
 Chev; Chevelle; 1966-1964; L6-194  
 Chev; Chevelle; 1969-1964; L6-230  
 Chev; Chevelle; 1973-1967; L6-250  
 Chev; Chevelle; 1967-1964; V8-283  
 Chev; Chevelle; 1976; V8-305  
 Chev; Chevelle; 1973-1968; V8-307  
 Chev; Chevelle; 1968-1964; V8-327  
 Chev; Chevelle; 1976-1969; V8-350  
 Chev; Chevelle; 1969-1974; V8-396  
 Chev; Chevelle; 1971-1970; V8-400  
 Chev; Chevelle; 1974-1970; V8-454  
 Chev; Chevy II; 1968-1965; L4-153  
 Chev; Chevy II; 1967-1965; L6-194  
 Chev; Chevy II; 1968-1965; L6-230  
 Chev; Chevy II; 1968-1967; L6-250  
 Chev; Chevy II; 1967-1965; V8-283  
 Chev; Chevy II; 1968; V8-307  
 Chev; Chevy II; 1968-1965; V8-327  
 Chev; Chevy II; 1968; V8-350  
 Chev; Chevy II; 1968; V8-396  
 Chev; Corvette; 1968-1963; V8-327  
 Chev; Corvette; 1979-1969; V8-350  
 Chev; Corvette; 1965; V8-396  
 Chev; Corvette; 1969-1966; V8-427

## 71236 - Continued

Chev; Corvette; 1974-1970; V8-454  
 Chev; El Camino; 1969-1964; L6-230  
 Chev; El Camino; 1977-1975; L6-250  
 Chev; El Camino; 1973-1967; L6-250  
 Chev; El Camino; 1979; V6-200  
 Chev; El Camino; 1967-1964; V8-283  
 Chev; El Camino; 1979-1976; V8-305  
 Chev; El Camino; 1973-1968; V8-307  
 Chev; El Camino; 1968-1964; V8-327  
 Chev; El Camino; 1979-1967; V8-350  
 Chev; El Camino; 1976-1974; V8-400  
 Chev; El Camino; 1972-1970; V8-402  
 Chev; El Camino; 1975-1970; V8-454  
 Chev; G Van; 1979-1971; L6-250  
 Chev; G Van; 1978-1974; L6-292  
 Chev; G Van; 1979-1977; V8-305  
 Chev; G Van; 1973-1971; V8-307  
 Chev; G Van; 1979-1971; V8-350  
 Chev; G Van; 1979-1975; V8-400  
 Chev; Impala; 1965; L6-230  
 Chev; Impala; 1979-1977; L6-250  
 Chev; Impala; 1973-1965; L6-250  
 Chev; Impala; 1967-1965; V8-283  
 Chev; Impala; 1979-1977; V8-305  
 Chev; Impala; 1968-1965; V8-307  
 Chev; Impala; 1979-1969; V8-350  
 Chev; Impala; 1969-1970; V8-396  
 Chev; Impala; 1972-1971; V8-402  
 Chev; Impala; 1969-1966; V8-427  
 Chev; Impala; 1976-1970; V8-454  
 Chev; Malibu; 1977-1973; L6-250  
 Chev; Malibu; 1979; V6-200  
 Chev; Malibu; 1979-1976; V8-305  
 Chev; Malibu; 1973; V8-307  
 Chev; Malibu; 1979-1973; V8-350  
 Chev; Malibu; 1979-1973; V8-400  
 Chev; Monte Carlo; 1979; V6-200  
 Chev; Monte Carlo; 1979-1970; V8-305  
 Chev; Monte Carlo; 1976-1970; V8-400  
 Chev; Monte Carlo; 1972-1970; V8-402  
 Chev; Monte Carlo; 1975-1970; V8-454  
 Chev; Monza; 1977-1975; L4-140  
 Chev; Monza; 1979-1978; L4-151  
 Chev; Monza; 1976-1975; V8-262  
 Chev; Monza; 1979-1975; V8-305  
 Chev; Nova; 1970-1969; L6-230  
 Chev; Nova; 1979-1969; L6-250  
 Chev; Nova; 1975; V8-262  
 Chev; Nova; 1979-1976; V8-305  
 Chev; Nova; 1973-1969; V8-307  
 Chev; Nova; 1979-1970; V8-350  
 Chev; P Van; 1974-1973; L6-250  
 Chev; P Van; 1979-1973; L6-292  
 Chev; P Van; 1973-1970; V8-307  
 Chev; P Van; 1979-1970; V8-350  
 Chev; P Van; 1972-1971; V8-402  
 Chev; P Van; 1979-1973; V8-454  
 Chev; S Pickup; 1994; L4-2.2  
 Chev; Suburban; 1980-1969; L6-4.1  
 Chev; Suburban; 1979-1977; L6-292  
 Chev; Suburban; 1973-1969; V8-307  
 Chev; Suburban; 1979-1969; V8-350  
 Chev; Suburban; 1978; V8-350 Dsl  
 Chev; Suburban; 1970-1969; V8-396  
 Chev; Suburban; 1979-1975; V8-400  
 Chev; Suburban; 1970; V8-400  
 Chev; Suburban; 1972-1971; V8-402  
 Chev; Suburban; 1979-1973; V8-454  
 Chev; Vega; 1976-1975; L4-122  
 Chev; Vega; 1977-1971; L4-140  
 Chry; Cirrus; 1995; L4-2.4  
 Chry; Cirrus; 1995; V6-2.5  
 Chry; Conquest; 1989-1987; L4-2.6  
 Chry; Cordoba; 1983-1980; L6-3.7  
 Chry; Cordoba; 1983-1975; V8-5.2  
 Chry; Cordoba; 1980-1975; V8-5.9  
 Chry; Cordoba; 1978-1975; V8-400  
 Chry; Daytona; 1993-1992; L4-2.2 (Canada)  
 Chry; Daytona; 1990-1984; L4-2.2 (Canada)  
 Chry; Daytona; 1993-1987; L4-2.5 (Canada)  
 Chry; Daytona; 1993-1990; V6-3.0 (Canada)  
 Chry; Dynasty; 1992-1988; L4-2.5 (Canada)

## 71236 - Continued

Chry; Dynasty; 1990-1988; V6-3.0 (Canada)  
 Chry; Dynasty; 1993-1990; V6-3.3 (Canada)  
 Chry; E Class; 1984-1983; L4-2.2  
 Chry; Executive; 1986-1983; L4-2.2 (Canada)  
 Chry; Fifth Ave.; 1983; L6-3.7  
 Chry; Fifth Ave.; 1989-1983; V8-5.2  
 Chry; Imperial; 1991-1990; V6-3.3  
 Chry; Imperial; 1993-1991; V6-3.8  
 Chry; Imperial; 1983-1981; V8-5.2  
 Chry; Imperial; 1975-1967; V8-440  
 Chry; Laser; 1986-1984; L4-2.2  
 Chry; Laser; 1986; L4-2.5  
 Chry; Lebaron; 1990-1982; L4-2.2  
 Chry; Lebaron; 1994-1978; L4-2.5  
 Chry; Lebaron; 1994-1993; V6-3.0  
 Chry; Lebaron; 1981-1977; V8-5.2  
 Chry; Lebaron; 1979-1983; V8-360  
 Chry; New Yorker; 1987-1982; L4-2.5  
 Chry; New Yorker; 1989-1988; V6-3.0  
 Chry; New Yorker; 1993-1990; V6-3.3  
 Chry; New Yorker; 1993-1991; V6-3.8  
 Chry; New Yorker; 1982-1977; V8-5.2  
 Chry; New Yorker; 1967-1975; V8-383  
 Chry; New Yorker; 1978-1967; V8-440  
 Chry; Newport; 1981-1979; L6-3.7  
 Chry; Newport; 1981-1974; V8-5.2  
 Chry; Newport; 1972-1971; V8-360  
 Chry; Newport; 1971-1972; V8-383  
 Chry; Newport; 1978-1967; V8-440  
 Chry; Sebring; 1995; L4-2.0  
 Chry; Sebring; 1995; V6-2.5  
 Chry; TC Maserati; 1990-1982; L4-2.2  
 Chry; Town & Country; 1988-1978; L4-2.5  
 Chry; Town & Country; 1981-1978; V8-5.2  
 Chry; Town & Country; 1971; V8-383  
 Chry; Town & Country; 1977-1975; V8-400  
 Chry; Town & Country; 1972; V8-400  
 Chry; Town & Country; 1977-1971; V8-440  
 Chry; Town & Country Van; 1990; V6-3.0  
 Chry; Town & Country Van; 1993-1990; V6-3.3  
 Chry; Town & Country Van; 1995-1994; V6-3.8  
 Chry; 300; 1971-1967; V8-440  
 Daihatsu; Charade; 1992-1989; L3-1.0  
 Daihatsu; Charade; 1992-1989; L4-1.3  
 Daihatsu; Rocky; 1992-1990; L4-1.6  
 Dodge; Aries; 1987-1981; L4-2.2  
 Dodge; Aries; 1987-1981; L4-2.5  
 Dodge; Aries America; 1989-1988; L4-2.2  
 Dodge; Aspen; 1980-1976; L6-3.7  
 Dodge; Aspen; 1980-1976; V8-5.2  
 Dodge; Aspen; 1979-1976; V8-360  
 Dodge; Avenger; 1995; L4-2.0  
 Dodge; Avenger; 1995; V6-2.5  
 Dodge; B Van; 1987-1973; L6-3.7  
 Dodge; B Van; 1989-1973; V6-3.9  
 Dodge; B Van; 1989-1973; V8-5.9  
 Dodge; B Van; 1978-1976; V8-400  
 Dodge; B Van; 1978-1975; V8-440  
 Dodge; Caravan; 1995-1978; V6-3.3  
 Dodge; CB Van; 1979-1973; L6-225  
 Dodge; CB Van; 1980-1973; V8-5.2  
 Dodge; CB Van; 1980-1973; V8-5.9  
 Dodge; CB Van; 1977-1987; V8-400  
 Dodge; Challenger; 1971-1970; L6-198  
 Dodge; Challenger; 1972-1970; L6-225  
 Dodge; Challenger; 1974-1970; V8-318  
 Dodge; Challenger; 1973-1970; V8-340  
 Dodge; Challenger; 1974; V8-360  
 Dodge; Challenger; 1971-1970; V8-383  
 Dodge; Challenger; 1970; V8-426  
 Dodge; Charger; 1986-1983; L4-1.6  
 Dodge; Charger; 1983; L4-1.7  
 Dodge; Charger; 1987-1983; L4-2.2  
 Dodge; Charger; 1976; L6-225  
 Dodge; Charger; 1974-1968; L6-225  
 Dodge; Charger; 1966; V8-273  
 Dodge; Charger; 1978-1966; V8-318  
 Dodge; Charger; 1973-1972; V8-340  
 Dodge; Charger; 1978-1974; V8-360  
 Dodge; Charger; 1966; V8-361  
 Dodge; Charger; 1971-1966; V8-383  
 Dodge; Charger; 1978-1966; V8-400

**SYSTEM  
PUMP &  
GEAR  
IDENT.**

**SYSTEM &  
COM-  
PONENT  
IDENT.**

**PASS.  
CARS**

**LIGHT  
TRUCKS**

**MEDIUM/  
HEAVY  
TRUCKS**

**BUSES**

**HOSE  
NUMER-  
ICAL**

**REPAIR  
KITS**

**KIT  
NUMER-  
ICAL**

**ILLUST-  
RATIONS**

# Numerical Listing - Power Steering Hose Assemblies and End Fittings

|                                      | 71236 - Continued  | 71236 - Continued  | 71236 - Continued   |
|--------------------------------------|--|--|---|
| <b>SYSTEM PUMP &amp; GEAR IDENT.</b> | Dodge; Charger; 1974-1967; V8-440<br>Dodge; Colt; 1994-1985; L4-1.5<br>Dodge; Colt; 1995; L4-1.5 (Canada)<br>Dodge; Colt; 1990-1985; L4-1.6<br>Dodge; Colt; 1979-1978; L4-98<br>Dodge; Colt; 1994-1993; L4-1.8<br>Dodge; Colt; 1990-1989; L4-1.8<br>Dodge; Colt; 1991-1985; L4-2.0<br>Dodge; Colt; 1994-1993; L4-2.4 (Canada)<br>Dodge; Colt; 1979-1978; L4-156<br>Dodge; Conquest; 1986-1984; L4-2.6<br>Dodge; Coronet; 1976-1965; L6-225<br>Dodge; Coronet; 1968-1965; V8-273<br>Dodge; Coronet; 1973-1972; V8-340<br>Dodge; Coronet; 1976-1974; V8-360<br>Dodge; Coronet; 1966-1965; V8-361<br>Dodge; Coronet; 1971-1973; V8-383<br>Dodge; Coronet; 1970-1967; V8-440<br>Dodge; D & W Pickup; 1987-1982; L6-3.7<br>Dodge; D & W Pickup; 1980-1972; L6-3.7<br>Dodge; D & W Pickup; 1979-1978; L6-243 Dsl<br>Dodge; D & W Pickup; 1987-1972; V8-5.2<br>Dodge; D & W Pickup; 1987-1972; V8-5.9<br>Dodge; D & W Pickup; 1978-1972; V8-400<br>Dodge; D & W Pickup; 1978-1973; V8-440<br>Dodge; Dart; 1969-1967; L6-170<br>Dodge; Dart; 1974-1970; L6-198<br>Dodge; Dart; 1976-1967; L6-225<br>Dodge; Dart; 1969-1967; V8-273<br>Dodge; Dart; 1976-1968; V8-318<br>Dodge; Dart; 1973-1968; V8-340<br>Dodge; Dart; 1976-1974; V8-360<br>Dodge; Dart; 1969-1968; V8-383<br>Dodge; Daytona; 1993-1992; L4-2.2<br>Dodge; Daytona; 1990-1984; L4-2.2<br>Dodge; Daytona; 1993-1986; L4-2.5<br>Dodge; Daytona; 1993-1990; V6-3.0<br>Dodge; Diplomat; 1983-1977; L6-3.7<br>Dodge; Diplomat; 1979-1978; V8-360<br>Dodge; Dynasty; 1993-1988; L4-2.5<br>Dodge; Dynasty; 1993-1988; V6-3.0<br>Dodge; Dynasty; 1993-1987; V6-3.3<br>Dodge; Grand Caravan; 1987; L4-2.2<br>Dodge; Grand Caravan; 1989-1987; L4-2.5<br>Dodge; Grand Caravan; 1995-1992; V6-3.0<br>Dodge; Grand Caravan; 1989-1987; V6-3.0<br>Dodge; Grand Caravan; 1995-1990; V6-3.3<br>Dodge; Grand Caravan; 1995-1973; V6-3.8<br>Dodge; Lancer; 1989-1985; L4-2.2<br>Dodge; Lancer; 1989-1986; L4-2.5<br>Dodge; M Motor Home; 1976-1975; V8-318<br>Dodge; M Motor Home; 1973-1975; V8-318<br>Dodge; M Motor Home; 1973; V8-360<br>Dodge; M Motor Home; 1973-1969; V8-413<br>Dodge; M Motor Home; 1979-1975; V8-440<br>Dodge; M Motor Home; 1973; V8-440<br>Dodge; Magnum; 1979-1978; V8-318<br>Dodge; Magnum; 1978; V8-400<br>Dodge; MB Van; 1980-1979; V8-5.9<br>Dodge; MB Van; 1975-1974; V8-360<br>Dodge; MB Van; 1978-1976; V8-400<br>Dodge; MB Van; 1979-1974; V8-440<br>Dodge; Mini Ram Van; 1987-1984; L4-2.2<br>Dodge; Mini Ram Van; 1988-1987; L4-2.5<br>Dodge; Mini Ram Van; 1987-1984; L4-2.6<br>Dodge; Mini Ram Van; 1988-1987; V6-3.0<br>Dodge; Mirada; 1983-1980; L6-3.7<br>Dodge; Mirada; 1983-1980; V8-5.2<br>Dodge; Mirada; 1980; V8-5.9<br>Dodge; Monaco; 1978-1977; L6-225<br>Dodge; Monaco; 1990; V6-3.0<br>Dodge; Monaco; 1978-1975; V8-318<br>Dodge; Monaco; 1978-1972; V8-360<br>Dodge; Monaco; 1978; V8-440<br>Dodge; Monaco; 1976-1967; V8-440<br>Dodge; Omni; 1986-1983; L4-1.6<br>Dodge; Omni; 1983-1978; L4-1.7<br>Dodge; Omni; 1990-1981; L4-2.2<br>Dodge; Polara; 1971-1970; L6-225<br>Dodge; Polara; 1973-1967; V8-318<br>Dodge; Polara; 1973-1971; V8-360<br>Dodge; Polara; 1971-1967; V8-383 | Dodge; Polara; 1973-1967; V8-400<br>Dodge; Raider; 1989-1987; L4-2.6<br>Dodge; Raider; 1989; V6-3.0<br>Dodge; Ram 50 Pickup; 1989-1987; L4-2.0<br>Dodge; Ram 50 Pickup; 1993-1987; L4-2.4<br>Dodge; Ramcharger; 1980-1974; L6-3.7<br>Dodge; Ramcharger; 1987-1974; V8-5.2<br>Dodge; Ramcharger; 1987-1984; V8-5.9<br>Dodge; Ramcharger; 1981-1974; V8-5.9<br>Dodge; Ramcharger; 1978-1976; V8-400<br>Dodge; Ramcharger; 1974; V8-400<br>Dodge; Ramcharger; 1978-1974; V8-440<br>Dodge; Rampage; 1984-1982; L4-2.2<br>Dodge; RM Motor Home; 1974-1973; V8-318<br>Dodge; Royal Monaco; 1977; V8-318<br>Dodge; Royal Monaco; 1977-1975; V8-360<br>Dodge; Royal Monaco; 1977-1975; V8-400<br>Dodge; Royal Monaco; 1977-1975; V8-440<br>Dodge; Shadow; 1994-1987; L4-2.2<br>Dodge; Shadow; 1994-1988; L4-2.5<br>Dodge; Shadow; 1994-1992; V6-3.0<br>Dodge; Spirit; 1992-1991; L4-2.2<br>Dodge; Spirit; 1995-1989; L4-2.5<br>Dodge; Spirit; 1995-1989; V6-3.0<br>Dodge; St. Regis; 1981-1979; L6-3.7<br>Dodge; St. Regis; 1981-1979; V8-5.2<br>Dodge; Stealth; 1995-1991; V6-3.0<br>Dodge; Stratus; 1995; L4-2.0<br>Dodge; Stratus; 1995; L4-2.4<br>Dodge; Stratus; 1995; V6-2.5<br>Dodge; 400; 1983-1982; L4-2.2<br>Dodge; 600; 1988-1983; L4-2.2<br>Dodge; 600; 1988-1983; L4-2.5<br>Eagle; Summit; 1995-1989; L4-1.5<br>Eagle; Summit; 1995-1992; L4-1.8<br>Eagle; Summit; 1995-1992; L4-2.4<br>Eagle; Talon; 1994-1993; L4-1.8<br>Eagle; Talon; 1995-1990; L4-2.0<br>Eagle; Vista; 1992-1989; L4-1.5 (Canada)<br>Eagle; Vista; 1991-1989; L4-2.0 (Canada)<br>Eagle; 2000 GTX; 1993-1991; L4-2.0 (Canada)<br>Ford; Aerostar; 1987-1986; L4-2.3<br>Ford; Aerostar; 1986; V6-2.8<br>Ford; Aerostar; 1989-1986; V6-3.0<br>Ford; Aerostar; 1995-1990; V6-4.0<br>Ford; Aspire; 1995-1994; L4-1.3<br>Ford; Bronco; 1972; L6-170<br>Ford; Bronco; 1974-1973; L6-200<br>Ford; Bronco; 1983-1980; L6-4.9<br>Ford; Bronco; 1977-1980; V8-302<br>Ford; Bronco; 1983-1978; V8-5.8<br>Ford; Bronco Compact; 1985; L4-2.3 Dsl<br>Ford; Bronco Compact; 1985-1984; V6-2.8<br>Ford; Bronco Compact; 1989-1986; V6-2.9<br>Ford; Bronco Full Size; 1989-1984; L6-4.9<br>Ford; Bronco Full Size; 1989-1984; V8-5.0<br>Ford; Bronco Full Size; 1989-1995; V8-5.8<br>Ford; Contour; 1995; V6-2.5<br>Ford; Country Sedan; 1972-1971; V8-302<br>Ford; Country Sedan; 1974-1971; V8-351<br>Ford; Country Sedan; 1971; V8-390<br>Ford; Country Sedan; 1974-1971; V8-400<br>Ford; Country Sedan; 1973-1971; V8-429<br>Ford; Country Sedan; 1974-1971; V8-460<br>Ford; Country Squire; 1991-1987; V8-5.0<br>Ford; Country Squire; 1974-1971; V8-351<br>Ford; Country Squire; 1971; V8-390<br>Ford; Country Squire; 1974-1971; V8-400<br>Ford; Country Squire; 1973-1971; V8-429<br>Ford; Country Squire; 1974-1973; V8-460<br>Ford; Crown Victoria; 1995-1992; V8-4.6<br>Ford; Custom; 1972-1965; L6-240<br>Ford; Custom; 1967-1964; V8-289<br>Ford; Custom; 1972-1968; V8-302<br>Ford; Custom; 1972-1969; V8-351<br>Ford; Custom; 1966-1964; V8-352<br>Ford; Custom; 1971-1964; V8-390<br>Ford; Custom; 1972-1971; V8-400<br>Ford; Custom; 1967; V8-427<br>Ford; Custom; 1972-1969; V8-429<br>Ford; Custom 500; 1972-1971; L6-240<br>Ford; Custom 500; 1979-1971; V8-302 (Canada) | Ford; Custom 500; 1979-1978; V8-351 (Canada)<br>Ford; Custom 500; 1971; V8-390<br>Ford; Custom 500; 1977-1971; V8-400<br>Ford; Custom 500; 1978; V8-400 (Canada)<br>Ford; Custom 500; 1973-1971; V8-429<br>Ford; Custom 500; 1976-1973; V8-460<br>Ford; Custom 500; 1978; V8-460 (Canada)<br>Ford; E Van; 1994-1975; L6-4.9<br>Ford; E Van; 1979; V8-302<br>Ford; E Van; 1994-1980; V8-5.0<br>Ford; E Van; 1994-1975; V8-5.8<br>Ford; E Van; 1982-1980; V8-6.6<br>Ford; E Van; 1987-1983; V8-6.9 Dsl<br>Ford; E Van; 1995-1994; V8-7.3 Dsl<br>Ford; E Van; 1991-1988; V8-7.3 Dsl<br>Ford; E Van; 1995-1975; V8-7.5<br>Ford; Elite; 1976-1975; V8-351<br>Ford; Escort; 1985-1981; L4-1.6<br>Ford; Escort; 1995-1991; L4-1.8<br>Ford; Escort; 1995-1985; L4-1.9<br>Ford; Escort; 1987-1995; L4-2.0 Dsl<br>Ford; EXP; 1985-1982; L4-1.6<br>Ford; EXP; 1988-1986; L4-1.9<br>Ford; F Pickup; 1977; L6-240<br>Ford; F Pickup; 1975-1973; L6-240<br>Ford; F Pickup; 1992-1977; L6-4.9<br>Ford; F Pickup; 1975-1973; L6-300<br>Ford; F Pickup; 1983-1982; V6-3.8<br>Ford; F Pickup; 1982-1981; V8-4.2<br>Ford; F Pickup; 1979-1977; V8-302<br>Ford; F Pickup; 1972-1970; V8-302<br>Ford; F Pickup; 1992-1980; V8-5.0<br>Ford; F Pickup; 1992-1977; V8-5.8<br>Ford; F Pickup; 1967; V8-352<br>Ford; F Pickup; 1972-1968; V8-360<br>Ford; F Pickup; 1972-1968; V8-390<br>Ford; F Pickup; 1982-1977; V8-6.6<br>Ford; F Pickup; 1987-1983; V8-6.9 Dsl<br>Ford; F Pickup; 1993-1988; V8-7.3 Dsl<br>Ford; F Pickup; 1993-1983; V8-7.5<br>Ford; F Pickup; 1979-1973; V8-460<br>Ford; Fairlane; 1966; L6-170<br>Ford; Fairlane; 1964-1962; L6-170<br>Ford; Fairlane; 1969-1966; L6-200<br>Ford; Fairlane; 1964-1963; L6-200<br>Ford; Fairlane; 1970-1969; L6-250<br>Ford; Fairlane; 1963-1962; V8-221<br>Ford; Fairlane; 1964-1962; V8-260<br>Ford; Fairlane; 1968-1966; V8-289<br>Ford; Fairlane; 1964-1963; V8-289<br>Ford; Fairlane; 1969-1968; V8-302<br>Ford; Fairlane; 1964; V8-390<br>Ford; Fairlane; 1969; V8-428<br>Ford; Fairmont; 1983-1978; L4-2.3<br>Ford; Fairmont; 1983-1978; L6-3.3<br>Ford; Fairmont; 1982-1978; V8-4.2<br>Ford; Falcon; 1969-1965; L6-170<br>Ford; Falcon; 1969-1963; L6-200<br>Ford; Falcon; 1968-1965; V8-289<br>Ford; Falcon; 1968; V8-302<br>Ford; Falcon Ranchero; 1964-1963; V8-260<br>Ford; Festiva; 1993-1990; L4-1.3<br>Ford; Galaxie; 1970-1965; L6-240<br>Ford; Galaxie; 1963; V8-260<br>Ford; Galaxie; 1967-1963; V8-289<br>Ford; Galaxie; 1970-1968; V8-302<br>Ford; Galaxie; 1970-1969; V8-351<br>Ford; Galaxie; 1966-1963; V8-352<br>Ford; Galaxie; 1970-1963; V8-390<br>Ford; Galaxie; 1967; V8-427<br>Ford; Galaxie; 1969-1967; V8-428<br>Ford; Galaxie; 1970-1969; V8-429<br>Ford; Galaxie 500; 1972-1971; L6-240<br>Ford; Galaxie 500; 1974-1971; V8-400<br>Ford; Galaxie 500; 1973-1971; V8-429<br>Ford; Galaxie 500; 1974-1972; V8-460<br>Ford; Gran Torino; 1974-1972; V8-302<br>Ford; Gran Torino; 1976-1972; V8-351<br>Ford; Gran Torino; 1976-1972; V8-400<br>Ford; Gran Torino; 1976-1973; V8-460 |
| <b>SYSTEM &amp; COMPONENT IDENT.</b> |  |  |   |
| <b>PASS. CARS</b>                    |  |  |   |
| <b>LIGHT TRUCKS</b>                  |  |  |   |
| <b>MEDIUM/HEAVY TRUCKS</b>           |  |  |   |
| <b>BUSES</b>                         |  |  |   |
| <b>HOSE NUMERICAL</b>                |  |  |   |
| <b>REPAIR KITS</b>                   |  |  |   |
| <b>KIT NUMERICAL</b>                 |  |  |   |
| <b>ILLUSTRATIONS</b>                 |  |  |   |



# Numerical Listing - Power Steering Hose Assemblies and End Fittings

## 71236 - Continued

Ford; Granada; 1982-1981; L4-2.3  
 Ford; Granada; 1977-1975; L6-200  
 Ford; Granada; 1978-1975; L6-250  
 Ford; Granada; 1982-1981; V6-3.8  
 Ford; Granada; 1978-1975; V8-302  
 Ford; Granada; 1977-1983; V8-351  
 Ford; Ltd; 1983; L6-3.3  
 Ford; Ltd; 1986-1981; V6-3.8  
 Ford; Ltd; 1967; V8-289  
 Ford; Ltd; 1979-1977; V8-302  
 Ford; Ltd; 1972-1968; V8-302  
 Ford; Ltd; 1986-1980; V8-5.0  
 Ford; Ltd; 1986-1983; V8-5.8  
 Ford; Ltd; 1981-1980; V8-5.8  
 Ford; Ltd; 1982; V8-5.8 (Canada)  
 Ford; Ltd; 1979-1976; V8-351  
 Ford; Ltd; 1974-1969; V8-351  
 Ford; Ltd; 1971-1976; V8-390  
 Ford; Ltd; 1974-1971; V8-400  
 Ford; Ltd; 1967; V8-427  
 Ford; Ltd; 1969-1967; V8-428  
 Ford; Ltd; 1973-1969; V8-429  
 Ford; Ltd; 1978-1973; V8-460  
 Ford; Ltd II; 1979-1977; V8-302  
 Ford; Ltd II; 1979-1976; V8-351  
 Ford; Ltd Crown Victoria; 1991-1987; V8-5.0  
 Ford; Ltd Crown Victoria; 1991-1987; V8-5.8  
 Ford; Mustang; 1993-1979; L4-2.3  
 Ford; Mustang; 1964; L6-170  
 Ford; Mustang; 1982-1979; L6-3.3  
 Ford; Mustang; 1970-1965; L6-200  
 Ford; Mustang; 1973-1969; L6-250  
 Ford; Mustang; 1979; V6-171  
 Ford; Mustang; 1995-1994; V6-3.8  
 Ford; Mustang; 1986-1980; V6-3.8  
 Ford; Mustang; 1964; V8-260  
 Ford; Mustang; 1968-1964; V8-289  
 Ford; Mustang; 1979; V8-302  
 Ford; Mustang; 1973-1972; V8-302  
 Ford; Mustang; 1968; V8-302  
 Ford; Mustang; 1995-1982; V8-5.0  
 Ford; Mustang; 1995; V8-5.8  
 Ford; Mustang; 1973-1972; V8-351  
 Ford; Mustang II; 1978-1975; L4-140  
 Ford; Mustang II; 1978-1975; V6-171  
 Ford; Mustang II; 1978-1975; V8-302  
 Ford; Pinto; 1979-1975; L4-140  
 Ford; Pinto; 1978-1975; V6-171  
 Ford; Probe; 1995-1989; L4-2.0  
 Ford; Probe; 1995-1990; V6-2.5  
 Ford; Ranch Wagon; 1972-1971; V8-302  
 Ford; Ranch Wagon; 1974-1971; V8-351  
 Ford; Ranch Wagon; 1971; V8-390  
 Ford; Ranch Wagon; 1974-1971; V8-400  
 Ford; Ranch Wagon; 1973-1971; V8-429  
 Ford; Ranch Wagon; 1974-1973; V8-460  
 Ford; Rancho; 1968-1966; L6-200  
 Ford; Rancho; 1974-1972; L6-250  
 Ford; Rancho; 1969-1966; L6-250  
 Ford; Rancho; 1979-1977; V8-302  
 Ford; Rancho; 1974-1972; V8-302  
 Ford; Rancho; 1969-1972; V8-302  
 Ford; Rancho; 1969; V8-351  
 Ford; Rancho; 1969-1968; V8-390  
 Ford; Rancho; 1978-1972; V8-400  
 Ford; Rancho; 1969-1968; V8-428  
 Ford; Rancho; 1973-1972; V8-429  
 Ford; Rancho; 1976-1974; V8-460  
 Ford; Ranger; 1983; L4-2.0  
 Ford; Ranger; 1983; L4-2.3  
 Ford; Ranger; 1987-1985; L4-2.3 Dsl  
 Ford; Ranger; 1985-1983; V6-2.8  
 Ford; Ranger; 1989-1986; V6-2.9  
 Ford; Super Duty Pickup; 1992-1988; V8-7.3 Dsl  
 Ford; Super Duty Pickup; 1993-1988; V8-7.5  
 Ford; Tempo; 1986-1984; L4-2.0 Dsl  
 Ford; Tempo; 1991; L4-2.3  
 Ford; Tempo; 1989-1984; L4-2.3  
 Ford; Thunderbird; 1988-1981; L4-2.3  
 Ford; Thunderbird; 1995-1982; V6-3.8  
 Ford; Thunderbird; 1982-1981; V8-4.2  
 Ford; Thunderbird; 1995-1994; V8-4.6

## 71236 - Continued

Ford; Thunderbird; 1957-1955; V8-292  
 Ford; Thunderbird; 1979-1977; V8-302  
 Ford; Thunderbird; 1993-1991; V8-5.0  
 Ford; Thunderbird; 1988-1983; V8-5.0  
 Ford; Thunderbird; 1981; V8-5.0  
 Ford; Thunderbird; 1957-1956; V8-312  
 Ford; Thunderbird; 1979-1977; V8-351  
 Ford; Thunderbird; 1960-1958; V8-352  
 Ford; Thunderbird; 1968-1961; V8-390  
 Ford; Thunderbird; 1978-1977; V8-400  
 Ford; Thunderbird; 1972; V8-400  
 Ford; Thunderbird; 1965-1963; V8-427  
 Ford; Thunderbird; 1967-1966; V8-428  
 Ford; Thunderbird; 1973-1968; V8-429  
 Ford; Thunderbird; 1960-1959; V8-430  
 Ford; Thunderbird; 1976-1972; V8-460  
 Ford; Torino; 1968; L6-200  
 Ford; Torino; 1974-1968; L6-250  
 Ford; Torino; 1974-1972; V8-302  
 Ford; Torino; 1969-1968; V8-302  
 Ford; Torino; 1976-1972; V8-351  
 Ford; Torino; 1969; V8-351  
 Ford; Torino; 1969-1968; V8-390  
 Ford; Torino; 1976-1972; V8-400  
 Ford; Torino; 1969-1968; V8-428  
 Ford; Torino; 1973-1972; V8-429  
 Ford; Torino; 1976-1973; V8-460  
 Geo; Tracker; 1995-1989; L4-1.6  
 GMC; C&K Pickup; 1979-1969; L6-292  
 GMC; C&K Pickup; 1969; V6-305  
 GMC; C&K Pickup; 1979-1977; V8-305  
 GMC; C&K Pickup; 1973-1969; V8-307  
 GMC; C&K Pickup; 1979-1969; V8-350  
 GMC; C&K Pickup; 1979-1978; V8-350 Dsl  
 GMC; C&K Pickup; 1970-1969; V8-396  
 GMC; C&K Pickup; 1979-1975; V8-400  
 GMC; C&K Pickup; 1972-1970; V8-402  
 GMC; C&K Pickup; 1979-1973; V8-454  
 GMC; Caballero; 1979; V6-200  
 GMC; Caballero; 1979-1978; V8-305  
 GMC; G Van; 1979-1971; L6-250  
 GMC; G Van; 1978-1974; L6-292  
 GMC; G Van; 1979-1977; V8-305  
 GMC; G Van; 1973-1971; V8-307  
 GMC; G Van; 1979-1971; V8-350  
 GMC; G Van; 1979-1975; V8-400  
 GMC; Jimmy; 1979-1970; L6-250  
 GMC; Jimmy; 1979-1977; V8-305  
 GMC; Jimmy; 1973-1970; V8-307  
 GMC; Jimmy; 1979-1970; V8-350  
 GMC; Jimmy; 1979-1975; V8-400  
 GMC; P Van; 1974-1973; L6-250  
 GMC; P Van; 1979-1973; L6-292  
 GMC; P Van; 1973-1970; V8-307  
 GMC; P Van; 1979-1970; V8-350  
 GMC; P Van; 1972-1971; V8-402  
 GMC; P Van; 1979-1973; V8-454  
 GMC; P Van; 1976-1975; V8-455  
 GMC; P Van; 1973; V8-455  
 GMC; Sprint; 1977-1975; L6-250  
 GMC; Sprint; 1972-1971; L6-250  
 GMC; Sprint; 1977-1976; V8-305  
 GMC; Sprint; 1973-1971; V8-307  
 GMC; Sprint; 1977-1971; V8-350  
 GMC; Sprint; 1976-1974; V8-400  
 GMC; Sprint; 1972; V8-402  
 GMC; Sprint; 1975-1972; V8-454  
 GMC; Suburban; 1979-1969; L6-250  
 GMC; Suburban; 1979-1969; L6-292  
 GMC; Suburban; 1969; V6-305  
 GMC; Suburban; 1979-1977; V8-305  
 GMC; Suburban; 1973-1969; V8-307  
 GMC; Suburban; 1979-1969; V8-350  
 GMC; Suburban; 1979-1975; V8-400  
 GMC; Suburban; 1972-1971; V8-402  
 GMC; Suburban; 1979-1973; V8-454  
 Honda; Accord; 1985-1980; L4-1.6 (Canada)  
 Honda; Accord; 1978; L4-98  
 Honda; Accord; 1985-1979; L4-1.8  
 Honda; Accord; 1989-1986; L4-2.0  
 Honda; Accord; 1995-1990; L4-2.2  
 Honda; Accord; 1995; V6-2.7

## 71236 - Continued

Honda; Civic; 1987-1985; L4-1.3  
 Honda; Civic; 1995-1985; L4-1.5  
 Honda; Civic; 1995-1988; L4-1.6  
 Honda; Civic Del Sol; 1995-1981; L4-1.5  
 Honda; Prelude; 1987-1981; L4-1.8  
 Honda; Prelude; 1991-1985; L4-2.0  
 Honda; Prelude; 1991-1990; L4-2.1  
 Honda; Prelude; 1995-1992; L4-2.2  
 Honda; Prelude; 1995-1992; L4-2.3  
 Hyundai; Elantra; 1993; L4-1.6  
 Hyundai; Excel; 1993-1986; L4-1.5  
 Hyundai; Scoupe; 1993-1991; L4-1.5  
 Hyundai; Sonata; 1993-1989; L4-2.0  
 Hyundai; Sonata; 1993-1990; V6-3.0  
 Infiniti; G20; 1995-1991; L4-2.0  
 Intnatl; D Pickup; 1970-1969; L6-232  
 Intnatl; D Pickup; 1969; L6-265  
 Intnatl; MHC1310; 1974; V8-304  
 Intnatl; MS1210; 1974-1973; L6-258  
 Intnatl; MS1210; 1975-1973; V8-345  
 Intnatl; MS1210; 1975; V8-392  
 Intnatl; Scout; 1970-1969; L4-152  
 Intnatl; Scout; 1971-1969; L4-196  
 Intnatl; Scout; 1971; V8-304  
 Intnatl; Scout II; 1980-1976; L6-3.2 Dsl  
 Intnatl; Scout II; 1972-1971; L6-232  
 Intnatl; Scout II; 1974-1973; L6-258  
 Intnatl; Scout II; 1980-1971; V8-5.0  
 Intnatl; Scout II; 1980-1971; V8-5.6  
 Intnatl; 100; 1974; L6-258  
 Intnatl; 100; 1974; V8-304  
 Intnatl; 100; 1974; V8-345  
 Intnatl; 100; 1974; V8-392  
 Intnatl; 100; 1974; V8-400  
 Intnatl; 150; 1975; V8-304  
 Intnatl; 150; 1975; V8-345  
 Intnatl; 150; 1975-1974; V8-392  
 Intnatl; 1010; 1971; L6-232  
 Intnatl; 1010; 1973-1971; L6-258  
 Intnatl; 1010; 1973-1971; V8-345  
 Intnatl; 1010; 1973-1971; V8-392  
 Intnatl; 1110; 1973-1971; L6-258  
 Intnatl; 1110; 1973-1971; V8-345  
 Intnatl; 1110; 1973-1971; V8-392  
 Intnatl; 1210; 1973-1971; L6-258  
 Intnatl; 1210; 1973-1971; V8-345  
 Intnatl; 1310; 1973-1971; L6-258  
 Intnatl; 1310; 1973-1972; V8-345  
 Isuzu; I-Mark; 1989-1985; L4-1.5  
 Isuzu; I-Mark; 1989; L4-1.6  
 Isuzu; I-Mark; 1985; L4-1.8  
 Isuzu; Impulse; 1992-1990; L4-1.6  
 Isuzu; Impulse; 1992; L4-1.8  
 Isuzu; Impulse; 1987-1985; L4-1.9  
 Isuzu; Impulse; 1989-1986; L4-2.0  
 Isuzu; Pickup; 1982; L4-1.8  
 Isuzu; Pickup; 1987-1983; L4-1.9  
 Isuzu; Pickup; 1987-1982; L4-2.2 Dsl  
 Isuzu; Pickup; 1987-1986; L4-2.3  
 Isuzu; Pickup; 1994-1991; V6-3.1  
 Isuzu; Stylus; 1993-1990; L4-1.6  
 Isuzu; Trooper; 1995-1992; V6-3.2  
 Isuzu; Trooper II; 1989; V6-2.8  
 Jaguar; Vanden Plas; 1987-1982; L6-4.2  
 Jaguar; XJ6; 1987-1972; L6-4.2  
 Jaguar; XJ12; 1979-1973; V12-326  
 Jaguar; XJS; 1978-1976; V12-326  
 Jeep; Cherokee; 1987-1985; L4-2.1 Dsl  
 Jeep; Cherokee; 1995-1987; L4-2.5  
 Jeep; Cherokee; 1983-1974; L6-4.2  
 Jeep; Cherokee; 1986-1974; V6-2.8  
 Jeep; Cherokee; 1978-1974; V8-401  
 Jeep; CJ; 1986-1980; L4-2.5  
 Jeep; CJ; 1975-1972; L6-232  
 Jeep; CJ; 1986-1980; L6-4.2  
 Jeep; CJ; 1975-1972; L6-258  
 Jeep; CJ; 1981-1980; V8-5.0  
 Jeep; CJ; 1975-1972; V8-304  
 Jeep; Comanche; 1987-1986; L4-2.1 Dsl  
 Jeep; Comanche; 1992-1986; L4-2.5  
 Jeep; Comanche; 1992-1986; L6-4.0  
 Jeep; Commando; 1973; L6-232

**SYSTEM  
PUMP &  
GEAR  
IDENT.**

**SYSTEM &  
COM-  
PONENT  
IDENT.**

**PASS.  
CARS**

**LIGHT  
TRUCKS**

**MEDIUM/  
HEAVY  
TRUCKS**

**BUSES**

**HOSE  
NUMER-  
ICAL**

**REPAIR  
KITS**

**KIT  
NUMER-  
ICAL**

**ILLUST-  
RATIONS**

# Numerical Listing - Power Steering Hose Assemblies and End Fittings

|                                      | 71236 - Continued   | 71236 - Continued   | 71236 - Continued  |
|--------------------------------------|---|---|--|
| <b>SYSTEM PUMP &amp; GEAR IDENT.</b> | Jeep; Grand Wagoneer; 1986-1984; L6-4.2<br>Jeep; Grand Wagoneer; 1991-1984; V8-5.9<br>Jeep; J Pickup; 1965-1963; L6-230<br>Jeep; J Pickup; 1971-1965; L6-232<br>Jeep; J Pickup; 1987-1972; L6-4.2<br>Jeep; J Pickup; 1970-1965; V8-327<br>Jeep; J Pickup; 1971-1969; V8-350<br>Jeep; J Pickup; 1988-1972; V8-5.9<br>Jeep; J Pickup; 1978-1974; V8-401<br>Jeep; Pickup; 1964-1963; L6-226<br>Jeep; Pickup; 1965-1963; L6-230<br>Jeep; Scrambler; 1985-1981; L4-2.5<br>Jeep; Scrambler; 1985-1981; L6-4.2<br>Jeep; Station Wagon; 1964-1963; L6-226<br>Jeep; Station Wagon; 1965-1963; L6-230<br>Jeep; Wagoneer; 1987-1985; L4-2.1 Dsl<br>Jeep; Wagoneer; 1987-1984; L4-2.5<br>Jeep; Wagoneer; 1965-1963; L6-230<br>Jeep; Wagoneer; 1971-1965; L6-232<br>Jeep; Wagoneer; 1990-1987; L6-4.0<br>Jeep; Wagoneer; 1983-1980; L6-4.2<br>Jeep; Wagoneer; 1973-1971; L6-258<br>Jeep; Wagoneer; 1986-1984; V6-2.8<br>Jeep; Wagoneer; 1970-1965; V8-327<br>Jeep; Wagoneer; 1971-1968; V8-350<br>Jeep; Wagoneer; 1983-1972; V8-5.9<br>Jeep; Wagoneer; 1978-1987; V8-401<br>Jeep; Wrangler; 1995-1987; L6-4.0<br>Kia; Sephia; 1994; L4-1.6<br>Lexus; LS400; 1993-1990; V8-4.0<br>Lexus; SC300; 1995-1992; L6-3.0<br>Linc; Continental; 1985-1984; L6-2.4 Dsl<br>Linc; Continental; 1982; V6-3.8<br>Linc; Continental; 1987-1982; V8-5.0<br>Linc; Continental; 1980; V8-5.0<br>Linc; Continental; 1980-1977; V8-5.8<br>Linc; Continental; 1965-1961; V8-430<br>Linc; Continental; 1978-1966; V8-460<br>Linc; Continental Mark II; 1957-1956; V8-368<br>Linc; Mark III; 1971-1968; V8-460<br>Linc; Mark IV; 1976-1972; V8-460<br>Linc; Mark V; 1979-1977; V8-400<br>Linc; Mark VI; 1983-1980; V8-5.0<br>Linc; Mark VI; 1980; V8-5.8<br>Linc; Mark VII; 1985-1984; L6-2.4 Dsl<br>Linc; Mark VII; 1992-1993; V8-5.0<br>Linc; Town Car; 1995-1981; V8-4.6<br>Linc; Versailles; 1979-1977; V8-302<br>Linc; Versailles; 1980; V8-5.0<br>Linc; Versailles; 1977; V8-351<br>Mazda; B2200 Pickup; 1993-1987; L4-2.2<br>Mazda; B2600I Pickup; 1993-1989; L4-2.6<br>Mazda; GLC; 1985-1989; L4-1.5<br>Mazda; Millenia; 1995; V6-2.3<br>Mazda; Millenia; 1995; V6-2.5<br>Mazda; MPV; 1995; L4-2.6 (Canada)<br>Mazda; MPV; 1995-1989; V6-3.0<br>Mazda; MX-3; 1995-1992; L4-1.6<br>Mazda; MX-3; 1994-1990; V6-1.8<br>Mazda; MX-5 Miata; 1995-1988; L4-1.8<br>Mazda; MX-6; 1995-1993; V6-2.5<br>Mazda; Protege; 1995; L4-1.5<br>Mazda; Protege; 1995-1990; L4-1.8<br>Mazda; RX-7; 1985-1993; 2-Rotor 1.1<br>Mazda; RX-7; 1991-1984; 2-Rotor 1.3<br>Mazda; 323; 1994-1986; L4-1.6<br>Mazda; 323; 1995-1993; L4-1.6 (Canada)<br>Mazda; 323; 1991-1990; L4-1.8 (Canada)<br>Mazda; 626; 1995-1993; L4-2.0<br>Mazda; 626; 1987-1982; L4-2.0<br>Mazda; 626; 1992-1988; L4-2.2<br>Mazda; 626; 1995-1993; V6-2.5<br>Mazda; 929; 1995-1986; V6-3.0<br>Mer-Benz; 240D; 1983-1977; L4-2.4 Dsl<br>Mer-Benz; 300CD; 1983-1978; L5-3.0 Dsl<br>Mer-Benz; 300D; 1983-1977; L5-3.0 Dsl<br>Mer-Benz; 300SD; 1983-1978; L5-3.0 Dsl<br>Mer-Benz; 300TD; 1983-1979; L5-3.0 Dsl<br>Merc; Bobcat; 1980-1975; L4-2.3<br>Merc; Bobcat; 1979-1975; V6-171<br>Merc; Capri; 1994-1991; L4-1.6<br>Merc; Capri; 1986-1979; L4-2.3 | Merc; Capri; 1977-1976; L4-140<br>Merc; Capri; 1982-1979; L6-3.3<br>Merc; Capri; 1979; V6-171<br>Merc; Capri; 1977-1976; V6-171<br>Merc; Capri; 1986-1979; V6-3.8<br>Merc; Capri; 1986-1982; V8-5.0<br>Merc; Colony Park; 1991-1987; V8-5.0<br>Merc; Colony Park; 1974-1971; V8-400<br>Merc; Colony Park; 1973-1971; V8-429<br>Merc; Colony Park; 1974-1973; V8-460<br>Merc; Comet; 1963; L6-144<br>Merc; Comet; 1976-1975; L6-200<br>Merc; Comet; 1968-1964; L6-200<br>Merc; Comet; 1976-1963; L6-250<br>Merc; Comet; 1967-1964; V8-289<br>Merc; Comet; 1976; V8-302<br>Merc; Comet; 1969; V8-302<br>Merc; Cougar; 1986-1984; L4-2.3<br>Merc; Cougar; 1982-1981; L4-2.3<br>Merc; Cougar; 1981; L6-3.3<br>Merc; Cougar; 1995-1982; V6-3.8<br>Merc; Cougar; 1982-1981; V8-4.2<br>Merc; Cougar; 1995-1994; V8-4.6<br>Merc; Cougar; 1967; V8-289<br>Merc; Cougar; 1979-1977; V8-302<br>Merc; Cougar; 1968; V8-302<br>Merc; Cougar; 1993-1991; V8-5.0<br>Merc; Cougar; 1988-1983; V8-5.0<br>Merc; Cougar; 1981; V8-5.0<br>Merc; Cougar; 1979-1971; V8-351<br>Merc; Cougar; 1967-1974; V8-390<br>Merc; Cougar; 1971; V8-429<br>Merc; Cougar; 1976-1974; V8-460<br>Merc; Cyclone; 1969; V8-302<br>Merc; Cyclone; 1969; V8-351<br>Merc; Grand Marquis; 1982-1981; V8-4.2<br>Merc; Grand Marquis; 1995-1992; V8-4.6<br>Merc; Grand Marquis; 1979; V8-302<br>Merc; Grand Marquis; 1991-1980; V8-5.0<br>Merc; Grand Marquis; 1989-1982; V8-5.8 (Canada)<br>Merc; Grand Marquis; 1979-1978; V8-351<br>Merc; Grand Marquis; 1978-1975; V8-400<br>Merc; Grand Marquis; 1978-1975; V8-460<br>Merc; LN7; 1983-1982; L4-1.6<br>Merc; Lynx; 1985-1981; L4-1.6<br>Merc; Lynx; 1987-1985; L4-1.9<br>Merc; Lynx; 1987-1984; L4-2.0 Dsl<br>Merc; Marauder; 1970-1969; V8-390<br>Merc; Marquis; 1986-1983; L4-2.3<br>Merc; Marquis; 1983; L6-3.3<br>Merc; Marquis; 1986-1981; V6-3.8<br>Merc; Marquis; 1979; V8-302<br>Merc; Marquis; 1982-1980; V8-5.0<br>Merc; Marquis; 1985; V8-5.0 (Canada)<br>Merc; Marquis; 1981-1980; V8-5.8<br>Merc; Marquis; 1982; V8-5.8 (Canada)<br>Merc; Marquis; 1979-1978; V8-351<br>Merc; Marquis; 1970-1968; V8-390<br>Merc; Marquis; 1978-1971; V8-400<br>Merc; Marquis; 1967; V8-410<br>Merc; Marquis; 1967; V8-427<br>Merc; Marquis; 1969-1967; V8-428<br>Merc; Marquis; 1973-1969; V8-429<br>Merc; Marquis; 1978-1973; V8-460<br>Merc; Meteor; 1963; L6-170<br>Merc; Meteor; 1963; V8-221<br>Merc; Meteor; 1963; V8-260<br>Merc; Monarch; 1977-1975; L6-200<br>Merc; Monarch; 1980-1975; L6-4.1<br>Merc; Monarch; 1980-1975; V8-4.2<br>Merc; Monarch; 1980; V8-5.0<br>Merc; Monarch; 1977-1975; V8-351<br>Merc; Montclair; 1968; V8-390<br>Merc; Montclair; 1968-1964; V8-428<br>Merc; Montclair; 1967; V8-410<br>Merc; Montclair; 1965-1964; V8-427<br>Merc; Montclair; 1967-1966; V8-428<br>Merc; Montego; 1968; L6-200<br>Merc; Montego; 1974-1969; L6-250<br>Merc; Montego; 1974-1972; V8-302<br>Merc; Montego; 1969-1968; V8-302<br>Merc; Montego; 1976-1972; V8-351 | Merc; Montego; 1969; V8-351<br>Merc; Montego; 1976-1972; V8-400<br>Merc; Montego; 1976-1973; V8-460<br>Merc; Monterey; 1973-1971; V8-351<br>Merc; Monterey; 1963; V8-406<br>Merc; Monterey; 1967; V8-410<br>Merc; Monterey; 1965-1963; V8-427<br>Merc; Monterey; 1969-1966; V8-428<br>Merc; Monterey; 1973-1969; V8-429<br>Merc; Monterey; 1974-1973; V8-460<br>Merc; Mystique; 1995; L4-2.0<br>Merc; Mystique; 1995; V6-2.5<br>Merc; Park Lane; 1968; V8-390<br>Merc; Park Lane; 1966-1964; V8-390<br>Merc; Park Lane; 1967; V8-410<br>Merc; Park Lane; 1965-1964; V8-427<br>Merc; Park Lane; 1968-1966; V8-428<br>Merc; Topaz; 1986-1984; L4-2.0 Dsl<br>Merc; Topaz; 1989-1984; L4-2.3<br>Merc; Tracer; 1989-1987; L4-1.6<br>Merc; Tracer; 1995-1991; L4-1.8<br>Merc; Tracer; 1995-1991; L4-1.9<br>Merc; Villager; 1995-1993; V6-3.0<br>Merc; Zephyr; 1983-1978; L4-2.3<br>Merc; Zephyr; 1983-1978; L6-3.3<br>Merc; Zephyr; 1982-1978; V8-4.2<br>Merkur; Scorpio; 1989-1985; V6-2.9<br>Mits; Cordia; 1988-1983; L4-1.8<br>Mits; Cordia; 1988-1992; L4-2.0<br>Mits; Eclipse; 1994-1990; L4-1.8<br>Mits; Eclipse; 1995-1990; L4-2.0<br>Mits; Expo; 1994-1992; L4-1.8<br>Mits; Expo; 1995-1989; L4-2.4<br>Mits; Galant; 1995-1994; L4-2.4<br>Mits; Galant; 1987-1985; L4-2.4<br>Mits; Galant; 1988; V6-3.0<br>Mits; Mirage; 1995-1985; L4-1.5<br>Mits; Mirage; 1992-1991; L4-1.6<br>Mits; Mirage; 1989-1985; L4-1.6<br>Mits; Mirage; 1995-1993; L4-1.8<br>Mits; Montero; 1989-1986; L4-2.6<br>Mits; Montero; 1991-1989; V6-3.0<br>Mits; Pickup; 1989-1987; L4-2.0<br>Mits; Pickup; 1995-1987; L4-2.4<br>Mits; Pickup; 1993-1990; V6-3.0<br>Mits; Precis; 1993-1987; L4-1.5<br>Mits; Sigma; 1990-1989; V6-3.0<br>Mits; Starion; 1989-1984; L4-2.6<br>Mits; Tredia; 1988-1983; L4-1.8<br>Mits; Tredia; 1988-1984; L4-2.0<br>Mits; Van; 1990-1987; L4-2.4<br>Mits; 3000GT; 1995-1991; V6-3.0<br>Niss; Altima; 1995-1993; L4-2.4<br>Niss; Axxess; 1990; L4-2.4<br>Niss; Axxess; 1994-1991; L4-2.4 (Canada)<br>Niss; Maxima; 1984-1981; L6-2.4<br>Niss; Maxima; 1983-1981; L6-2.8 Dsl<br>Niss; Maxima; 1995-1985; V6-3.0<br>Niss; NX; 1993-1991; L4-1.6<br>Niss; NX; 1993-1991; L4-2.0<br>Niss; Pathfinder; 1987-1988; L4-2.4<br>Niss; Pathfinder; 1995-1987; V6-3.0<br>Niss; Pickup; 1984-1983; L4-2.0<br>Niss; Pickup; 1983-1981; L4-2.2<br>Niss; Pickup; 1983-1981; L4-2.2 Dsl<br>Niss; Pickup; 1995-1983; L4-2.4<br>Niss; Pickup; 1986; L4-2.5 Dsl<br>Niss; Pickup; 1983; L4-2.5 Dsl<br>Niss; Pickup; 1987; L4-2.5 Dsl (Canada)<br>Niss; Pickup; 1995-1993; V6-3.0<br>Niss; Pulsar NX; 1990-1983; L4-1.6<br>Niss; Pulsar NX; 1989-1988; L4-1.8<br>Niss; Quest; 1995-1993; V6-3.0<br>Niss; Sentra; 1983-1982; L4-1.5<br>Niss; Sentra; 1995-1983; L4-1.6<br>Niss; Sentra; 1985-1991; L4-1.7 Dsl<br>Niss; Stanza; 1989-1982; L4-2.0<br>Niss; Stanza; 1992-1990; L4-2.4<br>Niss; Van; 1988-1987; L4-2.4<br>Niss; 200SX; 1995; L4-1.6<br>Niss; 200SX; 1986-1984; L4-1.8<br>Niss; 200SX; 1987; L4-1.8 (Canada) |
| <b>SYSTEM &amp; COMPONENT IDENT.</b> |   |   |  |
| <b>PASS. CARS</b>                    |   |   |  |
| <b>LIGHT TRUCKS</b>                  |   |   |  |
| <b>MEDIUM/HEAVY TRUCKS</b>           |   |   |  |
| <b>BUSES</b>                         |   |   |  |
| <b>HOSE NUMERICAL</b>                |   |   |  |
| <b>REPAIR KITS</b>                   |   |   |  |
| <b>KIT NUMERICAL</b>                 |   |   |  |
| <b>ILLUSTRATIONS</b>                 |   |   |  |

# Numerical Listing - Power Steering Hose Assemblies and End Fittings

| 71236 - Continued                           | 71236 - Continued                          | 71236 - Continued                            |
|---|--|--|
| Niss; 200SX; 1995; L4-2.0                   | Ply; B Van; 1983-1974; V8-5.9              | Ply; Trailduster; 1978-1974; V8-440          |
| Niss; 200SX; 1988-1984; L4-2.0              | Ply; B Van; 1978-1976; V8-400              | Ply; Valiant; 1969-1967; L6-170              |
| Niss; 200SX; 1981-1980; L4-2.0              | Ply; B Van; 1978-1976; V8-440              | Ply; Valiant; 1974-1970; L6-198              |
| Niss; 200SX; 1983-1982; L4-2.2              | Ply; Barracuda; 1971-1967; L6-198          | Ply; Valiant; 1976-1967; L6-225              |
| Niss; 200SX; 1988-1987; V6-3.0              | Ply; Barracuda; 1967; V8-273               | Ply; Valiant; 1969-1967; V8-273              |
| Niss; 240SX; 1993-1989; L4-2.4              | Ply; Barracuda; 1974-1968; V8-318          | Ply; Valiant; 1976-1968; V8-318              |
| Niss; 300ZX; 1995-1984; V6-3.0              | Ply; Barracuda; 1973-1968; V8-340          | Ply; Valiant; 1976; V8-360                   |
| Niss; 310; 1982; L4-1.5                     | Ply; Barracuda; 1974; V8-360               | Ply; Valiant; 1974; V8-360                   |
| Niss; 720 Pickup; 1980-1981; L4-2.0         | Ply; Barracuda; 1971-1967; V8-383          | Ply; Volare; 1980-1976; L6-3.7               |
| Niss; 810; 1981; L6-2.8 Dsl                 | Ply; Barracuda; 1971-1970; V8-426          | Ply; Volare; 1980-1976; V8-5.2               |
| Olds; Custom Cruiser; 1973; V8-350          | Ply; Belvedere; 1970-1965; L6-225          | Ply; Volare; 1979-1976; V8-360               |
| Olds; Custom Cruiser; 1979-1978; V8-350 Dsl | Ply; Belvedere; 1970-1965; V8-318          | Ply; Voyager; 1995-1991; L4-2.5              |
| Olds; Custom Cruiser; 1975; V8-400          | Ply; Belvedere; 1970-1965; V8-383          | Ply; Voyager; 1995-1991; V6-3.0              |
| Olds; Custom Cruiser; 1979-1978; V8-403     | Ply; Belvedere; 1969; V8-426               | Ply; Voyager; 1995-1991; V6-3.3              |
| Olds; Custom Cruiser; 1976-1971; V8-455     | Ply; Belvedere; 1967-1965; V8-426          | Pont; Astre; 1977-1973; L4-140               |
| Olds; Cutlass; 1976-1975; L6-250            | Ply; Belvedere; 1969; V8-440               | Pont; Astre; 1977; L4-151                    |
| Olds; Cutlass; 1971-1967; L6-250            | Ply; Belvedere; 1967-1983; V8-440          | Pont; Bonneville; 1979-1977; V8-301          |
| Olds; Cutlass; 1979-1977; V6-231            | Ply; Caravelle; 1988-1983; L4-2.5          | Pont; Bonneville; 1977; V8-305               |
| Olds; Cutlass; 1979-1975; V8-260            | Ply; Caravelle; 1983-1978; L6-3.7 (Canada) | Pont; Bonneville; 1979-1959; V8-350          |
| Olds; Cutlass; 1979; V8-260 Dsl             | Ply; Caravelle; 1988-1982; V8-5.2 (Canada) | Pont; Bonneville; 1978-1967; V8-400          |
| Olds; Cutlass; 1979-1967; V8-305            | Ply; Caravelle; 1980-1989; V8-5.2 (Canada) | Pont; Bonneville; 1979-1963; V8-403          |
| Olds; Cutlass; 1979; V8-350                 | Ply; Colt; 1994-1985; L4-1.5               | Pont; Bonneville; 1969-1967; V8-428          |
| Olds; Cutlass; 1977-1967; V8-350            | Ply; Colt; 1990-1985; L4-1.6               | Pont; Bonneville; 1976-1970; V8-455          |
| Olds; Cutlass; 1977-1970; V8-403            | Ply; Colt; 1994-1992; L4-1.8               | Pont; Catalina; 1979-1977; V6-231            |
| Olds; Cutlass Cruiser; 1979; V6-231         | Ply; Colt; 1990-1989; L4-1.8               | Pont; Catalina; 1979-1977; V8-301            |
| Olds; Delmont 88; 1967; V8-330              | Ply; Colt; 1991-1984; L4-2.0               | Pont; Catalina; 1977; V8-305                 |
| Olds; Delmont 88; 1967; V8-425              | Ply; Colt; 1994-1992; L4-2.4               | Pont; Catalina; 1979-1976; V8-305 (Canada)   |
| Olds; Delta 88; 1979-1977; V6-231           | Ply; Conquest; 1986-1984; L4-2.6           | Pont; Catalina; 1973-1970; V8-350            |
| Olds; Delta 88; 1979-1977; V8-260           | Ply; Duster; 1974-1970; L6-198             | Pont; Catalina; 1975; V8-350 (Canada)        |
| Olds; Delta 88; 1979; V8-301                | Ply; Duster; 1976-1970; L6-225             | Pont; Catalina; 1966-1959; V8-389            |
| Olds; Delta 88; 1979-1971; V8-350           | Ply; Duster; 1976-1970; V8-318             | Pont; Catalina; 1978-1967; V8-400            |
| Olds; Delta 88; 1979-1978; V8-350 Dsl       | Ply; Duster; 1973-1970; V8-340             | Pont; Catalina; 1979-1961; V8-403            |
| Olds; Delta 88; 1975; V8-400                | Ply; Duster; 1976-1974; V8-360             | Pont; Catalina; 1969-1967; V8-428            |
| Olds; Delta 88; 1979-1977; V8-403           | Ply; Expo; 1989-1987; L4-2.2 (Canada)      | Pont; Catalina; 1976-1970; V8-455            |
| Olds; Delta 88; 1967; V8-425                | Ply; Fury; 1978-1975; L6-225               | Pont; Executive; 1970; V8-350                |
| Olds; Delta 88; 1976-1971; V8-455           | Ply; Fury; 1972-1967; L6-225               | Pont; Executive; 1967; V8-389                |
| Olds; Eighty Eight; 1966-1965; V8-425       | Ply; Fury; 1967-1975; V8-273               | Pont; Executive; 1970-1967; V8-400           |
| Olds; F85; 1971-1961; L6-250                | Ply; Fury; 1973-1971; V8-318               | Pont; Executive; 1969-1967; V8-428           |
| Olds; F85; 1967-1964; V8-330                | Ply; Fury; 1971-1972; V8-383               | Pont; Executive; 1970; V8-455                |
| Olds; F85; 1972-1968; V8-350                | Ply; Fury; 1978-1977; V8-440               | Pont; Firebird; 1967; L6-230                 |
| Olds; F85; 1966-1965; V8-400                | Ply; Fury; 1975-1967; V8-440               | Pont; Firebird; 1976-1977; L6-250            |
| Olds; F85; 1972; V8-455                     | Ply; Gran Fury; 1983-1980; L6-3.7          | Pont; Firebird; 1979; V8-301                 |
| Olds; Jetstar I; 1964; V8-330               | Ply; Gran Fury; 1989-1980; V8-5.2          | Pont; Firebird; 1979-1977; V8-305            |
| Olds; Jetstar I; 1964-1965; V8-394          | Ply; Gran Fury; 1977-1975; V8-318          | Pont; Firebird; 1967; V8-326                 |
| Olds; Jetstar 88; 1966-1964; V8-330         | Ply; Gran Fury; 1980; V8-5.9               | Pont; Firebird; 1979-1967; V8-350            |
| Olds; Ninety Eight; 1979-1977; V8-350       | Ply; Gran Fury; 1977-1975; V8-360          | Pont; Firebird; 1979-1978; V8-403            |
| Olds; Ninety Eight; 1975; V8-350            | Ply; Gran Fury; 1977-1975; V8-400          | Pont; Firebird; 1976-1971; V8-455            |
| Olds; Ninety Eight; 1973-1972; V8-350       | Ply; Gran Fury; 1977-1975; V8-440          | Pont; Grand Am; 1979; V6-231                 |
| Olds; Ninety Eight; 1979-1978; V8-350 Dsl   | Ply; Grand Voyager; 1995-1992; V6-3.0      | Pont; Grand Am; 1979-1978; V8-301            |
| Olds; Ninety Eight; 1964-1975; V8-394       | Ply; Grand Voyager; 1995-1991; V6-3.3      | Pont; Grand Am; 1975; V8-350                 |
| Olds; Ninety Eight; 1979-1977; V8-403       | Ply; Grand Voyager; 1995-1994; V6-3.8      | Pont; Grand Am; 1973; V8-350                 |
| Olds; Ninety Eight; 1967-1971; V8-425       | Ply; Horizon; 1986-1983; L4-1.6            | Pont; Grand Am; 1975-1973; V8-400            |
| Olds; Omega; 1976-1973; L6-250              | Ply; Horizon; 1983-1978; L4-1.7            | Pont; Grand Am; 1975-1973; V8-455            |
| Olds; Omega; 1979-1977; V6-231              | Ply; Horizon; 1990-1981; L4-2.2            | Pont; Grand Lemans; 1976-1975; L6-250        |
| Olds; Omega; 1977-1975; V8-260              | Ply; Laser; 1994-1981; L4-2.0              | Pont; Grand Lemans; 1977; L6-250 (Canada)    |
| Olds; Omega; 1979-1977; V8-305              | Ply; Reliant; 1989-1981; L4-2.5            | Pont; Grand Lemans; 1979-1976; V6-231        |
| Olds; Omega; 1979-1973; V8-350              | Ply; Road Runner; 1974-1972; V8-318        | Pont; Grand Lemans; 1979; V8-301             |
| Olds; Starfire; 1977-1976; L4-140           | Ply; Road Runner; 1974; V8-360             | Pont; Grand Lemans; 1977; V8-301             |
| Olds; Starfire; 1979-1975; L4-151           | Ply; Road Runner; 1971; V8-383             | Pont; Grand Lemans; 1979-1976; V8-305        |
| Olds; Starfire; 1979-1965; V8-305           | Ply; Road Runner; 1974-1971; V8-400        | Pont; Grand Lemans; 1979-1975; V8-350        |
| Olds; Toronado; 1979; V8-350                | Ply; Road Runner; 1974-1971; V8-440        | Pont; Grand Lemans; 1977-1975; V8-400        |
| Olds; Toronado; 1979-1977; V8-350 Dsl       | Ply; Sapporo; 1979-1978; L4-98             | Pont; Grand Lemans; 1977-1975; V8-403        |
| Olds; Toronado; 1967-1966; V8-425           | Ply; Satellite; 1974-1968; L6-225          | Pont; Grand Prix; 1979-1977; V6-231          |
| Olds; Toronado; 1976-1968; V8-455           | Ply; Satellite; 1968-1965; V8-273          | Pont; Grand Prix; 1979-1976; V8-305          |
| Olds; Vista Cruiser; 1975-1970; V8-455      | Ply; Satellite; 1974-1965; V8-318          | Pont; Grand Prix; 1966-1962; V8-389          |
| Olds; 442; 1969-1968; V8-400                | Ply; Satellite; 1972; V8-340               | Pont; Grand Prix; 1977-1967; V8-400          |
| Olds; 442; 1971-1977; V8-455                | Ply; Satellite; 1974; V8-360               | Pont; Grand Prix; 1977-1963; V8-403          |
| Peug; 505; 1987-1982; L4-2.0                | Ply; Satellite; 1966-1965; V8-361          | Pont; Grand Prix; 1969-1967; V8-428          |
| Peug; 505; 1980; L4-2.0                     | Ply; Satellite; 1971-1965; V8-383          | Pont; Grand Prix; 1976-1970; V8-455          |
| Peug; 505; 1990-1985; L4-2.2                | Ply; Satellite; 1974-1965; V8-400          | Pont; Grand Safari; 1978-1977; V8-301        |
| Peug; 505; 1985-1980; L4-2.3 Dsl            | Ply; Satelite; 1974-1968; V8-440           | Pont; Grand Safari; 1977-1978; V8-305        |
| Peug; 505; 1985; L4-2.5 Dsl                 | Ply; Scamp; 1974-1971; L6-198              | Pont; Grand Safari; 1978-1971; V8-350        |
| Peug; 505; 1989-1987; V6-2.8                | Ply; Scamp; 1976-1971; L6-225              | Pont; Grand Safari; 1978-1971; V8-403        |
| Peug; 604; 1984-1982; L4-2.3 Dsl            | Ply; Scamp; 1976-1971; V8-318              | Pont; Grandville; 1975; V8-400               |
| Peug; 604; 1978-1977; V6-163                | Ply; Scamp Pickup; 1983-1987; L4-2.2       | Pont; Grandville; 1973; V8-400               |
| Peug; 604; 1981; V6-2.8 (Canada)            | Ply; Sundance; 1994-1988; L4-2.5           | Pont; Grandville; 1971; V8-400               |
| Peug; 604; 1979; V6-174                     | Ply; Sundance; 1994-1992; V6-3.0           | Pont; Grandville; 1975-1971; V8-455          |
| Ply; Acclaim; 1995-1989; L4-2.5             | Ply; Trailduster; 1980-1974; L6-3.7        | Pont; GTO; 1966; V8-389                      |
| Ply; Acclaim; 1995-1989; V6-3.0             | Ply; Trailduster; 1981-1974; V8-5.2        | Pont; GTO; 1970-1967; V8-400                 |
| Ply; Arrow Pickup; 1982-1980; L4-2.0        | Ply; Trailduster; 1981-1974; V8-5.9        | Pont; GTO; 1970; V8-455                      |
| Ply; B Van; 1983-1974; L6-3.7               | Ply; Trailduster; 1978-1976; V8-400        | Pont; Laurentian; 1969; L6-250 (Canada)      |
| Ply; B Van; 1983-1974; V8-5.2               | Ply; Trailduster; 1974; V8-400             | Pont; Laurentian; 1979-1977; V8-305 (Canada) |

**SYSTEM PUMP & GEAR IDENT.**

**SYSTEM & COMPONENT IDENT.**

**PASS. CARS**

**LIGHT TRUCKS**

**MEDIUM/HEAVY TRUCKS**

**BUSES**

**HOSE NUMERICAL**

**REPAIR KITS**

**KIT NUMERICAL**

**ILLUSTRATIONS**





# Numerical Listing - Power Steering Hose Assemblies and End Fittings

## 71236 - Continued

Chev; T65; 1978-1974; GM V8-427  
 Chev; T65; 1976; GM V8-454  
 Chev; TD50; 1969; DetrDsl 4-53  
 Chev; TD60; 1969-1963; DetrDsl 4-53  
 Chev; TE50; 1968; GM V8-307  
 Chev; TE50; 1968-1963; GM V8-327  
 Chev; TE50; 1972-1970; GM V8-350  
 Chev; TE50; 1972-1970; GM V8-366  
 Chev; TE60; 1966-1963; GM V8-283  
 Chev; TE60; 1966-1963; GM V8-327  
 Chev; TE60; 1972-1970; GM V8-366  
 Chev; TE65; 1972-1966; GM V8-366  
 Chev; TE65; 1972-1966; GM V8-427  
 Chev; TE65; 1968-1966; GM V8-454  
 Chev; TG50; 1972-1967; GM D478 Dsl  
 Chev; TG50; 1972-1967; GM DH478 Dsl  
 Chev; TG60; 1972-1967; GM D478 Dsl  
 Chev; TG60; 1972-1967; GM DH478 Dsl  
 Chev; Titan; 1980-1979; Cat 3406 Dsl  
 Chev; TM65; 1972-1970; GM V-6 305  
 Chev; TM65; 1972-1970; GM V-6 351  
 Chev; TM65; 1972-1970; GM V-6 379  
 Chev; TV70; 1968-1966; DetrDsl 6V-53  
 Chev; W6; 1980; GM V8-5.7  
 Chev; W6; 1980; GM V8-6.0  
 Chev; W7; 1980; GM V8-6.0  
 Chev; W7; 1980; GM V8-7.0  
 Chev; W70; 1968-1966; DetrDsl 6V-53  
 Chev; Y80; 1966; DetrDsl 6V-53  
 Ford; E350; 1989; V8-5.8  
 Ford; E350; 1989; V8-7.5  
 Ford; F Super Duty; 1989-1988; V8-7.5  
 GMC; Astro; 1980-1979; Cat 3406 Dsl  
 GMC; Astro; 1981-1979; DetrDsl 6-71  
 GMC; Astro; 1983-1979; DetrDsl 6V-92  
 GMC; Astro; 1983-1979; DetrDsl 8V-71  
 GMC; Astro; 1983-1979; DetrDsl 8V-92  
 GMC; Brigadier; 1983-1979; DetrDsl 6-71  
 GMC; Brigadier; 1983-1979; DetrDsl 6V-53  
 GMC; Brigadier; 1983-1979; DetrDsl 6V-92  
 GMC; Brigadier; 1981-1979; DetrDsl 8V-71  
 GMC; Brigadier; 1979-1969; V8-427  
 GMC; C5000; 1987-1985; V8-5.7  
 GMC; C6000; 1985-1983; DetrDsl V8-8.2  
 GMC; C6000; 1987-1985; V8-5.7  
 GMC; C6000; 1987; V8-6.0  
 GMC; C7000; 1985; DetrDsl V8-8.2  
 GMC; C7000; 1983; DetrDsl V8-8.2  
 GMC; C7000; 1987; V8-6.0  
 GMC; C7000; 1987; V8-7.0  
 GMC; CD6500; 1977; DetrDsl 4-53  
 GMC; CE4500; 1968-1967; V8-283  
 GMC; CE4500; 1962-1960; V8-283  
 GMC; CE4500; 1972-1970; V8-307  
 GMC; CE4500; 1968; V8-307  
 GMC; CE4500; 1968-1967; V8-327  
 GMC; CE4500; 1962; V8-327  
 GMC; CE4500; 1972-1960; V8-350  
 GMC; CE5000; 1977; V8-305  
 GMC; CE5000; 1973-1970; V8-307  
 GMC; CE5000; 1968-1960; V8-307  
 GMC; CE5000; 1968-1962; V8-327  
 GMC; CE5000; 1977-1975; V8-350  
 GMC; CE5000; 1973-1968; V8-350  
 GMC; CE5500; 1972-1970; V8-307  
 GMC; CE5500; 1972-1969; V8-350  
 GMC; CE5500; 1972-1966; V8-366  
 GMC; CE5500; 1972-1966; V8-427  
 GMC; CE5500; 1968-1966; V8-454  
 GMC; CE6000; 1968-1960; V8-283  
 GMC; CE6000; 1973-1970; V8-307  
 GMC; CE6000; 1968-1960; V8-307  
 GMC; CE6000; 1968-1960; V8-327  
 GMC; CE6000; 1977-1969; V8-350  
 GMC; CE6000; 1977-1967; V8-366  
 GMC; CE6000; 1977-1967; V8-427  
 GMC; CE6000; 1977-1973; V8-454  
 GMC; CE6000; 1968-1967; V8-454  
 GMC; CE6500; 1977-1973; V8-366  
 GMC; CE6500; 1977-1973; V8-427  
 GMC; CE6500; 1977-1966; V8-454  
 GMC; CG5500; 1972-1970; GMC D478 Dsl

## 71236 - Continued

GMC; CG5500; 1972-1970; GMC DH478 Dsl  
 GMC; CG6000; 1975-1973; GMC D478 Dsl  
 GMC; CG6000; 1975-1973; GMC DH478 Dsl  
 GMC; CH9500; 1970-1966; DetrDsl 8V-71  
 GMC; CI9500; 1971-1966; DetrDsl 6-71N  
 GMC; CM5500; 1974-1970; V-6 305  
 GMC; CM5500; 1974-1970; V-6 351  
 GMC; CM5500; 1974-1970; V-6 379  
 GMC; CM6500; 1975-1970; V-6 305  
 GMC; CM6500; 1975-1970; V-6 351  
 GMC; CM6500; 1975-1970; V-6 379  
 GMC; CM6500; 1974-1970; V-6 401  
 GMC; CM6500; 1974-1970; V-6 432  
 GMC; CM6500; 1974-1970; V-6 478  
 GMC; CS4500; 1977-1967; L6-230  
 GMC; CS4500; 1977-1967; L6-250  
 GMC; CS5000; 1977-1963; L6-230  
 GMC; CS5500; 1977-1963; L6-250  
 GMC; CS6000; 1977-1967; L6-292  
 GMC; CS5500; 1977-1963; L6-230  
 GMC; CS5500; 1977-1963; L6-250  
 GMC; CS6000; 1977-1967; L6-292  
 GMC; DE9500; 1972-1967; V8-637  
 GMC; EG5500; 1969-1967; GMC D478 Dsl  
 GMC; EG5500; 1969-1967; GMC DH478 Dsl  
 GMC; EG6500; 1969-1967; GMC D478 Dsl  
 GMC; EG6500; 1969-1967; GMC DH478 Dsl  
 GMC; EM4500; 1969-1967; V-6 305  
 GMC; EM4500; 1969-1967; V-6 351  
 GMC; EM4500; 1969-1967; V-6 379  
 GMC; EM5500; 1969-1967; V-6 305  
 GMC; EM5500; 1969-1967; V-6 351  
 GMC; EM5500; 1969-1967; V-6 379  
 GMC; EM6500; 1969-1967; V-6 305  
 GMC; EM6500; 1969-1967; V-6 351  
 GMC; EM6500; 1969-1967; V-6 379  
 GMC; ES4500; 1969-1967; L6-230  
 GMC; ES4500; 1969-1967; L6-250  
 GMC; FE9500; 1972-1966; V8-637  
 GMC; General; 1983-1979; DetrDsl 6-71  
 GMC; General; 1983-1979; DetrDsl 6V-92  
 GMC; General; 1983-1979; DetrDsl 8V-71  
 GMC; General; 1983-1979; DetrDsl 8V-92  
 GMC; HE9500; 1972-1966; V8-637  
 GMC; HI9500; 1966; DetrDsl 6-71  
 GMC; HI9500; 1972-1966; DetrDsl 6-71N  
 GMC; HJ7500; 1969-1967; GMC D637 Dsl  
 GMC; HJ7500; 1969-1967; GMC DH637 Dsl  
 GMC; HJ9500; 1969-1966; GMC D637 Dsl  
 GMC; HJ9500; 1969-1966; GMC DH637 Dsl  
 GMC; HM7500; 1971-1966; V-6 305  
 GMC; HM7500; 1971-1966; V-6 351  
 GMC; HM7500; 1971-1966; V-6 379  
 GMC; HM7500; 1971-1966; V-6 401  
 GMC; HM7500; 1971-1966; V-6 432  
 GMC; HM7500; 1971-1966; V-6 478  
 GMC; HM8500; 1970-1966; V-6 305  
 GMC; HM8500; 1970-1966; V-6 351  
 GMC; HM8500; 1970-1966; V-6 379  
 GMC; HM8500; 1971-1966; V-6 401  
 GMC; HM8500; 1971-1966; V-6 432  
 GMC; HM8500; 1971-1966; V-6 478  
 GMC; JE9500; 1972-1966; V8-637  
 GMC; JI9500; 1969-1968; DetrDsl 6-71  
 GMC; JI9500; 1972-1966; DetrDsl 6-71N  
 GMC; JJ7500; 1969-1967; GMC D637 Dsl  
 GMC; JJ7500; 1969-1967; GMC DH637 Dsl  
 GMC; JJ9500; 1969-1966; GMC D637 Dsl  
 GMC; JJ9500; 1969-1966; GMC DH637 Dsl  
 GMC; JM7500; 1970-1966; V-6 305  
 GMC; JM7500; 1970-1966; V-6 351  
 GMC; JM7500; 1970-1966; V-6 379  
 GMC; JM7500; 1971-1966; V-6 401  
 GMC; JM7500; 1971-1966; V-6 432  
 GMC; JM7500; 1971-1966; V-6 478  
 GMC; JM8500; 1971-1966; V-6 401  
 GMC; JM8500; 1971-1966; V-6 432  
 GMC; JM8500; 1971-1966; V-6 478  
 GMC; JN7500; 1968-1966; DetrDsl 6V-53  
 GMC; JN8500; 1968-1966; DetrDsl 6V-53  
 GMC; M6500; 1978; V8-366  
 GMC; M6500; 1978; V8-427  
 GMC; M6500; 1978-1973; V8-454  
 GMC; ME6500; 1977-1973; V8-427

## 71236 - Continued

GMC; ME6500; 1977-1970; V8-454  
 GMC; ME9500; 1968-1966; V8-637  
 GMC; MI9500; 1972-1966; DetrDsl 6-71N  
 GMC; MM6500; 1974-1970; V-6 401  
 GMC; MM6500; 1974-1970; V-6 432  
 GMC; MM6500; 1974-1970; V-6 478  
 GMC; P3500; 1979-1978; L6-292  
 GMC; T6000; 1966-1963; V8-283  
 GMC; T6000; 1973; V8-307  
 GMC; T6000; 1966-1963; V8-327  
 GMC; T6000; 1978-1973; V8-350  
 GMC; T6000; 1978-1966; V8-366  
 GMC; T6000; 1978-1966; V8-427  
 GMC; T6000; 1969-1966; V8-454  
 GMC; T6500; 1978; V8-366  
 GMC; T6500; 1978; V8-427  
 GMC; TE5500; 1968-1963; V8-283  
 GMC; TE5500; 1968; V8-307  
 GMC; TE5500; 1968-1963; V8-327  
 GMC; TE5500; 1972-1970; V8-350  
 GMC; TE5500; 1977-1966; V8-366  
 GMC; TE5500; 1968-1966; V8-454  
 GMC; TE6500; 1968-1966; V8-454  
 GMC; TE9500; 1968; V8-637  
 GMC; TG5500; 1975-1972; GMC D478 Dsl  
 GMC; TG5500; 1969-1967; GMC D478 Dsl  
 GMC; TG5500; 1975-1972; GMC DH478 Dsl  
 GMC; TG5500; 1969-1967; GMC DH478 Dsl  
 GMC; TG6000; 1975-1972; GMC D478 Dsl  
 GMC; TG6000; 1969-1967; GMC D478 Dsl  
 GMC; TG6000; 1975-1972; GMC DH478 Dsl  
 GMC; TG6000; 1969-1967; GMC DH478 Dsl  
 GMC; TG6500; 1974-1972; GMC D478 Dsl  
 GMC; TG6500; 1974-1972; GMC DH478 Dsl  
 GMC; TM5500; 1974-1970; V-6 305  
 GMC; TM5500; 1974-1970; V-6 351  
 GMC; TM5500; 1974-1970; V-6 379  
 GMC; TM6000; 1974-1970; V-6 305  
 GMC; TM6000; 1974-1970; V-6 351  
 GMC; TM6000; 1974-1970; V-6 379  
 GMC; TM6500; 1974-1970; V-6 305  
 GMC; TM6500; 1974-1970; V-6 351  
 GMC; TM6500; 1974-1970; V-6 379  
 GMC; TM7500; 1968-1966; V-6 305  
 GMC; TM7500; 1968-1966; V-6 351  
 GMC; TM7500; 1968-1966; V-6 379  
 GMC; TM7500; 1968-1966; V-6 401  
 GMC; TM7500; 1968-1966; V-6 432  
 GMC; TM7500; 1968-1966; V-6 478  
 GMC; TM8500; 1968-1966; V-6 401  
 GMC; TM8500; 1968-1966; V-6 432  
 GMC; TM8500; 1968-1966; V-6 478  
 GMC; TS5500; 1972-1963; L6-292  
 GMC; TV7500; 1977-1966; DetrDsl 6V-53  
 GMC; WE9500; 1972; V8-637  
 GMC; WM7500; 1968-1966; V-6 401  
 GMC; WM7500; 1968-1966; V-6 432  
 GMC; WM7500; 1968-1966; V-6 478  
 GMC; WM8500; 1968-1966; V-6 401  
 GMC; WM8500; 1968-1966; V-6 432  
 GMC; WM8500; 1968-1970; V-6 478  
 GMC; WV7500; 1967-1966; DetrDsl 6V-53  
 Chev; B7; 1973-1969; GM V8-350  
 Chev; B7; 1973-1969; GM V8-366  
 Chev; B7; 1973-1969; GM V8-427  
 Chev; B7; 1973-1969; GM V8-454  
 Chev; B60 B6P; 1973-1969; GM V8-350  
 Chev; B60 B6P; 1973-1969; GM V8-366  
 Chev; B60 B6P; 1973-1969; GM V8-427  
 Chev; B60 B6P; 1973-1969; GM V8-454  
 Chev; S40; 1977-1973; GM L6-230  
 Chev; S40; 1977-1973; GM L6-250  
 Chev; S40; 1978-1975; GM L6-292  
 Chev; S40; 1978-1975; GM V8-350  
 Chev; S50; 1978-1975; GM L6-292  
 Chev; S50; 1978-1975; GM V8-350  
 Chev; S50; 1978-1975; GM V8-366  
 Chev; S60 B6P; 1978-1973; GM L6-292  
 Chev; S60 B6P; 1978-1973; GM V-6 305  
 Chev; S60 B6P; 1978-1973; GM V-6 351  
 Chev; S60 B6P; 1978-1973; GM V-6 379  
 Chev; S60 B6P; 1978-1969; GM V8-350

**SYSTEM  
PUMP &  
GEAR  
IDENT.**

**SYSTEM &  
COM-  
PONENT  
IDENT.**

**PASS.  
CARS**

**LIGHT  
TRUCKS**

**MEDIUM/  
HEAVY  
TRUCKS**

**BUSES**

**HOSE  
NUMER-  
ICAL**

**REPAIR  
KITS**

**KIT  
NUMER-  
ICAL**

**ILLUSTRATIONS**



# Numerical Listing - Power Steering Hose Assemblies and End Fittings

|                                      | <b>71236 - Continued</b>   | <b>71249</b>  | <b>71262 - Continued</b>   |
|--------------------------------------|--|---|--|
| <b>SYSTEM PUMP &amp; GEAR IDENT.</b> | Chev; S60 B6P; 1978-1969; GM V8-366<br>Chev; S65; 1978-1973; GM V-6 305<br>Chev; S65; 1978-1973; GM V-6 351<br>Chev; S65; 1978-1973; GM V-6 379<br>Chev; S65; 1978-1973; GM V-6 401<br>Chev; S65; 1978-1973; GM V-6 432<br>Chev; S65; 1978-1973; GM V-6 478<br>Chev; S65; 1978-1975; GM V8-366<br>GMC; B6000 B6P; 1979; V8-350<br>GMC; B6000 B6P; 1982-1979; V8-5.7<br>GMC; B6000 B6P; 1982-1979; V8-6.0<br>GMC; B6000 B6P; 1982-1979; V8-7.0<br>GMC; S5000; 1974-1973; L6-230<br>GMC; SE6000; 1978-1975; V8-307<br>GMC; SE6000; 1978-1975; V8-350<br>GMC; SE6000; 1978-1975; V8-366<br>GMC; SE6000; 1978-1975; V8-427<br>GMC; SE6000; 1978-1970; V8-454<br>GMC; SG5500; 1974-1970; GMC DH478 Dsl<br>GMC; SG6000; 1975-1970; GMC D478 Dsl<br>GMC; SG6000; 1975-1970; GMC DH478 Dsl<br>GMC; SM5500; 1975-1973; V-6 305<br>GMC; SM5500; 1975-1973; V-6 351<br>GMC; SM5500; 1975-1973; V-6 379<br>GMC; SM6500; 1975-1973; V-6 305<br>GMC; SM6500; 1975-1973; V-6 351<br>GMC; SM6500; 1975-1973; V-6 379<br>GMC; SS4500; 1977-1973; L6-230<br>GMC; SS4500; 1977-1973; L6-250<br>GMC; SS6000; 1978-1994; L6-292 | Chev; P Van; 1995-1980; V8-7.4<br>GMC; P Van; 1995-1980; V8-7.4   | Ford; Gran Torino; 1976-1972; V8-460<br>Ford; Ltd; 1972; V8-351<br>Ford; Ltd; 1972; V8-400<br>Ford; Ltd; 1972; V8-429<br>Ford; Ranch Wagon; 1972; V8-302<br>Ford; Ranch Wagon; 1972; V8-351<br>Ford; Ranch Wagon; 1972; V8-400<br>Ford; Ranch Wagon; 1972; V8-429<br>Ford; Rancho; 1972; V8-302<br>Ford; Rancho; 1976-1975; V8-351<br>Ford; Rancho; 1972; V8-351<br>Ford; Rancho; 1976-1975; V8-400<br>Ford; Rancho; 1972; V8-400<br>Ford; Rancho; 1976-1974; V8-460<br>Ford; Thunderbird; 1972; V8-400<br>Ford; Thunderbird; 1972; V8-429<br>Ford; Thunderbird; 1972; V8-460<br>Ford; Torino; 1972; V8-302<br>Ford; Torino; 1976-1975; V8-351<br>Ford; Torino; 1972; V8-351<br>Ford; Torino; 1976-1975; V8-400<br>Ford; Torino; 1972; V8-400<br>Ford; Torino; 1976-1973; V8-460<br>Merc; Colony Park; 1972; V8-400<br>Merc; Colony Park; 1972; V8-429<br>Merc; Cougar; 1976-1974; V8-351<br>Merc; Cougar; 1976-1974; V8-400<br>Merc; Cougar; 1976-1974; V8-460<br>Merc; Marquis; 1972; V8-400<br>Merc; Marquis; 1972; V8-429<br>Merc; Montego; 1972; V8-302<br>Merc; Montego; 1976-1975; V8-351<br>Merc; Montego; 1972; V8-351<br>Merc; Montego; 1976-1975; V8-400<br>Merc; Montego; 1972; V8-400<br>Merc; Montego; 1976-1972; V8-460<br>Merc; Monterey; 1972; V8-400<br>Merc; Monterey; 1972; V8-429 |
| <b>SYSTEM &amp; COMPONENT IDENT.</b> |  | <b>71250</b>  |  |
| <b>PASS. CARS</b>                    |  | Chev; P Van; 1995-1990; V6-4.3<br>Chev; P Van; 1995-1983; V8-5.7<br>GMC; P Van; 1995-1990; V6-4.3<br>GMC; P Van; 1995-1983; V8-5.7  |  |
| <b>LIGHT TRUCKS</b>                  |  | <b>71251</b>  |  |
| <b>MEDIUM/HEAVY TRUCKS</b>           |  | Chev; S Pickup; 1985-1983; L4-2.2 Dsl<br>GMC; S Pickup; 1985-1984; L4-2.2 Dsl   |  |
| <b>BUSES</b>                         |  | <b>71252</b>  |  |
| <b>HOSE NUMERICAL</b>                |  | Linc; Continental; 1985-1984; L6-2.4 Dsl  |  |
| <b>REPAIR KITS</b>                   |  | <b>71253</b>  |  |
| <b>KIT NUMERICAL</b>                 |  | Linc; Continental; 1985-1984; L6-2.4 Dsl  |  |
| <b>ILLUSTRATIONS</b>                 |  | <b>71255</b>  |  |
|                                      |  | Chev; G Van; 1985-1983; V8-6.2 Dsl<br>GMC; G Van; 1985-1983; V8-6.2 Dsl   |  |
|                                      |  | <b>71256</b>  |  |
|                                      |  | Chev; P Van; 1993-1990; V6-4.3<br>Chev; P Van; 1993-1983; V8-5.7<br>Chev; P Van; 1992-1991; V8-6.2 Dsl<br>GMC; P Van; 1993-1990; V6-4.3<br>GMC; P Van; 1993-1983; V8-5.7<br>GMC; P Van; 1992-1991; V8-6.2 Dsl   |  |
|                                      |  | <b>71257</b>  |  |
|                                      |  | Ford; F Pickup; 1987-1983; V8-7.5   |  |
|                                      |  | <b>71258</b>  |  |
|                                      |  | Buick; Century; 1985-1983; V6-3.0<br>Buick; Century; 1985-1984; V6-3.8<br>Olds; Cutlass Ciera; 1985-1983; V6-3.0<br>Olds; Cutlass Ciera; 1985-1984; V6-3.8  |  |
|                                      |  | <b>71260</b>  |  |
|                                      |  | Toy.; 4 Runner; 1985-1984; L4-2.4   |  |
|                                      |  | <b>71261</b>  |  |
|                                      |  | Toy.; Cressida; 1984-1983; L6-2.8   |  |
|                                      |  | <b>71262</b>  |  |
|                                      |  | Ford; Country Sedan; 1972; V8-302<br>Ford; Country Sedan; 1972; V8-351<br>Ford; Country Sedan; 1972; V8-400<br>Ford; Country Sedan; 1972; V8-429<br>Ford; Country Squire; 1972; V8-302<br>Ford; Country Squire; 1972; V8-351<br>Ford; Country Squire; 1972; V8-400<br>Ford; Country Squire; 1972; V8-429<br>Ford; Custom; 1972; V8-302<br>Ford; Custom; 1972; V8-351<br>Ford; Custom; 1972; V8-400<br>Ford; Custom; 1972; V8-429<br>Ford; Custom 500; 1972; V8-302<br>Ford; Custom 500; 1972; V8-351<br>Ford; Custom 500; 1972; V8-400<br>Ford; Custom 500; 1972; V8-429<br>Ford; Elite; 1976-1975; V8-351<br>Ford; Galaxie 500; 1972; V8-302<br>Ford; Galaxie 500; 1972; V8-351<br>Ford; Galaxie 500; 1972; V8-400<br>Ford; Galaxie 500; 1972; V8-429<br>Ford; Gran Torino; 1972; V8-302<br>Ford; Gran Torino; 1976-1975; V8-351<br>Ford; Gran Torino; 1972; V8-351<br>Ford; Gran Torino; 1976-1975; V8-400<br>Ford; Gran Torino; 1972; V8-400 |  |
|                                      |  | <b>71265</b>  |  |
|                                      |  | Chev; G Van; 1986-1985; V8-5.0<br>GMC; G Van; 1986-1985; V8-5.0   |  |
|                                      |  | <b>71266</b>  |  |
|                                      |  | Chev; G Van; 1985; V8-5.7<br>GMC; G Van; 1985; V8-5.7   |  |
|                                      |  | <b>71267</b>  |  |
|                                      |  | Buick; Skylark; 1986; V6-3.0<br>Buick; Somerset; 1986-1985; V6-3.0<br>Olds; Calais; 1986-1985; V6-3.0<br>Pont; Grand Am; 1986-1985; V6-3.0  |  |
|                                      |  | <b>71268</b>  |  |
|                                      |  | Chev; G Van; 1986-1985; V6-4.3<br>GMC; G Van; 1986-1985; V6-4.3   |  |
|                                      |  | <b>71269</b>  |  |
|                                      |  | Buick; Skylark; 1986; L4-2.5<br>Buick; Somerset; 1986-1985; L4-2.5<br>Olds; Calais; 1986-1985; L4-2.5<br>Pont; Grand Am; 1986-1985; L4-2.5  |  |
|                                      |  | <b>71270</b>  |  |
|                                      |  | Chev; C&K Pickup; 1986-1985; V6-4.3<br>GMC; C&K Pickup; 1986-1985; V6-4.3   |  |
|                                      |  | <b>71271</b>  |  |
|                                      |  | Buick; Skyhawk; 1988-1987; L4-2.0   |  |

# Numerical Listing - Power Steering Hose Assemblies and End Fittings

| 71271 - Continued  | 71287   | 71296 - Continued  |
|--|---|--|
| Buick; Somerset; 1987; V6-3.0<br>Cad; Cimarron; 1986-1985; V6-2.8<br>Chev; Cavalier; 1986-1985; V6-2.8<br>Olds; Calais; 1987-1988; V6-3.0<br>Olds; Firenza; 1988-1985; L4-2.0<br>Pont; Grand Am; 1988-1987; L4-2.0<br>Pont; Grand Am; 1987; V6-3.0   | Volvo; 240; 1990-1985; L4-2.3   | Mits; Pickup; 1989-1983; L4-2.6<br>Mits; Starion; 1989-1983; L4-2.6<br>Mits; Tredia; 1988-1983; L4-1.8<br>Mits; Tredia; 1988-1984; L4-2.0<br>Mits; Van; 1990-1987; L4-2.4<br>Niss; Stanza; 1986-1982; L4-2.0<br>Peug; 505; 1987-1982; L4-2.0<br>Peug; 505; 1980; L4-2.0<br>Peug; 505; 1990-1987; L4-2.2<br>Peug; 505; 1989-1987; V6-2.8<br>Ply; Arrow Pickup; 1982-1980; L4-2.0<br>Ply; Arrow Pickup; 1982-1980; L4-2.6<br>Ply; Colt; 1989-1985; L4-1.5<br>Ply; Colt; 1989-1985; L4-1.6<br>Ply; Colt; 1991-1984; L4-2.0<br>Toy.; Corolla; 1987-1984; L4-1.6<br>Chev; Bison; 1980-1979; Cat 3406 Dsl<br>Chev; Bruin; 1979-1980; GM V8-427<br>Chev; C70; 1980-1979; Cat 3208 Dsl<br>Chev; C70; 1979-1980; GM V8-366<br>Chev; H70; 1977-1973; DetrDsl 6V-53<br>Chev; HE90; 1971; GM V8-637<br>Chev; HJ70; 1971-1970; GM D637 Dsl<br>Chev; HV70; 1972-1970; DetrDsl 6V-53<br>Chev; J70; 1977-1973; DetrDsl 6V-53<br>Chev; J80; 1977-1973; DetrDsl 6V-53<br>Chev; JE90; 1971; GM V8-637<br>Chev; JJ70; 1971-1970; GM D637 Dsl<br>Chev; JV70; 1972-1970; DetrDsl 6V-53<br>Chev; JV80; 1972-1970; DetrDsl 6V-53<br>Chev; Titan; 1980-1979; Cat 3406 Dsl<br>GMC; Astro; 1980-1979; Cat 3406 Dsl<br>GMC; Astro; 1981-1979; DetrDsl 6-71<br>GMC; Astro; 1983-1979; DetrDsl 6V-92<br>GMC; Astro; 1983-1979; DetrDsl 8V-71<br>GMC; Astro; 1983-1979; DetrDsl 8V-92<br>GMC; Brigadier; 1983-1979; DetrDsl 6-71<br>GMC; Brigadier; 1983-1979; DetrDsl 6V-53<br>GMC; Brigadier; 1983-1979; DetrDsl 6V-92<br>GMC; Brigadier; 1981-1979; DetrDsl 8V-71<br>GMC; Brigadier; 1979-1980; V8-427<br>GMC; CE9500; 1972-1966; V8-637<br>GMC; CH9500; 1970-1966; DetrDsl 8V-71<br>GMC; CI9500; 1971-1966; DetrDsl 6-71N<br>GMC; DE9500; 1972-1966; V8-637<br>GMC; FE9500; 1972-1966; V8-637<br>GMC; General; 1983-1979; DetrDsl 6-71<br>GMC; General; 1983-1979; DetrDsl 6V-92<br>GMC; General; 1983-1979; DetrDsl 8V-71<br>GMC; General; 1983-1979; DetrDsl 8V-92<br>GMC; HE9500; 1972-1966; V8-637<br>GMC; HI9500; 1966; DetrDsl 6-71<br>GMC; HI9500; 1972-1966; DetrDsl 6-71N<br>GMC; HJ7500; 1969-1967; GMC D637 Dsl<br>GMC; HJ7500; 1969-1967; GMC DH637 Dsl<br>GMC; HJ9500; 1969-1966; GMC D637 Dsl<br>GMC; HJ9500; 1969-1966; GMC DH637 Dsl<br>GMC; HM7500; 1971-1966; V-6 305<br>GMC; HM7500; 1971-1966; V-6 351<br>GMC; HM7500; 1971-1966; V-6 379<br>GMC; HM7500; 1971-1966; V-6 401<br>GMC; HM7500; 1971-1966; V-6 432<br>GMC; HM7500; 1971-1966; V-6 478<br>GMC; HM8500; 1970-1966; V-6 305<br>GMC; HM8500; 1970-1966; V-6 351<br>GMC; HM8500; 1970-1966; V-6 379<br>GMC; HM8500; 1971-1966; V-6 401<br>GMC; HM8500; 1971-1966; V-6 432<br>GMC; HM8500; 1971-1966; V-6 478<br>GMC; JE9500; 1972-1966; V8-637<br>GMC; JI9500; 1969-1968; DetrDsl 6-71<br>GMC; JI9500; 1972-1966; DetrDsl 6-71N<br>GMC; JJ7500; 1969-1967; GMC D637 Dsl<br>GMC; JJ7500; 1969-1967; GMC DH637 Dsl<br>GMC; JJ9500; 1969-1966; GMC D637 Dsl<br>GMC; JJ9500; 1969-1966; GMC DH637 Dsl<br>GMC; JM7500; 1970-1966; V-6 305<br>GMC; JM7500; 1970-1966; V-6 351<br>GMC; JM7500; 1970-1966; V-6 379<br>GMC; JM7500; 1971-1966; V-6 401<br>GMC; JM7500; 1971-1966; V-6 432<br>GMC; JM7500; 1971-1966; V-6 478 |
| <b>71272</b>   | <b>71289</b>  |  |
| Chev; Camaro; 1985; V6-2.8<br>Pont; Firebird; 1985; V6-2.8   | Niss; Stanza; 1985-1982; L4-2.0   |  |
| <b>71273</b>   | <b>71290</b>  |  |
| Buick; Skyhawk; 1986-1985; L4-2.0<br>Cad; Cimarron; 1986-1985; L4-2.0<br>Chev; Cavalier; 1987-1985; L4-2.0<br>Olds; Firenza; 1986-1985; L4-2.0<br>Pont; Sunbird; 1986-1985; L4-2.0   | Niss; Maxima; 1988-1985; V6-3.0   |  |
| <b>71274</b>   | <b>71291</b>  |  |
| Chev; Astro; 1986-1985; L4-2.5<br>GMC; Safari; 1986-1985; L4-2.5   | Ford; Bronco Compact; 1990; V6-2.9<br>Ford; Ranger; 1988-1984; L4-2.0<br>Ford; Ranger; 1991-1984; L4-2.3<br>Ford; Ranger; 1992-1991; V6-2.9   |  |
| <b>71275</b>   | <b>71292</b>  |  |
| Chev; Camaro; 1987-1985; V6-2.8<br>Pont; Firebird; 1987-1985; V6-2.8   | Toy.; Camry; 1984; L4-1.8 Dsl<br>Toy.; Camry; 1986-1983; L4-2.0   |  |
| <b>71276</b>   | <b>71294</b>  |  |
| Ford; Escort; 1986-1984; L4-2.0 Dsl<br>Ford; Tempo; 1986-1984; L4-2.0 Dsl<br>Ford; Tempo; 1988-1985; L4-2.3<br>Merc; Lynx; 1986-1984; L4-2.0 Dsl<br>Merc; Topaz; 1986-1984; L4-2.0 Dsl<br>Merc; Topaz; 1988-1984; L4-2.3   | Mazda; RX-7; 1985-1984; 2-Rotor 1.1   |  |
| <b>71277</b>   | <b>71295</b>  |  |
| Ford; Bronco Compact; 1985; L4-2.3 Dsl<br>Ford; Ranger; 1987-1985; L4-2.3 Dsl  | Mazda; 626; 1987-1983; L4-2.0   |  |
| <b>71278</b>   | <b>71296</b>  |  |
| Jeep; Cherokee; 1986; L4-2.1 Dsl<br>Jeep; Wagoneer; 1986-1985; L4-2.1 Dsl  | Acura; Integra; 1989-1986; L4-1.6<br>Acura; Legend; 1990-1987; V6-2.7<br>BMW; 318i; 1991; L4-1.8<br>BMW; 318i; 1985-1984; L4-1.8<br>BMW; 325; 1988-1984; L6-2.7<br>BMW; 528E; 1988-1982; L6-2.7<br>BMW; 633CSI; 1984-1978; L6-3.2<br>BMW; 635CSI; 1987-1978; L6-3.5<br>BMW; 735i; 1987-1985; L6-3.5<br>Chev; Spectrum; 1988-1985; L4-1.5<br>Chry; Conquest; 1989-1987; L4-2.6<br>Dodge; Colt; 1989-1985; L4-1.5<br>Dodge; Colt; 1989-1985; L4-1.6<br>Dodge; Colt; 1991-1986; L4-2.0<br>Dodge; Conquest; 1986-1984; L4-2.6<br>Dodge; D50 Pickup; 1980-1979; L4-2.0<br>Dodge; Ram 50 Pickup; 1989-1981; L4-2.0<br>Dodge; Ram 50 Pickup; 1985-1983; L4-2.3 Dsl<br>Dodge; Ram 50 Pickup; 1989-1981; L4-2.6<br>Eagle; Medallion; 1989; L4-2.2<br>Eagle; Summit; 1989; L4-1.6<br>Eagle; Vista; 1989; L4-1.5 (Canada)<br>Eagle; Vista; 1989; L4-1.6 (Canada)<br>Ford; F Pickup; 1995-1990; V8-7.3 Dsl<br>Ford; F Pickup; 1995-1990; V8-7.5<br>Honda; Accord; 1989-1985; L4-2.0<br>Honda; Civic; 1987-1985; L4-1.5<br>Honda; Passport; 1995-1994; L4-2.6<br>Isuzu; Amigo; 1993-1989; L4-2.3<br>Isuzu; Amigo; 1994-1989; L4-2.6<br>Isuzu; I-Mark; 1989-1985; L4-1.5<br>Isuzu; I-Mark; 1989; L4-1.6<br>Isuzu; I-Mark; 1985; L4-1.8<br>Isuzu; Impulse; 1992-1990; L4-1.6<br>Isuzu; Impulse; 1987-1985; L4-1.9<br>Isuzu; Pickup; 1995-1988; L4-2.3<br>Isuzu; Pickup; 1995-1988; L4-2.6<br>Isuzu; Rodeo; 1995-1993; L4-2.6<br>Isuzu; Stylus; 1993-1991; L4-1.6<br>Isuzu; Trooper; 1991-1990; L4-2.6<br>Isuzu; Trooper II; 1987-1986; L4-2.3<br>Isuzu; Trooper II; 1989-1988; L4-2.6<br>Mits; Cordia; 1988-1983; L4-1.8<br>Mits; Cordia; 1988-1984; L4-2.0<br>Mits; Galant; 1993-1989; L4-2.0<br>Mits; Galant; 1987-1985; L4-2.4<br>Mits; Mirage; 1992-1985; L4-1.5<br>Mits; Mirage; 1992-1991; L4-1.6<br>Mits; Mirage; 1989-1985; L4-1.6<br>Mits; Pickup; 1989-1983; L4-2.0<br>Mits; Pickup; 1985-1983; L4-2.3 Dsl |  |
| <b>71279</b>   |   |  |
| Ford; Ranger; 1988-1985; L4-2.0<br>Ford; Ranger; 1989-1985; L4-2.3   |   |  |
| <b>71280</b>   |   |  |
| VW; Corrado; 1992-1990; L4-1.8<br>VW; Corrado; 1994-1992; V6-2.8<br>VW; Golf; 1987-1985; L4-1.6 Dsl<br>VW; Golf; 1992-1988; L4-1.6 Dsl (Canada)<br>VW; Golf; 1992-1985; L4-1.8<br>VW; Golf; 1992-1990; L4-2.0<br>VW; Jetta; 1992-1989; L4-1.6 Dsl<br>VW; Jetta; 1986-1985; L4-1.6 Dsl<br>VW; Jetta; 1988-1987; L4-1.6 Dsl (Canada)<br>VW; Jetta; 1992-1985; L4-1.8<br>VW; Jetta; 1992-1990; L4-2.0 |   |  |
| <b>71284</b>   |   |  |
| Volvo; 760; 1990-1983; V6-2.8<br>Volvo; 780; 1990-1987; V6-2.8   |   |  |
| <b>71285</b>   |   |  |
| Volvo; 740; 1987-1985; L4-2.3<br>Volvo; 760; 1987-1985; L4-2.3   |   |  |
| <b>71286</b>   |   |  |
| Volvo; 760; 1984; L4-2.3   |   |  |

**SYSTEM  
PUMP &  
GEAR  
IDENT.**

**SYSTEM &  
COM-  
PONENT  
IDENT.**

**PASS.  
CARS**

**LIGHT  
TRUCKS**

**MEDIUM/  
HEAVY  
TRUCKS**

**BUSES**

**HOSE  
NUMER-  
ICAL**

**REPAIR  
KITS**

**KIT  
NUMER-  
ICAL**

**ILLUST-  
RATIONS**

# Numerical Listing - Power Steering Hose Assemblies and End Fittings

**SYSTEM  
PUMP &  
GEAR  
IDENT.**

**SYSTEM &  
COM-  
PONENT  
IDENT.**

**PASS.  
CARS**

**LIGHT  
TRUCKS**

**MEDIUM/  
HEAVY  
TRUCKS**

**BUSES**

**HOSE  
NUMER-  
ICAL**

**REPAIR  
KITS**

**KIT  
NUMER-  
ICAL**

**ILLUST-  
RATIONS**

## 71296 - Continued

GMC; JM8500; 1971-1966; V-6 401  
GMC; JM8500; 1971-1966; V-6 432  
GMC; JM8500; 1971-1966; V-6 478  
GMC; JN7500; 1968-1966; DetrDsl 6V-53  
GMC; JN8500; 1968-1967; DetrDsl 6V-53  
GMC; JV7500; 1977-1966; DetrDsl 6V-53  
GMC; ME9500; 1972-1970; V8-637  
GMC; ME9500; 1968-1966; V8-637  
GMC; MI9500; 1972-1966; DetrDsl 6-71N  
GMC; TE9500; 1968; V8-637  
GMC; TM7500; 1968-1966; V-6 305  
GMC; TM7500; 1968-1966; V-6 351  
GMC; TM7500; 1968-1966; V-6 379  
GMC; TM7500; 1968-1966; V-6 401  
GMC; TM7500; 1968-1966; V-6 432  
GMC; TM7500; 1968-1966; V-6 478  
GMC; TM8500; 1968-1966; V-6 401  
GMC; TM8500; 1968-1966; V-6 432  
GMC; TM8500; 1968-1966; V-6 478  
GMC; WE9500; 1972; V8-637  
GMC; WM7500; 1968-1966; V-6 401  
GMC; WM7500; 1968-1966; V-6 432  
GMC; WM7500; 1968-1966; V-6 478  
GMC; WM8500; 1968-1966; V-6 401  
GMC; WM8500; 1968-1966; V-6 432  
GMC; WM8500; 1968-1970; V-6 478  
GMC; WV7500; 1967-1966; DetrDsl 6V-53

## 71297

Chev; Blazer; 1982; V8-6.2 Dsl  
Chev; Blazer Full Size; 1988-1983; V8-6.2 Dsl  
Chev; C&K Pickup; 1986-1982; V8-6.2 Dsl  
Chev; C&K Pickup; 1986-1969; V8-7.4  
Chev; P Van; 1989-1985; V8-6.2 Dsl  
Chev; P Van; 1989-1985; V8-7.4  
Chev; R&V Pickup; 1989-1987; V8-7.4  
Chev; Suburban; 1988-1982; V8-6.2 Dsl  
Chev; Suburban; 1989-1980; V8-7.4  
GMC; C&K Pickup; 1986-1982; V8-6.2 Dsl  
GMC; C&K Pickup; 1986-1980; V8-7.4  
GMC; Jimmy; 1982; V8-6.2 Dsl  
GMC; Jimmy Full Size; 1988-1983; V8-6.2 Dsl  
GMC; P Van; 1989-1985; V8-6.2 Dsl  
GMC; P Van; 1989-1985; V8-7.4  
GMC; R&V Pickup; 1988-1987; V8-6.2 Dsl  
GMC; R&V Pickup; 1989-1987; V8-7.4  
GMC; Suburban; 1988-1982; V8-6.2 Dsl  
GMC; Suburban; 1989-1980; V8-7.4  
Chev; Bison; 1980-1979; Cat 3406 Dsl  
Chev; Bruin; 1980-1979; Cat 3208 Dsl  
Chev; Bruin; 1979-1980; GM V8-427  
Chev; C40; 1962-1960; GM L6-235  
Chev; C40; 1972-1969; GM L6-250  
Chev; C40; 1962-1960; GM L6-261  
Chev; C40; 1962-1960; GM V8-283  
Chev; C40; 1972-1969; GM V8-307  
Chev; C40; 1962; GM V8-327  
Chev; C40; 1972-1969; GM V8-350  
Chev; C50; 1967-1960; GM L6-230  
Chev; C50; 1978-1960; GM L6-250  
Chev; C50; 1982-1960; GM L6-4.8  
Chev; C50; 1973-1970; GM V8-307  
Chev; C50; 1968; GM V8-307  
Chev; C50; 1968-1962; GM V8-327  
Chev; C50; 1979-1969; GM V8-350  
Chev; C50; 1989-1980; GM V8-5.7  
Chev; C50; 1978-1966; GM V8-366  
Chev; C50; 1978-1969; GM V8-427  
Chev; C50; 1966; GM V8-427  
Chev; C50; 1978-1960; GM V8-454  
Chev; C60; 1962-1960; GM L6-261  
Chev; C60; 1982-1979; GM L6-4.8  
Chev; C60; 1973; GM V-6 432  
Chev; C60; 1973; GM V-6 478  
Chev; C60; 1968-1960; GM V8-283  
Chev; C60; 1973-1970; GM V8-307  
Chev; C60; 1968; GM V8-307  
Chev; C60; 1968-1962; GM V8-327  
Chev; C60; 1965-1960; GM V8-348  
Chev; C60; 1979-1969; GM V8-350  
Chev; C60; 1988-1966; GM V8-5.7

## 71297 - Continued

Chev; C60; 1988-1980; GM V8-6.0  
Chev; C60; 1965-1960; GM V8-409  
Chev; C60; 1979-1969; GM V8-427  
Chev; C60; 1966; GM V8-427  
Chev; C60; 1979-1973; GM V8-454  
Chev; C70; 1980-1979; Cat 3208 Dsl  
Chev; C70; 1979-1980; GM V8-366  
Chev; CD50; 1970-1967; DetrDsl 4-53  
Chev; CD60; 1970-1967; DetrDsl 4-53  
Chev; CE40; 1962-1960; GM V8-283  
Chev; CE40; 1972-1970; GM V8-307  
Chev; CE40; 1962; GM V8-327  
Chev; CE40; 1972-1960; GM V8-350  
Chev; CE50; 1972-1970; GM V8-307  
Chev; CE50; 1968; GM V8-307  
Chev; CE50; 1968-1962; GM V8-327  
Chev; CE50; 1972-1960; GM V8-350  
Chev; CE60; 1972-1970; GM V8-307  
Chev; CE60; 1968; GM V8-307  
Chev; CE60; 1968-1962; GM V8-327  
Chev; CE60; 1972-1969; GM V8-350  
Chev; CE60; 1975; GM V8-427  
Chev; CG50; 1969-1968; GM D478 Dsl  
Chev; CM60; 1972-1970; GM V-6 401  
Chev; CM60; 1972-1970; GM V-6 432  
Chev; CM60; 1972-1970; GM V-6 478  
Chev; D50; 1966-1965; DetrDsl 4-53  
Chev; H70; 1977-1973; DetrDsl 6V-53  
Chev; HE90; 1971; GM V8-637  
Chev; HJ70; 1971-1970; GM D637 Dsl  
Chev; HV70; 1972-1970; DetrDsl 6V-53  
Chev; J70; 1977-1973; DetrDsl 6V-53  
Chev; J80; 1977-1973; DetrDsl 6V-53  
Chev; JE90; 1971; GM V8-637  
Chev; JJ70; 1971-1970; GM D637 Dsl  
Chev; JV70; 1972-1970; DetrDsl 6V-53  
Chev; JV80; 1972-1970; DetrDsl 6V-53  
Chev; M65; 1978-1973; GM V8-366  
Chev; M65; 1978-1973; GM V8-427  
Chev; M65; 1978-1973; GM V8-454  
Chev; MB60; 1969; GM D478 Dsl  
Chev; MB60; 1969; GM DH478 Dsl  
Chev; P40; 1967; GM L6-292  
Chev; P50; 1967-1987; GM L6-292  
Chev; T60; 1976; GM V8-454  
Chev; TD50; 1969; DetrDsl 4-53  
Chev; TD60; 1969; DetrDsl 4-53  
Chev; Titan; 1980; Cat 3406 Dsl  
Chev; TM65; 1972-1971; GM V-6 305  
Chev; W6; 1980; GM V8-6.0  
Chev; W7; 1980; GM V8-6.0  
Chev; W7; 1980; GM V8-7.0  
Ford; C500; 1975-1971; L6-240  
Ford; C500; 1975-1971; L6-300  
Ford; C550; 1975-1971; L6-240  
Ford; C550; 1975-1971; L6-300  
Ford; C600; 1975-1971; L6-240  
Ford; C600; 1975-1971; L6-300  
Ford; C; 1970-1961; L6-240  
Ford; C; 1970-1965; L6-300  
Ford; F500; 1979-1973; L6-240  
Ford; F500; 1979-1973; L6-300  
Ford; F600; 1979-1973; L6-240  
Ford; F600; 1979-1973; L6-300  
GMC; Astro; 1980-1979; Cat 3406 Dsl  
GMC; Astro; 1981-1979; DetrDsl 6-71  
GMC; Astro; 1983-1979; DetrDsl 6V-92  
GMC; Astro; 1983-1979; DetrDsl 8V-71  
GMC; Astro; 1983-1979; DetrDsl 8V-92  
GMC; Brigadier; 1983-1979; DetrDsl 6-71  
GMC; Brigadier; 1983-1979; DetrDsl 6V-53  
GMC; Brigadier; 1983-1979; DetrDsl 6V-92  
GMC; Brigadier; 1981-1979; DetrDsl 8V-71  
GMC; Brigadier; 1979-1980; V8-427  
GMC; C5000; 1982-1980; L6-4.8  
GMC; C5000; 1988-1979; V8-5.7  
GMC; C5000 C5D; 1979; V8-350  
GMC; C6000; 1988-1980; DetrDsl V8-8.2  
GMC; C6000; 1988-1980; V8-5.7  
GMC; C6000; 1988-1979; V8-6.0  
GMC; C6000 C6D; 1979; V8-350  
GMC; C6000 C6D; 1979; V8-366

## 71297 - Continued

GMC; C6000 C6D; 1979; V8-427  
GMC; C6000 C6D; 1979; V8-454  
GMC; C7000; 1988-1985; DetrDsl V8-8.2  
GMC; C7000; 1983-1981; DetrDsl V8-8.2  
GMC; C7000; 1988-1980; V8-6.0  
GMC; C7000; 1988-1979; V8-7.0  
GMC; C7000 C7D; 1979; V8-427  
GMC; C7000 C7D; 1979; V8-454  
GMC; CD6500; 1977; DetrDsl 4-53  
GMC; CE4500; 1968-1967; V8-283  
GMC; CE4500; 1962-1960; V8-283  
GMC; CE4500; 1972-1970; V8-307  
GMC; CE4500; 1968; V8-307  
GMC; CE4500; 1968-1967; V8-327  
GMC; CE4500; 1962; V8-327  
GMC; CE4500; 1972-1964; V8-350  
GMC; CE5000; 1962-1960; V8-283  
GMC; CE5000; 1977; V8-305  
GMC; CE5000; 1973-1970; V8-307  
GMC; CE5000; 1968-1964; V8-307  
GMC; CE5000; 1962-1960; V8-307  
GMC; CE5000; 1968-1964; V8-327  
GMC; CE5000; 1962; V8-327  
GMC; CE5000; 1977-1975; V8-350  
GMC; CE5000; 1973-1968; V8-350  
GMC; CE5500; 1972-1970; V8-307  
GMC; CE5500; 1972-1969; V8-350  
GMC; CE5500; 1972-1966; V8-366  
GMC; CE5500; 1972-1966; V8-427  
GMC; CE5500; 1968-1966; V8-454  
GMC; CE6000; 1968-1964; V8-283  
GMC; CE6000; 1962-1960; V8-283  
GMC; CE6000; 1973-1970; V8-307  
GMC; CE6000; 1968-1964; V8-307  
GMC; CE6000; 1962-1960; V8-307  
GMC; CE6000; 1968-1964; V8-327  
GMC; CE6000; 1962-1960; V8-327  
GMC; CE6000; 1977-1969; V8-350  
GMC; CE6000; 1977-1967; V8-366  
GMC; CE6000; 1977-1967; V8-427  
GMC; CE6000; 1977-1973; V8-454  
GMC; CE6000; 1968-1967; V8-454  
GMC; CE6500; 1977-1973; V8-366  
GMC; CE6500; 1977-1973; V8-427  
GMC; CE6500; 1977-1966; V8-454  
GMC; CG5500; 1972-1970; GMC D478 Dsl  
GMC; CG5500; 1972-1970; GMC DH478 Dsl  
GMC; CG6000; 1975-1973; GMC D478 Dsl  
GMC; CG6000; 1975-1973; GMC DH478 Dsl  
GMC; CH9500; 1970-1966; DetrDsl 8V-71  
GMC; CI9500; 1971-1966; DetrDsl 6-71N  
GMC; CM5500; 1974-1970; V-6 305  
GMC; CM5500; 1974-1970; V-6 351  
GMC; CM5500; 1974-1970; V-6 379  
GMC; CM6500; 1974-1970; V-6 305  
GMC; CM6500; 1974-1970; V-6 351  
GMC; CM6500; 1974-1970; V-6 379  
GMC; CM6500; 1974-1970; V-6 401  
GMC; CM6500; 1974-1970; V-6 432  
GMC; CM6500; 1974-1970; V-6 478  
GMC; CS4500; 1976-1967; L6-230  
GMC; CS4500; 1976-1967; L6-250  
GMC; CS5000; 1977-1967; L6-292  
GMC; CS5500; 1977-1964; L6-230  
GMC; CS5500; 1977-1964; L6-250  
GMC; CS6000; 1977-1967; L6-292  
GMC; EG9500; 1972-1967; V8-637  
GMC; EG5500; 1969-1967; GMC D478 Dsl  
GMC; EG6500; 1969-1967; GMC DH478 Dsl  
GMC; EG6500; 1969-1967; GMC DH478 Dsl  
GMC; EM4500; 1969-1967; V-6 305  
GMC; EM4500; 1969-1967; V-6 351  
GMC; EM4500; 1969-1967; V-6 379  
GMC; EM5500; 1969-1967; V-6 305  
GMC; EM5500; 1969-1967; V-6 351  
GMC; EM5500; 1969-1967; V-6 379  
GMC; EM6500; 1969-1967; V-6 305  
GMC; EM6500; 1969-1967; V-6 351  
GMC; ES4500; 1969-1967; L6-230  
GMC; ES4500; 1969-1967; L6-250



# Numerical Listing - Power Steering Hose Assemblies and End Fittings

## 71297 - Continued

GMC; FE9500; 1972-1966; V8-637  
 GMC; General; 1983-1979; DetrDsl 6-71  
 GMC; General; 1983-1979; DetrDsl 6V-92  
 GMC; General; 1983-1979; DetrDsl 8V-71  
 GMC; General; 1983-1979; DetrDsl 8V-92  
 GMC; HE9500; 1972-1966; V8-637  
 GMC; HI9500; 1966; DetrDsl 6-71  
 GMC; HI9500; 1972-1966; DetrDsl 6-71N  
 GMC; HJ7500; 1969-1967; GMC D637 Dsl  
 GMC; HJ7500; 1969-1967; GMC DH637 Dsl  
 GMC; HJ9500; 1969-1966; GMC D637 Dsl  
 GMC; HJ9500; 1969-1966; GMC DH637 Dsl  
 GMC; HM7500; 1971-1966; V-6 305  
 GMC; HM7500; 1971-1966; V-6 351  
 GMC; HM7500; 1971-1966; V-6 379  
 GMC; HM7500; 1971-1966; V-6 401  
 GMC; HM7500; 1971-1966; V-6 432  
 GMC; HM7500; 1971-1966; V-6 478  
 GMC; HM8500; 1970-1966; V-6 305  
 GMC; HM8500; 1970-1966; V-6 351  
 GMC; HM8500; 1970-1966; V-6 379  
 GMC; HM8500; 1971-1966; V-6 401  
 GMC; HM8500; 1971-1966; V-6 432  
 GMC; HM8500; 1971-1966; V-6 478  
 GMC; JE9500; 1972-1966; V8-637  
 GMC; JI9500; 1969-1968; DetrDsl 6-71  
 GMC; JI9500; 1972-1966; DetrDsl 6-71N  
 GMC; JJ7500; 1969-1967; GMC D637 Dsl  
 GMC; JJ7500; 1969-1967; GMC DH637 Dsl  
 GMC; JJ9500; 1969-1966; GMC D637 Dsl  
 GMC; JJ9500; 1969-1966; GMC DH637 Dsl  
 GMC; JM7500; 1970-1966; V-6 305  
 GMC; JM7500; 1970-1966; V-6 351  
 GMC; JM7500; 1970-1966; V-6 379  
 GMC; JM7500; 1971-1966; V-6 401  
 GMC; JM7500; 1971-1966; V-6 432  
 GMC; JM7500; 1971-1966; V-6 478  
 GMC; JM8500; 1971-1966; V-6 401  
 GMC; JM8500; 1971-1966; V-6 432  
 GMC; JM8500; 1971-1966; V-6 478  
 GMC; JN7500; 1968-1966; DetrDsl 6V-53  
 GMC; JN8500; 1968-1967; DetrDsl 6V-53  
 GMC; JV7500; 1977-1966; DetrDsl 6V-53  
 GMC; M6500; 1978; V8-366  
 GMC; M6500; 1978; V8-427  
 GMC; M6500; 1978-1973; V8-454  
 GMC; ME6500; 1977-1973; V8-427  
 GMC; ME6500; 1977-1970; V8-454  
 GMC; ME9500; 1968-1966; V8-637  
 GMC; MI9500; 1972-1966; DetrDsl 6-71N  
 GMC; MM6500; 1974-1970; V-6 401  
 GMC; MM6500; 1974-1970; V-6 432  
 GMC; MM6500; 1974-1970; V-6 478  
 GMC; TE9500; 1968; V8-637  
 GMC; TM7500; 1968-1966; V-6 305  
 GMC; TM7500; 1968-1966; V-6 351  
 GMC; TM7500; 1968-1966; V-6 379  
 GMC; TM7500; 1968-1966; V-6 401  
 GMC; TM7500; 1968-1966; V-6 432  
 GMC; TM7500; 1968-1966; V-6 478  
 GMC; TM8500; 1968-1966; V-6 401  
 GMC; TM8500; 1968-1966; V-6 432  
 GMC; TM8500; 1968-1966; V-6 478  
 GMC; TS5500; 1972-1970; L6-292  
 GMC; TS5500; 1967-1969; L6-292  
 GMC; WE9500; 1972; V8-637  
 GMC; WM7500; 1968-1966; V-6 401  
 GMC; WM7500; 1968-1966; V-6 432  
 GMC; WM7500; 1968-1966; V-6 478  
 GMC; WM8500; 1968-1966; V-6 401  
 GMC; WM8500; 1968-1966; V-6 432  
 GMC; WM8500; 1968-1970; V-6 478  
 GMC; WV7500; 1967-1966; DetrDsl 6V-53  
 Chev; S40; 1977-1973; GM L6-230  
 Chev; S40; 1977-1973; GM L6-250  
 Chev; S40; 1978-1975; GM L6-292  
 Chev; S40; 1978-1975; GM V8-350  
 Chev; S50; 1978-1975; GM L6-292  
 Chev; S50; 1978-1975; GM V8-350  
 Chev; S50; 1978-1975; GM V8-366  
 Chev; S60 B6P; 1978-1973; GM L6-292  
 Chev; S60 B6P; 1978-1973; GM V-6 305

## 71297 - Continued

Chev; S60 B6P; 1978-1973; GM V-6 351  
 Chev; S60 B6P; 1978-1973; GM V-6 379  
 Chev; S60 B6P; 1978-1973; GM V8-350  
 Chev; S60 B6P; 1978-1973; GM V8-366  
 Chev; S65; 1978-1973; GM V-6 305  
 Chev; S65; 1978-1973; GM V-6 351  
 Chev; S65; 1978-1973; GM V-6 379  
 Chev; S65; 1978-1973; GM V-6 401  
 Chev; S65; 1978-1973; GM V-6 432  
 Chev; S65; 1978-1973; GM V-6 478  
 Chev; S65; 1978-1975; GM V8-366  
 Ford; B500; 1979-1973; L6-240  
 Ford; B500; 1979-1973; L6-300  
 Ford; B600; 1979-1973; L6-240  
 Ford; B600; 1979-1973; L6-300  
 GMC; B6000 B6P; 1979; V8-350  
 GMC; B6000 B6P; 1982-1979; V8-5.7  
 GMC; B6000 B6P; 1982-1979; V8-6.0  
 GMC; B6000 B6P; 1982-1979; V8-7.0  
 GMC; S5000; 1974-1973; L6-230  
 GMC; SE6000; 1978-1975; V8-307  
 GMC; SE6000; 1978-1975; V8-350  
 GMC; SE6000; 1978-1975; V8-366  
 GMC; SE6000; 1978-1975; V8-427  
 GMC; SE6000; 1978-1970; V8-454  
 GMC; SG5500; 1974-1970; GMC DH478 Dsl  
 GMC; SG6000; 1975-1970; GMC D478 Dsl  
 GMC; SG6000; 1975-1970; GMC DH478 Dsl  
 GMC; SM5500; 1975-1973; V-6 305  
 GMC; SM5500; 1975-1973; V-6 351  
 GMC; SM5500; 1975-1973; V-6 379  
 GMC; SM6500; 1975-1973; V-6 305  
 GMC; SM6500; 1975-1973; V-6 351  
 GMC; SM6500; 1975-1973; V-6 379  
 GMC; SS4500; 1977-1973; L6-230  
 GMC; SS4500; 1977-1973; L6-250  
 GMC; SS6000; 1978-1973; L6-292

## 71299

Dodge; A Van; 1969-1970; L6-170  
 Dodge; A Van; 1970-1969; L6-225  
 Dodge; D & W Pickup; 1971-1970; L6-198  
 Ford; M Motor Home; 1976-1973; V8-390  
 Chev; Bison; 1980-1979; DetrDsl 6V-92  
 Chev; C50; 1976-1975; GM V8-350  
 Chev; C70; 1979; GM V8-366  
 Chev; D50; 1966-1965; DetrDsl 4-53  
 Chev; HE90; 1972-1966; GM V8-637  
 Chev; HJ70; 1971-1969; GM D637 Dsl  
 Chev; HJ70; 1967; GM D637 Dsl  
 Chev; HJ70; 1971-1969; GM DH637 Dsl  
 Chev; HJ70; 1967; GM DH637 Dsl  
 Chev; HM70; 1971-1966; GM V-6 401  
 Chev; HM70; 1971-1966; GM V-6 432  
 Chev; HM70; 1971-1966; GM V-6 478  
 Chev; HM80; 1971-1966; GM V-6 401  
 Chev; HM80; 1971-1966; GM V-6 432  
 Chev; HM80; 1971-1966; GM V-6 478  
 Chev; HV70; 1971-1969; DetrDsl 6V-53  
 Chev; JE90; 1972-1966; GM V8-637  
 Chev; JJ70; 1971-1967; GM D637 Dsl  
 Chev; JJ70; 1971-1967; GM DH637 Dsl  
 Chev; JM70; 1971-1966; GM V-6 401  
 Chev; JM70; 1971-1966; GM V-6 432  
 Chev; JM70; 1971-1966; GM V-6 478  
 Chev; JM80; 1971-1966; GM V-6 401  
 Chev; JM80; 1971-1966; GM V-6 432  
 Chev; JM80; 1971-1966; GM V-6 478  
 Chev; JV70; 1971-1969; DetrDsl 6V-53  
 Chev; JV80; 1971-1970; DetrDsl 6V-53  
 Chev; P40; 1967; GM L6-292  
 Chev; P50; 1967-1975; GM L6-292  
 Chev; TD50; 1969; DetrDsl 4-53  
 Chev; TD60; 1969-1966; DetrDsl 4-53  
 Chev; Titan; 1980-1979; Cat 3406 Dsl  
 Chev; U80; 1966; DetrDsl 6V-53  
 Chev; W6; 1980; GM V8-5.7  
 Chev; W70; 1968-1966; DetrDsl 6V-53  
 Chev; Y80; 1966; DetrDsl 6V-53  
 Dodge; C700; 1973-1961; Dodge V8-361  
 Dodge; C700; 1973-1961; Dodge V8-413

## 71299 - Continued

Dodge; C800; 1973-1972; Cum V8-210 Dsl  
 Dodge; C800; 1976-1961; Dodge V8-361  
 Dodge; C800; 1976-1961; Dodge V8-413  
 Dodge; C850; 1976-1974; Dodge V8-361  
 Dodge; C850; 1976-1974; Dodge V8-413  
 Dodge; C900; 1971-1961; Dodge V8-361  
 Dodge; C900; 1971-1961; Dodge V8-413  
 Dodge; C1000; 1971-1961; Dodge V8-361  
 Dodge; C1000; 1971-1961; Dodge V8-413  
 Dodge; C1000; 1971-1969; Intl/Nav V478  
 Dodge; C1000; 1971-1969; Intl/Nav V549  
 Dodge; D500; 1976-1961; Dodge V8-361  
 Dodge; D500; 1976-1961; Dodge V8-413  
 Dodge; D600; 1976-1974; Perkins L6-354 Dsl  
 Dodge; D600; 1976-1961; Dodge V8-361  
 Dodge; D600; 1976-1961; Dodge V8-413  
 Dodge; D600; 1976-1974; Perkins L6-354 Dsl  
 Dodge; D700; 1976-1961; Dodge V8-361  
 Dodge; D700; 1976-1961; Dodge V8-413  
 Dodge; D700; 1976-1974; Perkins L6-354 Dsl  
 Dodge; D800; 1976-1961; Dodge V8-361  
 Dodge; D800; 1976-1961; Dodge V8-413  
 Dodge; L600; 1971-1961; Dodge L6-225  
 Dodge; L600; 1970-1967; Dodge V8-318  
 Dodge; L600; 1971-1963; Dodge V8-361  
 Dodge; L600; 1971-1963; Dodge V8-413  
 Dodge; L700; 1971-1963; Dodge V8-361  
 Dodge; L700; 1971-1963; Dodge V8-413  
 Dodge; LT1000; 1973; DetrDsl 6-71  
 Dodge; LT1000; 1975-1973; DetrDsl 8V-71  
 Ford; C500; 1975-1971; L6-300  
 Ford; C500; 1978-1971; V8-330  
 Ford; C500; 1978-1971; V8-361  
 Ford; C500; 1978-1971; V8-391  
 Ford; C550; 1975-1971; L6-240  
 Ford; C550; 1975-1971; L6-300  
 Ford; C550; 1978-1971; V8-330  
 Ford; C550; 1978-1971; V8-361  
 Ford; C550; 1978-1971; V8-391  
 Ford; C600; 1975-1971; L6-240  
 Ford; C600; 1975-1971; L6-300  
 Ford; C600; 1978-1971; V8-330  
 Ford; C600; 1978-1971; V8-361  
 Ford; C600; 1978-1971; V8-391  
 Ford; C700; 1978-1971; V8-330  
 Ford; C700; 1978-1971; V8-361  
 Ford; C700; 1978-1971; V8-391  
 Ford; C750; 1978-1971; V8-330  
 Ford; C750; 1978-1971; V8-361  
 Ford; C750; 1978-1971; V8-391  
 Ford; C800; 1978-1971; V8-330  
 Ford; C800; 1978-1971; V8-361  
 Ford; C800; 1978-1971; V8-391  
 Ford; C850; 1979-1976; V8-401  
 Ford; C850; 1979-1976; V8-475  
 Ford; C850; 1979-1976; V8-477  
 Ford; C850; 1979-1976; V8-534  
 Ford; C900; 1979-1976; V8-401  
 Ford; C900; 1981-1976; V8-7.8  
 Ford; C900; 1979-1976; V8-477  
 Ford; C900; 1981-1976; V8-8.8  
 Ford; C950; 1979-1976; V8-401  
 Ford; C950; 1979-1976; V8-475  
 Ford; C950; 1979-1976; V8-477  
 Ford; C950; 1979-1976; V8-534  
 Ford; C1000; 1979-1976; V8-401  
 Ford; C1000; 1979-1976; V8-475  
 Ford; C1000; 1979-1976; V8-477  
 Ford; C1000; 1979-1976; V8-534  
 Ford; C1100; 1979-1976; V8-401  
 Ford; C1100; 1979-1976; V8-475  
 Ford; C6000; 1979-1976; Cat 3208 Dsl  
 Ford; C6000; 1972-1971; Cat V150 Dsl  
 Ford; C7000; 1981-1976; Cat 3208 Dsl  
 Ford; C7000; 1972-1971; Cat V150 Dsl  
 Ford; C8000; 1981-1976; Cat 3208 Dsl  
 Ford; C8000; 1972-1971; Cat V150 Dsl  
 Ford; C; 1970; Cat V8-573 Dsl  
 Ford; C; 1970; Cat V150 Dsl  
 Ford; C; 1970; Cat V175 Dsl

SYSTEM  
PUMP &  
GEAR  
IDENT.

SYSTEM &  
COM-  
PONENT  
IDENT.

PASS.  
CARS

LIGHT  
TRUCKS

MEDIUM/  
HEAVY  
TRUCKS

BUSES

HOSE  
NUMER-  
ICAL

REPAIR  
KITS

KIT  
NUMER-  
ICAL

ILLUST-  
RATIONS

# Numerical Listing - Power Steering Hose Assemblies and End Fittings

|                                      | 71299 - Continued   | 71299 - Continued  | 71299 - Continued   |
|--------------------------------------|---|--|---|
| <b>SYSTEM PUMP &amp; GEAR IDENT.</b> | Ford; C; 1970-1961; L6-240<br>Ford; C; 1970-1965; L6-300<br>Ford; C; 1970-1964; V8-330<br>Ford; C; 1970-1964; V8-361<br>Ford; C; 1970-1964; V8-391<br>Ford; CL9000; 1979-1978; Cat 3406 Dsl<br>Ford; CL9000; 1981-1978; Cum L6-14.0 Dsl   | Ford; LN750; 1978-1970; V8-389<br>Ford; LN750; 1978-1970; V8-391<br>Ford; LN800; 1978-1970; V8-330<br>Ford; LN800; 1978-1970; V8-359<br>Ford; LN800; 1978-1970; V8-361<br>Ford; LN800; 1979; V8-370<br>Ford; LN800; 1983-1980; V8-6.1<br>Ford; LN800; 1978-1970; DetrDsl 6V-92<br>Ford; LN800; 1978-1970; V8-391<br>Ford; LN800; 1979-1970; V8-401<br>Ford; LN800; 1983-1979; V8-7.0<br>Ford; LN800; 1979-1971; V8-475<br>Ford; LN800; 1979-1971; V8-477<br>Ford; LN800; 1979-1971; V8-534<br>Ford; LN900; 1979-1971; V8-401<br>Ford; LN900; 1981-1971; V8-7.8<br>Ford; LN900; 1979-1971; V8-477<br>Ford; LN900; 1981-1971; V8-8.8<br>Ford; LN6000; 1979-1975; Cat 3208 Dsl<br>Ford; LN6000; 1970; Cat V8-573 Dsl<br>Ford; LN6000; 1975-1970; Cat V150 Dsl<br>Ford; LN6000; 1975-1970; Cat V175 Dsl<br>Ford; LN6000; 1975-1971; Cat V190 Dsl<br>Ford; LN6000; 1975-1971; Cat V290 Dsl<br>Ford; LN7000; 1983-1975; Cat 3208 Dsl<br>Ford; LN7000; 1970; Cat V8-573 Dsl<br>Ford; LN7000; 1975-1970; Cat V150 Dsl<br>Ford; LN7000; 1975-1970; Cat V175 Dsl<br>Ford; LN7000; 1975-1971; Cat V190 Dsl<br>Ford; LN7000; 1975-1971; Cat V290 Dsl<br>Ford; LN8000; 1983-1970; Cat 3208 Dsl<br>Ford; LN8000; 1975-1970; Cat V150 Dsl<br>Ford; LN8000; 1975-1970; Cat V175 Dsl<br>Ford; LN8000; 1975-1971; Cat V190 Dsl<br>Ford; LN8000; 1975-1971; Cat V290 Dsl<br>Ford; LN9000; 1983-1975; Cat 3406 Dsl<br>Ford; LNT800; 1978-1970; V8-330<br>Ford; LNT800; 1978-1970; V8-359<br>Ford; LNT800; 1978-1970; V8-361<br>Ford; LNT800; 1979; V8-370<br>Ford; LNT800; 1983-1980; V8-6.1<br>Ford; LNT800; 1978-1970; V8-389<br>Ford; LNT800; 1978-1970; V8-391<br>Ford; LNT800; 1979; V8-401<br>Ford; LNT800; 1979-1972; V8-475<br>Ford; LNT800; 1979-1972; V8-477<br>Ford; LNT800; 1979-1970; V8-534<br>Ford; LNT880; 1979-1971; V8-401<br>Ford; LNT880; 1979-1971; V8-475<br>Ford; LNT880; 1979-1971; V8-477<br>Ford; LNT880; 1979-1971; V8-534<br>Ford; LNT900; 1979-1971; V8-401<br>Ford; LNT900; 1981-1971; V8-7.8<br>Ford; LNT900; 1979-1971; V8-477<br>Ford; LNT900; 1981-1971; V8-8.8<br>Ford; LNT8000; 1975-1970; Cat V150 Dsl<br>Ford; LNT8000; 1975-1970; Cat V175 Dsl<br>Ford; LNT8000; 1975-1971; Cat V190 Dsl<br>Ford; LNT8000; 1975-1971; Cat V290 Dsl<br>Ford; LNT9000; 1983-1973; Cat 3406 Dsl<br>Ford; N; 1964-1963; L6-223<br>Ford; N; 1963; V8-302<br>Ford; N; 1969-1963; V8-330<br>Ford; N; 1969-1964; V8-359<br>Ford; N; 1969-1964; V8-361<br>Ford; N; 1969-1964; V8-389<br>Ford; N; 1969-1964; V8-391<br>Ford; N; 1969-1963; V8-401<br>Ford; N; 1969-1963; V8-477<br>Ford; N; 1969-1963; V8-534<br>GMC; Astro; 1980-1967; Cat 3406 Dsl<br>GMC; CE4500; 1962-1960; V8-283<br>GMC; CE4500; 1968; V8-307<br>GMC; CE4500; 1968-1967; V8-327<br>GMC; CE4500; 1962; V8-327<br>GMC; CE5000; 1968-1960; V8-283<br>GMC; CE5000; 1968-1960; V8-307<br>GMC; CE5000; 1968-1962; V8-327<br>GMC; CE5000; 1977-1975; V8-350<br>GMC; CE5500; 1968; V8-283<br>GMC; CE5500; 1968-1966; V8-366<br>GMC; CE5500; 1968-1966; V8-427 | GMC; CE5500; 1968-1966; V8-454<br>GMC; CE6000; 1968-1960; V8-283<br>GMC; CE6000; 1968-1960; V8-307<br>GMC; CE6000; 1968-1960; V8-327<br>GMC; CE6000; 1977-1975; V8-350<br>GMC; CE6000; 1968-1967; V8-366<br>GMC; CE9500; 1972-1966; V8-637<br>GMC; CH9500; 1970; DetrDsl 8V-71<br>GMC; CS4500; 1968-1963; L6-230<br>GMC; CS5500; 1968-1963; L6-250<br>GMC; CS6000; 1968-1967; L6-292<br>GMC; DE9500; 1972-1966; V8-637<br>GMC; EM4500; 1968-1967; V-6 305<br>GMC; FE9500; 1972-1966; V8-637<br>GMC; General; 1980-1979; DetrDsl 8V-71<br>GMC; HE9500; 1972-1966; V8-637<br>GMC; HJ7500; 1969-1967; GMC D637 Dsl<br>GMC; HJ7500; 1969-1967; GMC DH637 Dsl<br>GMC; HJ9500; 1969-1966; GMC D637 Dsl<br>GMC; HJ9500; 1969-1966; GMC DH637 Dsl<br>GMC; HM7500; 1971-1966; V-6 305<br>GMC; HM7500; 1971-1966; V-6 351<br>GMC; HM7500; 1971-1966; V-6 379<br>GMC; HM7500; 1971-1966; V-6 401<br>GMC; HM7500; 1971-1966; V-6 432<br>GMC; HM7500; 1971-1966; V-6 478<br>GMC; HM8500; 1970-1966; V-6 305<br>GMC; HM8500; 1970-1966; V-6 351<br>GMC; HM8500; 1970-1966; V-6 379<br>GMC; HM8500; 1971-1966; V-6 401<br>GMC; HM8500; 1971-1966; V-6 432<br>GMC; HM8500; 1971-1966; V-6 478<br>GMC; HV7500; 1972-1966; DetrDsl 6V-53<br>GMC; JE9500; 1972-1966; V8-637<br>GMC; JJ7500; 1969-1967; GMC D637 Dsl<br>GMC; JJ7500; 1969-1967; GMC DH637 Dsl<br>GMC; JJ9500; 1969-1966; GMC D637 Dsl<br>GMC; JJ9500; 1969-1966; GMC DH637 Dsl<br>GMC; JM7500; 1970-1966; V-6 305<br>GMC; JM7500; 1970-1966; V-6 351<br>GMC; JM7500; 1970-1966; V-6 379<br>GMC; JM7500; 1971-1966; V-6 401<br>GMC; JM7500; 1971-1966; V-6 432<br>GMC; JM7500; 1971-1966; V-6 478<br>GMC; JM8500; 1971-1966; V-6 401<br>GMC; JM8500; 1971-1966; V-6 432<br>GMC; JM8500; 1971-1966; V-6 478<br>GMC; JN7500; 1968-1966; DetrDsl 6V-53<br>GMC; JN8500; 1968-1966; DetrDsl 6V-53<br>GMC; JN8500; 1966; DetrDsl 6V-53N<br>GMC; JN8500; 1966; DetrDsl 6V-53T<br>GMC; JV7500; 1972-1966; DetrDsl 6V-53<br>GMC; JV8500; 1972-1966; DetrDsl 6V-53<br>GMC; ME9500; 1972-1970; V8-637<br>GMC; ME9500; 1968-1966; V8-637<br>GMC; TE9500; 1968-1966; V8-637<br>GMC; WE9500; 1972; V8-637<br>GMC; WV7500; 1967-1966; DetrDsl 6V-53<br>Int/Nav; V190; 1968-1965; Int/Nav V461<br>Int/Nav; V190; 1968-1965; Int/Nav V478<br>Int/Nav; V190; 1968-1965; Int/Nav V549<br>Int/Nav; V195; 1968-1965; Int/Nav V401<br>Int/Nav; V195; 1968-1965; Int/Nav V461<br>Int/Nav; V195; 1968-1965; Int/Nav V478<br>Int/Nav; V195; 1968-1965; Int/Nav V549<br>Int/Nav; V200; 1968-1965; Int/Nav V401<br>Int/Nav; V200; 1968-1965; Int/Nav V461<br>Int/Nav; V200; 1968-1965; Int/Nav V478<br>Int/Nav; V200; 1968-1965; Int/Nav V549<br>Int/Nav; V210; 1968-1965; Int/Nav V401<br>Int/Nav; V210; 1968-1965; Int/Nav V461<br>Int/Nav; V210; 1968-1965; Int/Nav V478<br>Int/Nav; V210; 1968-1965; Int/Nav V549<br>Int/Nav; V220; 1968-1965; Int/Nav V401<br>Int/Nav; V220; 1968-1965; Int/Nav V461<br>Int/Nav; V220; 1968-1965; Int/Nav V478<br>Int/Nav; V220; 1968-1965; Int/Nav V549<br>Int/Nav; VCO190; 1968-1965; Int/Nav FTV549<br>Int/Nav; VCO190; 1968-1965; Int/Nav FTV549<br>Int/Nav; VCO190; 1968-1965; Int/Nav V401<br>Int/Nav; VCO190; 1968-1965; Int/Nav V461<br>Int/Nav; VCO190; 1968-1965; Int/Nav V478 |
| <b>SYSTEM &amp; COMPONENT IDENT.</b> | Ford; CL9000; 1981-1978; DetrDsl 8V-71<br>Ford; CLT9000; 1981-1978; Cat 3406 Dsl<br>Ford; CLT9000; 1981-1978; Cum L6-14.0 Dsl<br>Ford; CLT9000; 1981-1978; DetrDsl 6V-92<br>Ford; CLT9000; 1981-1978; DetrDsl 8V-71<br>Ford; CLT9000; 1981-1978; DetrDsl 8V-92<br>Ford; CT700; 1978-1971; V8-330<br>Ford; CT700; 1978-1971; V8-361<br>Ford; CT700; 1978-1971; V8-391<br>Ford; CT750; 1978-1971; V8-330<br>Ford; CT750; 1978-1971; V8-361<br>Ford; CT750; 1978-1971; V8-391<br>Ford; CT800; 1978-1971; V8-330<br>Ford; CT800; 1978-1971; V8-361<br>Ford; CT800; 1978-1971; V8-391<br>Ford; CT850; 1979-1976; V8-401<br>Ford; CT850; 1979-1976; V8-475<br>Ford; CT850; 1979-1976; V8-477<br>Ford; CT850; 1979-1976; V8-534<br>Ford; CT900; 1980; V8-7.8<br>Ford; CT900; 1980-1976; V8-8.8<br>Ford; CT950; 1979-1976; V8-475<br>Ford; CT950; 1979-1976; V8-477<br>Ford; CT950; 1979-1976; V8-534<br>Ford; CT8000; 1981-1976; Cat 3208 Dsl<br>Ford; CT8000; 1972-1971; Cat V150 Dsl<br>Ford; F500; 1972-1971; L6-240<br>Ford; F600; 1978-1973; V8-330<br>Ford; F600; 1978-1974; V8-359<br>Ford; F600; 1978-1974; V8-361<br>Ford; F600; 1979-1974; V8-370<br>Ford; F600; 1978-1974; V8-391<br>Ford; F600; 1979; V8-429<br>Ford; F700; 1979; V8-370<br>Ford; F700; 1979; V8-429<br>Ford; F750; 1979; V8-401<br>Ford; F750; 1979; V8-475<br>Ford; F750; 1979; V8-477<br>Ford; F750; 1979; V8-534<br>Ford; F800; 1972-1971; V8-330<br>Ford; F800; 1979; V8-370<br>Ford; F800; 1972-1971; V8-389<br>Ford; F800; 1979; V8-401<br>Ford; F800; 1979; V8-429<br>Ford; F800; 1979; V8-475<br>Ford; F800; 1979; V8-477<br>Ford; F800; 1979-1970; V8-534<br>Ford; F; 1969; DetrDsl 6V-53<br>Ford; F; 1969-1967; Dorset 363 Dsl<br>Ford; F; 1970-1967; L6-240<br>Ford; F; 1970-1967; L6-300<br>Ford; F; 1969-1967; V8-330<br>Ford; F; 1969-1967; V8-359<br>Ford; F; 1969-1967; V8-361<br>Ford; F; 1969-1967; V8-389<br>Ford; F; 1969-1967; V8-391<br>Ford; LN600; 1978-1970; V8-359<br>Ford; LN600; 1978-1970; V8-361<br>Ford; LN600; 1979; V8-370<br>Ford; LN600; 1983-1980; V8-6.1<br>Ford; LN600; 1978-1970; V8-389<br>Ford; LN600; 1978-1970; V8-391<br>Ford; LN600; 1979; V8-429<br>Ford; LN700; 1978-1970; V8-330<br>Ford; LN700; 1978-1970; V8-359<br>Ford; LN700; 1978-1970; V8-361<br>Ford; LN700; 1979; V8-370<br>Ford; LN700; 1983-1980; V8-6.1<br>Ford; LN700; 1978-1970; V8-389<br>Ford; LN700; 1978-1970; V8-391<br>Ford; LN700; 1983-1979; V8-7.0<br>Ford; LN750; 1978-1970; V8-330<br>Ford; LN750; 1978-1970; V8-359<br>Ford; LN750; 1978-1970; V8-361 |  |   |
| <b>PASS. CARS</b>                    |   |  |   |
| <b>LIGHT TRUCKS</b>                  |   |  |   |
| <b>MEDIUM/HEAVY TRUCKS</b>           |   |  |   |
| <b>BUSES</b>                         |   |  |   |
| <b>HOSE NUMERICAL</b>                |   |  |   |
| <b>REPAIR KITS</b>                   |   |  |   |
| <b>KIT NUMERICAL</b>                 |   |  |   |
| <b>ILLUSTRATIONS</b>                 |   |  |   |





# Numerical Listing - Power Steering Hose Assemblies and End Fittings

|                                      |
|--------------------------------------|
| <b>SYSTEM PUMP &amp; GEAR IDENT.</b> |
| <b>SYSTEM &amp; COMPONENT IDENT.</b> |
| <b>PASS. CARS</b>                    |
| <b>LIGHT TRUCKS</b>                  |
| <b>MEDIUM/HEAVY TRUCKS</b>           |
| <b>BUSES</b>                         |
| <b>HOSE NUMERICAL</b>                |
| <b>REPAIR KITS</b>                   |
| <b>KIT NUMERICAL</b>                 |
| <b>ILLUSTRATIONS</b>                 |

**71300 - Continued**

Ford; F500; 1979-1973; L6-240  
 Ford; F500; 1979-1973; L6-300  
 Ford; F600; 1979-1973; L6-240  
 Ford; F600; 1979-1973; L6-300  
 Ford; F600; 1973; V8-330  
 Ford; F600; 1973; V8-359  
 Ford; F600; 1973; V8-361  
 Ford; F600; 1979; V8-370  
 Ford; F600; 1973; V8-389  
 Ford; F600; 1973; V8-391  
 Ford; F600; 1979; V8-429  
 Ford; F700; 1979; V8-370  
 Ford; F700; 1979; V8-429  
 Ford; F; 1969-1967; V8-330  
 Ford; F; 1969-1967; V8-359  
 Ford; F; 1969-1967; V8-361  
 Ford; F; 1969-1967; V8-389  
 Ford; F; 1969-1967; V8-391  
 Ford; N; 1964-1963; V8-292  
 Ford; N; 1963; V8-302  
 Ford; N; 1969-1963; V8-330  
 Ford; N; 1969-1964; V8-359  
 Ford; N; 1969-1964; V8-361  
 Ford; N; 1969-1964; V8-389  
 Ford; N; 1969-1964; V8-391  
 Ford; N; 1969-1963; V8-401  
 Ford; N; 1969-1963; V8-477  
 Ford; N; 1969-1963; V8-534  
 GMC; CD6500; 1977; DetrDsl 4-53  
 GMC; CE4500; 1962-1960; V8-283  
 GMC; CE4500; 1962; V8-327  
 GMC; CE5000; 1966-1960; V8-283  
 GMC; CE5000; 1977-1975; V8-305  
 GMC; CE5000; 1966-1962; V8-327  
 GMC; CE5500; 1966; V8-366  
 GMC; CE5500; 1966; V8-427  
 GMC; CE5500; 1966; V8-454  
 GMC; CE6000; 1966-1960; V8-283  
 GMC; CE6000; 1966-1960; V8-307  
 GMC; CE6000; 1966-1960; V8-327  
 GMC; CE6000; 1974; V8-350  
 GMC; CE6000; 1977-1975; V8-366  
 GMC; CE6000; 1977-1974; V8-427  
 GMC; CE6000; 1977-1974; V8-454  
 GMC; CE6500; 1977-1975; V8-366  
 GMC; CE6500; 1977-1974; V8-427  
 GMC; CE6500; 1977-1973; V8-454  
 GMC; CG6000; 1975-1974; GMC DH478 Dsl  
 GMC; CM5500; 1974; V-6 351  
 GMC; CM5500; 1974; V-6 379  
 GMC; CM6500; 1974; V-6 401  
 GMC; CM6500; 1974; V-6 432  
 GMC; CM6500; 1974; V-6 478  
 GMC; CS5500; 1966-1963; L6-230  
 GMC; CS5500; 1966-1973; L6-250  
 Int/Nav; VCO190; 1968-1965; Int/Nav FTV549  
 Int/Nav; VCO190; 1968-1965; Int/Nav FTVS549  
 Int/Nav; VCO190; 1968-1965; Int/Nav V401  
 Int/Nav; VCO190; 1968-1965; Int/Nav V461  
 Int/Nav; VCO190; 1968-1965; Int/Nav V478  
 Int/Nav; VCO190; 1968-1965; Int/Nav V549  
 Int/Nav; VCO190; 1968-1965; Int/Nav VS401  
 Int/Nav; VCO190; 1968-1965; Int/Nav VS478  
 Int/Nav; VCO190; 1968-1965; Int/Nav VS549  
 Int/Nav; VCO200; 1968-1965; Int/Nav FTV549  
 Int/Nav; VCO200; 1968-1965; Int/Nav FTVS549  
 Int/Nav; VCO200; 1968-1965; Int/Nav V401  
 Int/Nav; VCO200; 1968-1965; Int/Nav V461  
 Int/Nav; VCO200; 1968-1965; Int/Nav V478  
 Int/Nav; VCO200; 1968-1965; Int/Nav V549  
 Int/Nav; VCO200; 1968-1965; Int/Nav VS401  
 Int/Nav; VCO200; 1968-1965; Int/Nav VS478  
 Int/Nav; VCO200; 1968-1965; Int/Nav VS549  
 Int/Nav; VCO220; 1968-1965; Int/Nav FTV549  
 Int/Nav; VCO220; 1968-1965; Int/Nav FTVS549  
 Int/Nav; VCO220; 1968-1965; Int/Nav V401  
 Int/Nav; VCO220; 1968-1965; Int/Nav V461  
 Int/Nav; VCO220; 1968-1965; Int/Nav V478  
 Int/Nav; VCO220; 1968-1965; Int/Nav V549  
 Int/Nav; VCO220; 1968-1965; Int/Nav VS401  
 Int/Nav; VCO220; 1968-1965; Int/Nav VS478  
 Int/Nav; VCO220; 1968-1965; Int/Nav VS549

**71300 - Continued**

Int/Nav; VCO405; 1968-1962; Int/Nav FTV549  
 Int/Nav; VCO405; 1968-1962; Int/Nav FTVS549  
 Int/Nav; VCO405; 1968-1962; Int/Nav V401  
 Int/Nav; VCO405; 1968-1962; Int/Nav V461  
 Int/Nav; VCO405; 1968-1962; Int/Nav V478  
 Int/Nav; VCO405; 1968-1962; Int/Nav V549  
 Int/Nav; VCO405; 1968-1962; Int/Nav VS401  
 Int/Nav; VCO405; 1968-1962; Int/Nav VS478  
 Int/Nav; VCO405; 1968-1962; Int/Nav VS549  
 Int/Nav; VCOF190; 1968-1965; Int/Nav FTV549  
 Int/Nav; VCOF190; 1968-1965; Int/Nav FTVS549  
 Int/Nav; VCOF190; 1968-1965; Int/Nav V401  
 Int/Nav; VCOF190; 1968-1965; Int/Nav V461  
 Int/Nav; VCOF190; 1968-1965; Int/Nav V478  
 Int/Nav; VCOF190; 1968-1965; Int/Nav V549  
 Int/Nav; VCOF190; 1968-1965; Int/Nav VS401  
 Int/Nav; VCOF190; 1968-1965; Int/Nav VS478  
 Int/Nav; VCOF190; 1968-1965; Int/Nav VS549  
 Int/Nav; VCOF200; 1968-1965; Int/Nav FTV549  
 Int/Nav; VCOF200; 1968-1965; Int/Nav FTVS549  
 Int/Nav; VCOF200; 1968-1965; Int/Nav V401  
 Int/Nav; VCOF200; 1968-1965; Int/Nav V461  
 Int/Nav; VCOF200; 1968-1965; Int/Nav V478  
 Int/Nav; VCOF200; 1968-1965; Int/Nav V549  
 Int/Nav; VCOF200; 1968-1965; Int/Nav VS401  
 Int/Nav; VCOF200; 1968-1965; Int/Nav VS478  
 Int/Nav; VCOF200; 1968-1965; Int/Nav VS549  
 Int/Nav; VCOF220; 1968-1965; Int/Nav FTV549  
 Int/Nav; VCOF220; 1968-1965; Int/Nav FTVS549  
 Int/Nav; VCOF220; 1968-1965; Int/Nav V401  
 Int/Nav; VCOF220; 1968-1965; Int/Nav V461  
 Int/Nav; VCOF220; 1968-1965; Int/Nav V478  
 Int/Nav; VCOF220; 1968-1965; Int/Nav V549  
 Int/Nav; VCOF220; 1968-1965; Int/Nav VS401  
 Int/Nav; VCOF220; 1968-1965; Int/Nav VS478  
 Int/Nav; VCOF220; 1968-1965; Int/Nav VS549  
 Int/Nav; VCOF405; 1968-1962; Int/Nav FTV549  
 Int/Nav; VCOF405; 1968-1962; Int/Nav FTVS549  
 Int/Nav; VCOF405; 1968-1962; Int/Nav V401  
 Int/Nav; VCOF405; 1968-1962; Int/Nav V461  
 Int/Nav; VCOF405; 1968-1962; Int/Nav V478  
 Int/Nav; VCOF405; 1968-1962; Int/Nav V549  
 Int/Nav; VCOF405; 1968-1962; Int/Nav VS401  
 Int/Nav; VCOF405; 1968-1962; Int/Nav VS478  
 Int/Nav; VCOF405; 1968-1962; Int/Nav VS549  
 Int/Nav; VCO405; 1968-1962; Int/Nav FTV549  
 Int/Nav; VCO405; 1968-1962; Int/Nav FTVS549  
 Int/Nav; VCO405; 1968-1962; Int/Nav V401  
 Int/Nav; VCO405; 1968-1962; Int/Nav V461  
 Int/Nav; VCO405; 1968-1962; Int/Nav V478  
 Int/Nav; VCO405; 1968-1962; Int/Nav V549  
 Int/Nav; VCO405; 1968-1962; Int/Nav VS401  
 Int/Nav; VCO405; 1968-1962; Int/Nav VS478  
 Int/Nav; VCO405; 1968-1962; Int/Nav VS549  
 Ford; B500; 1979-1973; L6-240  
 Ford; B500; 1979-1973; L6-300  
 Ford; B600; 1979-1973; L6-240  
 Ford; B600; 1979-1973; L6-300  
 GMC; B6000 B6P; 1979; V8-307  
 GMC; SE6000; 1978-1975; V8-307  
 GMC; SE6000; 1978-1975; V8-350  
 GMC; SE6000; 1978-1975; V8-366  
 GMC; SE6000; 1978-1975; V8-427  
 GMC; SE6000; 1978-1975; V8-454

**71301**

Chev; C40; 1969; GM L6-230  
 Chev; C40; 1972-1969; GM L6-250  
 Chev; C40; 1972-1969; GM V8-307  
 Chev; C40; 1972-1969; GM V8-350  
 Chev; C50; 1978-1969; GM L6-250  
 Chev; C50; 1978-1969; GM L6-292  
 Chev; C50; 1973-1970; GM V8-307  
 Chev; C50; 1978-1969; GM V8-350  
 Chev; C50; 1978-1969; GM V8-366  
 Chev; C50; 1978-1969; GM V8-427  
 Chev; C50; 1978-1973; GM V8-454  
 Chev; C60; 1973; GM V-6 432  
 Chev; C60; 1973; GM V-6 478  
 Chev; C60; 1973-1970; GM V8-307  
 Chev; C60; 1978-1969; GM V8-350

**71301 - Continued**

Chev; C60; 1978-1969; GM V8-366  
 Chev; C60; 1978-1969; GM V8-427  
 Chev; C60; 1978-1973; GM V8-454  
 Chev; CD50; 1970-1967; DetrDsl 4-53  
 Chev; CD60; 1970-1967; DetrDsl 4-53  
 Chev; CE40; 1972-1970; GM V8-307  
 Chev; CE40; 1972-1969; GM V8-350  
 Chev; CE50; 1972-1970; GM V8-307  
 Chev; CE50; 1972-1969; GM V8-350  
 Chev; CE60; 1972-1970; GM V8-307  
 Chev; CE60; 1972-1969; GM V8-350  
 Chev; CE60; 1975; GM V8-427  
 Chev; CG50; 1969-1968; GM D478 Dsl  
 Chev; CM60; 1972-1970; GM V-6 401  
 Chev; CM60; 1972-1970; GM V-6 432  
 Chev; CM60; 1972-1970; GM V-6 478  
 Chev; M65; 1978-1973; GM V8-366  
 Chev; M65; 1978-1973; GM V8-427  
 Chev; M65; 1978-1973; GM V8-454  
 Chev; M90; 1970-1969; DetrDsl 8V-71  
 Chev; MB60; 1969; GM DH478 Dsl  
 Chev; MI90; 1971-1967; DetrDsl 6-71  
 Chev; TE90; 1970; GM V8-637  
 Chev; TM65; 1972-1970; GM V-6 351  
 Chev; TM65; 1972-1970; GM V-6 379  
 Dodge; C800; 1976-1974; Dodge V8-361  
 Dodge; C850; 1976-1974; Dodge V8-361  
 Dodge; D400; 1971; Dodge L6-225  
 Dodge; D400; 1973-1961; Dodge V8-318  
 Dodge; D500; 1971; Dodge L6-225  
 Dodge; D500; 1973-1961; Dodge V8-318  
 Dodge; D600; 1973-1961; Dodge V8-318  
 Dodge; L600; 1971-1961; Dodge L6-225  
 Dodge; L600; 1970-1967; Dodge V8-318  
 Dodge; LT1000; 1975-1973; DetrDsl 8V-71  
 Dodge; W500; 1973-1972; Dodge V8-318  
 Ford; F6000; 1975-1971; Cat V150 Dsl  
 Ford; F6000; 1975-1971; Cat V175 Dsl  
 Ford; F6000; 1975-1971; Cat V190 Dsl  
 Ford; F6000; 1975-1971; Cat V290 Dsl  
 Ford; F7000; 1979-1975; Cat 3208 Dsl  
 Ford; F7000; 1975-1971; Cat V150 Dsl  
 Ford; F7000; 1975-1971; Cat V175 Dsl  
 Ford; F7000; 1975-1971; Cat V190 Dsl  
 Ford; F7000; 1975-1971; Cat V290 Dsl  
 Ford; W9000; 1977-1976; Cum L6-14.0 Dsl  
 GMC; CD6500; 1977; DetrDsl 4-53  
 GMC; CE4500; 1972-1970; V8-307  
 GMC; CE4500; 1972-1969; V8-350  
 GMC; CE5000; 1977; V8-305  
 GMC; CE5000; 1973-1970; V8-307  
 GMC; CE5000; 1977-1975; V8-350  
 GMC; CE5000; 1973-1969; V8-350  
 GMC; CE5500; 1972-1970; V8-307  
 GMC; CE5500; 1972-1969; V8-350  
 GMC; CE5500; 1972-1969; V8-366  
 GMC; CE5500; 1972-1969; V8-427  
 GMC; CE6000; 1973-1970; V8-307  
 GMC; CE6000; 1977-1969; V8-350  
 GMC; CE6000; 1977-1969; V8-366  
 GMC; CE6000; 1977-1969; V8-427  
 GMC; CE6000; 1977-1973; V8-454  
 GMC; CE6500; 1977-1973; V8-366  
 GMC; CE6500; 1977-1973; V8-427  
 GMC; CE6500; 1977-1970; V8-454  
 GMC; CG5500; 1972-1970; GMC DH478 Dsl  
 GMC; CG6000; 1975-1973; GMC D478 Dsl  
 GMC; CG6000; 1975-1973; GMC DH478 Dsl  
 GMC; CH9500; 1970-1966; DetrDsl 8V-71  
 GMC; CI9500; 1971-1966; DetrDsl 6-71N  
 GMC; CM5500; 1974-1970; V-6 305  
 GMC; CM5500; 1974-1970; V-6 351  
 GMC; CM5500; 1974-1970; V-6 379  
 GMC; CM6500; 1975-1970; V-6 305  
 GMC; CM6500; 1975-1970; V-6 351  
 GMC; CM6500; 1975-1970; V-6 379  
 GMC; CM6500; 1974-1970; V-6 401  
 GMC; CM6500; 1974-1970; V-6 432  
 GMC; CM6500; 1974-1970; V-6 478  
 GMC; CS4500; 1977-1969; L6-230  
 GMC; CS4500; 1977-1969; L6-250  
 GMC; CS5000; 1977-1969; L6-292





# Numerical Listing - Power Steering Hose Assemblies and End Fittings

|                                      |
|--------------------------------------|
| <b>SYSTEM PUMP &amp; GEAR IDENT.</b> |
| <b>SYSTEM &amp; COMPONENT IDENT.</b> |
| <b>PASS. CARS</b>                    |
| <b>LIGHT TRUCKS</b>                  |
| <b>MEDIUM/HEAVY TRUCKS</b>           |
| <b>BUSES</b>                         |
| <b>HOSE NUMERICAL</b>                |
| <b>REPAIR KITS</b>                   |
| <b>KIT NUMERICAL</b>                 |
| <b>ILLUSTRATIONS</b>                 |

| 71302 - Continued                       |
|---|
| Ford; F; 1970-1966; V8-359              |
| Ford; F; 1970-1966; V8-361              |
| Ford; F; 1970-1966; V8-389              |
| Ford; F; 1970-1966; V8-391              |
| Ford; F; 1966; V8-401                   |
| Ford; F; 1966; V8-477                   |
| Ford; F; 1966; V8-534                   |
| Ford; N; 1964-1963; L6-223              |
| Ford; N; 1969-1967; V8-330              |
| Ford; N; 1969-1967; V8-359              |
| Ford; N; 1969-1967; V8-361              |
| Ford; N; 1969-1967; V8-389              |
| Ford; N; 1969-1967; V8-391              |
| Ford; N; 1969-1967; V8-401              |
| Ford; N; 1969-1967; V8-477              |
| Ford; N; 1969-1967; V8-534              |
| Ford; W9000; 1977-1976; Cum L6-14.0 Dsl |
| Ford; W; 1970-1967; DetrDsl 6-71        |
| GMC; CE4500; 1962-1960; V8-283          |
| GMC; CE4500; 1972-1970; V8-307          |
| GMC; CE4500; 1962; V8-327               |
| GMC; CE4500; 1972-1969; V8-350          |
| GMC; CE5000; 1966-1960; V8-283          |
| GMC; CE5000; 1972-1970; V8-307          |
| GMC; CE5000; 1966-1960; V8-307          |
| GMC; CE5000; 1966-1962; V8-327          |
| GMC; CE5000; 1972-1969; V8-350          |
| GMC; CE5500; 1972-1970; V8-307          |
| GMC; CE5500; 1972-1969; V8-350          |
| GMC; CE5500; 1972-1970; V8-366          |
| GMC; CE5500; 1966; V8-366               |
| GMC; CE5500; 1972-1970; V8-427          |
| GMC; CE5500; 1966; V8-427               |
| GMC; CE5500; 1966; V8-454               |
| GMC; CE6000; 1966-1960; V8-283          |
| GMC; CE6000; 1972-1970; V8-307          |
| GMC; CE6000; 1966-1960; V8-307          |
| GMC; CE6000; 1966-1960; V8-327          |
| GMC; CE6000; 1972-1969; V8-350          |
| GMC; CE6000; 1972-1970; V8-366          |
| GMC; CE6000; 1972-1966; V8-427          |
| GMC; CI9500; 1971-1966; DetrDsl 6-71N   |
| GMC; CS4500; 1969; L6-230               |
| GMC; CS4500; 1969; L6-250               |
| GMC; CS5000; 1969; L6-292               |
| GMC; CS5500; 1969; L6-230               |
| GMC; CS5500; 1966-1963; L6-230          |
| GMC; CS5500; 1969; L6-250               |
| GMC; CS5500; 1966-1963; L6-250          |
| GMC; CS6000; 1969; L6-292               |
| GMC; EM4500; 1969; V-6 305              |
| GMC; EM4500; 1969; V-6 351              |
| GMC; EM4500; 1969; V-6 379              |
| GMC; EM5500; 1969; V-6 305              |
| GMC; EM5500; 1969; V-6 351              |
| GMC; EM5500; 1969; V-6 379              |
| GMC; EM6500; 1969; V-6 305              |
| GMC; EM6500; 1969; V-6 351              |
| GMC; EM6500; 1969; V-6 379              |
| GMC; ES4500; 1969; L6-230               |
| GMC; ES4500; 1969-1979; L6-250          |
| GMC; HI9500; 1966; DetrDsl 6-71         |
| GMC; HI9500; 1972-1966; DetrDsl 6-71N   |
| GMC; JI9500; 1969-1968; DetrDsl 6-71    |
| GMC; JI9500; 1972-1966; DetrDsl 6-71N   |
| GMC; MI9500; 1972-1966; DetrDsl 6-71N   |
| GMC; TM5500; 1972-1970; V-6 305         |
| GMC; TM5500; 1972-1970; V-6 351         |
| GMC; TM5500; 1972-1970; V-6 379         |
| GMC; TM6000; 1972-1970; V-6 305         |
| GMC; TM6000; 1972-1970; V-6 351         |
| GMC; TM6000; 1972-1970; V-6 379         |
| GMC; TM6500; 1972-1970; V-6 305         |
| GMC; TM6500; 1972-1970; V-6 351         |
| GMC; TM6500; 1972-1970; V-6 379         |
| Int/Nav; R185; 1968-1960; Int/Nav RD372 |
| Int/Nav; R185; 1968-1960; Int/Nav RD406 |
| Int/Nav; R185; 1968-1960; Int/Nav RD450 |
| Int/Nav; R190; 1968-1960; Int/Nav RD372 |
| Int/Nav; R190; 1968-1960; Int/Nav RD406 |
| Int/Nav; R190; 1968-1960; Int/Nav RD450 |
| Int/Nav; R200; 1968-1960; Int/Nav RD372 |

| 71302 - Continued                       |
|---|
| Int/Nav; R200; 1968-1960; Int/Nav RD406 |
| Int/Nav; R200; 1968-1960; Int/Nav RD450 |
| Int/Nav; R210; 1968-1960; Int/Nav RD372 |
| Int/Nav; R210; 1968-1960; Int/Nav RD406 |
| Int/Nav; R210; 1968-1960; Int/Nav RD450 |
| Int/Nav; R220; 1968-1960; Int/Nav RD372 |
| Int/Nav; R220; 1968-1960; Int/Nav RD406 |
| Int/Nav; R220; 1968-1960; Int/Nav RD450 |
| Int/Nav; R230; 1968-1960; Int/Nav RD372 |
| Int/Nav; R230; 1968-1960; Int/Nav RD406 |
| Int/Nav; R230; 1968-1960; Int/Nav RD450 |
| Int/Nav; V190; 1968-1965; Int/Nav V401  |
| Int/Nav; V190; 1968-1965; Int/Nav V461  |
| Int/Nav; V190; 1968-1965; Int/Nav V478  |
| Int/Nav; V190; 1968-1965; Int/Nav V549  |
| Int/Nav; V195; 1968-1965; Int/Nav V401  |
| Int/Nav; V195; 1968-1965; Int/Nav V461  |
| Int/Nav; V195; 1968-1965; Int/Nav V478  |
| Int/Nav; V195; 1968-1965; Int/Nav V549  |
| Int/Nav; V200; 1968-1965; Int/Nav V401  |
| Int/Nav; V200; 1968-1965; Int/Nav V461  |
| Int/Nav; V200; 1968-1965; Int/Nav V478  |
| Int/Nav; V200; 1968-1965; Int/Nav V549  |
| Int/Nav; V210; 1968-1965; Int/Nav V461  |
| Int/Nav; V210; 1968-1965; Int/Nav V478  |
| Int/Nav; V210; 1968-1965; Int/Nav V549  |
| Int/Nav; V220; 1968-1965; Int/Nav V401  |
| Int/Nav; V220; 1968-1965; Int/Nav V461  |
| Int/Nav; V220; 1968-1965; Int/Nav V478  |
| Int/Nav; V220; 1968-1965; Int/Nav V549  |
| Int/Nav; VF190; 1968-1965; Int/Nav V401 |
| Int/Nav; VF190; 1968-1965; Int/Nav V461 |
| Int/Nav; VF190; 1968-1965; Int/Nav V478 |
| Int/Nav; VF190; 1968-1965; Int/Nav V549 |
| Int/Nav; VF200; 1968-1965; Int/Nav V401 |
| Int/Nav; VF200; 1968-1965; Int/Nav V461 |
| Int/Nav; VF200; 1968-1965; Int/Nav V478 |
| Int/Nav; VF200; 1968-1965; Int/Nav V549 |
| Int/Nav; VF210; 1968-1965; Int/Nav V401 |
| Int/Nav; VF210; 1968-1965; Int/Nav V461 |
| Int/Nav; VF210; 1968-1965; Int/Nav V478 |
| Int/Nav; VF210; 1968-1965; Int/Nav V549 |
| Chev; B7; 1972-1969; GM V8-350          |
| Chev; B7; 1972-1969; GM V8-366          |
| Chev; B7; 1972-1969; GM V8-427          |
| Chev; B7; 1972-1979; GM V8-454          |
| Chev; B60 B6P; 1972-1969; GM V8-350     |
| Chev; B60 B6P; 1972-1969; GM V8-366     |
| Chev; B60 B6P; 1972-1969; GM V8-427     |
| Chev; B60 B6P; 1972-1969; GM V8-454     |
| Chev; S60 B6P; 1972-1969; GM V8-350     |
| Chev; S60 B6P; 1972-1969; GM V8-366     |
| Dodge; S500; 1976-1961; Dodge V8-361    |
| Dodge; S500; 1976-1961; Dodge V8-413    |
| Dodge; S600; 1976-1974; Dodge V8-360    |
| Dodge; S600; 1976-1961; Dodge V8-361    |
| Dodge; S600; 1976-1961; Dodge V8-413    |
| Dodge; S700; 1976-1975; Dodge V8-360    |
| Dodge; S700; 1973-1961; Dodge V8-361    |
| Dodge; S700; 1976-1975; Dodge V8-413    |
| Dodge; S700; 1973-1961; Dodge V8-413    |
| Ford; B500; 1978-1977; V8-330           |
| Ford; B500; 1973-1977; V8-330           |
| Ford; B500; 1973-1977; V8-359           |
| Ford; B500; 1973-1977; V8-361           |
| Ford; B500; 1973-1977; V8-389           |
| Ford; B500; 1973-1977; V8-391           |
| Ford; B600; 1972-1977; V8-330           |
| Ford; B600; 1972-1977; V8-359           |
| Ford; B600; 1972-1977; V8-361           |
| Ford; B600; 1972-1977; V8-389           |
| Ford; B600; 1972-1967; V8-391           |
| Ford; B700; 1972-1977; V8-330           |
| Ford; B700; 1972-1977; V8-359           |
| Ford; B700; 1972-1977; V8-361           |
| Ford; B700; 1972-1977; V8-389           |
| Ford; B700; 1972-1967; V8-391           |
| Ford; B750; 1972-1977; V8-330           |
| Ford; B750; 1972-1977; V8-359           |
| Ford; B750; 1972-1977; V8-361           |
| Ford; B750; 1972-1977; V8-389           |

| 71302 - Continued                      |
|--|
| Ford; B750; 1972-1967; V8-391          |
| Ford; B6000; 1969-1977; Dorset 363 Dsl |
| Ford; B7000; 1969-1977; Dorset 363 Dsl |
| 71303                                  |
| Chev; Bison; 1980; DetrDsl 6V-92       |
| Chev; Bruin; 1980-1979; Cat 3208 Dsl   |
| Chev; C40; 1962-1960; GM L6-235        |
| Chev; C40; 1972-1970; GM L6-250        |
| Chev; C40; 1962-1960; GM L6-261        |
| Chev; C50; 1966-1960; GM L6-230        |
| Chev; C50; 1972-1970; GM L6-250        |
| Chev; C50; 1966-1960; GM L6-250        |
| Chev; C50; 1972-1970; GM L6-292        |
| Chev; C50; 1966-1963; GM V8-283        |
| Chev; C50; 1966-1963; GM V8-327        |
| Chev; C50; 1966; GM V8-366             |
| Chev; C50; 1966; GM V8-427             |
| Chev; C60; 1962-1960; GM L6-235        |
| Chev; C60; 1962-1960; GM L6-261        |
| Chev; C60; 1966-1963; GM V8-283        |
| Chev; C60; 1966-1963; GM V8-327        |
| Chev; C60; 1965-1963; GM V8-348        |
| Chev; C60; 1966-1963; GM V8-366        |
| Chev; C60; 1966; GM V8-427             |
| Chev; C70; 1980-1979; Cat 3208 Dsl     |
| Chev; C70; 1979-1980; GM V8-427        |
| Chev; CE50; 1966-1963; GM V8-283       |
| Chev; CE50; 1966-1963; GM V8-327       |
| Chev; CE60; 1966-1963; GM V8-283       |
| Chev; CE60; 1966-1960; GM V8-327       |
| Chev; L50; 1962; GM V8-327             |
| Chev; L60; 1962-1960; GM V8-283        |
| Chev; L60; 1962; GM V8-327             |
| Chev; T40; 1962-1969; DetrDsl 3-53     |
| Chev; T50; 1973-1969; GM V8-427        |
| Chev; T60; 1962; GM V8-348             |
| Chev; T60; 1978-1976; GM V8-366        |
| Chev; T60; 1974-1969; GM V8-366        |
| Chev; T60; 1962; GM V8-409             |
| Chev; T60; 1978-1976; GM V8-427        |
| Chev; T60; 1974-1969; GM V8-427        |
| Chev; T65; 1978-1976; GM V8-366        |
| Chev; T65; 1974; GM V8-366             |
| Chev; T65; 1978-1976; GM V8-427        |
| Chev; T65; 1974; GM V8-427             |
| Chev; TE50; 1972-1970; GM V8-366       |
| Chev; TE60; 1972-1970; GM V8-366       |
| Chev; TE65; 1972-1969; GM V8-366       |
| Chev; TE65; 1972-1969; GM V8-427       |
| Dodge; C500; 1971-1961; Dodge V8-318   |
| Dodge; C600; 1971-1961; Dodge V8-318   |
| Dodge; D400; 1976-1971; Dodge L6-225   |
| Dodge; D400; 1976-1975; Dodge V8-318   |
| Dodge; D400; 1973-1961; Dodge V8-318   |
| Dodge; D500; 1976-1971; Dodge L6-225   |
| Dodge; D500; 1976-1975; Dodge V8-318   |
| Dodge; D500; 1973-1961; Dodge V8-318   |
| Dodge; D600; 1976-1975; Dodge V8-318   |
| Dodge; D600; 1973-1961; Dodge V8-318   |
| Dodge; L600; 1971-1963; Dodge L6-225   |
| Dodge; L600; 1968-1963; Dodge V8-413   |
| Dodge; L700; 1968-1963; Dodge V8-361   |
| Dodge; L700; 1968-1963; Dodge V8-413   |
| Dodge; W500; 1976-1971; Dodge L6-225   |
| Dodge; W500; 1976-1975; Dodge V8-318   |
| Dodge; W500; 1973-1961; Dodge V8-318   |
| Dodge; W600; 1976-1975; Dodge V8-318   |
| Dodge; W600; 1973-1961; Dodge V8-318   |
| Ford; C500; 1975-1971; L6-240          |
| Ford; C500; 1975-1971; L6-300          |
| Ford; C500; 1975-1971; L6-300          |
| Ford; C600; 1975-1971; L6-240          |
| Ford; C600; 1975-1971; L6-300          |
| Ford; C; 1970-1961; L6-240             |
| Ford; C; 1970-1965; L6-300             |
| Ford; F500; 1978-1973; V8-330          |
| Ford; F500; 1978-1973; V8-359          |
| Ford; F500; 1978-1973; V8-361          |
| Ford; F500; 1978-1973; V8-389          |

# Numerical Listing - Power Steering Hose Assemblies and End Fittings

## 71303 - Continued

Ford; F500; 1978-1973; V8-391  
 Ford; F600; 1978-1973; V8-330  
 Ford; F600; 1978-1973; V8-359  
 Ford; F600; 1978-1973; V8-361  
 Ford; F600; 1978-1973; V8-389  
 Ford; F600; 1978-1973; V8-391  
 Ford; F700; 1978-1973; V8-330  
 Ford; F700; 1978-1973; V8-359  
 Ford; F700; 1978-1973; V8-361  
 Ford; F700; 1978-1973; V8-389  
 Ford; F700; 1978-1973; V8-391  
 Ford; F750; 1978-1973; V8-330  
 Ford; F750; 1978-1973; V8-359  
 Ford; F750; 1978-1973; V8-361  
 Ford; F750; 1978-1973; V8-389  
 Ford; F750; 1978-1973; V8-391  
 Ford; F750; 1978-1974; V8-401  
 Ford; F750; 1978-1974; V8-475  
 Ford; F750; 1978-1974; V8-477  
 Ford; F750; 1978-1974; V8-534  
 Ford; F800; 1978-1973; V8-330  
 Ford; F800; 1978-1973; V8-359  
 Ford; F800; 1978-1973; V8-361  
 Ford; F800; 1978-1973; V8-389  
 Ford; F800; 1978-1973; V8-391  
 Ford; F800; 1978-1974; V8-401  
 Ford; F800; 1978-1974; V8-475  
 Ford; F800; 1978-1974; V8-477  
 Ford; F800; 1978-1974; V8-534  
 Ford; F6000; 1975-1971; Cat V150 Dsl  
 Ford; F6000; 1975-1971; Cat V175 Dsl  
 Ford; F6000; 1975-1971; Cat V190 Dsl  
 Ford; F6000; 1975-1971; Cat V290 Dsl  
 Ford; F7000; 1979-1975; Cat 3208 Dsl  
 Ford; F7000; 1975-1971; Cat V150 Dsl  
 Ford; F7000; 1975-1971; Cat V175 Dsl  
 Ford; F7000; 1975-1971; Cat V190 Dsl  
 Ford; F7000; 1975-1971; Cat V290 Dsl  
 Ford; F; 1969-1968; Cat V8-573 Dsl  
 Ford; LN600; 1983-1981; DetrDsl V8-8.2  
 Ford; LN600; 1978-1975; V8-330  
 Ford; LN600; 1978-1975; V8-359  
 Ford; LN600; 1978-1975; V8-361  
 Ford; LN600; 1978-1975; V8-389  
 Ford; LN600; 1978-1975; V8-391  
 Ford; LN700; 1983-1981; DetrDsl V8-8.2  
 Ford; LN700; 1978-1975; V8-330  
 Ford; LN700; 1978-1975; V8-359  
 Ford; LN700; 1978-1975; V8-361  
 Ford; LN700; 1978-1975; V8-389  
 Ford; LN700; 1978-1975; V8-391  
 Ford; LN750; 1978-1975; V8-330  
 Ford; LN750; 1978-1975; V8-359  
 Ford; LN750; 1978-1975; V8-361  
 Ford; LN750; 1978-1975; V8-389  
 Ford; LN750; 1978-1975; V8-391  
 Ford; LN800; 1978-1975; V8-330  
 Ford; LN800; 1978-1975; V8-359  
 Ford; LN800; 1978-1975; V8-361  
 Ford; LN800; 1978-1975; V8-389  
 Ford; LN800; 1978-1975; V8-391  
 Ford; LN800; 1978-1975; V8-401  
 Ford; LN800; 1978-1975; V8-475  
 Ford; LN800; 1978-1975; V8-477  
 Ford; LN800; 1978-1975; V8-534  
 Ford; LN900; 1978-1975; V8-401  
 Ford; LN900; 1978-1975; V8-475  
 Ford; LN900; 1978-1975; V8-477  
 Ford; LN900; 1978-1975; V8-534  
 Ford; LN6000; 1979-1975; Cat 3208 Dsl  
 Ford; LN6000; 1970; Cat V8-573 Dsl  
 Ford; LN6000; 1975-1970; Cat V150 Dsl  
 Ford; LN6000; 1975-1970; Cat V175 Dsl  
 Ford; LN6000; 1975-1971; Cat V190 Dsl  
 Ford; LN6000; 1975-1971; Cat V290 Dsl  
 Ford; LN7000; 1983-1975; Cat 3208 Dsl  
 Ford; LN7000; 1970; Cat V8-573 Dsl  
 Ford; LN7000; 1975-1970; Cat V150 Dsl  
 Ford; LN7000; 1975-1970; Cat V175 Dsl  
 Ford; LN7000; 1975-1971; Cat V190 Dsl  
 Ford; LN7000; 1975-1971; Cat V290 Dsl  
 Ford; LN8000; 1983-1970; Cat 3208 Dsl

## 71303 - Continued

Ford; LN8000; 1975-1970; Cat V150 Dsl  
 Ford; LN8000; 1975-1970; Cat V175 Dsl  
 Ford; LN8000; 1975-1971; Cat V190 Dsl  
 Ford; LN8000; 1975-1971; Cat V290 Dsl  
 Ford; LN8000; 1979-1973; Cum V555 Dsl  
 Ford; LN8000; 1979-1970; Cum VT555 Dsl  
 Ford; LN9000; 1983-1975; Cat 3406 Dsl  
 Ford; LN9000; 1979-1970; Cum NH Dsl  
 Ford; LN9000; 1970; Cum NHC Dsl  
 Ford; LN9000; 1970; Cum NHCT Dsl  
 Ford; LN9000; 1978-1971; Cum V903 Dsl  
 Ford; LN9000; 1983-1970; DetrDsl 6-71  
 Ford; LN9000; 1983-1977; DetrDsl 6V-92  
 Ford; LN9000; 1983-1970; DetrDsl 8V-71  
 Ford; LN9000; 1979-1970; DetrDsl 8V-71N  
 Ford; LN9000; 1979-1971; DetrDsl 8V-71T  
 Ford; LN9000; 1979-1978; DetrDsl 8V-92  
 Ford; LNT800; 1978-1975; V8-330  
 Ford; LNT800; 1978-1975; V8-359  
 Ford; LNT800; 1978-1975; V8-361  
 Ford; LNT800; 1978-1975; V8-389  
 Ford; LNT800; 1978-1975; V8-391  
 Ford; LNT800; 1978-1975; V8-401  
 Ford; LNT800; 1978-1975; V8-475  
 Ford; LNT800; 1978-1975; V8-477  
 Ford; LNT800; 1978-1975; V8-534  
 Ford; LNT880; 1978-1975; V8-401  
 Ford; LNT880; 1978-1975; V8-475  
 Ford; LNT880; 1978-1975; V8-477  
 Ford; LNT880; 1978-1975; V8-534  
 Ford; LNT900; 1978-1975; V8-401  
 Ford; LNT900; 1978-1975; V8-475  
 Ford; LNT900; 1978-1975; V8-477  
 Ford; LNT900; 1978-1975; V8-534  
 Ford; LNT8000; 1983-1970; Cat 3208 Dsl  
 Ford; LNT8000; 1975-1970; Cat V150 Dsl  
 Ford; LNT8000; 1975-1970; Cat V175 Dsl  
 Ford; LNT8000; 1975-1971; Cat V190 Dsl  
 Ford; LNT8000; 1975-1971; Cat V290 Dsl  
 Ford; LNT8000; 1979-1973; Cum V555 Dsl  
 Ford; LNT8000; 1979-1970; Cum VT555 Dsl  
 Ford; LNT9000; 1983-1975; Cat 3406 Dsl  
 Ford; LNT9000; 1979-1970; Cum NH Dsl  
 Ford; LNT9000; 1970; Cum NHC Dsl  
 Ford; LNT9000; 1970; Cum NHCT Dsl  
 Ford; LNT9000; 1978-1971; Cum V903 Dsl  
 Ford; LNT9000; 1983-1970; DetrDsl 6-71  
 Ford; LNT9000; 1983-1977; DetrDsl 6V-92  
 Ford; LNT9000; 1983-1970; DetrDsl 8V-71  
 Ford; LNT9000; 1979-1970; DetrDsl 8V-71N  
 Ford; LNT9000; 1979-1971; DetrDsl 8V-71T  
 Ford; LNT9000; 1979-1978; DetrDsl 8V-92  
 Ford; N; 1969-1967; V8-330  
 Ford; N; 1969-1967; V8-361  
 Ford; N; 1969-1967; V8-389  
 Ford; N; 1969-1967; V8-391  
 Ford; N; 1969-1967; V8-401  
 Ford; N; 1969-1967; V8-477  
 Ford; N; 1969-1967; V8-534  
 GMC; Brigadier; 1980-1968; Cat 3208 Dsl  
 GMC; CE4500; 1968; V8-327  
 GMC; CE5500; 1968-1967; V8-366  
 GMC; CS4500; 1972-1970; L6-230  
 GMC; CS4500; 1968-1967; L6-230  
 GMC; CS4500; 1972-1970; L6-250  
 GMC; CS4500; 1968-1967; L6-250  
 GMC; CS5000; 1972-1970; L6-292  
 GMC; CS5000; 1968-1967; L6-292  
 GMC; CS5500; 1972-1970; L6-230  
 GMC; CS5500; 1968-1967; L6-230  
 GMC; CS5500; 1972-1970; L6-250  
 GMC; CS5500; 1968-1967; L6-250  
 GMC; CS6000; 1968-1969; L6-292  
 GMC; T6000; 1978-1969; V8-427  
 GMC; T6000; 1969; V8-454  
 GMC; T6500; 1978; V8-366  
 GMC; T6500; 1978-1969; V8-427  
 GMC; TE5500; 1977-1969; V8-427  
 GMC; TE6500; 1977-1969; V8-366  
 GMC; TE6500; 1977-1969; V8-427  
 Int/Nav; R185; 1968-1960; Int/Nav RD372

## 71303 - Continued

Int/Nav; R185; 1968-1960; Int/Nav RD406  
 Int/Nav; R185; 1968-1960; Int/Nav RD450  
 Int/Nav; R190; 1968-1960; Int/Nav RD372  
 Int/Nav; R190; 1968-1960; Int/Nav RD406  
 Int/Nav; R190; 1968-1960; Int/Nav RD450  
 Int/Nav; R200; 1968-1960; Int/Nav RD372  
 Int/Nav; R200; 1968-1960; Int/Nav RD406  
 Int/Nav; R200; 1968-1960; Int/Nav RD450  
 Int/Nav; R210; 1968-1960; Int/Nav RD372  
 Int/Nav; R210; 1968-1960; Int/Nav RD406  
 Int/Nav; R210; 1968-1960; Int/Nav RD450  
 Int/Nav; R220; 1968-1960; Int/Nav RD372  
 Int/Nav; R220; 1968-1960; Int/Nav RD406  
 Int/Nav; R220; 1968-1960; Int/Nav RD450  
 Int/Nav; R230; 1968-1960; Int/Nav RD372  
 Int/Nav; R230; 1968-1960; Int/Nav RD406  
 Int/Nav; R230; 1968-1960; Int/Nav RD450  
 Dodge; S400; 1976-1961; GM V8-318  
 Dodge; S500; 1976-1971; Dodge L6-225  
 Dodge; S500; 1976-1961; GM V8-318  
 Dodge; S600; 1976-1961; GM V8-318  
 Ford; B500; 1978-1973; V8-330  
 Ford; B500; 1978-1973; V8-359  
 Ford; B500; 1978-1973; V8-361  
 Ford; B500; 1978-1973; V8-389  
 Ford; B500; 1978-1973; V8-391  
 Ford; B500; 1978-1973; V8-330  
 Ford; B600; 1978-1973; V8-330  
 Ford; B600; 1978-1973; V8-359  
 Ford; B600; 1978-1973; V8-361  
 Ford; B600; 1978-1973; V8-389  
 Ford; B600; 1978-1973; V8-391  
 Ford; B700; 1978-1973; V8-330  
 Ford; B700; 1978-1973; V8-359  
 Ford; B700; 1978-1973; V8-361  
 Ford; B700; 1978-1973; V8-389  
 Ford; B700; 1978-1973; V8-391  
 Ford; B6000; 1975-1971; Cat V150 Dsl  
 Ford; B6000; 1969-1968; Cat V150 Dsl  
 Ford; B6000; 1975-1971; Cat V175 Dsl  
 Ford; B6000; 1969-1968; Cat V175 Dsl  
 Ford; B7000; 1979-1975; Cat 3208 Dsl  
 Ford; B7000; 1975-1971; Cat V150 Dsl  
 Ford; B7000; 1969-1968; Cat V150 Dsl  
 Ford; B7000; 1975-1971; Cat V175 Dsl  
 Ford; B7000; 1969-1968; Cat V175 Dsl  
 Ford; B7000; 1975-1971; Cat V190 Dsl  
 Ford; B7000; 1969-1968; Cat V190 Dsl  
 Ford; B7000; 1975-1971; Cat V290 Dsl  
 Ford; B7000; 1969-1968; Cat V290 Dsl

## 71304

Dodge; A Van; 1968-1964; L6-170  
 Dodge; A Van; 1968-1967; L6-225  
 Dodge; A Van; 1965-1964; L6-225  
 Dodge; A Van; 1966-1965; V8-273  
 Dodge; A Van; 1968-1967; V8-318  
 Dodge; D & W Pickup; 1971-1968; L6-198  
 Dodge; D & W Pickup; 1968; L6-251  
 Dodge; D & W Pickup; 1971-1968; V8-318  
 Dodge; D & W Pickup; 1971; V8-360  
 Dodge; D & W Pickup; 1971-1968; V8-383  
 Chev; Bison; 1980-1979; DetrDsl 6V-92  
 Chev; C50; 1969-1967; GM V8-366  
 Chev; C50; 1969; GM V8-427  
 Chev; C60; 1969-1967; GM V8-366  
 Chev; C60; 1969; GM V8-427  
 Chev; L50; 1962-1960; GM V8-283  
 Chev; L50; 1962; GM V8-327  
 Chev; L60; 1962-1960; GM V8-283  
 Chev; L60; 1962; GM V8-327  
 Chev; T40; 1962; DetrDsl 3-53  
 Chev; T40; 1967-1963; GM L6-230  
 Chev; T40; 1968-1963; GM L6-250  
 Chev; T40; 1969-1963; GM L6-292  
 Chev; T50; 1969-1963; GM L6-292  
 Chev; T50; 1972-1963; GM V8-350

**SYSTEM  
PUMP &  
GEAR  
IDENT.**

**SYSTEM &  
COM-  
PONENT  
IDENT.**

**PASS.  
CARS**

**LIGHT  
TRUCKS**

**MEDIUM/  
HEAVY  
TRUCKS**

**BUSES**

**HOSE  
NUMER-  
ICAL**

**REPAIR  
KITS**

**KIT  
NUMER-  
ICAL**

**ILLUST-  
RATIONS**



# Numerical Listing - Power Steering Hose Assemblies and End Fittings

|                                      | 71304 - Continued   | 71304 - Continued  | 71304 - Continued  |
|--------------------------------------|---|--|--|
| <b>SYSTEM PUMP &amp; GEAR IDENT.</b> | Chev; T60; 1963; GM V8-283<br>Chev; T60; 1978-1976; GM V8-305<br>Chev; T60; 1973-1962; GM V8-307<br>Chev; T60; 1978-1970; GM V8-350<br>Chev; T60; 1975; GM V8-366<br>Chev; T60; 1962; GM V8-409<br>Chev; T60; 1975; GM V8-427<br>Chev; T65; 1975; GM V8-366<br>Chev; T65; 1975; GM V8-427<br>Chev; TD50; 1969; DetrDsl 4-53<br>Chev; TD60; 1969; DetrDsl 4-53<br>Chev; TE50; 1972-1970; GM V8-350<br>Chev; TM70; 1968-1966; GM V-6 401<br>Chev; TM70; 1968-1966; GM V-6 432<br>Chev; TM70; 1968-1966; GM V-6 478<br>Chev; TM80; 1968-1966; GM V-6 401<br>Chev; TM80; 1968-1966; GM V-6 432<br>Chev; TM80; 1968-1966; GM V-6 478<br>Chev; WM80; 1968-1966; GM V-6 401<br>Chev; WM80; 1968-1966; GM V-6 432<br>Chev; WM80; 1968-1966; GM V-6 478<br>Dodge; D500; 1976-1961; Dodge V8-361<br>Dodge; D500; 1976-1961; Dodge V8-413<br>Dodge; D600; 1976-1961; Dodge V8-361<br>Dodge; D600; 1976-1961; Dodge V8-413<br>Dodge; D700; 1976-1961; Dodge V8-361<br>Dodge; D700; 1976-1961; Dodge V8-413<br>Dodge; D800; 1976-1961; Dodge V8-361<br>Dodge; D800; 1976-1961; Dodge V8-413<br>Dodge; L600; 1971-1963; Dodge V8-361<br>Dodge; L600; 1971-1963; Dodge V8-413<br>Dodge; L700; 1971-1963; Dodge V8-361<br>Dodge; L700; 1971-1963; Dodge V8-413<br>Ford; C; 1970-1971; Cum C Ser 8.3 Dsl<br>Ford; CL9000; 1979-1978; Cat 3406 Dsl<br>Ford; CL9000; 1981-1978; Cum L6-14.0 Dsl<br>Ford; CL9000; 1981-1978; DetrDsl 6V-92<br>Ford; CL9000; 1981-1978; DetrDsl 8V-71<br>Ford; CLT9000; 1981-1978; Cat 3406 Dsl<br>Ford; CLT9000; 1981-1978; Cum L6-14.0 Dsl<br>Ford; CLT9000; 1981-1978; DetrDsl 6V-92<br>Ford; CLT9000; 1981-1978; DetrDsl 8V-71<br>Ford; CLT9000; 1981-1978; DetrDsl 8V-92<br>Ford; F500; 1979-1971; L6-240<br>Ford; F500; 1979-1971; L6-300<br>Ford; F600; 1979-1971; L6-240<br>Ford; F600; 1979-1971; L6-300<br>Ford; F600; 1978-1971; V8-330<br>Ford; F600; 1978-1971; V8-359<br>Ford; F600; 1978-1971; V8-361<br>Ford; F600; 1979-1971; V8-370<br>Ford; F600; 1978-1971; V8-391<br>Ford; F600; 1979; V8-429<br>Ford; F700; 1973-1971; V8-330<br>Ford; F700; 1973-1971; V8-359<br>Ford; F700; 1973-1971; V8-361<br>Ford; F700; 1979; V8-370<br>Ford; F700; 1973-1971; V8-389<br>Ford; F700; 1973-1971; V8-391<br>Ford; F700; 1979; V8-429<br>Ford; F750; 1973-1971; V8-330<br>Ford; F750; 1973-1971; V8-359<br>Ford; F750; 1973-1971; V8-361<br>Ford; F750; 1973-1971; V8-389<br>Ford; F750; 1973-1971; V8-391<br>Ford; F6000; 1975-1971; Cat V150 Dsl<br>Ford; F6000; 1975-1971; Cat V175 Dsl<br>Ford; F6000; 1975-1971; Cat V190 Dsl<br>Ford; F6000; 1975-1971; Cat V290 Dsl<br>Ford; F7000; 1979-1975; Cat 3208 Dsl<br>Ford; F7000; 1975-1971; Cat V150 Dsl<br>Ford; F7000; 1975-1971; Cat V175 Dsl<br>Ford; F7000; 1975-1971; Cat V190 Dsl<br>Ford; F7000; 1975-1971; Cat V290 Dsl<br>Ford; F; 1969-1967; Cat V8-573 Dsl<br>Ford; F; 1970-1967; L6-240<br>Ford; F; 1970-1967; L6-300<br>Ford; F; 1970-1967; V8-330<br>Ford; F; 1970-1966; V8-359<br>Ford; F; 1970-1966; V8-361<br>Ford; F; 1970-1966; V8-389<br>Ford; F; 1970-1966; V8-391 | Ford; F; 1966; V8-401<br>Ford; F; 1966; V8-477<br>Ford; F; 1966; V8-534<br>Ford; LN600; 1978-1975; V8-330<br>Ford; LN600; 1978-1975; V8-359<br>Ford; LN600; 1978-1975; V8-361<br>Ford; LN600; 1978-1975; V8-389<br>Ford; LN600; 1978-1975; V8-391<br>Ford; LN700; 1978-1975; V8-330<br>Ford; LN700; 1978-1975; V8-359<br>Ford; LN700; 1978-1975; V8-361<br>Ford; LN700; 1978-1975; V8-389<br>Ford; LN700; 1978-1975; V8-391<br>Ford; LN750; 1978-1975; V8-330<br>Ford; LN750; 1978-1975; V8-359<br>Ford; LN750; 1978-1975; V8-361<br>Ford; LN750; 1978-1975; V8-389<br>Ford; LN750; 1978-1975; V8-391<br>Ford; LN800; 1978-1975; V8-330<br>Ford; LN800; 1978-1975; V8-359<br>Ford; LN800; 1978-1975; V8-361<br>Ford; LN800; 1978-1975; V8-389<br>Ford; LN800; 1978-1975; V8-391<br>Ford; LN800; 1978-1975; V8-401<br>Ford; LN800; 1978-1975; V8-475<br>Ford; LN800; 1978-1975; V8-534<br>Ford; LN900; 1978-1975; V8-401<br>Ford; LN900; 1978-1975; V8-475<br>Ford; LN900; 1978-1975; V8-477<br>Ford; LN900; 1978-1975; V8-534<br>Ford; LNT800; 1978-1975; V8-330<br>Ford; LNT800; 1978-1975; V8-359<br>Ford; LNT800; 1978-1975; V8-361<br>Ford; LNT800; 1978-1975; V8-389<br>Ford; LNT800; 1978-1975; V8-391<br>Ford; LNT800; 1978-1975; V8-401<br>Ford; LNT800; 1978-1975; V8-475<br>Ford; LNT800; 1978-1975; V8-534<br>Ford; LNT880; 1978-1975; V8-401<br>Ford; LNT880; 1978-1975; V8-475<br>Ford; LNT880; 1978-1975; V8-477<br>Ford; LNT880; 1978-1975; V8-534<br>Ford; LNT900; 1978-1975; V8-401<br>Ford; LNT900; 1978-1975; V8-475<br>Ford; LNT900; 1978-1975; V8-477<br>Ford; LNT900; 1978-1975; V8-534<br>Ford; N; 1963; V8-302<br>Ford; N; 1969-1963; V8-330<br>Ford; N; 1969-1964; V8-359<br>Ford; N; 1969-1964; V8-361<br>Ford; N; 1969-1964; V8-389<br>Ford; N; 1969-1964; V8-391<br>Ford; N; 1969-1963; V8-401<br>Ford; N; 1969-1963; V8-477<br>Ford; N; 1969-1963; V8-534<br>Ford; W; 1970-1967; DetrDsl 6-71<br>GMC; Brigadier; 1980-1968; DetrDsl 6V-53<br>GMC; CE4500; 1968-1967; V8-327<br>GMC; CE5500; 1969-1967; V8-427<br>GMC; CE6000; 1969-1967; V8-366<br>GMC; CE6000; 1969-1967; V8-427<br>GMC; General; 1980-1979; DetrDsl 6V-92<br>GMC; T6000; 1973; V8-307<br>GMC; T6000; 1978-1970; V8-350<br>GMC; TM7500; 1968-1966; V-6 305<br>GMC; TM7500; 1968-1966; V-6 351<br>GMC; TM7500; 1968-1966; V-6 379<br>GMC; TM7500; 1968-1966; V-6 401<br>GMC; TM7500; 1968-1966; V-6 432<br>GMC; TM7500; 1968-1966; V-6 478<br>GMC; TM8500; 1968-1966; V-6 401<br>GMC; TM8500; 1968-1966; V-6 432<br>GMC; TM8500; 1968-1966; V-6 478<br>GMC; TS5500; 1969-1963; L6-292<br>GMC; WM7500; 1968-1966; V-6 401<br>GMC; WM7500; 1968-1966; V-6 432<br>GMC; WM7500; 1968-1966; V-6 478<br>GMC; WM8500; 1968-1966; V-6 401<br>GMC; WM8500; 1968-1966; V-6 432<br>GMC; WM8500; 1968-1966; V-6 478 | Dodge; S500; 1976-1961; Dodge V8-361<br>Dodge; S500; 1976-1961; Dodge V8-413<br>Dodge; S600; 1976-1974; Dodge V8-360<br>Dodge; S600; 1976-1961; Dodge V8-361<br>Dodge; S600; 1976-1961; Dodge V8-413<br>Dodge; S700; 1976-1975; Dodge V8-360<br>Dodge; S700; 1973-1961; Dodge V8-361<br>Dodge; S700; 1976-1975; Dodge V8-413<br>Dodge; S700; 1973-1961; Dodge V8-413<br>Ford; B500; 1979-1967; L6-240<br>Ford; B500; 1979-1967; L6-300<br>Ford; B500; 1972-1967; V8-330<br>Ford; B500; 1972-1967; V8-359<br>Ford; B500; 1972-1967; V8-361<br>Ford; B500; 1972-1967; V8-389<br>Ford; B500; 1972-1967; V8-391<br>Ford; B600; 1979-1967; L6-240<br>Ford; B600; 1979-1967; L6-300<br>Ford; B600; 1973-1967; V8-330<br>Ford; B600; 1973-1967; V8-359<br>Ford; B600; 1973-1967; V8-361<br>Ford; B600; 1973-1967; V8-389<br>Ford; B600; 1973-1967; V8-391<br>Ford; B700; 1973-1967; V8-330<br>Ford; B700; 1973-1967; V8-359<br>Ford; B700; 1973-1967; V8-361<br>Ford; B700; 1973-1967; V8-389<br>Ford; B700; 1973-1967; V8-391<br>Ford; B750; 1973-1967; V8-330<br>Ford; B750; 1973-1967; V8-359<br>Ford; B750; 1973-1967; V8-361<br>Ford; B750; 1973-1967; V8-389<br>Ford; B750; 1973-1967; V8-391<br>Ford; B6000; 1975-1971; Cat V150 Dsl<br>Ford; B6000; 1969-1968; Cat V150 Dsl<br>Ford; B6000; 1975-1971; Cat V175 Dsl<br>Ford; B6000; 1969-1967; Cat V175 Dsl<br>Ford; B7000; 1979-1975; Cat 3208 Dsl<br>Ford; B7000; 1975-1971; Cat V150 Dsl<br>Ford; B7000; 1969-1968; Cat V150 Dsl<br>Ford; B7000; 1975-1971; Cat V175 Dsl<br>Ford; B7000; 1969-1968; Cat V175 Dsl<br>Ford; B7000; 1975-1971; Cat V190 Dsl<br>Ford; B7000; 1969-1968; Cat V190 Dsl<br>Ford; B7000; 1975-1971; Cat V290 Dsl<br>Ford; B7000; 1969-1967; Cat V290 Dsl |
| <b>SYSTEM &amp; COMPONENT IDENT.</b> |   |  |  |
| <b>PASS. CARS</b>                    |   |  |  |
| <b>LIGHT TRUCKS</b>                  |   |  |  |
| <b>MEDIUM/HEAVY TRUCKS</b>           |   |  |  |
| <b>BUSES</b>                         |   |  |  |
| <b>HOSE NUMERICAL</b>                |   |  |  |
| <b>REPAIR KITS</b>                   |   |  |  |
| <b>KIT NUMERICAL</b>                 |   |  |  |
| <b>ILLUSTRATIONS</b>                 |   |  |  |
|                                      |   |  | <b>71305</b>   |
|                                      |   |  | Dodge; A Van; 1969-1970; L6-170<br>Dodge; A Van; 1970-1969; L6-225<br>Dodge; D & W Pickup; 1971; L6-198<br>Dodge; D & W Pickup; 1971-1970; V8-383<br>Chev; Bison; 1980-1979; DetrDsl 6V-92<br>Chev; Bruin; 1979-1980; GM V8-427<br>Chev; C50; 1970; GM DH478 Dsl<br>Chev; C50; 1966-1963; GM L6-230<br>Chev; C50; 1966-1963; GM L6-250<br>Chev; C50; 1966-1963; GM V8-283<br>Chev; C50; 1973; GM V8-307<br>Chev; C50; 1966-1973; GM V8-327<br>Chev; C50; 1966; GM V8-366<br>Chev; C50; 1974-1973; GM V8-427<br>Chev; C50; 1966; GM V8-427<br>Chev; C50; 1974-1973; GM V8-454<br>Chev; C60; 1973; GM V-6 432<br>Chev; C60; 1973; GM V-6 478<br>Chev; C60; 1966-1963; GM V8-283<br>Chev; C60; 1973; GM V8-307<br>Chev; C60; 1966-1963; GM V8-327<br>Chev; C60; 1965-1963; GM V8-348<br>Chev; C60; 1973; GM V8-350<br>Chev; C60; 1966-1963; GM V8-366<br>Chev; C60; 1973; GM V8-427<br>Chev; C60; 1966; GM V8-427<br>Chev; C60; 1973; GM V8-454<br>Chev; CD50; 1970-1968; DetrDsl 4-53<br>Chev; CD60; 1970-1968; DetrDsl 4-53<br>Chev; CE50; 1966-1963; GM V8-283<br>Chev; CE50; 1966-1963; GM V8-327<br>Chev; CE60; 1966-1963; GM V8-283<br>Chev; CE60; 1966-1963; GM V8-327   |

# Numerical Listing - Power Steering Hose Assemblies and End Fittings

## 71305 - Continued

Chev; CG50; 1969-1967; GM D478 Dsl  
 Chev; CG50; 1969-1967; GM DH478 Dsl  
 Chev; CG60; 1969-1967; GM D478 Dsl  
 Chev; CG60; 1969-1967; GM DH478 Dsl  
 Chev; CM60; 1972-1970; GM V-6 401  
 Chev; CM60; 1972-1970; GM V-6 432  
 Chev; CM60; 1972-1970; GM V-6 478  
 Chev; H70; 1977-1969; DetrDsl 6V-53  
 Chev; J70; 1977-1973; DetrDsl 6V-53  
 Chev; J80; 1977-1969; DetrDsl 6V-53  
 Chev; JV80; 1972-1969; DetrDsl 6V-53  
 Chev; L50; 1965-1960; GM V8-283  
 Chev; L50; 1965-1962; GM V8-327  
 Chev; L60; 1965-1960; GM V8-283  
 Chev; L60; 1965-1962; GM V8-327  
 Chev; MB60; 1969; GM D478 Dsl  
 Chev; MB60; 1969; GM DH478 Dsl  
 Chev; MI90; 1966; DetrDsl 6-71  
 Chev; T40; 1967-1963; GM L6-230  
 Chev; T40; 1968-1963; GM L6-250  
 Chev; T40; 1972-1963; GM L6-292  
 Chev; T50; 1973; GM D478 Dsl  
 Chev; T50; 1973-1963; GM DH478 Dsl  
 Chev; T50; 1968-1963; GM V8-283  
 Chev; T50; 1968; GM V8-307  
 Chev; T50; 1968-1963; GM V8-327  
 Chev; T50; 1972-1970; GM V8-350  
 Chev; T50; 1973-1966; GM V8-366  
 Chev; T50; 1973-1966; GM V8-427  
 Chev; T50; 1968-1966; GM V8-454  
 Chev; T60; 1975; GM D478 Dsl  
 Chev; T60; 1973; GM D478 Dsl  
 Chev; T60; 1975; GM DH478 Dsl  
 Chev; T60; 1973-1963; GM DH478 Dsl  
 Chev; T60; 1968-1963; GM V8-283  
 Chev; T60; 1978-1976; GM V8-305  
 Chev; T60; 1973; GM V8-307  
 Chev; T60; 1968; GM V8-307  
 Chev; T60; 1968-1963; GM V8-327  
 Chev; T60; 1965-1962; GM V8-348  
 Chev; T60; 1978-1970; GM V8-350  
 Chev; T60; 1978-1962; GM V8-366  
 Chev; T60; 1978-1966; GM V8-427  
 Chev; T60; 1968-1966; GM V8-454  
 Chev; T65; 1974; GM V-6 305  
 Chev; T65; 1974; GM V-6 351  
 Chev; T65; 1974; GM V-6 379  
 Chev; T65; 1978-1974; GM V8-366  
 Chev; T65; 1978-1974; GM V8-427  
 Chev; TE50; 1968-1963; GM V8-283  
 Chev; TE50; 1968; GM V8-307  
 Chev; TE50; 1968-1963; GM V8-327  
 Chev; TE50; 1972-1970; GM V8-350  
 Chev; TE50; 1972-1970; GM V8-366  
 Chev; TE60; 1966-1963; GM V8-283  
 Chev; TE60; 1966-1963; GM V8-327  
 Chev; TE60; 1972-1970; GM V8-366  
 Chev; TE65; 1972-1966; GM V8-366  
 Chev; TE65; 1972-1966; GM V8-427  
 Chev; TE65; 1968-1966; GM V8-454  
 Chev; TE90; 1970; GM V8-637  
 Chev; TG50; 1972-1967; GM D478 Dsl  
 Chev; TG50; 1972-1967; GM DH478 Dsl  
 Chev; TG60; 1972-1967; GM D478 Dsl  
 Chev; TG60; 1972-1967; GM DH478 Dsl  
 Chev; TM65; 1972; GM V-6 305  
 Chev; TM70; 1968-1966; GM V-6 401  
 Chev; TM70; 1968-1966; GM V-6 432  
 Chev; TM70; 1968-1966; GM V-6 478  
 Chev; TM80; 1968-1966; GM V-6 401  
 Chev; TM80; 1968-1966; GM V-6 432  
 Chev; TM80; 1968-1966; GM V-6 478  
 Chev; TV70; 1968-1966; DetrDsl 6V-53  
 Chev; U80; 1966; DetrDsl 6V-53  
 Chev; W70; 1968-1966; DetrDsl 6V-53  
 Chev; WM80; 1968-1966; GM V-6 401  
 Chev; WM80; 1968-1966; GM V-6 432  
 Chev; WM80; 1968-1966; GM V-6 478  
 Chev; Y80; 1966; DetrDsl 6V-53  
 Dodge; C500; 1971-1961; Dodge V8-318  
 Dodge; C500; 1967-1961; Perkins L6-354 Dsl  
 Dodge; C600; 1971-1961; Dodge V8-318

## 71305 - Continued

Dodge; C600; 1971-1961; Dodge V8-361  
 Dodge; C600; 1967-1961; Perkins L6-354 Dsl  
 Dodge; D500; 1967-1961; Perkins L6-354 Dsl  
 Dodge; D600; 1967-1961; Perkins L6-354 Dsl  
 Dodge; D700; 1967-1961; Perkins L6-354 Dsl  
 Dodge; LT1000; 1973; DetrDsl 6-71  
 Dodge; W500; 1971; Dodge L6-225  
 Dodge; W500; 1971-1961; Dodge V8-318  
 Dodge; W600; 1971-1961; Dodge V8-318  
 Ford; C500; 1978-1976; V8-330  
 Ford; C500; 1978-1976; V8-361  
 Ford; C500; 1978-1976; V8-391  
 Ford; C550; 1978-1976; V8-330  
 Ford; C550; 1978-1976; V8-361  
 Ford; C550; 1978-1976; V8-391  
 Ford; C600; 1978-1976; V8-330  
 Ford; C600; 1978-1976; V8-361  
 Ford; C600; 1979-1976; V8-370  
 Ford; C600; 1979; V8-429  
 Ford; C700; 1978-1976; V8-330  
 Ford; C700; 1978-1976; V8-361  
 Ford; C700; 1979-1976; V8-370  
 Ford; C700; 1979; V8-429  
 Ford; C750; 1978-1976; V8-330  
 Ford; C750; 1978-1976; V8-361  
 Ford; C750; 1978-1976; V8-391  
 Ford; C800; 1978-1976; V8-330  
 Ford; C800; 1978-1976; V8-361  
 Ford; C800; 1979-1976; V8-370  
 Ford; C800; 1979; V8-429  
 Ford; C850; 1979-1976; V8-401  
 Ford; C850; 1979-1976; V8-475  
 Ford; C850; 1979-1976; V8-477  
 Ford; C850; 1979-1976; V8-534  
 Ford; C900; 1979-1976; V8-401  
 Ford; C900; 1981-1976; V8-7.8  
 Ford; C900; 1979-1976; V8-477  
 Ford; C900; 1981-1976; V8-8.8  
 Ford; C950; 1979-1976; V8-401  
 Ford; C950; 1979-1976; V8-475  
 Ford; C950; 1979-1976; V8-477  
 Ford; C950; 1979-1976; V8-534  
 Ford; C1000; 1979-1976; V8-401  
 Ford; C1000; 1979-1976; V8-475  
 Ford; C1000; 1979-1976; V8-477  
 Ford; C1000; 1979-1976; V8-534  
 Ford; C1100; 1979-1976; V8-401  
 Ford; C1100; 1979-1976; V8-477  
 Ford; C1100; 1979-1976; V8-534  
 Ford; C6000; 1979-1976; Cat 3208 Dsl  
 Ford; C7000; 1983-1976; Cat 3208 Dsl  
 Ford; C8000; 1983-1976; Cat 3208 Dsl  
 Ford; CT700; 1978-1976; V8-330  
 Ford; CT700; 1978-1976; V8-361  
 Ford; CT700; 1978-1976; V8-391  
 Ford; CT750; 1978-1976; V8-330  
 Ford; CT750; 1978-1976; V8-361  
 Ford; CT750; 1978-1976; V8-391  
 Ford; CT800; 1978-1976; V8-330  
 Ford; CT800; 1978-1976; V8-361  
 Ford; CT800; 1979-1976; V8-370  
 Ford; CT800; 1979; V8-429  
 Ford; CT850; 1979-1976; V8-401  
 Ford; CT850; 1979-1976; V8-475  
 Ford; CT850; 1979-1976; V8-477  
 Ford; CT850; 1979-1976; V8-534  
 Ford; CT900; 1980; V8-7.8  
 Ford; CT900; 1980-1976; V8-8.8  
 Ford; CT950; 1979-1976; V8-475  
 Ford; CT950; 1979-1976; V8-477  
 Ford; CT950; 1979-1976; V8-534  
 Ford; CT8000; 1983-1976; Cat 3208 Dsl  
 GMC; Brigadier; 1980-1979; Cat 3208 Dsl  
 GMC; Brigadier; 1979-1980; V8-427  
 GMC; CE5000; 1973; V8-307  
 GMC; CE5000; 1973; V8-350  
 GMC; CE6000; 1973; V8-307  
 GMC; CE6000; 1973; V8-350  
 GMC; CE6000; 1973; V8-427  
 GMC; CE6000; 1973; V8-454  
 GMC; CE6500; 1973; V8-427

## 71305 - Continued

GMC; CE6500; 1973-1970; V8-454  
 GMC; CG5500; 1972-1970; GMC DH478 Dsl  
 GMC; CG6000; 1975-1973; GMC D478 Dsl  
 GMC; CG6000; 1975-1973; GMC DH478 Dsl  
 GMC; CM5500; 1973-1970; V-6 305  
 GMC; CM5500; 1973-1970; V-6 351  
 GMC; CM5500; 1973-1970; V-6 379  
 GMC; CM6500; 1973-1970; V-6 305  
 GMC; CM6500; 1973-1970; V-6 351  
 GMC; CM6500; 1973-1970; V-6 379  
 GMC; CM6500; 1973-1970; V-6 401  
 GMC; CM6500; 1973-1970; V-6 432  
 GMC; CM6500; 1973-1970; V-6 478  
 GMC; EG4500; 1967; GMC D351 Dsl  
 GMC; EG5500; 1969-1967; GMC D478 Dsl  
 GMC; EG5500; 1969-1967; GMC DH478 Dsl  
 GMC; EG6500; 1969-1967; GMC D478 Dsl  
 GMC; EG6500; 1969-1967; GMC DH478 Dsl  
 GMC; General; 1980-1979; DetrDsl 6V-92  
 GMC; HI9500; 1966; DetrDsl 6-71  
 GMC; JN7500; 1968-1966; DetrDsl 6V-53  
 GMC; JN8500; 1968-1966; DetrDsl 6V-53  
 GMC; JN8500; 1966; DetrDsl 6V-53N  
 GMC; JN8500; 1966; DetrDsl 6V-53T  
 GMC; MM6500; 1974-1970; V-6 401  
 GMC; MM6500; 1974-1970; V-6 432  
 GMC; MM6500; 1974-1970; V-6 478  
 GMC; T6000; 1966-1963; V8-283  
 GMC; T6000; 1973; V8-307  
 GMC; T6000; 1966-1963; V8-327  
 GMC; T6000; 1978-1973; V8-350  
 GMC; T6000; 1978-1966; V8-366  
 GMC; T6000; 1978-1966; V8-427  
 GMC; T6000; 1969-1966; V8-454  
 GMC; T6500; 1978; V8-366  
 GMC; T6500; 1978; V8-427  
 GMC; TE5500; 1968-1963; V8-283  
 GMC; TE5500; 1968; V8-307  
 GMC; TE5500; 1968-1963; V8-327  
 GMC; TE5500; 1972-1970; V8-350  
 GMC; TE5500; 1977-1966; V8-366  
 GMC; TE5500; 1968-1966; V8-454  
 GMC; TE6500; 1968-1966; V8-454  
 GMC; TG5500; 1975-1972; GMC D478 Dsl  
 GMC; TG5500; 1969-1967; GMC D478 Dsl  
 GMC; TG5500; 1975-1972; GMC DH478 Dsl  
 GMC; TG5500; 1969-1967; GMC DH478 Dsl  
 GMC; TG6000; 1975-1972; GMC D478 Dsl  
 GMC; TG6000; 1969-1967; GMC D478 Dsl  
 GMC; TG6000; 1975-1972; GMC DH478 Dsl  
 GMC; TG6000; 1969-1967; GMC DH478 Dsl  
 GMC; TG6500; 1974-1970; GMC DH478 Dsl  
 GMC; TM5500; 1974-1970; V-6 351  
 GMC; TM5500; 1974-1970; V-6 379  
 GMC; TM6000; 1974-1970; V-6 305  
 GMC; TM6000; 1974-1970; V-6 351  
 GMC; TM6000; 1974-1970; V-6 379  
 GMC; TM6500; 1974-1970; V-6 305  
 GMC; TM6500; 1968-1966; V-6 351  
 GMC; TM7500; 1968-1966; V-6 305  
 GMC; TM7500; 1968-1966; V-6 351  
 GMC; TM7500; 1968-1966; V-6 379  
 GMC; TM7500; 1973; V-6 401  
 GMC; TM7500; 1968-1966; V-6 401  
 GMC; TM7500; 1973; V-6 432  
 GMC; TM7500; 1968-1966; V-6 432  
 GMC; TM7500; 1973; V-6 478  
 GMC; TM7500; 1968-1966; V-6 478  
 GMC; TM8500; 1968-1966; V-6 401  
 GMC; TM8500; 1968-1966; V-6 432  
 GMC; TM8500; 1968-1966; V-6 478  
 GMC; TS5500; 1972-1963; L6-292  
 GMC; TV7500; 1977-1966; DetrDsl 6V-53  
 GMC; WM7500; 1968-1966; V-6 401  
 GMC; WM7500; 1968-1966; V-6 432  
 GMC; WM7500; 1968-1966; V-6 478  
 GMC; WM8500; 1968-1966; V-6 401  
 GMC; WM8500; 1968-1966; V-6 432  
 GMC; WM8500; 1968-1970; V-6 478  
 GMC; WV7500; 1967-1966; DetrDsl 6V-53

SYSTEM  
PUMP &  
GEAR  
IDENT.

SYSTEM &  
COM-  
PONENT  
IDENT.

PASS.  
CARS

LIGHT  
TRUCKS

MEDIUM/  
HEAVY  
TRUCKS

BUSES

HOSE  
NUMER-  
ICAL

REPAIR  
KITS

KIT  
NUMER-  
ICAL

ILLUST-  
RATIONS

# Numerical Listing - Power Steering Hose Assemblies and End Fittings

**SYSTEM  
PUMP &  
GEAR  
IDENT.**

**71305 - Continued**  
Chev; B7; 1973; GM V8-350  
Chev; B7; 1973; GM V8-366  
Chev; B7; 1973; GM V8-427  
Chev; B7; 1973; GM V8-454  
Chev; B60 B6P; 1973; GM V8-350  
Chev; B60 B6P; 1973; GM V8-366  
Chev; B60 B6P; 1973; GM V8-427  
Chev; B60 B6P; 1973; GM V8-454  
Chev; S60 B6P; 1978-1973; GM V-6 305  
Chev; S60 B6P; 1978-1973; GM V-6 351  
Chev; S60 B6P; 1978-1973; GM V-6 379  
Chev; S65; 1978-1973; GM V-6 305  
Chev; S65; 1978-1973; GM V-6 351  
Chev; S65; 1978-1973; GM V-6 379  
Chev; S65; 1978-1973; GM V-6 401  
Chev; S65; 1978-1973; GM V-6 432  
Chev; S65; 1978-1962; GM V-6 478  
GMC; B6000 B6P; 1980; DetrDsl V8-8.2  
GMC; SG5500; 1974-1970; GMC D478 Dsl  
GMC; SG5500; 1974-1970; GMC DH478 Dsl  
GMC; SG6000; 1975-1970; GMC D478 Dsl  
GMC; SG6000; 1975-1970; GMC DH478 Dsl  
GMC; SM5500; 1975-1973; V-6 305  
GMC; SM5500; 1975-1973; V-6 351  
GMC; SM5500; 1975-1973; V-6 379  
GMC; SM6500; 1975-1973; V-6 305  
GMC; SM6500; 1975-1973; V-6 351  
GMC; SM6500; 1975-1973; V-6 379

**SYSTEM &  
COM-  
PONENT  
IDENT.**

**PASS.  
CARS**

**LIGHT  
TRUCKS**

**MEDIUM/  
HEAVY  
TRUCKS**

**BUSES**

**HOSE  
NUMER-  
ICAL**

**REPAIR  
KITS**

**KIT  
NUMER-  
ICAL**

**ILLUST-  
RATIONS**

**71306**  
Buick; Electra; 1966-1960; V8-401  
Buick; Electra; 1966-1965; V8-425  
Buick; Invicta; 1963-1960; V8-401  
Buick; Lesabre; 1968; V8-350  
Buick; Riviera; 1965-1963; V8-401  
Buick; Riviera; 1966-1963; V8-425  
Buick; Wildcat; 1966-1964; V8-401  
Buick; Wildcat; 1966-1964; V8-425  
Ford; Custom; 1966-1965; L6-240  
Ford; Custom; 1967-1965; V8-289  
Ford; Custom; 1969-1968; V8-302  
Ford; Custom; 1966-1965; V8-352  
Ford; Custom; 1968-1965; V8-390  
Ford; Custom; 1967-1965; V8-427  
Ford; Galaxie; 1967-1965; V8-289  
Ford; Galaxie; 1968; V8-302  
Ford; Galaxie; 1966-1965; V8-352  
Ford; Galaxie; 1968-1965; V8-390  
Ford; Galaxie; 1967; V8-427  
Ford; Ltd; 1967; V8-289  
Ford; Ltd; 1969-1968; V8-302  
Ford; Ltd; 1968-1967; V8-390  
Ford; Ltd; 1967; V8-427  
Chev; C50; 1978-1973; GM L6-250  
Chev; C50; 1982-1973; GM L6-4.8  
Chev; C60; 1982-1979; GM L6-4.8  
Chev; C60; 1974-1973; GM V8-366  
Chev; M65; 1978-1973; GM V8-366  
Chev; M65; 1978-1973; GM V8-427  
Chev; M65; 1978-1973; GM V8-454  
GMC; C5000; 1982-1979; L6-4.8  
GMC; C6000; 1982-1979; L6-4.8  
GMC; CE6000; 1974-1973; V8-366  
GMC; CS4500; 1977-1973; L6-230  
GMC; CS4500; 1977-1973; L6-250  
GMC; CS5000; 1977-1973; L6-292  
GMC; CS5500; 1977-1973; L6-230  
GMC; CS5500; 1977-1973; L6-250  
GMC; CS6000; 1977-1973; L6-292  
GMC; M6500; 1978; V8-366  
GMC; M6500; 1978; V8-427  
GMC; M6500; 1978-1973; V8-454  
GMC; ME6500; 1977-1973; V8-427  
GMC; ME6500; 1977-1973; V8-454  
Chev; S40; 1977-1973; GM L6-230  
Chev; S40; 1977-1973; GM L6-250  
Chev; S40; 1978-1975; GM L6-292  
Chev; S50; 1978-1975; GM L6-292  
Chev; S50; 1978-1975; GM V8-366  
Chev; S60 B6P; 1978-1973; GM L6-292  
Chev; S60 B6P; 1978-1973; GM V8-366

**71306 - Continued**  
Chev; S65; 1978-1975; GM V8-366  
GMC; SE6000; 1978-1975; V8-366  
GMC; SS4500; 1977-1973; L6-230  
GMC; SS4500; 1977-1973; L6-250  
GMC; SS6000; 1978-1973; L6-292

**71307**  
Chev; Beaumont; 1966; V8-396 (Canada)  
Chev; Beaumont; 1966; V8-427 (Canada)  
Chev; Caprice; 1967; V8-396  
Chev; Caprice; 1967; V8-427  
Chev; C70; 1979-1980; GM V8-427  
Chev; HE90; 1972-1966; GM V8-637  
Chev; HM70; 1971-1966; GM V-6 401  
Chev; HM70; 1971-1966; GM V-6 432  
Chev; HM70; 1971-1966; GM V-6 478  
Chev; HM80; 1971-1966; GM V-6 401  
Chev; HM80; 1971-1966; GM V-6 432  
Chev; HM80; 1971-1966; GM V-6 478  
Chev; JE90; 1972-1966; GM V8-637  
Chev; JM70; 1971-1966; GM V-6 401  
Chev; JM70; 1971-1966; GM V-6 432  
Chev; JM70; 1971-1966; GM V-6 478  
Chev; JM80; 1971-1966; GM V-6 401  
Chev; JM80; 1971-1966; GM V-6 432  
Chev; JM80; 1971-1966; GM V-6 478  
Chev; T50; 1973; GM D478 Dsl  
Chev; T50; 1973; GM DH478 Dsl  
Chev; T60; 1975; GM D478 Dsl  
Chev; T60; 1973; GM D478 Dsl  
Chev; T60; 1975; GM DH478 Dsl  
Chev; T60; 1973-1974; GM DH478 Dsl  
Chev; T65; 1974; GM V-6 351  
Chev; T65; 1974; GM V-6 379  
Chev; TM65; 1972-1970; GM V-6 305  
Chev; TM65; 1972-1970; GM V-6 351  
Chev; TM65; 1972-1970; GM V-6 379  
Chev; TV70; 1968-1966; DetrDsl 6V-53  
Chev; U80; 1966; DetrDsl 6V-53  
Chev; W70; 1968-1966; DetrDsl 6V-53  
Chev; Y80; 1966; DetrDsl 6V-53  
GMC; CE9500; 1972-1966; V8-637  
GMC; DE9500; 1972-1966; V8-637  
GMC; FE9500; 1972-1966; V8-637  
GMC; HE9500; 1972-1966; V8-637  
GMC; HM7500; 1971-1966; V-6 305  
GMC; HM7500; 1971-1966; V-6 351  
GMC; HM7500; 1971-1966; V-6 379  
GMC; HM7500; 1971-1966; V-6 401  
GMC; HM7500; 1971-1966; V-6 432  
GMC; HM7500; 1971-1966; V-6 478  
GMC; HM8500; 1970-1966; V-6 305  
GMC; HM8500; 1970-1966; V-6 351  
GMC; HM8500; 1970-1966; V-6 379  
GMC; HM8500; 1971-1966; V-6 401  
GMC; HM8500; 1971-1966; V-6 432  
GMC; HM8500; 1971-1966; V-6 478  
GMC; HV7500; 1968-1966; DetrDsl 6V-53  
GMC; JE9500; 1972-1966; V8-637  
GMC; JM7500; 1970-1966; V-6 305  
GMC; JM7500; 1970-1966; V-6 351  
GMC; JM7500; 1970-1966; V-6 379  
GMC; JM7500; 1971-1966; V-6 401  
GMC; JM7500; 1971-1966; V-6 432  
GMC; JM7500; 1971-1966; V-6 478  
GMC; JM8500; 1971-1966; V-6 401  
GMC; JM8500; 1971-1966; V-6 432  
GMC; JM8500; 1971-1966; V-6 478  
GMC; JN7500; 1968-1966; DetrDsl 6V-53  
GMC; JN8500; 1968-1966; DetrDsl 6V-53  
GMC; JV7500; 1968-1966; DetrDsl 6V-53  
GMC; JV8500; 1968-1966; DetrDsl 6V-53  
GMC; ME9500; 1972-1970; V8-637  
GMC; ME9500; 1968-1966; V8-637  
GMC; TE9500; 1968; V8-637  
GMC; TG5500; 1975-1973; GMC D478 Dsl  
GMC; TG5500; 1975-1973; GMC DH478 Dsl  
GMC; TG6000; 1975-1973; GMC D478 Dsl  
GMC; TG6000; 1975-1970; GMC DH478 Dsl  
GMC; TM5500; 1974-1970; V-6 351  
GMC; TM5500; 1974-1970; V-6 379

**71307 - Continued**  
GMC; TM6000; 1974-1970; V-6 305  
GMC; TM6000; 1974-1970; V-6 351  
GMC; TM6000; 1974-1970; V-6 379  
GMC; TM6500; 1974-1970; V-6 305  
GMC; TM6500; 1974-1970; V-6 351  
GMC; TM6500; 1974-1970; V-6 379  
GMC; TV7500; 1968-1966; DetrDsl 6V-53  
GMC; WE9500; 1972; V8-637  
GMC; WV7500; 1967-1966; DetrDsl 6V-53

**71308**  
Cad; Fleetwood 75; 1963-1964; V8-390  
Chev; C&K Pickup; 1970; V8-396  
Chev; C&K Pickup; 1970-1969; V8-400  
Chev; P Van; 1975; L6-292  
Chev; Suburban; 1970; V8-396  
Chev; Suburban; 1970; V8-400  
Ford; Custom; 1966-1965; V8-289  
GMC; C&K Pickup; 1970-1967; V8-396  
GMC; P Van; 1975; L6-292  
GMC; Suburban; 1970; V8-396  
Intnatl; D Pickup; 1970-1969; L6-232  
Intnatl; D Pickup; 1969; L6-265  
Intnatl; 1010; 1971; L6-232  
Intnatl; 1010; 1973-1972; L6-258  
Pont; Grand Prix; 1966-1964; V8-389  
Pont; Grand Prix; 1966-1964; V8-421  
Pont; GTO; 1966; V8-389  
Chev; HJ70; 1967; GM D637 Dsl  
Chev; HJ70; 1971-1969; GM DH637 Dsl  
Chev; HJ70; 1967; GM DH637 Dsl  
Chev; JJ70; 1971-1967; GM D637 Dsl  
Chev; JJ70; 1971-1967; GM DH637 Dsl  
Chev; T60; 1975; GM D478 Dsl  
Chev; T60; 1975-1974; GM DH478 Dsl  
Chev; T65; 1974; GM V-6 351  
Chev; T65; 1974; GM V-6 379  
GMC; HJ7500; 1969-1967; GMC DH637 Dsl  
GMC; HJ9500; 1969-1966; GMC D637 Dsl  
GMC; HJ9500; 1969-1966; GMC DH637 Dsl  
GMC; JJ7500; 1969-1967; GMC D637 Dsl  
GMC; JJ7500; 1969-1967; GMC DH637 Dsl  
GMC; JJ9500; 1969-1966; GMC D637 Dsl  
GMC; JJ9500; 1969-1966; GMC DH637 Dsl  
GMC; TG5500; 1975-1974; GMC D478 Dsl  
GMC; TG6500; 1974; GMC D478 Dsl  
GMC; TG6500; 1974; GMC DH478 Dsl  
GMC; TM5500; 1974-1973; V-6 305

**71309**  
Jaguar; XJ6; 1979-1972; L6-258

**71313**  
Subaru; DL; 1984-1981; L4-1.6  
Subaru; DL; 1984-1981; L4-1.8  
Subaru; GL; 1984-1981; L4-1.8

**71315**  
Buick; Skyhawk; 1983-1982; L4-1.8  
Cad; Cimarron; 1982-1983; L4-1.8  
Chev; Cavalier; 1982-1983; L4-1.8  
Olds; Firenza; 1982-1983; L4-1.8  
Pont; 2000; 1983; L4-1.8  
Pont; 2000; 1983-1982; L4-2.0

**71316**  
Buick; Skyhawk; 1986-1984; L4-1.8  
Buick; Skyhawk; 1986-1984; L4-2.0  
Cad; Cimarron; 1984; L4-2.0  
Chev; Cavalier; 1984; L4-2.0  
Olds; Firenza; 1986-1984; L4-1.8  
Olds; Firenza; 1984; L4-2.0  
Pont; Sunbird; 1986-1985; L4-1.8  
Pont; 2000 Sunbird; 1984; L4-1.8  
Pont; 2000 Sunbird; 1984; L4-2.0



# Numerical Listing - Power Steering Hose Assemblies and End Fittings

| 71317  | 71350 - Continued   | 71350 - Continued  |
|--|---|--|
| <p>Cad; Cimarron; 1986-1985; V6-2.8<br/>Chev; Cavalier; 1986-1985; V6-2.8<br/>Olds; Firenza; 1986-1985; V6-2.8</p> <p style="text-align: center;"><b>71318</b></p> <p>Chev; Camaro; 1986-1982; L4-2.5<br/>Chev; Camaro; 1987-1982; V6-2.8<br/>Pont; Firebird; 1986-1982; V6-2.8</p> <p style="text-align: center;"><b>71319</b></p> <p>Buick; Electra; 1985; V6-3.0<br/>Buick; Electra; 1985-1986; V6-4.3 Dsl<br/>Buick; Lesabre; 1986; V6-3.8<br/>Cad; Deville; 1985; V6-4.3 Dsl<br/>Cad; Fleetwood; 1985; V6-4.3 Dsl<br/>Olds; Delta 88; 1986; V6-3.0<br/>Olds; Delta 88; 1986-1985; V6-3.8<br/>Olds; Ninety Eight; 1985; V6-4.3 Dsl</p> <p style="text-align: center;"><b>71320</b></p> <p>Buick; Skyhawk; 1985-1986; L4-1.8<br/>Cad; Cimarron; 1985; L4-2.0<br/>Cad; Cimarron; 1985; V6-2.8<br/>Chev; Cavalier; 1985; L4-2.0<br/>Chev; Cavalier; 1985; V6-2.8<br/>Olds; Calais; 1986-1985; L4-2.5<br/>Olds; Firenza; 1985; V6-2.8<br/>Pont; Grand Am; 1986-1985; L4-2.5<br/>Pont; Sunbird; 1985; L4-1.8<br/>Pont; Sunbird; 1985; L4-2.0<br/>Pont; 2000 Sunbird; 1984; L4-1.8<br/>Pont; 6000; 1982; L4-2.5</p> <p style="text-align: center;"><b>71322</b></p> <p>Buick; Century; 1986-1982; L4-2.5<br/>Buick; Skylark; 1985-1981; L4-2.5<br/>Chev; Caprice; 1990-1989; V6-4.3<br/>Chev; Caprice; 1989; V8-5.7<br/>Chev; Celebrity; 1986-1982; L4-2.5<br/>Chev; Celebrity; 1986-1981; V6-2.8<br/>Olds; Cutlass Ciera; 1986-1982; L4-2.5<br/>Olds; Omega; 1984-1982; L4-2.5<br/>Pont; Phoenix; 1984-1981; L4-2.5<br/>Pont; 6000; 1986-1983; L4-2.5<br/>Pont; 6000; 1986; V6-2.8</p> <p style="text-align: center;"><b>71324</b></p> <p>Ford; Custom 500; 1977-1975; V8-351<br/>Ford; Custom 500; 1977-1975; V8-400<br/>Ford; Ltd; 1977; V8-302<br/>Ford; Ltd; 1977-1975; V8-351<br/>Ford; Ltd; 1977-1975; V8-400<br/>Merc; Grand Marquis; 1977-1975; V8-400<br/>Merc; Marquis; 1977-1975; V8-400</p> <p style="text-align: center;"><b>71345</b></p> <p>Ford; Granada; 1976-1975; V8-302<br/>Merc; Monarch; 1976-1975; V8-302</p> <p style="text-align: center;"><b>71346</b></p> <p>Ford; Granada; 1977-1976; V8-302<br/>Merc; Monarch; 1977-1976; V8-302</p> <p style="text-align: center;"><b>71350</b></p> <p>Buick; Century; 1986-1982; L4-2.5<br/>Buick; Century; 1989-1987; V6-2.8<br/>Buick; Century; 1995-1985; V6-3.1<br/>Buick; Century; 1981-1980; V6-3.8<br/>Buick; Century; 1982-1980; V6-4.3 Dsl<br/>Buick; Century; 1980-1981; V8-5.0<br/>Buick; Century; 1981; V8-5.7 Dsl<br/>Buick; Electra; 1986-1980; V6-3.8<br/>Buick; Electra; 1985; V6-4.3 Dsl<br/>Buick; Electra; 1980; V8-4.9<br/>Buick; Electra; 1989-1981; V8-5.0</p> | <p>Buick; Electra; 1985-1977; V8-5.7 Dsl<br/>Buick; Estate Wagon; 1973-1972; V8-350<br/>Buick; Estate Wagon; 1979-1971; V8-403<br/>Buick; Lesabre; 1986; V6-3.0<br/>Buick; Lesabre; 1995-1991; V6-3.8<br/>Buick; Lesabre; 1986-1980; V6-3.8<br/>Buick; Lesabre; 1984-1980; V6-4.1<br/>Buick; Lesabre; 1982-1980; V8-4.4 (Canada)<br/>Buick; Lesabre; 1990-1980; V8-5.0<br/>Buick; Lesabre; 1985-1980; V8-5.7 Dsl<br/>Buick; Lesabre; 1971-1970; V8-455<br/>Buick; Park Ave.; 1995-1991; V6-3.8<br/>Buick; Regal; 1989-1988; V6-2.8<br/>Buick; Regal; 1995-1989; V6-3.1<br/>Buick; Regal; 1995-1994; V6-3.8<br/>Buick; Regal; 1991-1990; V6-3.8<br/>Buick; Regal; 1987-1980; V6-3.8<br/>Buick; Regal; 1984-1982; V6-4.1<br/>Buick; Regal; 1985-1980; V6-4.3 Dsl<br/>Buick; Regal; 1982-1980; V8-4.4 (Canada)<br/>Buick; Regal; 1987-1986; V8-5.0<br/>Buick; Regal; 1980; V8-5.0<br/>Buick; Regal; 1985-1982; V8-5.0 (Canada)<br/>Buick; Regal; 1985; V8-5.7 Dsl<br/>Buick; Regal; 1983-1981; V8-5.7 Dsl<br/>Buick; Riviera; 1985-1980; V6-3.8<br/>Buick; Riviera; 1984-1981; V6-4.1<br/>Buick; Riviera; 1985-1980; V8-5.0<br/>Buick; Riviera; 1980; V8-5.7<br/>Buick; Riviera; 1985-1981; V8-5.7 Dsl<br/>Buick; Skyhawk; 1986-1982; L4-1.8<br/>Buick; Skyhawk; 1989; L4-2.0<br/>Buick; Skyhawk; 1987-1982; L4-2.0<br/>Buick; Skyhawk; 1980; V6-3.8<br/>Buick; Skylark; 1987-1980; L4-2.5<br/>Buick; Skylark; 1988-1986; V6-3.0<br/>Buick; Skylark; 1994; V6-3.1<br/>Buick; Skylark; 1992-1989; V6-3.3<br/>Buick; Somerset; 1987-1985; L4-2.5<br/>Buick; Somerset Regal; 1985; V6-3.0<br/>Cad; Allante; 1993; V8-4.6<br/>Cad; Brougham; 1990-1987; V8-5.0<br/>Cad; Cimarron; 1982; L4-1.8<br/>Cad; Cimarron; 1986-1983; L4-2.0<br/>Cad; Cimarron; 1988-1985; V6-2.8<br/>Cad; Deville; 1982-1980; V6-4.1<br/>Cad; Deville; 1985-1982; V6-4.3 Dsl<br/>Cad; Deville; 1995-1991; V8-4.6<br/>Cad; Deville; 1984-1980; V8-5.7 Dsl<br/>Cad; Eldorado; 1982-1981; V6-4.1<br/>Cad; Eldorado; 1985-1982; V8-4.1<br/>Cad; Eldorado; 1995-1993; V8-4.6<br/>Cad; Eldorado; 1993; V8-4.9<br/>Cad; Eldorado; 1980; V8-5.7<br/>Cad; Eldorado; 1985-1980; V8-5.7 Dsl<br/>Cad; Fleetwood; 1982-1980; V6-4.1<br/>Cad; Fleetwood; 1985-1982; V6-4.3 Dsl<br/>Cad; Fleetwood; 1992-1991; V8-4.9<br/>Cad; Fleetwood; 1986-1980; V8-5.0<br/>Cad; Fleetwood; 1984-1980; V8-6.0<br/>Cad; Seville; 1982-1981; V6-4.1<br/>Cad; Seville; 1985-1982; V8-4.1<br/>Cad; Seville; 1995-1993; V8-4.6<br/>Cad; Seville; 1993; V8-4.9<br/>Cad; Seville; 1980; V8-5.7<br/>Cad; Seville; 1985-1980; V8-5.7 Dsl<br/>Cad; Sixty Special; 1993; V8-4.9<br/>Chev; Astro; 1990-1985; L4-2.5<br/>Chev; Astro; 1995-1986; V6-4.3<br/>Chev; BelAir; 1981-1980; V6-3.8 (Canada)<br/>Chev; Beretta; 1989-1987; L4-2.0<br/>Chev; Beretta; 1995-1994; L4-2.2<br/>Chev; Beretta; 1991-1987; L4-2.2<br/>Chev; Beretta; 1995-1990; V6-3.1<br/>Chev; Blazer; 1982-1980; L6-4.1<br/>Chev; Blazer; 1995; V6-4.3<br/>Chev; Blazer; 1982-1980; V8-5.0<br/>Chev; Blazer; 1982-1980; V8-5.7<br/>Chev; Blazer; 1982; V8-6.2 Dsl<br/>Chev; Blazer Compact; 1984-1983; L4-1.9<br/>Chev; Blazer Compact; 1988-1985; L4-2.5<br/>Chev; Blazer Compact; 1989-1983; V6-2.8</p> | <p>Chev; Blazer Full Size; 1991-1994; V8-6.2 Dsl<br/>Chev; C&amp;K Pickup; 1984-1980; L6-4.1<br/>Chev; C&amp;K Pickup; 1986-1980; L6-4.8<br/>Chev; C&amp;K Pickup; 1995-1988; V6-4.3<br/>Chev; C&amp;K Pickup; 1986-1985; V6-4.3<br/>Chev; C&amp;K Pickup; 1995-1988; V8-5.0<br/>Chev; C&amp;K Pickup; 1986-1980; V8-5.0<br/>Chev; C&amp;K Pickup; 1995-1988; V8-5.7<br/>Chev; C&amp;K Pickup; 1986-1980; V8-5.7<br/>Chev; C&amp;K Pickup; 1993-1988; V8-6.2 Dsl<br/>Chev; C&amp;K Pickup; 1986-1982; V8-6.2 Dsl<br/>Chev; C&amp;K Pickup; 1995-1992; V8-6.5 Dsl<br/>Chev; C&amp;K Pickup; 1980-1981; V8-6.6<br/>Chev; C&amp;K Pickup; 1995-1988; V8-7.4<br/>Chev; C&amp;K Pickup; 1986-1980; V8-7.4<br/>Chev; Camaro; 1986-1982; L4-2.5<br/>Chev; Camaro; 1989-1982; V6-2.8<br/>Chev; Camaro; 1992-1990; V6-3.1<br/>Chev; Camaro; 1981-1980; V6-3.8<br/>Chev; Camaro; 1992-1980; V8-5.0<br/>Chev; Camaro; 1992-1987; V8-5.7<br/>Chev; Camaro; 1981-1980; V8-5.7<br/>Chev; Caprice; 1984-1980; V6-3.8<br/>Chev; Caprice; 1985; V6-3.8 (Canada)<br/>Chev; Caprice; 1988-1985; V6-4.3<br/>Chev; Caprice; 1982-1980; V8-4.4<br/>Chev; Caprice; 1993-1980; V8-5.0<br/>Chev; Caprice; 1993-1990; V8-5.7<br/>Chev; Caprice; 1988-1986; V8-5.7<br/>Chev; Caprice; 1982; V8-5.7<br/>Chev; Caprice; 1980; V8-5.7<br/>Chev; Caprice; 1985-1980; V8-5.7 Dsl<br/>Chev; Cavalier; 1982; L4-1.8<br/>Chev; Cavalier; 1987-1983; L4-2.0<br/>Chev; Cavalier; 1989-1985; V6-2.8<br/>Chev; Cavalier; 1992-1990; V6-3.1<br/>Chev; Celebrity; 1985-1982; L4-2.5<br/>Chev; Celebrity; 1989-1987; V6-2.8<br/>Chev; Celebrity; 1985; V6-2.8<br/>Chev; Celebrity; 1990; V6-3.1<br/>Chev; Chevette; 1987-1981; L4-1.6<br/>Chev; Chevette; 1986-1981; L4-1.8 Dsl<br/>Chev; Citation; 1985-1980; L4-2.5<br/>Chev; Citation; 1985; V6-2.8<br/>Chev; Citation; 1981-1980; V6-2.8<br/>Chev; Corsica; 1989-1987; L4-2.0<br/>Chev; Corsica; 1995-1994; L4-2.2<br/>Chev; Corsica; 1991-1987; L4-2.2<br/>Chev; Corsica; 1995-1990; V6-3.1<br/>Chev; Corvette; 1980; V8-5.0<br/>Chev; Corvette; 1995-1990; V8-5.7<br/>Chev; Corvette; 1987-1984; V8-5.7<br/>Chev; Corvette; 1982-1980; V8-5.7<br/>Chev; El Camino; 1984-1980; V6-3.8<br/>Chev; El Camino; 1987-1985; V6-4.3<br/>Chev; El Camino; 1982-1980; V8-4.4<br/>Chev; El Camino; 1987-1980; V8-5.0<br/>Chev; El Camino; 1984-1985; V8-5.7 Dsl<br/>Chev; G Van; 1995-1980; V8-5.0<br/>Chev; G Van; 1995-1980; V8-5.7<br/>Chev; G Van; 1993-1983; V8-6.2 Dsl<br/>Chev; G Van; 1995-1994; V8-6.5 Dsl<br/>Chev; G Van; 1980; V8-6.6<br/>Chev; G Van; 1995-1988; V8-7.4<br/>Chev; Impala; 1984-1980; V6-3.8<br/>Chev; Impala; 1985; V6-3.8 (Canada)<br/>Chev; Impala; 1985; V6-4.3<br/>Chev; Impala; 1982-1980; V8-4.4<br/>Chev; Impala; 1985-1980; V8-5.0<br/>Chev; Impala; 1985-1980; V8-5.7<br/>Chev; Impala; 1985-1980; V8-5.7 Dsl<br/>Chev; Lumina; 1993-1990; L4-2.2<br/>Chev; Lumina; 1995-1990; V6-3.1<br/>Chev; Lumina; 1995-1991; V6-3.4<br/>Chev; Lumina APV; 1995-1990; V6-3.1<br/>Chev; Lumina APV; 1995-1992; V6-3.8<br/>Chev; Luv Pickup; 1982-1981; L4-1.8<br/>Chev; Malibu; 1983-1980; V6-3.8<br/>Chev; Malibu; 1983-1982; V6-4.3 Dsl<br/>Chev; Malibu; 1982-1980; V8-4.4<br/>Chev; Malibu; 1983-1980; V8-5.0<br/>Chev; Malibu; 1983-1982; V8-5.7 Dsl</p> |

**SYSTEM  
PUMP &  
GEAR  
IDENT.**

**SYSTEM &  
COM-  
PONENT  
IDENT.**

**PASS.  
CARS**

**LIGHT  
TRUCKS**

**MEDIUM/  
HEAVY  
TRUCKS**

**BUSES**

**HOSE  
NUMER-  
ICAL**

**REPAIR  
KITS**

**KIT  
NUMER-  
ICAL**

**ILLUST-  
RATIONS**

# Numerical Listing - Power Steering Hose Assemblies and End Fittings

|                                      | 71350 - Continued   | 71350 - Continued  | 71350 - Continued   |
|--------------------------------------|---|--|---|
| <b>SYSTEM PUMP &amp; GEAR IDENT.</b> | Chev; Monte Carlo; 1995; V6-3.1<br>Chev; Monte Carlo; 1995-1980; V6-3.4<br>Chev; Monte Carlo; 1987-1985; V6-3.8 (Canada)<br>Chev; Monte Carlo; 1988-1985; V6-4.3<br>Chev; Monte Carlo; 1983-1982; V6-4.3 Dsl<br>Chev; Monte Carlo; 1982-1980; V8-4.4<br>Chev; Monte Carlo; 1988-1980; V8-5.0<br>Chev; Monte Carlo; 1984-1982; V8-5.7 Dsl<br>Chev; Monza; 1980; L4-2.5<br>Chev; Monza; 1980; V6-3.8<br>Chev; Nova; 1988-1985; L4-1.6<br>Chev; P Van; 1991-1989; L4-3.9 Dsl<br>Chev; P Van; 1989-1980; L6-4.8<br>Chev; P Van; 1995-1990; V6-4.3<br>Chev; P Van; 1995-1980; V8-5.7<br>Chev; P Van; 1993-1982; V8-6.2 Dsl<br>Chev; P Van; 1995-1980; V8-6.5 Dsl<br>Chev; R&V Pickup; 1988-1987; L6-4.8<br>Chev; R&V Pickup; 1987; V6-4.3<br>Chev; R&V Pickup; 1987; V8-5.0<br>Chev; R&V Pickup; 1991-1987; V8-5.7<br>Chev; R&V Pickup; 1991-1987; V8-6.2 Dsl<br>Chev; R&V Pickup; 1991-1987; V8-7.4<br>Chev; S Pickup; 1985-1982; L4-1.9<br>Chev; S Pickup; 1984-1983; L4-2.0<br>Chev; S Pickup; 1995-1994; L4-2.2<br>Chev; S Pickup; 1985-1983; L4-2.2 Dsl<br>Chev; S Pickup; 1993-1985; L4-2.5<br>Chev; S Pickup; 1993-1982; V6-2.8<br>Chev; S Pickup; 1995-1988; V6-4.3<br>Chev; Spectrum; 1988-1985; L4-1.5<br>Chev; Suburban; 1987-1981; V8-5.0<br>Chev; Suburban; 1995-1982; V8-5.7<br>Chev; Suburban; 1995-1994; V8-6.5 Dsl<br>Chev; Suburban; 1980; V8-6.6<br>Chev; Suburban; 1995-1980; V8-7.4<br>Chev; Tahoe; 1995; V8-5.7<br>Chev; Tahoe; 1995; V8-6.5 Dsl<br>Chev; Tracker; 1992-1989; L4-1.6 (Canada)<br>Dodge; D & W Pickup; 1981; L6-3.7<br>Dodge; D & W Pickup; 1969-1968; L6-225<br>Dodge; D & W Pickup; 1968; L6-251<br>Dodge; D & W Pickup; 1978; V8-318<br>Dodge; D & W Pickup; 1969-1968; V8-318<br>Dodge; D & W Pickup; 1978; V8-360<br>Dodge; D & W Pickup; 1969-1968; V8-383<br>Ford; Gran Torino; 1976-1975; V8-351<br>Ford; Thunderbird; 1979-1978; V8-302<br>Ford; Thunderbird; 1978; V8-400<br>Ford; Torino; 1976-1975; V8-351<br>Geo; Metro; 1995-1989; L3-1.0<br>Geo; Prizm; 1995-1993; L4-1.8<br>Geo; Spectrum; 1989; L4-1.5<br>Geo; Storm; 1993-1990; L4-1.6<br>Geo; Storm; 1993-1992; L4-1.8<br>Geo; Tracker; 1995-1989; L4-1.6<br>GMC; C&K Pickup; 1984-1980; L6-4.1<br>GMC; C&K Pickup; 1986-1980; L6-4.8<br>GMC; C&K Pickup; 1995-1988; V6-4.3<br>GMC; C&K Pickup; 1986-1985; V6-4.3<br>GMC; C&K Pickup; 1995-1988; V8-5.0<br>GMC; C&K Pickup; 1986-1980; V8-5.0<br>GMC; C&K Pickup; 1995-1988; V8-5.7<br>GMC; C&K Pickup; 1986-1980; V8-5.7<br>GMC; C&K Pickup; 1993-1988; V8-6.2 Dsl<br>GMC; C&K Pickup; 1986-1982; V8-6.2 Dsl<br>GMC; C&K Pickup; 1995-1992; V8-6.5 Dsl<br>GMC; C&K Pickup; 1980-1981; V8-6.6<br>GMC; C&K Pickup; 1995-1988; V8-7.4<br>GMC; C&K Pickup; 1986-1980; V8-7.4<br>GMC; Caballero; 1984-1980; V6-3.8<br>GMC; Caballero; 1987-1985; V6-4.3<br>GMC; Caballero; 1982-1980; V8-4.4<br>GMC; Caballero; 1987-1980; V8-5.0<br>GMC; Caballero; 1984-1985; V8-5.7 Dsl<br>GMC; G Van; 1995-1980; V8-5.0<br>GMC; G Van; 1995-1980; V8-5.7<br>GMC; G Van; 1993-1983; V8-6.2 Dsl<br>GMC; G Van; 1995-1994; V8-6.5 Dsl<br>GMC; G Van; 1980; V8-6.6<br>GMC; G Van; 1995-1988; V8-7.4<br>GMC; Jimmy; 1982-1980; L6-4.1 | GMC; Jimmy; 1995-1992; V6-4.3<br>GMC; Jimmy; 1982-1980; V8-5.0<br>GMC; Jimmy; 1982-1980; V8-5.7<br>GMC; Jimmy; 1982; V8-6.2 Dsl<br>GMC; Jimmy Compact; 1984-1983; L4-1.9<br>GMC; Jimmy Compact; 1988-1985; L4-2.5<br>GMC; Jimmy Compact; 1989-1983; V6-2.8<br>GMC; Jimmy Compact; 1991-1983; V6-4.3<br>GMC; Jimmy Full Size; 1991-1983; V8-5.7<br>GMC; Jimmy Full Size; 1991-1983; V8-6.2 Dsl<br>GMC; P Van; 1991-1989; L4-3.9 Dsl<br>GMC; P Van; 1989-1980; L6-4.8<br>GMC; P Van; 1995-1990; V6-4.3<br>GMC; P Van; 1995-1980; V8-5.7<br>GMC; P Van; 1993-1982; V8-6.2 Dsl<br>GMC; P Van; 1995-1980; V8-6.5 Dsl<br>GMC; R&V Pickup; 1988-1987; L6-4.8<br>GMC; R&V Pickup; 1987; V6-4.3<br>GMC; R&V Pickup; 1987; V8-5.0<br>GMC; R&V Pickup; 1991-1987; V8-5.7<br>GMC; R&V Pickup; 1991-1987; V8-6.2 Dsl<br>GMC; R&V Pickup; 1991-1987; V8-7.4<br>GMC; S Pickup; 1985-1982; L4-1.9<br>GMC; S Pickup; 1984-1983; L4-2.0<br>GMC; S Pickup; 1985-1984; L4-2.2 Dsl<br>GMC; S Pickup; 1990-1985; L4-2.5<br>GMC; S Pickup; 1990-1982; V6-2.8<br>GMC; S Pickup; 1990-1988; V6-4.3<br>GMC; Safari; 1990-1985; L4-2.5<br>GMC; Safari; 1995-1985; V6-4.3<br>GMC; Sonoma; 1995-1991; L4-2.2<br>GMC; Sonoma; 1993-1991; V6-2.8<br>GMC; Sonoma; 1995-1991; V6-4.3<br>GMC; Suburban; 1987-1981; V8-5.0<br>GMC; Suburban; 1995-1982; V8-5.7<br>GMC; Suburban; 1995-1994; V8-6.5 Dsl<br>GMC; Suburban; 1980; V8-6.6<br>GMC; Suburban; 1995-1980; V8-7.4<br>GMC; Syclyone; 1992-1991; V6-4.3<br>GMC; Tracker; 1991-1990; L4-1.6 (Canada)<br>GMC; Typhoon; 1993-1992; V6-4.3<br>GMC; Yukon; 1995-1992; V8-5.7<br>GMC; Yukon; 1995-1994; V8-6.5 Dsl<br>Linc; Continental; 1972; V8-460<br>Olds; Achieva; 1994-1992; V6-3.1<br>Olds; Bravada; 1994-1991; V6-4.3<br>Olds; Calais; 1987-1985; L4-2.5<br>Olds; Calais; 1987-1985; V6-3.0<br>Olds; Custom Cruiser; 1990-1980; V8-5.0<br>Olds; Custom Cruiser; 1980; V8-5.7<br>Olds; Custom Cruiser; 1985-1980; V8-5.7 Dsl<br>Olds; Custom Cruiser; 1977; V8-403<br>Olds; Cutlass; 1987-1980; V6-3.8<br>Olds; Cutlass; 1984-1982; V6-4.3 Dsl<br>Olds; Cutlass; 1982-1980; V8-4.3<br>Olds; Cutlass; 1982-1981; V8-4.4 (Canada)<br>Olds; Cutlass; 1987-1982; V8-5.0<br>Olds; Cutlass; 1980; V8-5.0<br>Olds; Cutlass; 1980; V8-5.7<br>Olds; Cutlass; 1985-1980; V8-5.7 Dsl<br>Olds; Cutlass Calais; 1988; V6-3.0<br>Olds; Cutlass Calais; 1991-1989; V6-3.3<br>Olds; Cutlass Ciera; 1984-1982; L4-2.5<br>Olds; Cutlass Ciera; 1989-1987; V6-2.8<br>Olds; Cutlass Ciera; 1995-1985; V6-3.1<br>Olds; Cutlass Ciera; 1982; V6-4.3 Dsl<br>Olds; Cutlass Cruiser; 1994-1990; V6-3.1<br>Olds; Cutlass Cruiser; 1981; V6-3.8<br>Olds; Cutlass Cruiser; 1981-1980; V8-5.0<br>Olds; Cutlass Supreme; 1989-1988; V6-2.8<br>Olds; Cutlass Supreme; 1995-1989; V6-3.1<br>Olds; Cutlass Supreme; 1995-1991; V6-3.4<br>Olds; Cutlass Supreme; 1988; V8-5.0<br>Olds; Delta 88; 1986; V6-3.0<br>Olds; Delta 88; 1986-1980; V6-3.8<br>Olds; Delta 88; 1982-1980; V8-4.3<br>Olds; Delta 88; 1982-1981; V8-4.4 (Canada)<br>Olds; Delta 88; 1985-1980; V8-5.0<br>Olds; Delta 88; 1980; V8-5.7<br>Olds; Delta 88; 1985-1980; V8-5.7 Dsl<br>Olds; Eighty Eight; 1995-1990; V6-3.8<br>Olds; Firenza; 1986-1985; L4-1.8 | Olds; Firenza; 1983-1982; L4-1.8<br>Olds; Firenza; 1987-1983; L4-2.0<br>Olds; Firenza; 1987-1985; V6-2.8<br>Olds; Ninety Eight; 1995-1990; V6-3.8<br>Olds; Ninety Eight; 1986-1985; V6-3.8<br>Olds; Ninety Eight; 1983-1981; V6-4.1<br>Olds; Ninety Eight; 1985-1980; V6-4.3 Dsl<br>Olds; Ninety Eight; 1980; V8-5.7<br>Olds; Ninety Eight; 1984-1980; V8-5.7 Dsl<br>Olds; Omega; 1984-1980; L4-2.5<br>Olds; Silhouette; 1994-1990; V6-3.1<br>Olds; Silhouette; 1995-1992; V6-3.8<br>Olds; Starfire; 1980; L4-2.5<br>Olds; Starfire; 1980; V6-3.8<br>Olds; Toronado; 1984-1981; V6-4.1<br>Olds; Toronado; 1985-1980; V8-5.0<br>Olds; Toronado; 1980; V8-5.7<br>Olds; Toronado; 1985-1980; V8-5.7 Dsl<br>Ply; Grand Voyager; 1987; L4-2.2<br>Ply; Grand Voyager; 1989-1987; L4-2.5<br>Ply; Grand Voyager; 1995-1990; V6-3.3<br>Ply; Grand Voyager; 1995-1994; V6-3.8<br>Ply; Voyager; 1987-1984; L4-2.2<br>Ply; Voyager; 1990-1987; L4-2.5<br>Ply; Voyager; 1993-1991; V6-3.3<br>Pont; Acadian; 1986-1981; L4-1.8 Dsl (Canada)<br>Pont; Bonneville; 1995-1990; V6-3.8<br>Pont; Bonneville; 1986-1980; V6-3.8<br>Pont; Bonneville; 1982; V6-4.1<br>Pont; Bonneville; 1986; V6-4.3<br>Pont; Bonneville; 1981-1980; V8-4.3<br>Pont; Bonneville; 1980; V8-4.9<br>Pont; Bonneville; 1986-1983; V8-5.0<br>Pont; Bonneville; 1981-1980; V8-5.0<br>Pont; Bonneville; 1984-1980; V8-5.7 Dsl<br>Pont; Catalina; 1980; V8-4.9<br>Pont; Catalina; 1980; V8-5.7<br>Pont; Firebird; 1986-1982; L4-2.5<br>Pont; Firebird; 1989-1982; V6-2.8<br>Pont; Firebird; 1992-1989; V6-3.1<br>Pont; Firebird; 1981; V6-3.8<br>Pont; Firebird; 1981-1980; V8-4.9<br>Pont; Firebird; 1977; V8-301<br>Pont; Firebird; 1992-1980; V8-5.0<br>Pont; Firebird; 1992-1987; V8-5.7<br>Pont; Firebird; 1977-1985; V8-403<br>Pont; Grand Am; 1987-1985; V6-3.0<br>Pont; Grand Am; 1994-1992; V6-3.1<br>Pont; Grand Am; 1980; V8-4.9<br>Pont; Grand Am; 1980; V8-5.0<br>Pont; Grand Lemans; 1983-1982; V6-3.8 (Canada)<br>Pont; Grand Lemans; 1982-1980; V6-4.1 (Canada)<br>Pont; Grand Lemans; 1982-1980; V8-4.4 (Canada)<br>Pont; Grand Lemans; 1980; V8-5.0<br>Pont; Grand Lemans; 1983-1981; V8-5.0 (Canada)<br>Pont; Grand Lemans; 1983-1982; V8-5.7 Dsl (Canada)<br>Pont; Grand Prix; 1989-1988; V6-2.8<br>Pont; Grand Prix; 1995-1989; V6-3.1<br>Pont; Grand Prix; 1995-1991; V6-3.4<br>Pont; Grand Prix; 1987-1980; V6-3.8<br>Pont; Grand Prix; 1982; V6-4.1<br>Pont; Grand Prix; 1987-1986; V6-4.3<br>Pont; Grand Prix; 1981-1980; V8-4.3<br>Pont; Grand Prix; 1982-1980; V8-4.4 (Canada)<br>Pont; Grand Prix; 1987-1983; V8-5.0<br>Pont; Grand Prix; 1980; V8-5.0<br>Pont; Grand Prix; 1984-1981; V8-5.7 Dsl<br>Pont; Laurentian; 1981-1980; V8-4.4 (Canada)<br>Pont; Laurentian; 1980; V8-5.7 (Canada)<br>Pont; Lemans; 1993-1988; L4-1.6<br>Pont; Lemans; 1981-1980; V6-3.8<br>Pont; Lemans; 1980-1981; V8-5.0<br>Pont; Parisienne; 1984-1983; V6-3.8<br>Pont; Parisienne; 1985; V6-3.8 (Canada)<br>Pont; Parisienne; 1982-1980; V6-3.8 (Canada)<br>Pont; Parisienne; 1986-1985; V6-4.3<br>Pont; Parisienne; 1981-1980; V8-4.3 (Canada)<br>Pont; Parisienne; 1986-1980; V8-5.0<br>Pont; Parisienne; 1980; V8-5.7 (Canada) |
| <b>SYSTEM &amp; COMPONENT IDENT.</b> |   |  |   |
| <b>PASS. CARS</b>                    |   |  |   |
| <b>LIGHT TRUCKS</b>                  |   |  |   |
| <b>MEDIUM/HEAVY TRUCKS</b>           |   |  |   |
| <b>BUSES</b>                         |   |  |   |
| <b>HOSE NUMERICAL</b>                |   |  |   |
| <b>REPAIR KITS</b>                   |   |  |   |
| <b>KIT NUMERICAL</b>                 |   |  |   |
| <b>ILLUSTRATIONS</b>                 |   |  |   |



# Numerical Listing - Power Steering Hose Assemblies and End Fittings

| 71350 - Continued  | 71351 - Continued   | 71368  |
|--|---|--|
| <p>Pont; Parisienne; 1985-1980; V8-5.7 Dsl<br/>                     Pont; Phoenix; 1980; L4-2.5<br/>                     Pont; Phoenix; 1980; V6-2.8<br/>                     Pont; Safari; 1989-1985; V8-5.0<br/>                     Pont; Sunbird; 1989-1985; L4-2.0<br/>                     Pont; Sunbird; 1980; L4-2.5<br/>                     Pont; Sunbird; 1994-1980; V6-3.1<br/>                     Pont; Sunburst; 1988-1985; L4-1.5 (Canada)<br/>                     Pont; T1000; 1982-1981; L4-1.6<br/>                     Pont; Tempest; 1989-1987; L4-2.0 (Canada)<br/>                     Pont; Tempest; 1991-1987; L4-2.2 (Canada)<br/>                     Pont; Tempest; 1991-1990; V6-3.1 (Canada)<br/>                     Pont; Trans Sport; 1995-1990; V6-3.1<br/>                     Pont; Trans Sport; 1995-1992; V6-3.8<br/>                     Pont; 1000; 1987-1983; L4-1.6<br/>                     Pont; 2000; 1983; L4-1.8<br/>                     Pont; 2000; 1983-1984; L4-2.0<br/>                     Pont; 2000 Sunbird; 1984; L4-2.0<br/>                     Pont; 6000; 1989-1987; V6-2.8<br/>                     Pont; 6000; 1991-1981; V6-3.1<br/>                     Suzuki; Sidekick; 1995-1989; L4-1.6<br/>                     Toy.; Pickup; 1987; L4-2.4<br/>                     VW; Vanagon; 1983; L4-1.6 Dsl<br/>                     VW; Vanagon; 1983-1981; L4-2.0<br/>                     Chev; C50; 1982-1979; GM L6-4.8<br/>                     Chev; C50; 1979; GM V8-350<br/>                     Chev; C50; 1989-1980; GM V8-5.7<br/>                     Chev; C60; 1982-1979; GM L6-4.8<br/>                     Chev; C60; 1979; GM V8-350<br/>                     Chev; C60; 1989-1979; GM V8-5.7<br/>                     Chev; C60; 1989-1979; GM V8-6.0<br/>                     Chev; C60; 1979; GM V8-454<br/>                     Chev; P30; 1995; GM V8-6.5 Dsl<br/>                     GMC; C5000; 1982-1980; L6-4.8<br/>                     GMC; C5000; 1988; V8-5.7<br/>                     GMC; C5000; 1984-1979; V8-5.7<br/>                     GMC; C5000 C5D; 1979; V8-350<br/>                     GMC; C6000; 1988-1986; DetrDsl V8-8.2<br/>                     GMC; C6000; 1982-1980; DetrDsl V8-8.2<br/>                     GMC; C6000; 1988; V8-5.7<br/>                     GMC; C6000; 1984-1980; V8-5.7<br/>                     GMC; C6000; 1988; V8-6.0<br/>                     GMC; C6000; 1986-1979; V8-6.0<br/>                     GMC; C6000 C6D; 1979; V8-350<br/>                     GMC; C6000 C6D; 1979; V8-366<br/>                     GMC; C6000 C6D; 1979; V8-427<br/>                     GMC; C6000 C6D; 1979; V8-454<br/>                     GMC; C7000; 1988-1986; DetrDsl V8-8.2<br/>                     GMC; C7000; 1982-1981; DetrDsl V8-8.2<br/>                     GMC; C7000; 1988; V8-6.0<br/>                     GMC; C7000; 1986-1980; V8-6.0<br/>                     GMC; C7000; 1988; V8-7.0<br/>                     GMC; C7000; 1986-1979; V8-7.0<br/>                     GMC; C7000 C7D; 1979; V8-427<br/>                     GMC; C7000 C7D; 1979; V8-454<br/>                     GMC; P3500; 1995; V8-6.5 Dsl</p> | <p>Chev; Luv Pickup; 1982-1981; L4-1.8<br/>                     Chev; Malibu; 1983-1982; V6-4.3 Dsl<br/>                     Chev; S Pickup; 1985-1983; L4-2.2 Dsl<br/>                     Chev; S Pickup; 1993-1985; L4-2.5<br/>                     Chry; Imperial; 1991; V6-3.3<br/>                     Chry; New Yorker; 1993-1991; V6-3.3<br/>                     Chry; New Yorker; 1993-1991; V6-3.8<br/>                     Daihatsu; Charade; 1992-1989; L3-1.0<br/>                     Daihatsu; Charade; 1992-1989; L4-1.3<br/>                     GMC; G Van; 1986-1985; V6-4.3<br/>                     GMC; Jimmy Compact; 1988-1985; L4-2.5<br/>                     GMC; S Pickup; 1985-1984; L4-2.2 Dsl<br/>                     GMC; S Pickup; 1990-1985; L4-2.5<br/>                     GMC; Safari; 1995-1990; V6-4.3<br/>                     GMC; Sonoma; 1993-1991; L4-2.5<br/>                     Olds; Cutlass; 1984-1982; V6-4.3 Dsl<br/>                     Olds; Cutlass Ciera; 1984-1982; V6-4.3 Dsl<br/>                     Olds; Firenza; 1986-1985; V6-2.8<br/>                     Olds; Ninety Eight; 1985; V6-4.3 Dsl<br/>                     Pont; Acadian; 1987-1981; L4-1.6 (Canada)<br/>                     Pont; Acadian; 1986-1981; L4-1.8 Dsl (Canada)<br/>                     Pont; Firebird; 1986-1982; L4-2.5<br/>                     Pont; T1000; 1982-1981; L4-1.6<br/>                     Pont; 1000; 1987-1984; L4-1.6<br/>                     Pont; 6000; 1984-1982; V6-4.3 Dsl<br/>                     Suzuki; Sidekick; 1995-1992; L4-1.6<br/>                     Chev; Bison; 1980-1979; Cat 3406 Dsl<br/>                     Chev; Bruin; 1980-1979; Cat 3208 Dsl<br/>                     Chev; Bruin; 1979-1980; GM V8-427<br/>                     Chev; C70; 1980-1979; Cat 3208 Dsl<br/>                     Chev; C70; 1979-1980; GM V8-366<br/>                     Chev; Titan; 1980-1979; Cat 3406 Dsl</p> <p style="text-align: center;"><b>71352</b></p> <p>Renault; Alliance; 1987-1985; L4-1.7<br/>                     Renault; Alliance; 1987-1985; L4-2.0</p> <p style="text-align: center;"><b>71353</b></p> <p>Toy.; Van; 1989-1986; L4-2.2</p> <p style="text-align: center;"><b>71354</b></p> <p>Toy.; Camry; 1991-1987; L4-2.0</p> <p style="text-align: center;"><b>71357</b></p> <p>Toy.; Van; 1989-1987; L4-2.2</p> <p style="text-align: center;"><b>71360</b></p> <p>BMW; 318i; 1991; L4-1.8<br/>                     BMW; 318i; 1985-1984; L4-1.8</p> <p style="text-align: center;"><b>71361</b></p> <p>BMW; 325; 1988-1984; L6-2.7</p> <p style="text-align: center;"><b>71362</b></p> <p>Mazda; 323; 1989-1986; L4-1.6<br/>                     Merc; Capri; 1994-1991; L4-1.6<br/>                     Merc; Tracer; 1989-1987; L4-1.6</p> <p style="text-align: center;"><b>71363</b></p> <p>Mazda; 626; 1987-1986; L4-2.0</p> <p style="text-align: center;"><b>71364</b></p> <p>Mazda; B2000 Pickup; 1987-1986; L4-2.0<br/>                     Mazda; B2200 Pickup; 1993-1987; L4-2.2</p> <p style="text-align: center;"><b>71365</b></p> <p>Mazda; B2600 Pickup; 1988-1987; L4-2.6</p> <p style="text-align: center;"><b>71366</b></p> <p>Mazda; RX-7; 1988-1986; 2-Rotor 1.3</p> | <p>Peug; 505; 1987-1982; L4-2.0<br/>                     Peug; 505; 1980; L4-2.0<br/>                     Peug; 505; 1990-1987; L4-2.2<br/>                     Peug; 505; 1983-1980; L4-2.3 Dsl<br/>                     Peug; 505; 1989-1987; V6-2.8</p> <p style="text-align: center;"><b>71369</b></p> <p>Saab; 900; 1993-1981; L4-2.0<br/>                     Saab; 900; 1993-1991; L4-2.1</p> <p style="text-align: center;"><b>71370</b></p> <p>Niss; Stanza; 1989-1986; L4-2.0</p> <p style="text-align: center;"><b>71372</b></p> <p>Isuzu; Pickup; 1987-1983; L4-1.9<br/>                     Isuzu; Pickup; 1987-1986; L4-2.3</p> <p style="text-align: center;"><b>71373</b></p> <p>Isuzu; Impulse; 1987-1985; L4-1.9</p> <p style="text-align: center;"><b>71376</b></p> <p>Chev; Spectrum; 1988-1985; L4-1.5<br/>                     Geo; Spectrum; 1989; L4-1.5<br/>                     Isuzu; I-Mark; 1989-1985; L4-1.5<br/>                     Isuzu; I-Mark; 1989; L4-1.6<br/>                     Isuzu; I-Mark; 1985; L4-1.8<br/>                     Pont; Sunburst; 1988-1985; L4-1.5 (Canada)</p> <p style="text-align: center;"><b>71377</b></p> <p>Subaru; DL; 1989-1985; L4-1.8<br/>                     Subaru; GL; 1987-1986; L4-1.6<br/>                     Subaru; GL; 1989-1985; L4-1.8<br/>                     Subaru; GL-10; 1989-1985; L4-1.8<br/>                     Subaru; Loyale; 1994-1985; L4-1.8</p> <p style="text-align: center;"><b>71378</b></p> <p>Subaru; XT; 1991-1985; L4-1.8</p> <p style="text-align: center;"><b>71380</b></p> <p>Audi; Coupe; 1987-1981; L5-2.2<br/>                     Audi; Coupe; 1987; L5-2.3<br/>                     Audi; Quattro; 1985-1983; L5-2.2<br/>                     Audi; 4000; 1987-1980; L5-2.2<br/>                     Audi; 5000; 1983-1979; L5-2.0 Dsl<br/>                     Audi; 5000; 1979-1978; L5-131<br/>                     Audi; 5000; 1983-1980; L5-2.2<br/>                     VW; Quantum; 1988-1982; L5-2.2</p> <p style="text-align: center;"><b>71381</b></p> <p>Audi; 5000; 1985-1984; L5-2.0 Dsl (Canada)<br/>                     Audi; 5000; 1988-1984; L5-2.2<br/>                     Audi; 5000; 1988-1987; L5-2.3</p> <p style="text-align: center;"><b>71382</b></p> <p>Audi; 5000; 1985-1984; L5-2.0 Dsl (Canada)<br/>                     Audi; 5000; 1988-1984; L5-2.2<br/>                     Audi; 5000; 1988-1987; L5-2.3</p> <p style="text-align: center;"><b>71385</b></p> <p>Mits; Van; 1990-1987; L4-2.4</p> <p style="text-align: center;"><b>71388</b></p> <p>Dodge; D50 Pickup; 1980-1979; L4-2.6<br/>                     Dodge; Ram 50 Pickup; 1986-1981; L4-2.6<br/>                     Mits; Pickup; 1986-1983; L4-2.6</p> <p style="text-align: center;"><b>71389</b></p> <p>Dodge; Ram 50 Pickup; 1989-1987; L4-2.0<br/>                     Dodge; Ram 50 Pickup; 1993-1990; L4-2.4<br/>                     Mits; Pickup; 1989-1987; L4-2.0<br/>                     Mits; Pickup; 1995-1990; L4-2.4</p> |
| <b>71351</b>   |   |  |
| <p>Buick; Century; 1985-1982; V6-4.3 Dsl<br/>                     Buick; Electra; 1985; V6-4.3 Dsl<br/>                     Buick; Regal; 1987-1983; V6-3.8<br/>                     Cad; Cimarron; 1982; L4-1.8<br/>                     Cad; Cimarron; 1984-1983; L4-2.0<br/>                     Cad; Cimarron; 1986-1985; V6-2.8<br/>                     Cad; Deville; 1985; V6-4.3 Dsl<br/>                     Cad; Deville; 1985-1982; V8-4.1<br/>                     Cad; Eldorado; 1986-1982; V8-4.1<br/>                     Cad; Fleetwood; 1985; V6-4.3 Dsl<br/>                     Cad; Fleetwood; 1985-1982; V8-4.1<br/>                     Cad; Fleetwood; 1984-1982; V8-6.0<br/>                     Cad; Seville; 1986-1982; V8-4.1<br/>                     Chev; Astro; 1986-1985; L4-2.5<br/>                     Chev; Astro; 1995-1990; V6-4.3<br/>                     Chev; Astro; 1985; V6-4.3<br/>                     Chev; Blazer Compact; 1988-1985; L4-2.5<br/>                     Chev; Camaro; 1986-1982; L4-2.5<br/>                     Chev; Cavalier; 1985; L4-2.0<br/>                     Chev; Celebrity; 1985-1982; V6-4.3 Dsl<br/>                     Chev; Chevette; 1987-1983; L4-1.6<br/>                     Chev; Chevette; 1986-1983; L4-1.8 Dsl<br/>                     Chev; Corvette; 1995-1985; V8-5.7</p>   |   |  |

- SYSTEM PUMP & GEAR IDENT.
- SYSTEM & COMPONENT IDENT.
- PASS. CARS
- LIGHT TRUCKS
- MEDIUM/HEAVY TRUCKS
- BUSES
- HOSE NUMERICAL
- REPAIR KITS
- KIT NUMERICAL
- ILLUSTRATIONS

# Numerical Listing - Power Steering Hose Assemblies and End Fittings

| <b>SYSTEM PUMP &amp; GEAR IDENT.</b> | <b>71392</b>             | Acura; Integra; 1989-1986; L4-1.6   |  |
|--------------------------------------|--------------------------|---|--|
|                                      | <b>71393</b>             | Jeep; Wrangler; 1987; L6-4.2  |  |
|                                      | <b>71394</b>             | Jeep; Cherokee; 1986; L4-2.5<br>Jeep; Comanche; 1986; L4-2.5<br>Jeep; Wagoneer; 1986; L4-2.5  |  |
| <b>SYSTEM &amp; COMPONENT IDENT.</b> | <b>71395</b>             | Jeep; Cherokee; 1990-1987; L6-4.0<br>Jeep; Comanche; 1990-1987; L6-4.0<br>Jeep; Wagoneer; 1990-1987; L6-4.0   |  |
|                                      | <b>71396</b>             | Jeep; Cherokee; 1990-1987; L4-2.5<br>Jeep; Comanche; 1990-1987; L4-2.5<br>Jeep; Wagoneer; 1987; L4-2.5  |  |
| <b>PASS. CARS</b>                    | <b>71397</b>             | Dodge; Dakota; 1991-1987; V6-3.9  |  |
|                                      | <b>71398</b>             | Dodge; Dakota; 1991-1987; V6-3.9<br>Dodge; Dakota; 1990-1989; V8-5.2  |  |
| <b>LIGHT TRUCKS</b>                  | <b>71399</b>             | Dodge; D & W Pickup; 1991; V6-3.9<br>Dodge; D & W Pickup; 1993-1985; V8-5.9<br>Dodge; Ramcharger; 1991; V8-5.2<br>Dodge; Ramcharger; 1993-1985; V8-5.9  |  |
|                                      | <b>71400</b>             | Pont; Grand Am; 1989; L4-2.0  |  |
| <b>MEDIUM/HEAVY TRUCKS</b>           | <b>71401</b>             | Buick; Skylark; 1988; L4-2.3<br>Olds; Cutlass Calais; 1988; L4-2.3<br>Pont; Grand Am; 1988; L4-2.3  |  |
|                                      | <b>71402</b>             | Chev; Blazer; 1982-1980; V8-5.0<br>Chev; Blazer; 1982-1980; V8-5.7<br>Chev; Blazer Full Size; 1987-1983; V8-5.0<br>Chev; Blazer Full Size; 1991-1983; V8-5.7<br>Chev; C&K Pickup; 1986-1980; V8-5.0<br>Chev; C&K Pickup; 1986-1980; V8-5.7<br>Chev; C&K Pickup; 1980-1981; V8-6.6<br>Chev; R&V Pickup; 1987; V8-5.0<br>Chev; R&V Pickup; 1991-1987; V8-5.7<br>Chev; R&V Pickup; 1991-1989; V8-7.4<br>Chev; Suburban; 1987-1981; V8-5.0<br>Chev; Suburban; 1991-1980; V8-5.7<br>Chev; Suburban; 1980-1989; V8-6.6<br>GMC; C&K Pickup; 1986-1980; V8-5.0<br>GMC; C&K Pickup; 1986-1980; V8-5.7<br>GMC; C&K Pickup; 1980; V8-6.6<br>GMC; Jimmy; 1982-1980; V8-5.7<br>GMC; Jimmy Full Size; 1987-1983; V8-5.0<br>GMC; Jimmy Full Size; 1991-1983; V8-5.7<br>GMC; R&V Pickup; 1987; V8-5.0<br>GMC; R&V Pickup; 1991-1987; V8-5.7<br>GMC; R&V Pickup; 1991-1989; V8-7.4<br>GMC; Suburban; 1987-1981; V8-5.0<br>GMC; Suburban; 1991-1980; V8-5.7<br>GMC; Suburban; 1980-1989; V8-6.6 |  |
| <b>BUSES</b>                         | <b>71403</b>             | Buick; Skylark; 1989; L4-2.3<br>Olds; Cutlass Calais; 1989; L4-2.3<br>Pont; Grand Am; 1989; L4-2.3  |  |
|                                      | <b>71404</b>             | Chev; Blazer; 1995-1988; V6-4.3<br>Chev; S Pickup; 1995-1988; V6-4.3<br>GMC; Jimmy; 1995-1988; V6-4.3<br>GMC; S Pickup; 1990-1988; V6-4.3<br>GMC; Sonoma; 1995-1991; V6-4.3<br>GMC; Typhoon; 1993-1992; V6-4.3<br>Olds; Bravada; 1994-1991; V6-4.3  |  |
| <b>HOSE NUMERICAL</b>                | <b>71405</b>             | Buick; Skylark; 1988-1987; L4-2.5<br>Buick; Somerset; 1987; L4-2.5<br>Olds; Calais; 1987-1988; L4-2.5<br>Pont; Grand Am; 1988-1987; L4-2.5  |  |
|                                      | <b>71406</b>             | Buick; Skyhawk; 1988-1987; L4-2.0<br>Chev; Cavalier; 1988; L4-2.0<br>Olds; Firenza; 1988; L4-2.0<br>Pont; Grand Am; 1988; L4-2.0  |  |
| <b>REPAIR KITS</b>                   | <b>71407</b>             | Buick; Skylark; 1988-1987; L4-2.5<br>Buick; Somerset; 1987; L4-2.5<br>Olds; Calais; 1987-1988; L4-2.5<br>Pont; Grand Am; 1988-1987; L4-2.5  |  |
|                                      | <b>71408</b>             | Chev; Corvette; 1990-1988; V8-5.7   |  |
| <b>KIT NUMERICAL</b>                 | <b>71409</b>             | Buick; Skylark; 1991-1989; L4-2.5<br>Olds; Cutlass Calais; 1991-1989; L4-2.5<br>Pont; Grand Am; 1991-1989; L4-2.5   |  |
|                                      | <b>71410</b>             | Buick; Skylark; 1989; L4-2.0<br>Chev; Beretta; 1995-1992; L4-2.2<br>Chev; Cavalier; 1989; L4-2.0<br>Chev; Cavalier; 1994-1990; L4-2.2<br>Chev; Corsica; 1995-1992; L4-2.2   |  |
| <b>ILLUSTRATIONS</b>                 | <b>71411</b>             | Chev; Beretta; 1989-1988; L4-2.0<br>Chev; Beretta; 1991-1988; L4-2.2<br>Chev; Corsica; 1991-1990; L4-2.2<br>Pont; Tempest; 1989-1988; L4-2.0 (Canada)<br>Pont; Tempest; 1991-1990; L4-2.2 (Canada)  |  |
|                                      | <b>71412</b>             | Buick; Skylark; 1995-1988; L4-2.3<br>Chev; Beretta; 1994-1992; L4-2.3<br>Olds; Achieva; 1995-1990; L4-2.3<br>Pont; Grand Am; 1995-1988; L4-2.3<br>Pont; Grand Prix; 1991-1990; L4-2.3   |  |
|                                      | <b>71413</b>             | Ford; F Pickup; 1989-1988; V8-7.3 Dsl   |  |
|                                      | <b>71414</b>             | Ford; F Pickup; 1995-1988; V8-7.3 Dsl<br>Ford; F Pickup; 1995-1988; V8-7.5<br>Ford; Super Duty Pickup; 1995-1988; V8-7.3 Dsl<br>Ford; Super Duty Pickup; 1995-1988; V8-7.5<br>Ford; F Super Duty; 1995; V8-7.3 Dsl<br>Ford; F Super Duty; 1995; V8-7.5<br>Ford; F Super Duty; 1989-1988; V8-7.5   |  |
|                                      | <b>71415</b>             | Chev; Blazer Full Size; 1994-1988; V8-5.7<br>Chev; C&K Pickup; 1995-1988; V6-4.3<br>Chev; C&K Pickup; 1995-1988; V8-5.0<br>Chev; C&K Pickup; 1995-1988; V8-5.7<br>Chev; C&K Pickup; 1991-1988; V8-6.2 Dsl<br>Chev; Suburban; 1995-1988; V8-5.7<br>Chev; Tahoe; 1995; V8-5.7<br>GMC; C&K Pickup; 1995-1988; V6-4.3<br>GMC; C&K Pickup; 1995-1988; V8-5.0<br>GMC; C&K Pickup; 1995-1988; V8-5.7<br>GMC; C&K Pickup; 1991-1988; V8-6.2 Dsl<br>GMC; Suburban; 1995-1992; V8-5.7   |  |
|                                      | <b>71416</b>             | Chev; Blazer; 1982-1980; V8-5.0<br>Chev; Blazer; 1982-1980; V8-5.7<br>Chev; Blazer Full Size; 1987-1983; V8-5.0<br>Chev; Blazer Full Size; 1991-1983; V8-5.7<br>Chev; C&K Pickup; 1986-1980; V8-5.0<br>Chev; C&K Pickup; 1986-1980; V8-5.7<br>Chev; C&K Pickup; 1980-1981; V8-6.6<br>Chev; R&V Pickup; 1987; V8-5.0<br>Chev; R&V Pickup; 1991-1987; V8-5.7<br>Chev; R&V Pickup; 1991-1989; V8-7.4<br>Chev; Suburban; 1987-1981; V8-5.0<br>Chev; Suburban; 1991-1980; V8-5.7<br>Chev; Suburban; 1980-1989; V8-6.6<br>GMC; C&K Pickup; 1986-1980; V8-5.0<br>GMC; C&K Pickup; 1986-1980; V8-5.7<br>GMC; C&K Pickup; 1980; V8-6.6<br>GMC; Jimmy; 1982-1980; V8-5.7<br>GMC; Jimmy Full Size; 1987-1983; V8-5.0<br>GMC; Jimmy Full Size; 1991-1983; V8-5.7<br>GMC; R&V Pickup; 1987; V8-5.0<br>GMC; R&V Pickup; 1991-1987; V8-5.7<br>GMC; R&V Pickup; 1991-1989; V8-7.4<br>GMC; Suburban; 1987-1981; V8-5.0<br>GMC; Suburban; 1991-1980; V8-5.7<br>GMC; Suburban; 1980-1989; V8-6.6 |  |
|                                      | <b>71417</b>             | Chev; Blazer; 1982-1980; V8-5.0<br>Chev; Blazer; 1982-1980; V8-5.7<br>Chev; Blazer Full Size; 1987-1983; V8-5.0<br>Chev; Blazer Full Size; 1991-1983; V8-5.7<br>Chev; C&K Pickup; 1986-1980; V8-5.0<br>Chev; C&K Pickup; 1986-1980; V8-5.7<br>Chev; C&K Pickup; 1980-1981; V8-6.6<br>Chev; R&V Pickup; 1987; V8-5.0<br>Chev; R&V Pickup; 1991-1987; V8-5.7<br>Chev; R&V Pickup; 1991-1989; V8-7.4<br>Chev; Suburban; 1987-1981; V8-5.0<br>Chev; Suburban; 1991-1980; V8-5.7<br>Chev; Suburban; 1980-1989; V8-6.6<br>GMC; C&K Pickup; 1986-1980; V8-5.0<br>GMC; C&K Pickup; 1986-1980; V8-5.7<br>GMC; C&K Pickup; 1980; V8-6.6<br>GMC; Jimmy; 1982-1980; V8-5.7<br>GMC; Jimmy Full Size; 1987-1983; V8-5.0<br>GMC; Jimmy Full Size; 1991-1983; V8-5.7<br>GMC; R&V Pickup; 1987; V8-5.0<br>GMC; R&V Pickup; 1991-1987; V8-5.7<br>GMC; R&V Pickup; 1991-1989; V8-7.4<br>GMC; Suburban; 1987-1981; V8-5.0<br>GMC; Suburban; 1991-1980; V8-5.7<br>GMC; Suburban; 1980-1989; V8-6.6 |  |
|                                      | <b>71417 - Continued</b> | GMC; Yukon; 1995-1992; V8-5.7   |  |
|                                      | <b>71420</b>             | Ford; E Van; 1991-1987; V8-5.0<br>Ford; E Van; 1987; V8-5.8<br>Ford; E Van; 1987; V8-7.5  |  |
|                                      | <b>71421</b>             | Niss; Stanza; 1988-1986; L4-2.0   |  |
|                                      | <b>71422</b>             | Chev; Camaro; 1989-1988; V6-2.8<br>Chev; Camaro; 1992-1990; V6-3.1<br>Chev; Camaro; 1992-1988; V8-5.0<br>Chev; Caprice; 1990-1989; V6-4.3<br>Pont; Firebird; 1989-1988; V6-2.8<br>Pont; Firebird; 1992-1990; V6-3.1<br>Pont; Firebird; 1992-1988; V8-5.0  |  |
|                                      | <b>71424</b>             | Ford; Bronco; 1991-1990; L6-4.9<br>Ford; Bronco Full Size; 1990; V8-5.0<br>Ford; F Pickup; 1992-1990; V8-5.0<br>Ford; F Pickup; 1992-1990; V8-5.8   |  |
|                                      | <b>71425</b>             | Ford; Country Squire; 1991-1990; V8-5.0<br>Merc; Colony Park; 1991-1990; V8-5.0   |  |
|                                      | <b>71426</b>             | Ford; Probe; 1989; L4-2.2<br>Mazda; MX-6; 1988; L4-2.2  |  |
|                                      | <b>71427</b>             | Ford; Probe; 1992-1989; L4-2.2<br>Mazda; MX-6; 1992-1988; L4-2.2<br>Mazda; 626; 1992-1988; L4-2.2   |  |
|                                      | <b>71428</b>             | Ford; Escort; 1990; L4-1.9  |  |
|                                      | <b>71429</b>             | Ford; Tempo; 1990-1988; L4-2.3<br>Merc; Topaz; 1990-1988; L4-2.3  |  |
|                                      | <b>71430</b>             | Pont; Sunbird; 1994-1990; L4-2.0  |  |
|                                      | <b>71431</b>             | Buick; Skylark; 1990; L4-2.3<br>Olds; Cutlass Calais; 1990; L4-2.3<br>Pont; Grand Am; 1990; L4-2.3  |  |
|                                      | <b>71432</b>             | Dodge; B Van; 1987-1984; L6-3.7<br>Dodge; B Van; 1991-1988; V6-3.9<br>Dodge; B Van; 1991-1984; V8-5.2<br>Dodge; B Van; 1991-1984; V8-5.9  |  |
|                                      | <b>71434</b>             | Lexus; ES250; 1991-1990; V6-2.5<br>Toy.; Camry; 1991-1988; V6-2.5   |  |
|                                      | <b>71435</b>             | Toy.; Corolla; 1992-1988; L4-1.6  |  |
|                                      | <b>71436</b>             | Isuzu; Pickup; 1994-1991; V6-3.1<br>Isuzu; Trooper; 1991-1989; V6-2.8   |  |

# Numerical Listing - Power Steering Hose Assemblies and End Fittings

|  |  |  |
|--|--|--|
| <p><b>71437</b><br/>Mazda; RX-7; 1991-1986; 2-Rotor 1.3</p> <p><b>71438</b><br/>Mazda; 929; 1989-1988; V6-3.0</p> <p><b>71439</b><br/>Dodge; Colt; 1992-1989; L4-1.5<br/>Eagle; Summit; 1992-1989; L4-1.5<br/>Eagle; Vista; 1992-1989; L4-1.5 (Canada)<br/>Mits; Mirage; 1992-1989; L4-1.5<br/>Mits; Mirage; 1992-1991; L4-1.6<br/>Mits; Mirage; 1989; L4-1.6<br/>Ply; Colt; 1992-1989; L4-1.5</p> <p><b>71440</b><br/>Geo; Prizm; 1992-1989; L4-1.6<br/>Toy.; Corolla; 1992-1988; L4-1.6</p> <p><b>71442</b><br/>Ford; F Pickup; 1995-1990; V8-7.3 Dsl<br/>Ford; F Pickup; 1995-1990; V8-7.5<br/>Ford; Super Duty Pickup; 1995-1990; V8-7.3 Dsl<br/>Ford; Super Duty Pickup; 1995-1990; V8-7.5<br/>Ford; F Super Duty; 1995; V8-7.3 Dsl<br/>Ford; F Super Duty; 1995; V8-7.5</p> <p><b>71443</b><br/>Ford; F Pickup; 1992-1990; V8-7.3 Dsl<br/>Ford; Super Duty Pickup; 1992-1990; V8-7.3 Dsl</p> <p><b>71444</b><br/>Linc; Town Car; 1990; V8-5.0</p> <p><b>71445</b><br/>Niss; Maxima; 1994-1989; V6-3.0</p> <p><b>71446</b><br/>Niss; Maxima; 1991-1989; V6-3.0</p> <p><b>71448</b><br/>Geo; Storm; 1991-1990; L4-1.6<br/>Isuzu; Impulse; 1992-1991; L4-1.6</p> <p><b>71449</b><br/>Niss; Stanza; 1992-1990; L4-2.4</p> <p><b>71550</b><br/>Eagle; Talon; 1994-1990; L4-2.0<br/>Eagle; 2000 GTX; 1992-1991; L4-2.0 (Canada)<br/>Mits; Eclipse; 1994-1990; L4-2.0<br/>Mits; Galant; 1992-1988; L4-2.0<br/>Ply; Laser; 1994-1990; L4-2.0</p> <p><b>71551</b><br/>Cad; Brougham; 1990; V8-5.7</p> <p><b>71552</b><br/>Olds; Cutlass Ciera; 1989-1990; L4-2.5<br/>Pont; Grand Prix; 1991-1990; L4-2.3</p> <p><b>71554</b><br/>Honda; Passport; 1995-1994; L4-2.6<br/>Isuzu; Amigo; 1993-1989; L4-2.3<br/>Isuzu; Amigo; 1994-1989; L4-2.6<br/>Isuzu; Pickup; 1995-1988; L4-2.3<br/>Isuzu; Pickup; 1995-1988; L4-2.6<br/>Isuzu; Rodeo; 1995-1991; L4-2.6<br/>Isuzu; Trooper; 1991-1990; L4-2.6<br/>Isuzu; Trooper II; 1987-1986; L4-2.3<br/>Isuzu; Trooper II; 1989-1988; L4-2.6</p> | <p><b>71555</b><br/>Ford; Bronco; 1992-1990; V8-5.8<br/>Ford; F Pickup; 1992-1990; V8-5.8</p> <p><b>71556</b><br/>Ford; F Pickup; 1995-1991; V8-7.5<br/>Ford; Super Duty Pickup; 1995-1990; V8-7.5<br/>Ford; F Super Duty; 1995; V8-7.5</p> <p><b>71557</b><br/>Ford; Ranger; 1991-1990; L4-2.3</p> <p><b>71660</b><br/>Geo; Storm; 1993-1990; L4-1.6<br/>Isuzu; Stylus; 1993-1991; L4-1.6</p> <p><b>71661</b><br/>GMC; Tracker; 1991-1990; L4-1.6 (Canada)<br/>Suzuki; Sidekick; 1995-1989; L4-1.6</p> <p><b>71663</b><br/>Ford; Mustang; 1990; L4-2.3</p> <p><b>71664</b><br/>Ford; Mustang; 1990; V8-5.0</p> <p><b>71665</b><br/>Ford; Probe; 1992-1990; V6-3.0</p> <p><b>71666</b><br/>Linc; Mark VII; 1992-1990; V8-5.0</p> <p><b>71667</b><br/>Chev; C&amp;K Pickup; 1995-1988; V6-4.3<br/>GMC; C&amp;K Pickup; 1995-1988; V6-4.3</p> <p><b>71668</b><br/>Chev; Blazer Full Size; 1994-1992; V8-5.7<br/>Chev; C&amp;K Pickup; 1995-1988; V8-5.0<br/>Chev; C&amp;K Pickup; 1995-1988; V8-5.7<br/>Chev; Suburban; 1995-1992; V8-5.7<br/>Chev; Tahoe; 1995; V8-5.7<br/>GMC; C&amp;K Pickup; 1995-1988; V8-5.0<br/>GMC; C&amp;K Pickup; 1995-1988; V8-5.7<br/>GMC; Suburban; 1995-1992; V8-5.7<br/>GMC; Yukon; 1995-1992; V8-5.7</p> <p><b>71669</b><br/>Chev; G Van; 1991-1987; V6-4.3<br/>GMC; G Van; 1991-1987; V6-4.3</p> <p><b>71770</b><br/>Chev; G Van; 1991-1990; V8-5.7<br/>GMC; G Van; 1991-1990; V8-5.7</p> <p><b>71771</b><br/>Chev; Astro; 1995-1990; V6-4.3<br/>GMC; Safari; 1995-1990; V6-4.3</p> <p><b>71772</b><br/>Chev; Blazer Full Size; 1991-1990; V8-6.2 Dsl<br/>GMC; Jimmy Full Size; 1991-1990; V8-6.2 Dsl</p> <p><b>71773</b><br/>Toy.; Celica; 1993-1990; L4-2.0<br/>Toy.; Celica; 1993-1990; L4-2.2</p> <p><b>71774</b><br/>Niss; Axxess; 1990; L4-2.4<br/>Niss; Axxess; 1992-1991; L4-2.4 (Canada)</p> | <p><b>71775</b><br/>Niss; Sentra; 1990-1989; L4-1.6</p> <p><b>71776</b><br/>Toy.; Celica; 1989-1986; L4-2.0</p> <p><b>71777</b><br/>Chev; Corvette; 1995-1992; V8-5.7</p> <p><b>71778</b><br/>Chev; Corvette; 1991-1990; V8-5.7</p> <p><b>71779</b><br/>Chev; Astro; 1994-1992; V6-4.3<br/>GMC; Safari; 1994-1992; V6-4.3</p> <p><b>71780</b><br/>Buick; Skylark; 1995-1994; V6-3.1<br/>Chev; Beretta; 1989-1988; V6-2.8<br/>Chev; Beretta; 1995-1988; V6-3.1<br/>Chev; Corsica; 1995-1990; V6-3.1<br/>Olds; Achieva; 1995-1994; V6-3.1<br/>Pont; Grand Am; 1995-1994; V6-3.1<br/>Pont; Tempest; 1989-1988; V6-2.8 (Canada)<br/>Pont; Tempest; 1991-1990; V6-3.1 (Canada)</p> <p><b>71782</b><br/>Geo; Prizm; 1995-1993; L4-1.6<br/>Geo; Prizm; 1995-1993; L4-1.8<br/>Toy.; Corolla; 1995-1993; L4-1.6<br/>Toy.; Corolla; 1995-1993; L4-1.8</p> <p><b>71783</b><br/>Asuna; Sunfire; 1993; L4-1.8 (Canada)<br/>Geo; Storm; 1993-1992; L4-1.8<br/>Isuzu; Impulse; 1992; L4-1.8<br/>Isuzu; Stylus; 1992; L4-1.8</p> <p><b>71784</b><br/>Chev; Corvette; 1995-1992; V8-5.7</p> <p><b>71785</b><br/>Olds; Achieva; 1993-1992; L4-2.3<br/>Pont; Grand Am; 1993-1992; L4-2.3</p> <p><b>71786</b><br/>Chev; G Van; 1993-1992; V8-6.2 Dsl<br/>GMC; G Van; 1993-1992; V8-6.2 Dsl</p> <p><b>71787</b><br/>Chev; Astro; 1991-1990; V6-4.3<br/>GMC; Safari; 1991-1990; V6-4.3</p> <p><b>71788</b><br/>Chev; G Van; 1995-1992; V8-5.7<br/>Chev; G Van; 1995-1992; V8-6.5 Dsl<br/>GMC; G Van; 1995-1992; V8-5.7<br/>GMC; G Van; 1995-1992; V8-6.5 Dsl</p> <p><b>71789</b><br/>Chev; G Van; 1995-1992; V8-5.0<br/>Chev; G Van; 1995-1992; V8-5.7<br/>Chev; G Van; 1995-1992; V8-7.4<br/>GMC; G Van; 1995-1992; V8-5.0<br/>GMC; G Van; 1995-1992; V8-5.7<br/>GMC; G Van; 1995-1992; V8-7.4</p> <p><b>71790</b><br/>Chev; G Van; 1995-1992; V6-4.3<br/>GMC; G Van; 1995-1992; V6-4.3</p> |
|--|--|--|

**SYSTEM  
PUMP &  
GEAR  
IDENT.**

**SYSTEM &  
COM-  
PONENT  
IDENT.**

**PASS.  
CARS**

**LIGHT  
TRUCKS**

**MEDIUM/  
HEAVY  
TRUCKS**

**BUSES**

**HOSE  
NUMER-  
ICAL**

**REPAIR  
KITS**

**KIT  
NUMER-  
ICAL**

**ILLUST-  
RATIONS**

# Numerical Listing - Power Steering Hose Assemblies and End Fittings

| <b>SYSTEM PUMP &amp; GEAR IDENT.</b> | <b>71791</b><br>Chev; Caprice; 1993-1992; V6-4.3  | <b>71805 - Continued</b><br>Dodge; Dynasty; 1993-1990; V6-3.3   | <b>71821</b><br>Jeep; Wrangler; 1995-1991; L4-2.5  |
|--------------------------------------|---|---|--|
| <b>SYSTEM &amp; COMPONENT IDENT.</b> | <b>71792</b><br>Buick; Roadmaster; 1991; V8-5.0<br>Buick; Roadmaster; 1993-1992; V8-5.7<br>Cad; Fleetwood; 1993; V8-5.7<br>Chev; Caprice; 1993-1991; V8-5.0<br>Chev; Caprice; 1993-1991; V8-5.7<br>Olds; Custom Cruiser; 1992; V8-5.0   | <b>71806</b><br>Dodge; Colt; 1994-1993; L4-1.5<br>Dodge; Colt; 1995; L4-1.5 (Canada)<br>Eagle; Summit; 1995-1993; L4-1.5<br>Mits; Mirage; 1995-1993; L4-1.5<br>Ply; Colt; 1994-1993; L4-1.5   | <b>71822</b><br>Jeep; Wrangler; 1995-1991; L6-4.0  |
| <b>PASS. CARS</b>                    | <b>71793</b><br>Buick; Skylark; 1993-1992; L4-2.3<br>Chev; Beretta; 1993-1992; L4-2.3<br>Olds; Achieva; 1993-1992; L4-2.3<br>Pont; Grand Am; 1993-1992; L4-2.3  | <b>71807</b><br>Dodge; Colt; 1994-1993; L4-1.8<br>Eagle; Summit; 1995-1993; L4-1.8<br>Mits; Mirage; 1995-1993; L4-1.8<br>Ply; Colt; 1994-1993; L4-1.8   | <b>71823</b><br>Jeep; Cherokee; 1995-1991; L4-2.5  |
| <b>LIGHT TRUCKS</b>                  | <b>71794</b><br>Chev; Beretta; 1991-1990; L4-2.3  | <b>71808</b><br>Eagle; Summit; 1995-1992; L4-1.8<br>Mits; Expo; 1994-1992; L4-1.8<br>Ply; Colt; 1994-1992; L4-1.8   | <b>71824</b><br>Jeep; Cherokee; 1995-1991; L6-4.0  |
| <b>MEDIUM/HEAVY TRUCKS</b>           | <b>71795</b><br>Buick; Skylark; 1991; L4-2.3<br>Olds; Cutlass Calais; 1991; L4-2.3<br>Pont; Grand Am; 1991; L4-2.3  | <b>71809</b><br>Dodge; Colt; 1994-1993; L4-2.4 (Canada)<br>Eagle; Summit; 1995-1993; L4-2.4<br>Mits; Expo; 1994-1993; L4-1.8<br>Mits; Expo; 1995-1993; L4-2.4<br>Ply; Colt; 1994-1993; L4-2.4   | <b>71825</b><br>Jeep; Grand Cherokee; 1993; L6-4.0   |
| <b>BUSES</b>                         | <b>71796</b><br>Chev; Camaro; 1995-1993; V6-3.4<br>Pont; Firebird; 1995-1993; V6-3.4  | <b>71810</b><br>Dodge; Ram 50 Pickup; 1991-1990; V6-3.0   | <b>71826</b><br>Jeep; Grand Cherokee; 1995-1993; L6-4.0<br>Jeep; Grand Wagoneer; 1993; V8-5.2  |
| <b>HOSE NUMERICAL</b>                | <b>71797</b><br>Chev; Camaro; 1995-1993; V8-5.7<br>Pont; Firebird; 1995-1993; V8-5.7  | <b>71811</b><br>Eagle; Talon; 1994-1993; L4-1.8<br>Eagle; 2000 GTX; 1993-1992; L4-2.0 (Canada)<br>Mits; Eclipse; 1994-1990; L4-1.8<br>Mits; Expo; 1992; L4-1.8<br>Mits; Expo; 1994-1989; L4-2.4<br>Ply; Colt; 1992; L4-2.4<br>Ply; Laser; 1994-1990; L4-1.8 | <b>71827</b><br>Ford; Crown Victoria; 1994-1992; V8-4.6<br>Linc; Town Car; 1993-1991; V8-4.6<br>Merc; Grand Marquis; 1994-1992; V8-4.6 |
| <b>REPAIR KITS</b>                   | <b>71798</b><br>Pont; Sunfire; 1995; L4-2.3<br>Saturn; S-Series; 1995-1991; L4-1.9  | <b>71812</b><br>Dodge; Stealth; 1995-1991; V6-3.0<br>Mits; Diamante; 1995-1992; V6-3.0<br>Mits; 3000GT; 1995-1991; V6-3.0   | <b>71828</b><br>Ford; Tempo; 1991; L4-2.3<br>Merc; Topaz; 1991; L4-2.3   |
| <b>KIT NUMERICAL</b>                 | <b>71799</b><br>Saturn; S-Series; 1995-1991; L4-1.9   | <b>71813</b><br>Dodge; Stealth; 1995-1991; V6-3.0<br>Mits; Diamante; 1995-1992; V6-3.0  | <b>71829</b><br>Ford; Taurus; 1992-1989; V6-3.0  |
| <b>ILLUSTRATIONS</b>                 | <b>71800</b><br>Buick; Skylark; 1993-1989; V6-3.3<br>Olds; Achieva; 1993-1989; V6-3.3<br>Pont; Grand Am; 1993-1992; V6-3.3  | <b>71814</b><br>Dodge; B Van; 1993-1992; V6-3.9   | <b>71830</b><br>Ford; Taurus; 1995-1993; V6-3.0  |
|                                      | <b>71801</b><br>Cad; Brougham; 1992-1991; V8-5.0  | <b>71815</b><br>Dodge; Dakota; 1991; V8-5.2   | <b>71831</b><br>Ford; Taurus; 1995-1993; V6-3.2  |
|                                      | <b>71802</b><br>Dodge; Monaco; 1992-1991; V6-3.0<br>Eagle; Premier; 1992-1991; V6-3.0   | <b>71816</b><br>Dodge; Dakota; 1995-1992; V6-3.9  | <b>71832</b><br>Ford; Mustang; 1990; V8-5.0  |
|                                      | <b>71803</b><br>Dodge; Viper; 1995-1992; V10-8.0  | <b>71817</b><br>Dodge; Dakota; 1995-1992; V8-5.2  | <b>71833</b><br>Ford; Mustang; 1993-1991; L4-2.3   |
|                                      | <b>71804</b><br>Chry; Daytona; 1993; V6-3.0 (Canada)<br>Chry; Dynasty; 1989-1988; V6-3.0 (Canada)<br>Chry; Lebaron; 1995-1993; V6-3.0<br>Dodge; Daytona; 1993; V6-3.0<br>Dodge; Dynasty; 1993; V6-3.0<br>Dodge; Dynasty; 1989-1988; V6-3.0<br>Dodge; Shadow; 1994-1993; V6-3.0<br>Dodge; Spirit; 1995-1993; V6-3.0<br>Ply; Acclaim; 1995-1993; V6-3.0 | <b>71818</b><br>Dodge; D & W Pickup; 1991-1990; V6-3.9  | <b>71834</b><br>Ford; Mustang; 1993-1991; V8-5.0   |
|                                      | <b>71805</b><br>Chry; Dynasty; 1993-1990; V6-3.3 (Canada)<br>Chry; Imperial; 1993-1991; V6-3.8<br>Chry; New Yorker; 1993-1990; V6-3.3<br>Chry; New Yorker; 1993-1991; V6-3.8  | <b>71819</b><br>Dodge; D & W Pickup; 1993-1991; L6-5.9 Dsl  | <b>71835</b><br>Ford; Mustang; 1993-1991; V8-5.0   |
|                                      |   | <b>71820</b><br>Dodge; D & W Pickup; 1993-1992; V6-3.9  | <b>71836</b><br>Linc; Continental; 1984; V8-5.0<br>Linc; Mark VII; 1984; V8-5.0  |
|                                      |   |   | <b>71837</b><br>Ford; Probe; 1993; V6-2.5<br>Mazda; MX-6; 1995-1993; V6-2.5<br>Mazda; 626; 1995-1993; V6-2.5                           |
|                                      |   |   | <b>71838</b><br>Ford; EXP; 1988; L4-1.9  |
|                                      |   |   | <b>71840</b><br>Ford; Escort; 1995-1991; L4-1.9<br>Merc; Tracer; 1995-1991; L4-1.9   |
|                                      |   |   | <b>71841</b><br>Ford; Escort; 1995-1991; L4-1.9  |



# Numerical Listing - Power Steering Hose Assemblies and End Fittings

|   |   |  |
|---|---|--|
| <p style="text-align: center;"><b>71841 - Continued</b></p> <p>Merc; Tracer; 1995-1991; L4-1.8<br/>Merc; Tracer; 1995-1991; L4-1.9</p> <p style="text-align: center;"><b>71842</b></p> <p>Ford; Aerostar; 1990; V6-4.0</p> <p style="text-align: center;"><b>71843</b></p> <p>Ford; Aerostar; 1993-1992; V6-3.0</p> <p style="text-align: center;"><b>71844</b></p> <p>Ford; Aerostar; 1995-1991; V6-4.0</p> <p style="text-align: center;"><b>71846</b></p> <p>Ford; E Van; 1994-1992; V8-5.0</p> <p style="text-align: center;"><b>71847</b></p> <p>Ford; E Van; 1992-1990; V8-7.3 Dsl</p> <p style="text-align: center;"><b>71849</b></p> <p>Ford; E Van; 1995-1992; V8-7.5</p> <p style="text-align: center;"><b>71850</b></p> <p>Ford; Bronco; 1992-1990; L6-4.9<br/>Ford; F Pickup; 1992-1991; L6-4.9</p> <p style="text-align: center;"><b>71851</b></p> <p>Ford; Bronco; 1995-1993; V8-5.0<br/>Ford; Bronco; 1995-1993; V8-5.8<br/>Ford; F Pickup; 1995-1993; V8-5.0<br/>Ford; F Pickup; 1995-1993; V8-5.8</p> <p style="text-align: center;"><b>71852</b></p> <p>Ford; F Pickup; 1995-1990; V8-7.3 Dsl<br/>Ford; F Pickup; 1995-1990; V8-7.5</p> <p style="text-align: center;"><b>71853</b></p> <p>Ford; F Pickup; 1992-1990; V8-7.3 Dsl<br/>Ford; F Pickup; 1992-1990; V8-7.5</p> <p style="text-align: center;"><b>71854</b></p> <p>Ford; F Pickup; 1995-1993; V8-7.3 Dsl<br/>Ford; F Pickup; 1993; V8-7.5</p> <p style="text-align: center;"><b>71857</b></p> <p>Mazda; MX-3; 1995-1992; L4-1.6<br/>Mazda; Protege; 1994-1990; L4-1.8<br/>Mazda; 323; 1994-1990; L4-1.6<br/>Mazda; 323; 1995-1993; L4-1.6 (Canada)<br/>Mazda; 323; 1991-1990; L4-1.8 (Canada)</p> <p style="text-align: center;"><b>71858</b></p> <p>Mazda; RX-7; 1991-1989; 2-Rotor 1.3</p> <p style="text-align: center;"><b>71859</b></p> <p>Mazda; MX-5 Miata; 1993-1990; L4-1.6<br/>Mazda; MX-5 Miata; 1995-1994; L4-1.8</p> <p style="text-align: center;"><b>71860</b></p> <p>Mazda; MPV; 1994-1989; L4-2.6<br/>Mazda; MPV; 1995; L4-2.6 (Canada)</p> <p style="text-align: center;"><b>71861</b></p> <p>Mazda; MPV; 1995-1989; V6-3.0</p> <p style="text-align: center;"><b>71862</b></p> <p>Mazda; MPV; 1995-1989; V6-3.0</p> | <p style="text-align: center;"><b>71863</b></p> <p>Mazda; B2600i Pickup; 1993-1989; L4-2.6</p> <p style="text-align: center;"><b>71864</b></p> <p>Mazda; MX-3; 1993-1992; V6-1.8</p> <p style="text-align: center;"><b>71865</b></p> <p>Mits; Montero; 1995-1989; V6-3.0</p> <p style="text-align: center;"><b>71866</b></p> <p>Dodge; Ram 50 Pickup; 1993-1990; L4-2.4<br/>Mits; Pickup; 1994-1990; V6-3.0</p> <p style="text-align: center;"><b>71867</b></p> <p>Saab; 9000; 1991-1990; L4-2.3</p> <p style="text-align: center;"><b>71869</b></p> <p>Niss; Pulsar NX; 1990-1989; L4-1.6</p> <p style="text-align: center;"><b>71870</b></p> <p>Niss; Van; 1988-1987; L4-2.4</p> <p style="text-align: center;"><b>71871</b></p> <p>Niss; Van; 1988-1987; L4-2.4</p> <p style="text-align: center;"><b>71872</b></p> <p>Niss; 240SX; 1993-1991; L4-2.4</p> <p style="text-align: center;"><b>71873</b></p> <p>Niss; Pulsar NX; 1987; L4-1.6<br/>Niss; Pulsar NX; 1989-1988; L4-1.8</p> <p style="text-align: center;"><b>71874</b></p> <p>Niss; NX; 1993-1991; L4-1.6<br/>Niss; Sentra; 1994-1991; L4-1.6</p> <p style="text-align: center;"><b>71875</b></p> <p>Niss; NX; 1993-1991; L4-2.0<br/>Niss; Sentra; 1994-1991; L4-2.0</p> <p style="text-align: center;"><b>71876</b></p> <p>Toy.; Tercel; 1988-1983; L4-1.5</p> <p style="text-align: center;"><b>71877</b></p> <p>Toy.; Pickup; 1995-1990; V6-3.0<br/>Toy.; 4 Runner; 1995-1990; V6-3.0</p> <p style="text-align: center;"><b>71878</b></p> <p>Ford; Bronco Compact; 1990; V6-2.9<br/>Ford; Explorer; 1994-1991; V6-4.0<br/>Ford; Ranger; 1995-1992; L4-2.3<br/>Ford; Ranger; 1992-1990; V6-2.9<br/>Ford; Ranger; 1995-1991; V6-3.0<br/>Ford; Ranger; 1995-1990; V6-4.0<br/>Mazda; B2300 Pickup; 1995-1994; L4-2.3<br/>Mazda; Navajo; 1994-1991; V6-4.0</p> <p style="text-align: center;"><b>80019</b></p> <p>Ford; Tempo; 1991-1990; L4-2.3<br/>Merc; Topaz; 1991-1990; L4-2.3</p> <p style="text-align: center;"><b>80020</b></p> <p>Ford; Tempo; 1994-1992; L4-2.3<br/>Ford; Tempo; 1994-1992; V6-3.0<br/>Merc; Topaz; 1994-1992; L4-2.3<br/>Merc; Topaz; 1994-1992; V6-3.0</p> <p style="text-align: center;"><b>80021</b></p> <p>Ford; Taurus; 1995-1993; V6-3.2</p> | <p style="text-align: center;"><b>80022</b></p> <p>Ford; Falcon; 1964; V8-260<br/>Ford; Mustang; 1964; V8-260<br/>Merc; Comet; 1964; V8-260</p> <p style="text-align: center;"><b>80023</b></p> <p>Ford; Falcon; 1965; L6-170<br/>Ford; Falcon; 1965-1963; L6-200<br/>Ford; Falcon; 1965; V8-289<br/>Ford; Falcon Ranchoero; 1965; L6-170<br/>Ford; Falcon Ranchoero; 1965-1963; L6-200<br/>Ford; Falcon Ranchoero; 1965-1964; V8-289<br/>Ford; Mustang; 1966-1964; L6-200<br/>Ford; Mustang; 1966-1964; V8-289<br/>Merc; Comet; 1964; V8-260</p> <p style="text-align: center;"><b>80024</b></p> <p>Ford; Fairlane; 1966; L6-170<br/>Ford; Fairlane; 1966; V8-289<br/>Ford; Falcon; 1966-1967; V8-289<br/>Ford; Ranchoero; 1967-1966; L6-200<br/>Ford; Ranchoero; 1966; V8-289<br/>Merc; Comet; 1967-1966; L6-200</p> <p style="text-align: center;"><b>80025</b></p> <p>Ford; Fairlane; 1967; V8-289<br/>Ford; Falcon; 1967; V8-289<br/>Ford; Mustang; 1967; V8-289<br/>Ford; Ranchoero; 1967; V8-289<br/>Merc; Comet; 1967; V8-289<br/>Merc; Cougar; 1967; V8-289</p> <p style="text-align: center;"><b>80026</b></p> <p>Ford; Falcon; 1970; V8-302<br/>Ford; Falcon; 1970; V8-351<br/>Ford; Falcon; 1970-1969; V8-429<br/>Ford; Ranchoero; 1971-1970; V8-429<br/>Merc; Cougar; 1969; V8-302<br/>Merc; Montego; 1971-1970; V8-429</p> <p style="text-align: center;"><b>80027</b></p> <p>Ford; Granada; 1977; L6-200<br/>Ford; Granada; 1977; L6-250<br/>Ford; Maverick; 1977-1976; L6-250<br/>Merc; Comet; 1977; L6-200<br/>Merc; Comet; 1977; L6-250<br/>Merc; Monarch; 1977-1976; L6-250</p> <p style="text-align: center;"><b>80028</b></p> <p>Ford; Granada; 1977-1976; L6-200<br/>Ford; Granada; 1980-1976; L6-4.1<br/>Ford; Granada; 1980-1976; V8-4.2<br/>Ford; Granada; 1980; V8-5.0<br/>Ford; Granada; 1977; V8-351<br/>Ford; Maverick; 1977-1976; L6-250<br/>Linc; Versailles; 1979-1977; V8-302<br/>Linc; Versailles; 1980; V8-5.0<br/>Linc; Versailles; 1977; V8-351<br/>Merc; Comet; 1977; L6-200<br/>Merc; Comet; 1977-1976; L6-250<br/>Merc; Monarch; 1980-1976; L6-4.1<br/>Merc; Monarch; 1980-1976; V8-4.2<br/>Merc; Monarch; 1980; V8-5.0<br/>Merc; Monarch; 1977-1976; V8-351</p> <p style="text-align: center;"><b>80029</b></p> <p>Ford; Granada; 1978; L6-250<br/>Ford; Granada; 1980-1976; V8-4.2<br/>Ford; Granada; 1980; V8-5.0<br/>Ford; Granada; 1977-1976; V8-351<br/>Merc; Comet; 1977-1976; V8-302<br/>Merc; Monarch; 1978; L6-250<br/>Merc; Monarch; 1980-1976; V8-4.2<br/>Merc; Monarch; 1980; V8-5.0<br/>Merc; Monarch; 1977-1976; V8-351</p> |
|---|---|--|

**SYSTEM  
PUMP &  
GEAR  
IDENT.**

**SYSTEM &  
COM-  
PONENT  
IDENT.**

**PASS.  
CARS**

**LIGHT  
TRUCKS**

**MEDIUM/  
HEAVY  
TRUCKS**

**BUSES**

**HOSE  
NUMER-  
ICAL**

**REPAIR  
KITS**

**KIT  
NUMER-  
ICAL**

**ILLUSTRATIONS**



# Numerical Listing - Power Steering Hose Assemblies and End Fittings

|                                      | <b>80030</b>  | <b>80031 - Continued</b>  | <b>80044</b>  |              |
|--------------------------------------|---|---|---|--------------|
| <b>SYSTEM PUMP &amp; GEAR IDENT.</b> | Ford; Granada; 1977; L6-200<br>Ford; Granada; 1980-1976; L6-4.1<br>Ford; Granada; 1978-1977; V8-302<br>Ford; Maverick; 1977-1976; L6-250<br>Merc; Comet; 1977; L6-200<br>Merc; Comet; 1977; L6-250<br>Merc; Monarch; 1980-1976; L6-4.1<br>Merc; Monarch; 1978-1977; V8-302<br>Merc; Monarch; 1977; V8-351   | Merc; Marquis; 1978-1973; V8-460<br>Merc; Monarch; 1976-1975; L6-200<br>Merc; Monarch; 1975-1972; L6-250<br>Merc; Montego; 1974-1972; V8-302<br>Merc; Montego; 1976-1972; V8-351<br>Merc; Montego; 1976-1972; V8-400<br>Merc; Montego; 1976-1973; V8-460<br>Merc; Monterey; 1973-1972; V8-351<br>Merc; Monterey; 1974-1972; V8-400<br>Merc; Monterey; 1974-1973; V8-460 | Olds; Achieva; 1994; L4-2.3<br>Pont; Grand Am; 1994; L4-2.3   |              |
| <b>SYSTEM &amp; COMPONENT IDENT.</b> | <b>80031</b>  | <b>80032</b>  | <b>80046</b>  |              |
| <b>PASS. CARS</b>                    | Ford; Country Sedan; 1972; V8-302<br>Ford; Country Sedan; 1974-1972; V8-351<br>Ford; Country Sedan; 1974-1972; V8-400<br>Ford; Country Sedan; 1974-1972; V8-460<br>Ford; Country Squire; 1974-1972; V8-351<br>Ford; Country Squire; 1974-1972; V8-400<br>Ford; Country Squire; 1974-1972; V8-460<br>Ford; Custom; 1972; V8-351<br>Ford; Custom; 1972; V8-400<br>Ford; Custom; 1972; V8-429<br>Ford; Custom 500; 1972; V8-302<br>Ford; Custom 500; 1979-1972; V8-302 (Canada)<br>Ford; Custom 500; 1979-1972; V8-351 (Canada)<br>Ford; Custom 500; 1978; V8-400 (Canada)<br>Ford; Custom 500; 1973-1972; V8-429<br>Ford; Custom 500; 1976-1973; V8-460<br>Ford; Custom 500; 1978; V8-460 (Canada)<br>Ford; Elite; 1976-1975; V8-351<br>Ford; Galaxie 500; 1972; V8-302<br>Ford; Galaxie 500; 1974-1972; V8-351<br>Ford; Galaxie 500; 1974-1972; V8-400<br>Ford; Galaxie 500; 1974-1972; V8-460<br>Ford; Gran Torino; 1974-1972; V8-302<br>Ford; Gran Torino; 1976-1972; V8-351<br>Ford; Gran Torino; 1976-1972; V8-400<br>Ford; Gran Torino; 1976-1973; V8-460<br>Ford; Granada; 1975; L6-200<br>Ford; Granada; 1975; L6-250<br>Ford; Ltd; 1978-1977; V8-302<br>Ford; Ltd; 1972; V8-302<br>Ford; Ltd; 1978-1972; V8-351<br>Ford; Ltd; 1978-1972; V8-400<br>Ford; Ltd; 1978-1973; V8-460<br>Ford; Ltd II; 1979-1977; V8-302<br>Ford; Ltd II; 1979-1977; V8-351<br>Ford; Ranch Wagon; 1972; V8-302<br>Ford; Ranch Wagon; 1974-1972; V8-351<br>Ford; Ranch Wagon; 1974-1972; V8-400<br>Ford; Ranch Wagon; 1974-1972; V8-460<br>Ford; Rancho; 1979-1977; V8-302<br>Ford; Rancho; 1974-1972; V8-302<br>Ford; Rancho; 1979-1972; V8-351<br>Ford; Rancho; 1978-1972; V8-400<br>Ford; Rancho; 1976-1974; V8-460<br>Ford; Thunderbird; 1977; V8-302<br>Ford; Thunderbird; 1977; V8-351<br>Ford; Thunderbird; 1977; V8-400<br>Ford; Thunderbird; 1972; V8-400<br>Ford; Thunderbird; 1976-1972; V8-460<br>Ford; Torino; 1974-1972; L6-250<br>Ford; Torino; 1974-1972; V8-302<br>Ford; Torino; 1976-1972; V8-351<br>Ford; Torino; 1976-1972; V8-400<br>Ford; Torino; 1976-1973; V8-460<br>Linc; Continental; 1979-1972; V8-400<br>Linc; Mark IV; 1976-1972; V8-460<br>Linc; Mark V; 1979-1977; V8-400<br>Merc; Colony Park; 1974-1972; V8-400<br>Merc; Colony Park; 1974-1973; V8-460<br>Merc; Cougar; 1979; V8-302<br>Merc; Cougar; 1977; V8-302<br>Merc; Cougar; 1979; V8-351<br>Merc; Cougar; 1977-1974; V8-351<br>Merc; Cougar; 1977-1974; V8-400<br>Merc; Cougar; 1976-1974; V8-460<br>Merc; Grand Marquis; 1978; V8-351<br>Merc; Grand Marquis; 1978-1975; V8-400<br>Merc; Grand Marquis; 1978-1975; V8-460<br>Merc; Marquis; 1978; V8-351<br>Merc; Marquis; 1978-1972; V8-400 | Ford; Granada; 1977; L6-200<br>Ford; Granada; 1977; V8-351<br>Linc; Versailles; 1979-1977; V8-302<br>Linc; Versailles; 1980; V8-5.0<br>Linc; Versailles; 1977; V8-351<br>Merc; Monarch; 1977; L6-200<br>Merc; Monarch; 1977; V8-351   | <b>80033</b>  | <b>80047</b> |
| <b>LIGHT TRUCKS</b>                  | Ford; Granada; 1977-1975; L6-200<br>Ford; Granada; 1975; V8-351<br>Merc; Monarch; 1975; V8-302<br>Merc; Monarch; 1975; V8-351   | <b>80034</b>  | <b>80048</b>  |              |
| <b>MEDIUM/HEAVY TRUCKS</b>           | <b>80035</b>  | Ford; Custom 500; 1977-1976; V8-351<br>Ford; Custom 500; 1976; V8-460<br>Ford; Ltd; 1976; V8-351<br>Ford; Ltd; 1976; V8-400<br>Ford; Ltd; 1976; V8-460<br>Ford; Thunderbird; 1976-1975; V8-460<br>Linc; Continental; 1976-1974; V8-460<br>Linc; Mark IV; 1976-1975; V8-460<br>Merc; Grand Marquis; 1976-1975; V8-400  | Chev; Camaro; 1995; V6-3.8<br>Pont; Firebird; 1995; V6-3.8  |              |
| <b>BUSES</b>                         | <b>80037</b>  | <b>80038</b>  | <b>80049</b>  |              |
| <b>HOSE NUMERICAL</b>                | Buick; Roadmaster; 1991; V8-5.0<br>Buick; Roadmaster; 1993-1992; V8-5.7<br>Cad; Brougham; 1992-1990; V8-5.0<br>Chev; Caprice; 1993-1991; V6-4.3<br>Chev; Caprice; 1993-1991; V8-5.7<br>Olds; Custom Cruiser; 1992; V8-5.0   | Buick; Century; 1995-1993; L4-2.2<br>Olds; Cutlass Ciera; 1995-1993; L4-2.2   | Chev; Cavalier; 1995; L4-2.2  |              |
| <b>REPAIR KITS</b>                   | <b>80038</b>  | <b>80039</b>  | <b>80050</b>  |              |
| <b>KIT NUMERICAL</b>                 | Buick; Roadmaster; 1995-1994; V8-5.7<br>Cad; Fleetwood; 1995-1994; V8-5.7<br>Chev; Caprice; 1995-1994; V8-4.3   | Buick; Skylark; 1995; L4-2.3<br>Olds; Achieva; 1995; L4-2.3<br>Pont; Grand Am; 1995; L4-2.3   | Chev; Cavalier; 1995; L4-2.3<br>Pont; Sunfire; 1995; L4-2.3   |              |
| <b>ILLUSTRATIONS</b>                 | <b>80040</b>  | <b>80041</b>  | <b>80051</b>  |              |
|                                      | Buick; Skylark; 1994; L4-2.3<br>Chev; Beretta; 1994; L4-2.3<br>Olds; Achieva; 1994; L4-2.3<br>Pont; Grand Am; 1994; L4-2.3  | Buick; Skylark; 1995; L4-2.3<br>Olds; Achieva; 1995; L4-2.3<br>Pont; Grand Am; 1995; L4-2.3   | Chev; G Van; 1995-1992; V6-4.3<br>Chev; G Van; 1995-1992; V8-5.0<br>Chev; G Van; 1995-1992; V8-5.7<br>GMC; G Van; 1995-1992; V6-4.3<br>GMC; G Van; 1995-1992; V8-5.0<br>GMC; G Van; 1995-1992; V8-5.7 |              |
|                                      | <b>80042</b>  | <b>80043</b>  | <b>80052</b>  |              |
|                                      | Buick; Skylark; 1995; V6-3.1<br>Olds; Achieva; 1995; V6-3.1<br>Pont; Grand Am; 1995; V6-3.1   | Chev; Beretta; 1995; V6-3.1<br>Chev; Corsica; 1995; V6-3.1<br>Olds; Achieva; 1995; V6-3.1   | Chev; Cavalier; 1995; L4-2.3  |              |
|                                      |   |   | <b>80053</b>  |              |
|                                      |   |   | Chev; S Pickup; 1995-1994; L4-2.2<br>GMC; Sonoma; 1995-1994; L4-2.2   |              |
|                                      |   |   | <b>80054</b>  |              |
|                                      |   |   | Chev; G Van; 1995-1992; V6-4.3<br>Chev; G Van; 1995-1992; V8-5.0<br>Chev; G Van; 1995-1992; V8-5.7<br>GMC; G Van; 1995-1992; V6-4.3<br>GMC; G Van; 1995-1992; V8-5.0<br>GMC; G Van; 1995-1992; V8-5.7 |              |
|                                      |   |   | <b>80055</b>  |              |
|                                      |   |   | Chev; G Van; 1995-1994; V8-5.7<br>GMC; G Van; 1995-1994; V8-5.7   |              |
|                                      |   |   | <b>80056</b>  |              |
|                                      |   |   | Chev; Astro; 1995; V6-4.3<br>GMC; Safari; 1995; V6-4.3  |              |
|                                      |   |   | <b>80057</b>  |              |
|                                      |   |   | Chev; P Van; 1994; V8-6.5 Dsl<br>GMC; P Van; 1994; V8-6.5 Dsl   |              |
|                                      |   |   | <b>80058</b>  |              |
|                                      |   |   | Chev; P Van; 1994-1990; V8-7.4<br>GMC; P Van; 1994-1990; V8-7.4   |              |
|                                      |   |   | <b>80059</b>  |              |
|                                      |   |   | Ford; Escort; 1987; L4-2.0 Dsl<br>Merc; Lynx; 1987-1985; L4-2.0 Dsl<br>Merc; Topaz; 1988-1985; L4-2.3   |              |
|                                      |   |   | <b>80060</b>  |              |
|                                      |   |   | Ford; Tempo; 1989-1988; L4-2.3<br>Merc; Topaz; 1989-1988; L4-2.3  |              |
|                                      |   |   | <b>80061</b>  |              |
|                                      |   |   | Chry; Concorde; 1995-1993; V6-3.3<br>Chry; Intrepid; 1995-1993; V6-3.3 (Canada)<br>Dodge; Intrepid; 1995-1993; V6-3.3<br>Eagle; Vision; 1995-1993; V6-3.3   |              |

# Numerical Listing - Power Steering Hose Assemblies and End Fittings

| 80062   | 80064 - Continued   | 80082   |
|---|---|---|
| Dodge; B Van; 1993-1992; V6-3.9<br>Dodge; B Van; 1995-1992; V8-5.2<br>Dodge; Monaco; 1992-1991; V6-3.0<br>Dodge; Neon; 1995; L4-2.0<br>Dodge; Viper; 1995-1992; V10-8.0<br>Eagle; Premier; 1992-1991; V6-3.0<br>Jeep; Grand Cherokee; 1995-1993; V8-5.2<br>Jeep; Grand Wagoneer; 1993; V8-5.2<br>Ply; Neon; 1995; L4-2.0  | Eagle; Vision; 1995-1993; V6-3.5<br>Jeep; Grand Cherokee; 1995-1993; L6-4.0<br>Jeep; Grand Cherokee; 1995-1993; V8-5.2<br>Jeep; Grand Wagoneer; 1993; V8-5.2<br>Ply; Neon; 1995; L4-2.0 | Ford; Aerostar; 1995-1991; V6-3.0   |
| <b>80063</b>  | <b>80065</b>  | <b>80083</b>  |
| Chry; Cirrus; 1995; L4-2.4<br>Chry; Cirrus; 1995; V6-2.5<br>Chry; Concorde; 1995-1993; V6-3.3<br>Chry; Concorde; 1995-1993; V6-3.5<br>Chry; Intrepid; 1995-1993; V6-3.3 (Canada)<br>Chry; Intrepid; 1995-1993; V6-3.5 (Canada)<br>Chry; Lebaron; 1992-1990; V6-3.0<br>Chry; LHS; 1995; V6-3.5<br>Chry; New Yorker; 1995-1994; V6-3.5<br>Chry; TC Maserati; 1991-1990; V6-3.0<br>Dodge; B Van; 1993-1992; V6-3.9<br>Dodge; B Van; 1995-1989; V8-5.2<br>Dodge; D & W Pickup; 1993-1988; V6-3.9<br>Dodge; D & W Pickup; 1993-1988; V8-5.2<br>Dodge; D & W Pickup; 1993-1988; V8-5.9<br>Dodge; Dakota; 1988-1987; L4-2.2<br>Dodge; Dakota; 1995-1989; L4-2.5<br>Dodge; Dakota; 1995-1987; V6-3.9<br>Dodge; Dakota; 1995-1989; V8-5.2<br>Dodge; Intrepid; 1995-1993; V6-3.3<br>Dodge; Intrepid; 1995-1991; V6-3.5<br>Dodge; Neon; 1995; L4-2.0<br>Dodge; Ram Pickup; 1995-1988; L6-5.9 Dsl<br>Dodge; Ramcharger; 1993-1988; V8-5.9<br>Dodge; Stratus; 1995; L4-2.0<br>Dodge; Stratus; 1995; L4-2.4<br>Dodge; Stratus; 1995; V6-2.5<br>Dodge; Viper; 1995-1992; V10-8.0<br>Eagle; Premier; 1992-1991; V6-3.0<br>Eagle; Vision; 1995-1993; V6-3.3<br>Eagle; Vision; 1995-1993; V6-3.5<br>Jeep; Grand Cherokee; 1995-1993; L6-4.0<br>Jeep; Grand Cherokee; 1995-1993; V8-5.2<br>Jeep; Grand Wagoneer; 1993; V8-5.2<br>Ply; Neon; 1995; L4-2.0 | Chev; P Van; 1995; V8-6.5 Dsl<br>GMC; P Van; 1995; V8-6.5 Dsl<br>Chev; P30; 1995; GM V8-6.5 Dsl<br>GMC; P3500; 1995; V8-6.5 Dsl   | Ford; Aerostar; 1995-1990; V6-4.0   |
| <b>80064</b>  | <b>80066</b>  | <b>80084</b>  |
| Chry; Cirrus; 1995; L4-2.4<br>Chry; Cirrus; 1995; V6-2.5<br>Chry; Concorde; 1995-1993; V6-3.3<br>Chry; Concorde; 1995-1993; V6-3.5<br>Chry; Intrepid; 1995-1993; V6-3.3 (Canada)<br>Chry; Intrepid; 1995-1993; V6-3.5 (Canada)<br>Chry; Lebaron; 1992-1990; V6-3.0<br>Chry; LHS; 1995; V6-3.5<br>Chry; New Yorker; 1995-1994; V6-3.5<br>Chry; TC Maserati; 1991-1990; V6-3.0<br>Dodge; B Van; 1993-1992; V6-3.9<br>Dodge; B Van; 1995-1989; V8-5.2<br>Dodge; D & W Pickup; 1993-1988; V6-3.9<br>Dodge; D & W Pickup; 1993-1988; V8-5.2<br>Dodge; D & W Pickup; 1993-1988; V8-5.9<br>Dodge; Dakota; 1988-1987; L4-2.2<br>Dodge; Dakota; 1995-1989; L4-2.5<br>Dodge; Dakota; 1995-1987; V6-3.9<br>Dodge; Dakota; 1995-1989; V8-5.2<br>Dodge; Intrepid; 1995-1993; V6-3.3<br>Dodge; Intrepid; 1995-1991; V6-3.5<br>Dodge; Neon; 1995; L4-2.0<br>Dodge; Ram Pickup; 1995-1988; L6-5.9 Dsl<br>Dodge; Ramcharger; 1993-1988; V8-5.9<br>Dodge; Stratus; 1995; L4-2.0<br>Dodge; Stratus; 1995; L4-2.4<br>Dodge; Stratus; 1995; V6-2.5<br>Dodge; Viper; 1995-1992; V10-8.0<br>Eagle; Premier; 1992-1991; V6-3.0<br>Eagle; Vision; 1995-1993; V6-3.3<br>Eagle; Vision; 1995-1993; V6-3.5<br>Jeep; Grand Cherokee; 1995-1993; L6-4.0<br>Jeep; Grand Cherokee; 1995-1993; V8-5.2<br>Jeep; Grand Wagoneer; 1993; V8-5.2<br>Ply; Neon; 1995; L4-2.0 | Chry; Sebring; 1995; L4-2.0<br>Eagle; Talon; 1995; L4-2.0<br>Mits; Eclipse; 1995; L4-2.0  | Ford; Aerostar; 1995-1990; V6-4.0   |
|   | <b>80068</b>  | <b>80085</b>  |
|   | Chry; Sebring; 1995; V6-2.5<br>Dodge; Avenger; 1995; L4-2.0<br>Dodge; Avenger; 1995; V6-2.5   | Ford; Aerostar; 1995-1990; V6-4.0   |
|   | <b>80069</b>  | <b>80086</b>  |
|   | Dodge; Dakota; 1995-1992; V6-3.9<br>Dodge; Dakota; 1995-1992; V8-5.2  | Ford; Explorer; 1995; V6-4.0  |
|   | <b>80070</b>  | <b>80087</b>  |
|   | Dodge; Ram Pickup; 1995-1994; V6-3.9  | Ford; E Van; 1994-1992; V8-7.3 Dsl  |
|   | <b>80071</b>  | <b>80088</b>  |
|   | Dodge; Ram Pickup; 1995-1994; L6-5.9 Dsl  | Ford; E Van; 1995-1994; V8-7.3 Dsl  |
|   | <b>80072</b>  | <b>80089</b>  |
|   | Dodge; B Van; 1995-1994; V6-3.9   | Ford; E Van; 1995-1990; L6-4.9  |
|   | <b>80073</b>  | <b>80090</b>  |
|   | Eagle; Talon; 1995; L4-2.0<br>Mits; Eclipse; 1995; L4-2.0   | Ford; E Van; 1995-1990; V8-5.0<br>Ford; E Van; 1995-1990; V8-5.8<br>Ford; E Van; 1992-1990; V8-7.3 Dsl<br>Ford; E Van; 1993-1990; V8-7.5  |
|   | <b>80074</b>  | <b>80091</b>  |
|   | Eagle; Talon; 1995; L4-2.0<br>Mits; Eclipse; 1995; L4-2.0<br>Mits; Galant; 1995-1994; L4-2.4  | Ford; E Van; 1995-1992; V8-7.3 Dsl<br>Ford; E Van; 1995-1994; V8-7.5  |
|   | <b>80075</b>  | <b>80092</b>  |
|   | Mits; Galant; 1995-1994; L4-2.4   | Ford; F Pickup; 1995-1994; V8-7.3 Dsl   |
|   | <b>80076</b>  | <b>80093</b>  |
|   | Ford; Crown Victoria; 1995; V8-4.6<br>Linc; Town Car; 1995-1993; V8-4.6<br>Merc; Grand Marquis; 1995; V8-4.6  | Honda; Accord; 1995; L4-2.2   |
|   | <b>80077</b>  | <b>80094</b>  |
|   | Ford; Aspire; 1995-1994; L4-1.3   | Honda; Civic; 1995-1992; L4-1.5<br>Honda; Civic; 1995-1992; L4-1.6<br>Honda; Civic Del Sol; 1995-1993; L4-1.5<br>Honda; Civic Del Sol; 1993; L4-1.6   |
|   | <b>80078</b>  | <b>80095</b>  |
|   | Linc; Continental; 1995; V8-4.6   | Honda; Passport; 1995-1994; L4-2.6<br>Isuzu; Amigo; 1993-1989; L4-2.3<br>Isuzu; Amigo; 1994-1989; L4-2.6<br>Isuzu; Pickup; 1995-1988; L4-2.3<br>Isuzu; Pickup; 1995-1988; L4-2.6<br>Isuzu; Rodeo; 1995-1991; L4-2.6<br>Isuzu; Rodeo; 1995-1993; V6-3.2<br>Isuzu; Trooper; 1991-1990; L4-2.6<br>Isuzu; Trooper II; 1987-1986; L4-2.3<br>Isuzu; Trooper II; 1989-1988; L4-2.6 |
|   | <b>80079</b>  | <b>80096</b>  |
|   | Ford; Mustang; 1995-1994; V6-3.8  | Honda; Passport; 1995-1994; V6-3.2<br>Isuzu; Rodeo; 1995-1994; V6-3.2   |
|   | <b>80080</b>  | <b>80097</b>  |
|   | Ford; Mustang; 1995; V8-5.0   | Isuzu; Trooper; 1995-1992; V6-3.2   |
|   | <b>80081</b>  |   |
|   | Ford; Probe; 1995-1993; L4-2.0<br>Mazda; MX-6; 1995-1993; L4-2.0<br>Mazda; 626; 1995-1993; L4-2.0   |   |

|                                      |
|--------------------------------------|
| SYSTEM<br>PUMP &<br>GEAR<br>IDENT.   |
| SYSTEM &<br>COM-<br>PONENT<br>IDENT. |
| PASS.<br>CARS                        |
| LIGHT<br>TRUCKS                      |
| MEDIUM/<br>HEAVY<br>TRUCKS           |
| BUSES                                |
| HOSE<br>NUMER-<br>ICAL               |
| REPAIR<br>KITS                       |
| KIT<br>NUMER-<br>ICAL                |
| ILLUST-<br>RATIONS                   |





# Numerical Listing - Power Steering Hose Assemblies and End Fittings

## 80116 - Continued

Pont; Catalina; 1979-1977; V8-301  
 Pont; Catalina; 1977; V8-305  
 Pont; Catalina; 1979-1977; V8-305 (Canada)  
 Pont; Catalina; 1979-1977; V8-403  
 Pont; Firebird; 1979-1977; V6-231  
 Pont; Firebird; 1979; V8-301  
 Pont; Firebird; 1977; V8-301  
 Pont; Firebird; 1979-1977; V8-305  
 Pont; Firebird; 1979-1977; V8-350  
 Pont; Grand Am; 1979-1978; V8-301  
 Pont; Grand Am; 1978-1979; V8-305  
 Pont; Grand Lemans; 1977; V8-301  
 Pont; Grand Lemans; 1977; V8-400  
 Pont; Grand Lemans; 1977; V8-403  
 Pont; Grand Prix; 1979-1977; V8-301  
 Pont; Grand Prix; 1977; V8-400  
 Pont; Grand Prix; 1977; V8-403  
 Pont; Grand Safari; 1977-1978; V8-305  
 Pont; Grand Safari; 1978-1977; V8-350  
 Pont; Laurentian; 1979-1977; V8-305 (Canada)  
 Pont; Laurentian; 1979-1977; V8-350 (Canada)  
 Pont; Lemans; 1979-1977; V8-301  
 Pont; Lemans; 1977; V8-400  
 Pont; Lemans; 1977; V8-403  
 Pont; Parisienne; 1979-1977; V8-305 (Canada)  
 Pont; Parisienne; 1979-1977; V8-350 (Canada)

## 80117

Ford; F Pickup; 1995-1990; V8-7.3 Dsl  
 Ford; F Pickup; 1995-1990; V8-7.5

## 80118

Chev; Corvette; 1980; V8-5.0  
 Chev; Corvette; 1968-1963; V8-327  
 Chev; Corvette; 1982-1969; V8-5.7  
 Chev; Corvette; 1965; V8-396  
 Chev; Corvette; 1969-1966; V8-427  
 Chev; Corvette; 1974-1970; V8-454

## 80119

Chry; Imperial; 1972-1969; V8-440  
 Chry; New Yorker; 1972-1969; V8-440  
 Chry; Town & Country; 1971-1972; V8-383  
 Chry; Town & Country; 1972-1971; V8-440  
 Chry; 300; 1971-1969; V8-440  
 Dodge; Challenger; 1972-1970; V8-318  
 Dodge; Challenger; 1972-1969; V8-340  
 Dodge; Charger; 1972-1970; V8-318  
 Dodge; Charger; 1972-1969; V8-340  
 Dodge; Coronet; 1972-1970; V8-318  
 Dodge; Coronet; 1972; V8-340  
 Dodge; Dart; 1969; L6-170  
 Dodge; Dart; 1969; L6-225  
 Dodge; Dart; 1972-1970; V8-318  
 Dodge; Dart; 1972-1969; V8-340  
 Dodge; Monaco; 1972-1969; V8-360  
 Dodge; Monaco; 1972; V8-400  
 Dodge; Monaco; 1972-1969; V8-440  
 Dodge; Polara; 1972-1969; V8-318  
 Dodge; Polara; 1972-1971; V8-360  
 Dodge; Polara; 1971-1969; V8-383  
 Dodge; Polara; 1972; V8-400  
 Dodge; Polara; 1972-1969; V8-440  
 Ply; Barracuda; 1969; L6-225  
 Ply; Barracuda; 1972-1970; V8-318  
 Ply; Barracuda; 1972-1970; V8-340  
 Ply; Duster; 1972-1970; V8-318  
 Ply; Duster; 1972-1970; V8-340  
 Ply; Fury; 1972-1969; L6-225  
 Ply; Fury; 1972-1969; V8-318  
 Ply; Fury; 1972-1971; V8-360  
 Ply; Fury; 1971-1969; V8-383  
 Ply; Fury; 1972; V8-400  
 Ply; Fury; 1972-1969; V8-440  
 Ply; Road Runner; 1972; V8-318  
 Ply; Road Runner; 1972-1971; V8-340  
 Ply; Satellite; 1971-1969; L6-225  
 Ply; Satellite; 1972-1970; V8-318  
 Ply; Satellite; 1972-1970; V8-340

## 80119 - Continued

Ply; Scamp; 1972-1971; V8-318  
 Ply; Valiant; 1969; L6-170  
 Ply; Valiant; 1969; L6-225

## 80120

Buick; Skyhawk; 1979-1977; V6-231  
 Chev; Monza; 1979-1978; V6-196  
 Olds; Starfire; 1979-1977; V6-231  
 Pont; Sunbird; 1979-1977; V6-231

## 80121

Buick; Electra; 1984-1981; V6-4.1  
 Buick; Lesabre; 1985-1980; V6-3.8  
 Buick; Lesabre; 1984-1981; V6-4.1  
 Chev; Caprice; 1984-1980; V6-3.8  
 Chev; Impala; 1984-1980; V6-3.8  
 Olds; Delta 88; 1985-1980; V6-3.8  
 Olds; Ninety Eight; 1983-1981; V6-4.1  
 Pont; Bonneville; 1981-1980; V6-3.8  
 Pont; Parisienne; 1980; V6-3.8 (Canada)

## 80122

Chev; Blazer Compact; 1986-1983; V6-2.8  
 Chev; S Pickup; 1986-1983; V6-2.8  
 GMC; Jimmy Compact; 1986-1983; V6-2.8  
 GMC; S Pickup; 1986-1983; V6-2.8

## 80123

Buick; Centurion; 1972; V8-350  
 Buick; Centurion; 1972; V8-455  
 Buick; Estate Wagon; 1972-1971; V8-455  
 Chev; Chevelle; 1973-1972; V8-307  
 Chev; Chevelle; 1974-1972; V8-350  
 Chev; Chevelle; 1974; V8-400  
 Chev; El Camino; 1976; V8-305  
 Chev; El Camino; 1976-1972; V8-350  
 Chev; El Camino; 1976-1974; V8-400  
 Chev; Malibu; 1976; V8-305  
 Chev; Malibu; 1976-1973; V8-350  
 Chev; Malibu; 1976-1974; V8-400  
 GMC; Sprint; 1976; V8-305  
 GMC; Sprint; 1976-1972; V8-350  
 GMC; Sprint; 1976-1974; V8-400

## 80124

Chev; G Van; 1979-1978; L6-250  
 Chev; G Van; 1978-1977; L6-292  
 Chev; G Van; 1973; V8-307  
 Chev; G Van; 1979-1973; V8-350  
 Chev; G Van; 1979-1975; V8-400  
 GMC; G Van; 1979-1978; L6-250  
 GMC; G Van; 1978; L6-292  
 GMC; G Van; 1973; V8-307  
 GMC; G Van; 1979-1973; V8-350  
 GMC; G Van; 1979-1975; V8-400

## 80125

Cad; Deville; 1984-1982; V8-4.1  
 Cad; Fleetwood; 1985-1982; V8-4.1  
 Cad; Fleetwood; 1984-1982; V8-6.0

## 80126

Chry; Cordoba; 1975; V8-318  
 Chry; Cordoba; 1975; V8-360  
 Chry; Cordoba; 1978-1975; V8-400  
 Chry; Imperial; 1975-1974; V8-440  
 Chry; New Yorker; 1976-1973; V8-400  
 Chry; Newport; 1976-1974; V8-400  
 Chry; Newport; 1976-1973; V8-440  
 Chry; Town & Country; 1976-1973; V8-400  
 Dodge; Aspen; 1976; L6-225  
 Dodge; Charger; 1976; L6-225  
 Dodge; Charger; 1976-1973; V8-400  
 Dodge; Coronet; 1976-1974; L6-225  
 Dodge; Coronet; 1976-1975; V8-400  
 Dodge; Coronet; 1973; V8-400

## 80126 - Continued

Dodge; Coronet; 1976-1975; V8-440  
 Dodge; Coronet; 1973-1974; V8-440  
 Dodge; Dart; 1976-1974; L6-225  
 Dodge; Monaco; 1976; V8-400  
 Dodge; Monaco; 1973; V8-400  
 Dodge; Monaco; 1976; V8-440  
 Dodge; Monaco; 1973; V8-440  
 Dodge; Polara; 1973; V8-400  
 Dodge; Polara; 1973; V8-440  
 Dodge; Royal Monaco; 1976; V8-400  
 Dodge; Royal Monaco; 1976; V8-440  
 Ply; Duster; 1974; L6-198  
 Ply; Duster; 1976; L6-225  
 Ply; Duster; 1974; L6-225  
 Ply; Fury; 1976-1973; L6-225  
 Ply; Fury; 1975-1973; V8-440  
 Ply; Gran Fury; 1976-1975; V8-400  
 Ply; Road Runner; 1973; V8-400  
 Ply; Road Runner; 1973; V8-440  
 Ply; Satellite; 1973-1974; V8-440  
 Ply; Scamp; 1976; L6-225  
 Ply; Scamp; 1974; L6-225  
 Ply; Valiant; 1974; L6-198  
 Ply; Valiant; 1976-1974; L6-225  
 Ply; Volare; 1976; L6-225

## 80127

Chry; Cordoba; 1976; V8-318  
 Chry; Cordoba; 1976; V8-360  
 Chry; Newport; 1976; V8-360  
 Dodge; Challenger; 1973; V8-318  
 Dodge; Challenger; 1973-1974; V8-340  
 Dodge; Charger; 1976; V8-318  
 Dodge; Charger; 1974-1973; V8-318  
 Dodge; Charger; 1973; V8-340  
 Dodge; Charger; 1976; V8-360  
 Dodge; Charger; 1974; V8-360  
 Dodge; Charger; 1972-1973; V8-440  
 Dodge; Coronet; 1976; V8-318  
 Dodge; Coronet; 1973; V8-318  
 Dodge; Coronet; 1973; V8-340  
 Dodge; Coronet; 1976; V8-360  
 Dodge; Coronet; 1974; V8-400  
 Dodge; Coronet; 1974-1973; V8-440  
 Dodge; Dart; 1973; L6-225  
 Dodge; Dart; 1973-1974; V8-340  
 Dodge; Monaco; 1976-1973; V8-318  
 Dodge; Monaco; 1975-1973; V8-400  
 Dodge; Polara; 1973; V8-360  
 Dodge; Royal Monaco; 1976-1975; V8-360  
 Dodge; Royal Monaco; 1975; V8-400  
 Dodge; Royal Monaco; 1975; V8-440  
 Ply; Barracuda; 1973; V8-318  
 Ply; Barracuda; 1973; V8-340  
 Ply; Duster; 1973; L6-225  
 Ply; Fury; 1973; V8-318  
 Ply; Fury; 1973; V8-360  
 Ply; Road Runner; 1973-1974; V8-340  
 Ply; Road Runner; 1974; V8-400  
 Ply; Road Runner; 1974; V8-440  
 Ply; Satellite; 1974; V8-318  
 Ply; Satellite; 1974; V8-400  
 Ply; Satellite; 1974-1973; V8-440  
 Ply; Scamp; 1973; L6-225  
 Ply; Valiant; 1973; L6-198  
 Ply; Valiant; 1973; L6-225

## 80128

Cad; Eldorado; 1981; V8-6.0  
 Cad; Seville; 1981; V8-6.0

## 80129

Chev; Astro; 1985; V6-4.3  
 GMC; Safari; 1985; V6-4.3

## 80130

Ford; F Pickup; 1993-1990; V8-7.3 Dsl  
 Ford; F Pickup; 1993-1990; V8-7.5

SYSTEM  
PUMP &  
GEAR  
IDENT.

SYSTEM &  
COM-  
PONENT  
IDENT.

PASS.  
CARS

LIGHT  
TRUCKS

MEDIUM/  
HEAVY  
TRUCKS

BUSES

HOSE  
NUMER-  
ICAL

REPAIR  
KITS

KIT  
NUMER-  
ICAL

ILLUSTRATIONS

# Numerical Listing - Power Steering Hose Assemblies and End Fittings

|                                      | <b>80131</b>   | <b>80137 - Continued</b>   | <b>80147 - Continued</b>   |
|--------------------------------------|--|--|--|
| <b>SYSTEM PUMP &amp; GEAR IDENT.</b> | Chry; Lebaron; 1978-1979; L6-225<br>Chry; Lebaron; 1979; V8-360<br>Chry; Town & Country; 1979; L6-225<br>Chry; Town & Country; 1979; V8-360<br>Dodge; Aspen; 1979-1976; L6-225<br>Dodge; Charger; 1976; L6-225<br>Dodge; Coronet; 1976-1974; L6-225<br>Dodge; Dart; 1974; L6-198<br>Dodge; Dart; 1976-1974; L6-225<br>Dodge; Monaco; 1978-1977; L6-225<br>Ply; Duster; 1974; L6-198<br>Ply; Duster; 1976; L6-225<br>Ply; Duster; 1974; L6-225<br>Ply; Fury; 1978-1974; L6-225<br>Ply; Scamp; 1974; L6-198<br>Ply; Scamp; 1976; L6-225<br>Ply; Scamp; 1974; L6-225<br>Ply; Valiant; 1974; L6-198<br>Ply; Valiant; 1976-1974; L6-225<br>Ply; Volare; 1979-1976; L6-225 | Pont; Grand Lemans; 1977; L6-250 (Canada)<br>Pont; Grand Lemans; 1979-1977; V6-231<br>Pont; Grand Prix; 1979-1977; V6-231<br>Pont; Lemans; 1979-1977; V6-200 (Canada)<br>Pont; Lemans; 1979; V8-267 (Canada)<br>Pont; Parisienne; 1979-1977; L6-250 (Canada)   | GMC; C&K Pickup; 1979; V8-350<br>GMC; C&K Pickup; 1979; V8-350 Dsl<br>GMC; C&K Pickup; 1979; V8-400<br>GMC; Suburban; 1979; V8-305<br>GMC; Suburban; 1979; V8-350<br>GMC; Suburban; 1979; V8-400   |
| <b>SYSTEM &amp; COMPONENT IDENT.</b> |  | <b>80138</b>   | <b>80148</b>   |
| <b>PASS. CARS</b>                    |  | Buick; Regal; 1987-1982; V6-3.8<br>Buick; Regal; 1984-1982; V6-4.1<br>Chev; El Camino; 1984-1982; V6-3.8<br>Chev; Monte Carlo; 1984-1982; V6-3.8<br>Chev; Monte Carlo; 1987-1985; V6-3.8 (Canada)<br>GMC; Caballero; 1984-1982; V6-3.8<br>Olds; Cutlass; 1987-1982; V6-3.8<br>Pont; Bonneville; 1986-1982; V6-3.8<br>Pont; Bonneville; 1982; V6-4.1<br>Pont; Grand Lemans; 1982; V6-4.1 (Canada)<br>Pont; Grand Prix; 1987-1982; V6-3.8<br>Pont; Grand Prix; 1982; V6-4.1<br>Pont; Parisienne; 1984-1983; V6-3.8<br>Pont; Parisienne; 1985; V6-3.8 (Canada)<br>Pont; Parisienne; 1982; V6-3.8 (Canada)             | Ford; Thunderbird; 1988-1987; L4-2.3   |
| <b>LIGHT TRUCKS</b>                  | <b>80132</b>   | <b>80139</b>   | <b>80149</b>   |
|                                      | Chev; BelAir; 1977; L6-250 (Canada)<br>Chev; Camaro; 1979-1977; L6-250<br>Chev; El Camino; 1977; L6-250<br>Chev; Malibu; 1977-1976; L6-250<br>Chev; Nova; 1979-1975; L6-250<br>GMC; Sprint; 1977-1976; L6-250<br>Olds; Cutlass; 1976-1975; L6-250<br>Pont; Firebird; 1976-1975; L6-250   | Chev; S Pickup; 1982; V6-2.8<br>GMC; S Pickup; 1982; V6-2.8  | Ford; Granada; 1977-1976; V8-302<br>Merc; Monarch; 1977-1976; V8-302   |
| <b>MEDIUM/HEAVY TRUCKS</b>           | <b>80133</b>   | <b>80140</b>   | <b>80150</b>   |
|                                      | Chev; BelAir; 1979-1977; L6-250 (Canada)<br>Chev; Camaro; 1979-1976; L6-250<br>Chev; Caprice; 1979-1977; L6-250<br>Chev; El Camino; 1977-1976; L6-250<br>Chev; Impala; 1979-1977; L6-250<br>Chev; Malibu; 1977-1976; L6-250<br>Chev; Nova; 1979-1975; L6-250<br>GMC; Sprint; 1977-1976; L6-250<br>Olds; Cutlass; 1975; L6-250<br>Pont; Firebird; 1976; L6-250<br>Pont; Lemans; 1976; L6-250  | Chev; Blazer Compact; 1984-1982; L4-1.9<br>GMC; Jimmy Compact; 1984-1982; L4-1.9   | Chev; P Van; 1993-1985; V8-6.2 Dsl<br>GMC; P Van; 1993-1985; V8-6.2 Dsl  |
| <b>BUSES</b>                         | <b>80134</b>   | <b>80141</b>   | <b>80151</b>   |
|                                      | Ford; Custom 500; 1978; V8-460 (Canada)<br>Ford; Ltd; 1978-1977; V8-460<br>Linc; Continental; 1977; V8-460<br>Linc; Mark V; 1977; V8-460<br>Merc; Grand Marquis; 1978-1977; V8-460   | Buick; Century; 1979; V8-305<br>Buick; Century; 1979; V8-350<br>Buick; Regal; 1979; V8-305<br>Chev; El Camino; 1979; V8-267<br>Chev; El Camino; 1979; V8-305<br>Chev; Malibu; 1979; V8-305<br>Chev; Monte Carlo; 1979-1978; V8-305<br>GMC; Caballero; 1979; V8-267<br>GMC; Caballero; 1979-1978; V8-305<br>Olds; Cutlass; 1979; V8-305<br>Olds; Cutlass; 1979; V8-350<br>Olds; Cutlass Cruiser; 1979; V8-305<br>Pont; Grand Am; 1979; V8-305<br>Pont; Grand Lemans; 1979; V8-305<br>Pont; Grand Lemans; 1979; V8-350<br>Pont; Grand Prix; 1979; V8-305<br>Pont; Lemans; 1979; V8-305<br>Pont; Lemans; 1979; V8-350 | Mazda; 626; 1985-1983; L4-2.0  |
| <b>HOSE NUMERICAL</b>                | <b>80135</b>   | <b>80142</b>   | <b>80152</b>   |
|                                      | Cad; Deville; 1984-1981; V8-4.1<br>Cad; Fleetwood; 1984-1982; V8-4.1<br>Cad; Fleetwood; 1984-1981; V8-6.0  | Buick; Century; 1987; V6-3.8<br>Olds; Cutlass Ciera; 1987; V6-3.8  | Mazda; 929; 1995-1992; V6-3.0  |
| <b>REPAIR KITS</b>                   | <b>80136</b>   | <b>80143</b>   | <b>80153</b>   |
|                                      | Chev; BelAir; 1981-1980; V6-3.8 (Canada)<br>Chev; Caprice; 1982-1980; V6-3.8<br>Chev; Caprice; 1985; V6-3.8 (Canada)<br>Chev; Caprice; 1988-1985; V6-4.3<br>Chev; Impala; 1982-1980; V6-3.8<br>Chev; Impala; 1985; V6-3.8 (Canada)<br>Chev; Impala; 1985; V6-4.3   | Ford; Mustang; 1989-1988; V8-5.0<br>Merc; Cougar; 1988; V6-3.8   | Toy.; Pickup; 1995-1990; V6-3.0  |
| <b>KIT NUMERICAL</b>                 | <b>80137</b>   | <b>80144</b>   | <b>80154</b>   |
|                                      | Buick; Century; 1979-1976; V6-196<br>Buick; Lesabre; 1979-1976; V6-231<br>Buick; Lesabre; 1976; V8-350<br>Buick; Regal; 1979-1976; V6-196<br>Buick; Skylark; 1979-1976; V6-231<br>Chev; El Camino; 1978; V6-231<br>GMC; Caballero; 1978; V6-231<br>Olds; Cutlass; 1979-1977; V6-231<br>Olds; Omega; 1979-1977; V6-231<br>Pont; Catalina; 1979-1977; V6-231<br>Pont; Grand Am; 1979; V6-231   | Jeep; Wrangler; 1990-1988; L6-4.2  | Buick; Electra; 1969-1970; V8-430<br>Buick; Lesabre; 1970; L6-250<br>Buick; Lesabre; 1970; V8-350<br>Buick; Skylark; 1970; V8-350<br>Buick; Skylark; 1970; V8-455<br>Ford; Custom 500; 1978; V8-302 (Canada)<br>Ford; Custom 500; 1978; V8-351 (Canada)<br>Ford; Custom 500; 1978; V8-400 (Canada)<br>Ford; Ltd; 1978-1977; V8-302<br>Merc; Grand Marquis; 1978; V8-351<br>Merc; Grand Marquis; 1978; V8-400<br>Merc; Marquis; 1978-1977; V8-400<br>Pont; Bonneville; 1970-1967; V8-400<br>Pont; Bonneville; 1969-1967; V8-428<br>Pont; Bonneville; 1970; V8-455<br>Pont; Catalina; 1968-1967; V8-400<br>Pont; Executive; 1967; V8-389<br>Pont; Firebird; 1967; V8-326<br>Pont; Firebird; 1967; V8-400<br>Pont; Grand Prix; 1970-1969; V8-400<br>Pont; Grand Prix; 1969-1970; V8-428<br>Pont; Parisienne; 1970-1967; L6-250 (Canada)<br>Pont; Parisienne; 1967; V8-283 (Canada)<br>Pont; Parisienne; 1969-1967; V8-327 (Canada)<br>Pont; Parisienne; 1970-1969; V8-350 (Canada)<br>Pont; Parisienne; 1969-1967; V8-396 (Canada)<br>Pont; Parisienne; 1970-1967; V8-400 (Canada)<br>Pont; Parisienne; 1970; V8-454 (Canada) |
| <b>ILLUSTRATIONS</b>                 | <b>80137</b>   | <b>80145</b>   | <b>80155</b>   |
|                                      |  | Ford; Aerostar; 1990; V6-3.0   | Ford; Granada; 1975; L6-200<br>Ford; Granada; 1975; V8-302<br>Ford; Granada; 1975; V8-351<br>Merc; Comet; 1976-1975; L6-250<br>Merc; Monarch; 1975; L6-200<br>Merc; Monarch; 1975; V8-302<br>Merc; Monarch; 1975; V8-351   |
|                                      |  | <b>80147</b>   | <b>80156</b>   |
|                                      |  | Chev; C&K Pickup; 1979; V8-305<br>Chev; C&K Pickup; 1979; V8-350<br>Chev; C&K Pickup; 1979; V8-350 Dsl<br>Chev; C&K Pickup; 1979; V8-400<br>Chev; Suburban; 1979; V8-350<br>Chev; Suburban; 1979; V8-400<br>GMC; C&K Pickup; 1979; V8-305  | Ford; Bronco; 1977-1972; V8-302<br>Ford; F Pickup; 1972-1970; V8-302   |
|                                      |  |  | <b>80157</b>   |
|                                      |  |  | Ford; Granada; 1976-1975; L6-200<br>Ford; Maverick; 1972-1969; L6-170<br>Ford; Maverick; 1976-1969; L6-200   |



# Numerical Listing - Power Steering Hose Assemblies and End Fittings

| 80157 - Continued  | 80169 - Continued  | 80183  |
|--|--|--|
| Merc; Comet; 1972-1971; L6-170<br>Merc; Comet; 1976-1971; L6-200<br>Merc; Monarch; 1976-1975; L6-200   | Chry; Intrepid; 1995; V6-3.3 (Canada)<br>Chry; Intrepid; 1995; V6-3.5 (Canada)<br>Dodge; Intrepid; 1995; V6-3.3<br>Dodge; Intrepid; 1995; V6-3.5   | Volvo; 740; 1992-1991; L4-2.3<br>Volvo; 940; 1993-1991; L4-2.3   |
| <b>80158</b>   | <b>80170</b>   | <b>80184</b>   |
| Buick; Century; 1979-1978; V6-196<br>Buick; Century; 1980-1977; V6-3.8<br>Buick; Regal; 1979-1978; V6-196<br>Buick; Regal; 1980-1978; V6-3.8<br>Buick; Skylark; 1978; V8-350   | VW; Golf; 1987-1985; L4-1.6 Dsl<br>VW; Golf; 1992-1988; L4-1.6 Dsl (Canada)<br>VW; Golf; 1992-1985; L4-1.8<br>VW; Golf; 1992-1990; L4-2.0<br>VW; Jetta; 1992-1989; L4-1.6 Dsl<br>VW; Jetta; 1986-1985; L4-1.6 Dsl<br>VW; Jetta; 1988-1987; L4-1.6 Dsl (Canada)<br>VW; Jetta; 1992-1985; L4-1.8<br>VW; Jetta; 1992-1990; L4-2.0 | Isuzu; Rodeo; 1993; V6-3.2   |
| <b>80159</b>   | <b>80171</b>   | <b>80185</b>   |
| Ford; Granada; 1976-1975; V8-302<br>Merc; Monarch; 1976-1975; V8-302   | Ford; Escort; 1986-1985; L4-1.9<br>Ford; EXP; 1985-1982; L4-1.6<br>Ford; EXP; 1986-1981; L4-1.9<br>Merc; LN7; 1983-1982; L4-1.6<br>Merc; Lynx; 1985-1981; L4-1.6<br>Merc; Lynx; 1986-1985; L4-1.9  | Ford; Taurus; 1995-1994; V6-3.0<br>Merc; Sable; 1995-1994; V6-3.0  |
| <b>80160</b>   | <b>80172</b>   | <b>80186</b>   |
| Ford; Custom 500; 1977-1976; V8-351<br>Ford; Custom 500; 1976; V8-460<br>Ford; Ltd; 1976; V8-351<br>Ford; Ltd; 1976; V8-400<br>Ford; Ltd; 1976; V8-460<br>Merc; Grand Marquis; 1976-1975; V8-400   | Dodge; Colt; 1990-1989; L4-1.5<br>Dodge; Colt; 1989; L4-1.6<br>Ply; Colt; 1990-1989; L4-1.5<br>Ply; Colt; 1989; L4-1.6   | Saturn; S-Series; 1995; L4-1.9   |
| <b>80161</b>   | <b>80173</b>   | <b>80187</b>   |
| Ford; Granada; 1976; V8-302<br>Ford; Granada; 1976; V8-351<br>Merc; Monarch; 1976; V8-302<br>Merc; Monarch; 1976; V8-351   | Mits; Sigma; 1989; V6-3.0  | Chev; Camaro; 1995; V6-3.8<br>Pont; Firebird; 1995; V6-3.8   |
| <b>80163</b>   | <b>80174</b>   | <b>80188</b>   |
| Buick; Skyhawk; 1986-1982; L4-1.8<br>Buick; Skyhawk; 1988-1987; L4-2.0<br>Buick; Skyhawk; 1984-1982; L4-2.0<br>Chev; Cavalier; 1982; L4-1.8<br>Chev; Cavalier; 1984-1983; L4-2.0<br>Ford; Escort; 1990-1986; L4-1.9<br>Ford; EXP; 1987-1986; L4-1.9<br>Merc; Lynx; 1987; L4-1.9<br>Olds; Firenza; 1986-1982; L4-1.8<br>Olds; Firenza; 1988-1987; L4-2.0<br>Olds; Firenza; 1984-1983; L4-2.0<br>Pont; Grand Am; 1989-1987; L4-2.0<br>Pont; J2000; 1982; L4-1.8<br>Pont; Sunbird; 1986-1985; L4-1.8<br>Pont; Sunbird; 1994-1987; L4-2.0<br>Pont; 2000; 1983-1984; L4-1.8 | Volvo; 740; 1992-1988; L4-2.3<br>Volvo; 760; 1990-1988; L4-2.3<br>Volvo; 780; 1991-1989; L4-2.3<br>Volvo; 940; 1993-1991; L4-2.3   | Buick; Century; 1979; V6-231<br>Buick; Lesabre; 1979; V6-231<br>Buick; Regal; 1979; V6-231   |
| <b>80164</b>   | <b>80175</b>   | <b>80189</b>   |
| Chry; Concorde; 1994; V6-3.5<br>Chry; New Yorker; 1994; V6-3.5<br>Dodge; Intrepid; 1994-1993; V6-3.5<br>Eagle; Vision; 1994-1993; V6-3.5   | VW; Cabriolet; 1993-1984; L4-1.8<br>VW; Rabbit; 1984; L4-1.7<br>VW; Rabbit; 1984; L4-1.8<br>VW; Scirocco; 1988-1984; L4-1.8<br>VW; Scirocco; 1989; L4-1.8 (Canada)   | Ford; Country Sedan; 1973; V8-429<br>Ford; Country Squire; 1973; V8-429<br>Ford; Custom 500; 1975; V8-351<br>Ford; Custom 500; 1975; V8-400<br>Ford; Custom 500; 1973; V8-429<br>Ford; Custom 500; 1976; V8-460<br>Ford; Custom 500; 1974-1973; V8-460<br>Ford; Galaxie 500; 1973; V8-429<br>Ford; Ltd; 1975; V8-351<br>Ford; Ltd; 1975; V8-400<br>Ford; Ltd; 1973; V8-429<br>Ford; Ltd; 1977-1976; V8-460<br>Ford; Ltd; 1974-1973; V8-460<br>Ford; Ranch Wagon; 1973; V8-429<br>Merc; Colony Park; 1973; V8-429<br>Merc; Grand Marquis; 1975; V8-400<br>Merc; Grand Marquis; 1977-1975; V8-460<br>Merc; Marquis; 1973; V8-429<br>Merc; Marquis; 1977-1976; V8-460<br>Merc; Marquis; 1974-1973; V8-460<br>Merc; Monterey; 1973; V8-429 |
| <b>80165</b>   | <b>80176</b>   | <b>80190</b>   |
| Chry; Concorde; 1994-1993; V6-3.3<br>Dodge; Intrepid; 1994-1993; V6-3.3<br>Eagle; Vision; 1994-1993; V6-3.3  | Chev; Beretta; 1991-1990; L4-2.3   | Dodge; B Van; 1984-1979; L6-3.7<br>Dodge; B Van; 1984-1979; V8-5.2<br>Dodge; B Van; 1984-1979; V8-5.9<br>Dodge; CB Van; 1979; L6-225<br>Dodge; MB Van; 1979; V8-440<br>Ply; B Van; 1983-1979; L6-3.7<br>Ply; B Van; 1983-1979; V8-5.2<br>Ply; B Van; 1983-1979; V8-5.9   |
| <b>80166</b>   | <b>80177</b>   | <b>80191</b>   |
| Ford; Escort; 1995-1991; L4-1.9<br>Merc; Tracer; 1995-1991; L4-1.9   | Subaru; XT; 1991-1985; L4-1.8  | Ford; Fairmont; 1982; V8-4.2<br>Ford; Mustang; 1984; L4-2.3<br>Ford; Mustang; 1982; L4-2.3<br>Ford; Mustang; 1982; V8-4.2<br>Ford; Mustang; 1982; V8-5.0<br>Merc; Capri; 1982; L4-2.3<br>Merc; Capri; 1982; L6-3.3<br>Merc; Capri; 1982; V8-4.2<br>Merc; Zephyr; 1982; V8-4.2  |
| <b>80167</b>   | <b>80178</b>   | <b>80192</b>   |
| Honda; Accord; 1993-1990; L4-2.2   | Toy.; Corolla; 1982-1980; L4-1.8   | Subaru; DL; 1989-1985; L4-1.8<br>Subaru; GL; 1987-1986; L4-1.6<br>Subaru; GL; 1989-1985; L4-1.8<br>Subaru; GL-10; 1989-1985; L4-1.8<br>Subaru; Loyale; 1994-1985; L4-1.8   |
| <b>80168</b>   | <b>80179</b>   |  |
| Chev; G Van; 1995-1987; V8-5.0<br>Chev; G Van; 1995-1987; V8-5.7<br>GMC; G Van; 1995-1987; V8-5.0<br>GMC; G Van; 1995-1987; V8-5.7   | Volvo; 740; 1990-1989; L4-2.3<br>Volvo; 960; 1993-1992; L6-2.9   |  |
| <b>80169</b>   | <b>80180</b>   |  |
| Chry; Concorde; 1995; V6-3.3   | Subaru; Impreza; 1995-1993; L4-1.8<br>Subaru; Impreza; 1995; L4-2.2<br>Subaru; Legacy; 1995-1990; L4-2.2   |  |
|  | <b>80181</b>   |  |
|  | Volvo; 240; 1993-1991; L4-2.3  |  |
|  | <b>80182</b>   |  |
|  | Volvo; 240; 1993-1991; L4-2.3  |  |

**SYSTEM  
PUMP &  
GEAR  
IDENT.**

**SYSTEM &  
COM-  
PONENT  
IDENT.**

**PASS.  
CARS**

**LIGHT  
TRUCKS**

**MEDIUM/  
HEAVY  
TRUCKS**

**BUSES**

**HOSE  
NUMER-  
ICAL**

**REPAIR  
KITS**

**KIT  
NUMER-  
ICAL**

**ILLUST-  
RATIONS**

# Numerical Listing - Power Steering Hose Assemblies and End Fittings

**SYSTEM PUMP & GEAR IDENT.**

## 80193

Toy.; Celica; 1993-1990; L4-1.6

## 80194

Chev; S Pickup; 1995; L4-2.2  
GMC; Sonoma; 1995; L4-2.2

## 80195

Chev; C50; 1990-1980; GM V8-5.7  
Chev; C50; 1978-1977; GM V8-366  
Chev; C50; 1990; GM V8-6.0  
Chev; C50; 1978-1977; GM V8-427  
Chev; C50; 1990; GM V8-7.0  
Chev; C50; 1978-1977; GM V8-454  
Chev; C60; 1979-1977; GM V8-350  
Chev; C60; 1990-1977; GM V8-5.7  
Chev; C60; 1990-1977; GM V8-6.0  
Chev; C60; 1990-1977; GM V8-7.0  
Chev; C70; 1979; GM V8-366  
Chev; C70; 1989-1980; GM V8-6.0  
Chev; C70; 1989-1981; GM V8-7.0  
Chev; C70; 1979-1980; GM V8-454

**SYSTEM & COMPONENT IDENT.**

**PASS. CARS**

**LIGHT TRUCKS**

**MEDIUM/HEAVY TRUCKS**

**BUSES**

**HOSE NUMERICAL**

## 80196

Chev; C50; 1990-1980; GM V8-5.7  
Chev; C50; 1978-1977; GM V8-366  
Chev; C50; 1990; GM V8-6.0  
Chev; C50; 1978-1977; GM V8-427  
Chev; C50; 1990; GM V8-7.0  
Chev; C50; 1978-1977; GM V8-454  
Chev; C60; 1979-1977; GM V8-350  
Chev; C60; 1990-1977; GM V8-5.7  
Chev; C60; 1990-1977; GM V8-6.0  
Chev; C60; 1990-1977; GM V8-7.0  
Chev; C70; 1979; GM V8-366  
Chev; C70; 1989-1980; GM V8-6.0  
Chev; C70; 1989-1981; GM V8-7.0  
Chev; C70; 1979-1980; GM V8-454  
GMC; C5000; 1988-1979; V8-5.7  
GMC; C6000; 1988-1980; V8-5.7  
GMC; C6000; 1987-1979; V8-6.0  
GMC; C6000 C6D; 1979; V8-366  
GMC; C6000 C6D; 1979; V8-427  
GMC; C6000 C6D; 1979; V8-454  
GMC; C7000; 1987-1979; V8-7.0  
GMC; C7000 C7D; 1979; V8-427  
GMC; C7000 C7D; 1979; V8-454  
Chev; B7; 1978-1977; GM V8-350  
Chev; B7; 1991-1990; GM V8-5.7  
Chev; B7; 1978-1977; GM V8-366  
Chev; B7; 1991-1990; GM V8-6.0  
Chev; B7; 1978-1977; GM V8-427  
Chev; B7; 1991-1990; GM V8-7.0  
Chev; B7; 1978-1977; GM V8-454  
Chev; B7; 1991-1977; GM V8-7.4  
Chev; B60 B6P; 1979-1977; GM V8-350  
Chev; B60 B6P; 1991-1977; GM V8-5.7  
Chev; B60 B6P; 1991-1977; GM V8-6.0  
Chev; B60 B6P; 1991-1990; GM V8-7.0  
Chev; B60 B6P; 1984-1977; GM V8-7.0  
Chev; B60 B6P; 1991-1990; GM V8-7.4  
GMC; B6000 B6P; 1979; V8-350  
GMC; B6000 B6P; 1991-1979; V8-6.0  
GMC; B6000 B6P; 1991-1990; V8-7.0  
GMC; B6000 B6P; 1984-1979; V8-7.0  
GMC; B6000 B6P; 1991-1990; V8-7.4

**REPAIR KITS**

**KIT NUMERICAL**

**ILLUSTRATIONS**

## 80196 - Continued

Chev; B7; 1991-1990; GM V8-6.0  
Chev; B7; 1978-1977; GM V8-427  
Chev; B7; 1991-1990; GM V8-7.0  
Chev; B7; 1978-1977; GM V8-454  
Chev; B7; 1991-1977; GM V8-7.4  
Chev; B60 B6P; 1979-1977; GM V8-350  
Chev; B60 B6P; 1991-1977; GM V8-5.7  
Chev; B60 B6P; 1991-1977; GM V8-6.0  
Chev; B60 B6P; 1991-1990; GM V8-7.0  
Chev; B60 B6P; 1984-1977; GM V8-7.0  
Chev; B60 B6P; 1991-1990; GM V8-7.4  
GMC; B6000 B6P; 1979; V8-350  
GMC; B6000 B6P; 1991-1979; V8-6.0  
GMC; B6000 B6P; 1991-1990; V8-7.0  
GMC; B6000 B6P; 1984-1979; V8-7.0  
GMC; B6000 B6P; 1991-1990; V8-7.4

## 80197

Chev; C50; 1979; GM V8-350  
Chev; C50; 1987-1979; GM V8-5.7  
Chev; C60; 1987-1979; GM V8-5.7  
Chev; C60; 1987-1979; GM V8-6.0  
Chev; C60; 1979; GM V8-454  
Chev; C70; 1979; GM V8-366  
Chev; C70; 1986-1980; GM V8-6.0  
Chev; C70; 1986-1981; GM V8-7.0  
Chev; C70; 1979-1980; GM V8-454  
GMC; C5000; 1987-1979; V8-5.7  
GMC; C6000; 1986-1980; V8-5.7  
GMC; C6000; 1986-1979; V8-6.0  
GMC; C6000 C6D; 1979; V8-366  
GMC; C6000 C6D; 1979; V8-427  
GMC; C6000 C6D; 1979; V8-454  
GMC; C7000; 1986-1980; V8-6.0  
GMC; C7000; 1986-1979; V8-7.0  
GMC; C7000 C7D; 1979; V8-427  
GMC; C7000 C7D; 1979; V8-454  
Chev; B60 B6P; 1979-1977; GM V8-350  
Chev; B60 B6P; 1986-1977; GM V8-5.7  
Chev; B60 B6P; 1986-1977; GM V8-6.0  
Chev; B60 B6P; 1984-1977; GM V8-7.0  
GMC; B6000 B6P; 1979; V8-350  
GMC; B6000 B6P; 1986-1979; V8-5.7  
GMC; B6000 B6P; 1986-1979; V8-6.0  
GMC; B6000 B6P; 1984-1979; V8-7.0

## 80198

Chev; C70; 1989-1981; Cat 3208 Dsl

## 80199

Chev; C60; 1990-1981; DetrDsl V8-8.2  
Chev; C70; 1990-1981; DetrDsl V8-8.2  
GMC; C6000; 1989-1981; DetrDsl V8-8.2  
GMC; C7000; 1989-1981; DetrDsl V8-8.2  
Chev; B60 B6P; 1991-1983; DetrDsl V8-8.2  
GMC; B6000 B6P; 1990-1983; DetrDsl V8-8.2

## 80211

Ford; LN600; 1985-1980; V8-6.1  
Ford; LN700; 1986-1980; V8-6.1  
Ford; LN700; 1986-1980; V8-7.0

## 80212

Ford; CF6000; 1990-1988; L6-6.6 Dsl  
Ford; CF7000; 1993-1988; L6-6.6 Dsl  
Ford; CF7000; 1993-1991; L6-7.8 Dsl  
Ford; CF8000; 1993-1991; L6-6.6 Dsl  
Ford; CF8000; 1993-1988; L6-7.8 Dsl

## 80213

Ford; F600; 1991-1988; V8-6.1  
Ford; F600; 1994-1989; V8-7.0  
Ford; F700; 1991-1988; V8-6.1  
Ford; F700; 1995-1988; V8-7.0  
Ford; F800; 1991; V8-6.1  
Ford; F800; 1995-1988; V8-7.0  
Ford; FT800; 1990-1989; V8-7.0

## 80213 - Continued

Ford; FT900; 1991; V8-6.1  
Ford; FT900; 1995-1991; V8-7.0  
Ford; L8000; 1993; L6-6.6 Dsl  
Ford; L8000; 1993; L6-7.8 Dsl

## 80214

Int/Nav; F1954; 1988-1986; Int/Nav DT466 Dsl  
Int/Nav; F1954; 1984-1979; Int/Nav DT466 Dsl  
Int/Nav; F1954; 1979; Int/Nav DTA466 Dsl  
Int/Nav; F1954; 1979; Int/Nav DTI466 Dsl  
Int/Nav; F2554; 1988-1978; Int/Nav DT466 Dsl  
Int/Nav; F2554; 1978; Int/Nav DTA466 Dsl  
Int/Nav; F2554; 1978; Int/Nav DTI466 Dsl  
Int/Nav; F2654; 1988-1980; Int/Nav DT466 Dsl  
Int/Nav; 1754; 1988-1986; Int/Nav DT360 Dsl  
Int/Nav; 1754; 1979; Int/Nav DT466 Dsl  
Int/Nav; 1854; 1988-1979; Int/Nav DT360 Dsl  
Int/Nav; 1854; 1979; Int/Nav DTA466 Dsl  
Int/Nav; 1854; 1979; Int/Nav DTI466 Dsl  
Int/Nav; 1954; 1988-1979; Int/Nav DT466 Dsl  
Int/Nav; 1954; 1979; Int/Nav DTA466 Dsl  
Int/Nav; 1954; 1979; Int/Nav DTI466 Dsl  
Int/Nav; 1955; 1988-1979; Int/Nav DT466 Dsl  
Int/Nav; 1955; 1979; Int/Nav DTA466 Dsl  
Int/Nav; 1955; 1979; Int/Nav DTI466 Dsl  
Int/Nav; 2155; 1988-1980; Int/Nav DT466 Dsl  
Int/Nav; 2554; 1988-1980; Int/Nav DT466 Dsl  
Int/Nav; 2554; 1978; Int/Nav DT466 Dsl  
Int/Nav; 2654; 1978; Int/Nav DT466 Dsl

## 80215

Int/Nav; F1954; 1982-1980; Int/Nav V8-9.0 Dsl  
Int/Nav; 1654; 1982-1981; Int/Nav V8-9.0 Dsl  
Int/Nav; 1754; 1987-1980; Int/Nav V8-9.0 Dsl  
Int/Nav; 1854; 1987-1980; Int/Nav V8-9.0 Dsl  
Int/Nav; 1954; 1984; Int/Nav V8-9.0 Dsl  
Int/Nav; 1955; 1981-1980; Int/Nav V8-9.0 Dsl  
Int/Nav; 2155; 1980; Int/Nav V8-9.0 Dsl  
Int/Nav; 4700; 1993-1990; Int/Nav DT360 Dsl  
Int/Nav; 4800; 1993-1990; Int/Nav DT360 Dsl  
Int/Nav; 4800; 1993-1990; Int/Nav DT466 Dsl  
Int/Nav; 4900; 1993; Int/Nav DT360 Dsl  
Int/Nav; 4900; 1993-1990; Int/Nav DT466 Dsl  
Int/Nav; 7100; 1993-1990; Int/Nav DT466 Dsl  
Int/Nav; 1853; 1989; Int/Nav DT360 Dsl  
Int/Nav; 1853; 1989; Int/Nav DT466 Dsl  
Int/Nav; 3600; 1993-1991; Int/Nav DT360 Dsl  
Int/Nav; 3600; 1993-1991; Int/Nav DT466 Dsl  
Int/Nav; 3700; 1993-1991; Int/Nav DT360 Dsl  
Int/Nav; 3700; 1993-1991; Int/Nav DT466 Dsl  
Int/Nav; 3800; 1993-1990; Int/Nav DT360 Dsl  
Int/Nav; 3800; 1993-1990; Int/Nav DT466 Dsl  
Int/Nav; 3900FC; 1993-1991; Int/Nav DT360 Dsl  
Int/Nav; 3900FC; 1993-1991; Int/Nav DT466 Dsl

## 80216

Int/Nav; F1954; 1988-1986; Int/Nav DT466 Dsl  
Int/Nav; F1954; 1984-1979; Int/Nav DT466 Dsl  
Int/Nav; F1954; 1979; Int/Nav DTA466 Dsl  
Int/Nav; F1954; 1979; Int/Nav DTI466 Dsl  
Int/Nav; F2554; 1988-1978; Int/Nav DT466 Dsl  
Int/Nav; F2554; 1978; Int/Nav DTA466 Dsl  
Int/Nav; F2554; 1978; Int/Nav DTI466 Dsl  
Int/Nav; F2654; 1988-1980; Int/Nav DT466 Dsl  
Int/Nav; 1754; 1988-1986; Int/Nav DT360 Dsl  
Int/Nav; 1754; 1979; Int/Nav DT466 Dsl  
Int/Nav; 1854; 1988-1979; Int/Nav DT360 Dsl  
Int/Nav; 1854; 1979; Int/Nav DTA466 Dsl  
Int/Nav; 1854; 1979; Int/Nav DTI466 Dsl  
Int/Nav; 1954; 1988-1979; Int/Nav DT466 Dsl  
Int/Nav; 1954; 1979; Int/Nav DTA466 Dsl  
Int/Nav; 1954; 1979; Int/Nav DTI466 Dsl  
Int/Nav; 1955; 1988-1979; Int/Nav DT466 Dsl  
Int/Nav; 1955; 1979; Int/Nav DTA466 Dsl  
Int/Nav; 1955; 1979; Int/Nav DTI466 Dsl  
Int/Nav; 2155; 1988-1980; Int/Nav DT466 Dsl  
Int/Nav; 2554; 1988-1980; Int/Nav DT466 Dsl  
Int/Nav; 2554; 1978; Int/Nav DT466 Dsl  
Int/Nav; 2654; 1978; Int/Nav DT466 Dsl

# Numerical Listing - Power Steering Hose Assemblies and End Fittings

|  |   |  |
|--|---|--|
| <p style="text-align: center;"><b>80217</b></p> <p>Buick; Apollo; 1975; V8-260<br/>Buick; Riviera; 1979; V8-350<br/>Buick; Skylark; 1976-1977; V8-260<br/>Olds; Cutlass; 1977; V8-260<br/>Olds; Cutlass; 1977; V8-350<br/>Olds; Cutlass; 1977; V8-403</p> <p style="text-align: center;"><b>80218</b></p> <p>Chev; Monza; 1977-1976; L4-140<br/>Chev; Vega; 1976; L4-122<br/>Olds; Starfire; 1977-1976; L4-140<br/>Pont; Astre; 1977-1976; L4-140</p> <p style="text-align: center;"><b>80220</b></p> <p>VW; Golf; 1987-1985; L4-1.6 Dsl<br/>VW; Golf; 1992-1988; L4-1.6 Dsl (Canada)<br/>VW; Golf; 1992-1985; L4-1.8<br/>VW; Golf; 1992-1990; L4-2.0<br/>VW; Jetta; 1992-1989; L4-1.6 Dsl<br/>VW; Jetta; 1986-1985; L4-1.6 Dsl<br/>VW; Jetta; 1988-1987; L4-1.6 Dsl (Canada)<br/>VW; Jetta; 1992-1985; L4-1.8<br/>VW; Jetta; 1992-1990; L4-2.0</p> <p style="text-align: center;"><b>80221</b></p> <p>Chev; Beretta; 1988-1987; L4-2.0<br/>Olds; Firenza; 1988-1987; L4-2.0<br/>Pont; Tempest; 1988-1987; L4-2.0 (Canada)</p> <p style="text-align: center;"><b>80222</b></p> <p>Ford; Crown Victoria; 1995; V8-4.6<br/>Linc; Town Car; 1995-1992; V8-4.6<br/>Merc; Grand Marquis; 1995; V8-4.6</p> <p style="text-align: center;"><b>80223</b></p> <p>Chev; C70; 1990; GM V8-6.0<br/>Chev; C70; 1990-1991; GM V8-7.0<br/>Chev; Kodiak C5500; 1991; GM V8-7.0<br/>Chev; Kodiak C6500; 1991; GM V8-6.0<br/>Chev; Kodiak C6500; 1991; GM V8-7.0<br/>Chev; Kodiak C7500; 1991; GM V8-6.0<br/>Chev; Kodiak C7500; 1991; GM V8-7.0<br/>GMC; C6000; 1989-1988; V8-6.0<br/>GMC; Topkick C5500; 1991-1990; V8-6.0</p> <p style="text-align: center;"><b>80224</b></p> <p>Buick; Skylark; 1995-1994; V6-3.1<br/>Chev; Beretta; 1995-1994; V6-3.1<br/>Olds; Achieva; 1995-1994; V6-3.1<br/>Pont; Grand Am; 1995-1994; V6-3.1</p> <p style="text-align: center;"><b>80225</b></p> <p>Chev; Corvette; 1991; V8-5.7</p> <p style="text-align: center;"><b>80226</b></p> <p>Buick; Skylark; 1991-1989; V6-3.3<br/>Olds; Cutlass Calais; 1991-1989; V6-3.3</p> <p style="text-align: center;"><b>80227</b></p> <p>Buick; Skylark; 1993-1992; V6-3.3<br/>Olds; Achieva; 1993-1992; V6-3.3<br/>Pont; Grand Am; 1993-1992; V6-3.3</p> <p style="text-align: center;"><b>80228</b></p> <p>Chev; Beretta; 1989-1988; V6-2.8<br/>Chev; Beretta; 1993-1988; V6-3.1<br/>Chev; Corsica; 1993-1990; V6-3.1<br/>Pont; Tempest; 1989-1988; V6-2.8 (Canada)<br/>Pont; Tempest; 1991-1990; V6-3.1 (Canada)</p> <p style="text-align: center;"><b>80259</b></p> <p>Dodge; Ram Pickup; 1995-1994; V8-5.2</p> | <p style="text-align: center;"><b>80272</b></p> <p>Dodge; Dakota; 1991; V8-5.2</p> <p style="text-align: center;"><b>80277</b></p> <p>Chry; Daytona; 1992-1990; V6-3.0 (Canada)<br/>Chry; Dynasty; 1990; V6-3.0 (Canada)<br/>Chry; Lebaron; 1992-1988; V6-3.0<br/>Chry; TC Maserati; 1991-1990; V6-3.0<br/>Dodge; Daytona; 1992-1990; V6-3.0<br/>Dodge; Dynasty; 1992-1990; V6-3.0<br/>Dodge; Shadow; 1992; V6-3.0<br/>Dodge; Spirit; 1992-1989; V6-3.0<br/>Ply; Acclaim; 1992-1989; V6-3.0<br/>Ply; Sundance; 1992; V6-3.0</p> <p style="text-align: center;"><b>80278</b></p> <p>Chev; Tracker; 1992-1989; L4-1.6 (Canada)<br/>Geo; Tracker; 1995-1989; L4-1.6</p> <p style="text-align: center;"><b>80295</b></p> <p>Mazda; Protege; 1995; L4-1.5</p> <p style="text-align: center;"><b>80298</b></p> <p>Acura; Integra; 1995-1994; L4-1.8</p> <p style="text-align: center;"><b>80299</b></p> <p>Acura; Integra; 1995-1994; L4-1.8</p> <p style="text-align: center;"><b>80303</b></p> <p>Olds; Achieva; 1995; V6-3.1<br/>Pont; Grand Am; 1995; V6-3.1</p> <p style="text-align: center;"><b>80304</b></p> <p>Olds; Achieva; 1995; V6-3.1<br/>Pont; Grand Am; 1995; V6-3.1</p> <p style="text-align: center;"><b>80314</b></p> <p>Chry; Cirrus; 1995; L4-2.4<br/>Dodge; Stratus; 1995; L4-2.0<br/>Dodge; Stratus; 1995; L4-2.4</p> <p style="text-align: center;"><b>80325</b></p> <p>Chry; Sebring; 1995; L4-2.0<br/>Chry; Sebring; 1995; V6-2.5<br/>Dodge; Avenger; 1995; L4-2.0<br/>Dodge; Avenger; 1995; V6-2.5<br/>Eagle; Talon; 1995; L4-2.0<br/>Mits; Eclipse; 1995; L4-2.0</p> <p style="text-align: center;"><b>80329</b></p> <p>Pont; Sunfire; 1995; L4-2.2</p> <p style="text-align: center;"><b>80333</b></p> <p>Ford; Taurus; 1989-1986; L4-2.5<br/>Ford; Taurus; 1989-1986; V6-3.0<br/>Ford; Taurus; 1989-1988; V6-3.8<br/>Merc; Sable; 1986; L4-2.5<br/>Merc; Sable; 1989-1986; V6-3.0<br/>Merc; Sable; 1989-1988; V6-3.8</p> <p style="text-align: center;"><b>80334</b></p> <p>Ford; Taurus; 1993-1990; V6-3.0<br/>Ford; Taurus; 1993-1990; V6-3.8<br/>Linc; Continental; 1993-1990; V6-3.8<br/>Merc; Sable; 1993-1990; V6-3.0<br/>Merc; Sable; 1993-1990; V6-3.8</p> <p style="text-align: center;"><b>80335</b></p> <p>Ford; Taurus; 1995-1990; V6-3.0<br/>Ford; Taurus; 1995-1990; V6-3.8<br/>Linc; Continental; 1993-1992; V6-3.8<br/>Merc; Sable; 1995-1990; V6-3.0</p> | <p style="text-align: center;"><b>80335 - Continued</b></p> <p>Merc; Sable; 1995-1990; V6-3.8</p> <p style="text-align: center;"><b>80342</b></p> <p>Chev; LLV (Postal Vehicle); 1993-1987; L4-2.5</p> <p style="text-align: center;"><b>80343</b></p> <p>Chev; LLV (Postal Vehicle); 1993-1987; L4-2.5</p> <p style="text-align: center;"><b>80344</b></p> <p>Chev; LLV (Postal Vehicle); 1993-1987; L4-2.5</p> <p style="text-align: center;"><b>80354</b></p> <p>Ford; Windstar; 1995; V6-3.8</p> <p style="text-align: center;"><b>80363</b></p> <p>Honda; Civic Del Sol; 1995-1994; L4-1.6</p> <p style="text-align: center;"><b>80371</b></p> <p>Infiniti; G20; 1994-1991; L4-2.0</p> <p style="text-align: center;"><b>80372</b></p> <p>Jaguar; Vanden Plas; 1989-1988; L6-3.6<br/>Jaguar; Vanden Plas; 1994-1988; L6-4.0<br/>Jaguar; XJ6; 1994-1990; L6-4.0</p> <p style="text-align: center;"><b>80374</b></p> <p>Hyundai; Elantra; 1993; L4-1.6</p> <p style="text-align: center;"><b>80376</b></p> <p>Jaguar; Vanden Plas; 1987-1982; L6-4.2<br/>Jaguar; XJ6; 1987-1980; L6-4.2</p> <p style="text-align: center;"><b>81206</b></p> <p>Acura; Integra; 1989-1986; L4-1.6<br/>Acura; Integra; 1993-1992; L4-1.7<br/>Acura; Integra; 1995-1990; L4-1.8<br/>Acura; Legend; 1987-1986; V6-2.5<br/>Acura; Legend; 1990-1987; V6-2.7<br/>Acura; Legend; 1995-1991; V6-3.2<br/>Acura; TL; 1995; L5-2.5<br/>AmerMtrs; Ambassador; 1971; L6-258<br/>AmerMtrs; Ambassador; 1966; V8-287<br/>AmerMtrs; Ambassador; 1969-1967; V8-290<br/>AmerMtrs; Ambassador; 1974-1970; V8-304<br/>AmerMtrs; Ambassador; 1966; V8-327<br/>AmerMtrs; Ambassador; 1969-1967; V8-343<br/>AmerMtrs; Ambassador; 1974-1970; V8-360<br/>AmerMtrs; Ambassador; 1970-1968; V8-390<br/>AmerMtrs; Ambassador; 1974-1971; V8-401<br/>AmerMtrs; American; 1968-1966; L6-199<br/>AmerMtrs; American; 1968-1966; L6-232<br/>AmerMtrs; American; 1968-1967; V8-290<br/>AmerMtrs; AMX; 1980-1978; L6-4.2<br/>AmerMtrs; AMX; 1969-1978; V8-290<br/>AmerMtrs; AMX; 1974-1972; V8-304<br/>AmerMtrs; AMX; 1969-1968; V8-343<br/>AmerMtrs; AMX; 1974-1970; V8-360<br/>AmerMtrs; AMX; 1970-1968; V8-390<br/>AmerMtrs; AMX; 1974-1966; V8-401<br/>AmerMtrs; Concord; 1979-1978; L4-121<br/>AmerMtrs; Concord; 1982-1978; L4-2.5<br/>AmerMtrs; Concord; 1983-1978; L6-4.2<br/>AmerMtrs; Eagle; 1984-1981; L4-2.5<br/>AmerMtrs; Eagle; 1988-1980; L6-4.2<br/>AmerMtrs; Gremlin; 1978-1977; L4-121<br/>AmerMtrs; Gremlin; 1970; L6-199<br/>AmerMtrs; Gremlin; 1978-1970; L6-232<br/>AmerMtrs; Gremlin; 1978-1971; L6-258<br/>AmerMtrs; Gremlin; 1976-1972; V8-304<br/>AmerMtrs; Hornet; 1970; L6-199<br/>AmerMtrs; Hornet; 1977-1970; L6-232<br/>AmerMtrs; Hornet; 1977-1971; L6-258<br/>AmerMtrs; Hornet; 1977-1970; V8-304<br/>AmerMtrs; Hornet; 1974-1971; V8-360</p> |
|--|---|--|

**SYSTEM  
PUMP &  
GEAR  
IDENT.**

**SYSTEM &  
COM-  
PONENT  
IDENT.**

**PASS.  
CARS**

**LIGHT  
TRUCKS**

**MEDIUM/  
HEAVY  
TRUCKS**

**BUSES**

**HOSE  
NUMER-  
ICAL**

**REPAIR  
KITS**

**KIT  
NUMER-  
ICAL**

**ILLUST-  
RATIONS**



# Numerical Listing - Power Steering Hose Assemblies and End Fittings

|                                      | 81206 - Continued   | 81206 - Continued   | 81206 - Continued        |                          |
|--------------------------------------|---|---|--------------------------|--------------------------|
| <b>SYSTEM PUMP &amp; GEAR IDENT.</b> | AmerMtrs; Javelin; 1974-1968; L6-232<br>AmerMtrs; Javelin; 1974-1971; L6-258<br>AmerMtrs; Javelin; 1969-1968; V8-290<br>AmerMtrs; Javelin; 1974-1968; V8-304<br>AmerMtrs; Javelin; 1974-1970; V8-360<br>AmerMtrs; Javelin; 1970-1968; V8-390<br>AmerMtrs; Javelin; 1974-1971; V8-401<br>AmerMtrs; Marlin; 1967; L6-232<br>AmerMtrs; Matador; 1974-1971; L6-232<br>AmerMtrs; Matador; 1978-1971; L6-258<br>AmerMtrs; Matador; 1977-1971; V8-304<br>AmerMtrs; Matador; 1978-1971; V8-360<br>AmerMtrs; Matador; 1976-1971; V8-401<br>AmerMtrs; Pacer; 1978-1975; L6-232<br>AmerMtrs; Pacer; 1980-1975; L6-4.2<br>AmerMtrs; Pacer; 1979-1978; V8-304<br>AmerMtrs; Rambler; 1969; L6-199<br>AmerMtrs; Rambler; 1969; L6-232<br>AmerMtrs; Rambler; 1969; V8-290<br>AmerMtrs; Rambler; 1969; V8-390<br>AmerMtrs; Rambler Classic; 1966; L6-199<br>AmerMtrs; Rambler Classic; 1966; L6-232<br>AmerMtrs; Rambler Classic; 1966; V8-287<br>AmerMtrs; Rambler Classic; 1966; V8-290<br>AmerMtrs; Rambler Classic; 1966; V8-327<br>AmerMtrs; Rebel; 1970-1967; L6-232<br>AmerMtrs; Rebel; 1969-1967; V8-290<br>AmerMtrs; Rebel; 1970-1967; V8-304<br>AmerMtrs; Rebel; 1970; V8-360<br>AmerMtrs; Rebel; 1970-1969; V8-390<br>AmerMtrs; Spirit; 1979; L4-121<br>AmerMtrs; Spirit; 1982-1979; L4-2.5<br>AmerMtrs; Spirit; 1983-1979; L6-4.2<br>AmerMtrs; Spirit; 1979; V8-304<br>Asuna; Sunfire; 1993; L4-1.8 (Canada)<br>Audi; 100; 1992; V6-2.8<br>Buick; Apollo; 1975-1973; L6-250<br>Buick; Apollo; 1975; V8-260<br>Buick; Apollo; 1975-1973; V8-350<br>Buick; Centurion; 1973-1971; V8-350<br>Buick; Century; 1979-1975; V6-196<br>Buick; Century; 1979; V8-301<br>Buick; Century; 1979-1977; V8-305<br>Buick; Century; 1979-1973; V8-350<br>Buick; Century; 1977; V8-403<br>Buick; Century; 1974-1973; V8-455<br>Buick; Electra; 1979-1960; V8-350<br>Buick; Electra; 1979-1965; V8-403<br>Buick; Electra; 1969-1967; V8-430<br>Buick; Electra; 1976-1970; V8-455<br>Buick; Invicta; 1963-1960; V8-401<br>Buick; Lesabre; 1970; L6-250<br>Buick; Lesabre; 1979-1964; V6-231<br>Buick; Lesabre; 1979-1966; V8-301<br>Buick; Lesabre; 1979-1968; V8-350<br>Buick; Lesabre; 1961-1960; V8-364<br>Buick; Lesabre; 1975-1962; V8-400<br>Buick; Lesabre; 1978-1977; V8-403<br>Buick; Lesabre; 1964; V8-425<br>Buick; Lesabre; 1976-1970; V8-455<br>Buick; Regal; 1979-1975; V6-196<br>Buick; Regal; 1979; V8-301<br>Buick; Regal; 1979-1977; V8-305<br>Buick; Regal; 1977-1973; V8-350<br>Buick; Riviera; 1979; V6-231<br>Buick; Riviera; 1979-1977; V8-350<br>Buick; Riviera; 1965-1963; V8-401<br>Buick; Riviera; 1978-1963; V8-403<br>Buick; Riviera; 1969-1967; V8-430<br>Buick; Riviera; 1976-1970; V8-455<br>Buick; Skyhawk; 1979-1975; V6-231<br>Buick; Skylark; 1971-1964; L6-250<br>Buick; Skylark; 1979-1975; V6-231<br>Buick; Skylark; 1963-1961; V8-215<br>Buick; Skylark; 1976-1975; V8-260<br>Buick; Skylark; 1967-1964; V8-300<br>Buick; Skylark; 1977; V8-301<br>Buick; Skylark; 1979-1977; V8-305<br>Buick; Skylark; 1967-1966; V8-340<br>Buick; Skylark; 1979-1975; V8-350<br>Buick; Skylark; 1972-1965; V8-350<br>Buick; Skylark; 1972-1968; V8-455 | <b>SYSTEM &amp; COMPONENT IDENT.</b>  | <b>PASS. CARS</b>        | <b>LIGHT TRUCKS</b>      |
| <b>MEDIUM/HEAVY TRUCKS</b>           | <b>BUSES</b>  | <b>HOSE NUMERICAL</b>   | <b>REPAIR KITS</b>       |                          |
| <b>KIT NUMERICAL</b>                 | <b>ILLUSTRATIONS</b>  | <b>81206 - Continued</b>  | <b>81206 - Continued</b> |                          |
|                                      |   | Buick; Special; 1963-1962; V6-198<br>Buick; Special; 1967-1961; V6-225<br>Buick; Special; 1967-1964; V8-300<br>Buick; Special; 1969-1968; V8-350<br>Buick; Wildcat; 1966-1964; V8-401<br>Buick; Wildcat; 1966-1964; V8-425<br>Buick; Wildcat; 1969-1967; V8-430<br>Buick; Wildcat; 1970; V8-455<br>Cad; Calais; 1967-1965; V8-429<br>Cad; Calais; 1974-1968; V8-472<br>Cad; Calais; 1976-1975; V8-500<br>Cad; Deville; 1979; V8-350 Dsl<br>Cad; Deville; 1979-1977; V8-425<br>Cad; Deville; 1967-1965; V8-429<br>Cad; Deville; 1974-1968; V8-472<br>Cad; Deville; 1976-1975; V8-500<br>Cad; Eldorado; 1979; V8-350<br>Cad; Eldorado; 1979; V8-350 Dsl<br>Cad; Eldorado; 1963; V8-390<br>Cad; Eldorado; 1978-1977; V8-425<br>Cad; Eldorado; 1967-1964; V8-429<br>Cad; Eldorado; 1969-1968; V8-472<br>Cad; Eldorado; 1976-1970; V8-500<br>Cad; Fleetwood; 1979; V8-350 Dsl<br>Cad; Fleetwood; 1979-1977; V8-425<br>Cad; Fleetwood; 1974-1968; V8-472<br>Cad; Fleetwood; 1976-1975; V8-500<br>Cad; Fleetwood 75; 1963; V8-390<br>Cad; Fleetwood 75; 1967-1963; V8-429<br>Cad; Fleetwood Sixty Special; 1967-1964; V8-429<br>Cad; Seville; 1979-1976; V8-350<br>Cad; Seville; 1979-1978; V8-350 Dsl<br>Checker; Deluxe; 1969; L6-250<br>Checker; Deluxe; 1969; V8-327<br>Checker; Deluxe; 1969-1965; V8-350<br>Checker; Marathon; 1979-1969; L6-250<br>Checker; Marathon; 1967-1965; V8-283<br>Checker; Marathon; 1979-1977; V8-305<br>Checker; Marathon; 1968-1966; V8-307<br>Checker; Marathon; 1979-1969; V8-350<br>Chev; Beaumont; 1966-1964; L6-194 (Canada)<br>Chev; Beaumont; 1968-1964; L6-230 (Canada)<br>Chev; Beaumont; 1969-1967; L6-250 (Canada)<br>Chev; Beaumont; 1967-1964; V8-283 (Canada)<br>Chev; Beaumont; 1969-1964; V8-307 (Canada)<br>Chev; Beaumont; 1969-1966; V8-350 (Canada)<br>Chev; Beaumont; 1966-1958; V8-427 (Canada)<br>Chev; BelAir; 1973-1965; L6-250<br>Chev; BelAir; 1979-1977; L6-250 (Canada)<br>Chev; BelAir; 1967-1977; V8-283<br>Chev; BelAir; 1968-1958; V8-307<br>Chev; BelAir; 1975-1969; V8-350<br>Chev; BelAir; 1979-1976; V8-350 (Canada)<br>Chev; BelAir; 1969-1965; V8-396<br>Chev; BelAir; 1975-1970; V8-400<br>Chev; BelAir; 1976; V8-400 (Canada)<br>Chev; BelAir; 1972-1971; V8-402<br>Chev; BelAir; 1965-1962; V8-409<br>Chev; BelAir; 1969-1966; V8-427<br>Chev; BelAir; 1975-1970; V8-454<br>Chev; BelAir; 1976-1958; V8-454 (Canada)<br>Chev; Biscayne; 1972-1965; L6-250<br>Chev; Biscayne; 1973; L6-250 (Canada)<br>Chev; Biscayne; 1967-1958; V8-283<br>Chev; Biscayne; 1968-1958; V8-307<br>Chev; Biscayne; 1972-1969; V8-350<br>Chev; Biscayne; 1975-1973; V8-350 (Canada)<br>Chev; Biscayne; 1969-1965; V8-396<br>Chev; Biscayne; 1972-1970; V8-400<br>Chev; Biscayne; 1975-1971; V8-400 (Canada)<br>Chev; Biscayne; 1965-1962; V8-409<br>Chev; Biscayne; 1969-1966; V8-427<br>Chev; Biscayne; 1972-1970; V8-454<br>Chev; Biscayne; 1975-1973; V8-454 (Canada)<br>Chev; Blazer; 1979-1969; L6-250<br>Chev; Blazer; 1979-1977; V8-305<br>Chev; Blazer; 1973-1969; V8-307<br>Chev; Blazer; 1979-1969; V8-350<br>Chev; Blazer; 1979-1975; V8-400<br>Chev; C&K Pickup; 1966-1963; L6-230<br>Chev; C&K Pickup; 1979-1966; L6-250<br>Chev; C&K Pickup; 1963; L6-261 | <b>81206 - Continued</b> | <b>81206 - Continued</b> |
|                                      |   | Chev; C&K Pickup; 1979-1963; L6-292<br>Chev; C&K Pickup; 1967-1963; V8-283<br>Chev; C&K Pickup; 1979-1977; V8-305<br>Chev; C&K Pickup; 1973-1968; V8-307<br>Chev; C&K Pickup; 1968-1965; V8-327<br>Chev; C&K Pickup; 1979-1969; V8-350<br>Chev; C&K Pickup; 1979-1978; V8-350 Dsl<br>Chev; C&K Pickup; 1970-1975; V8-396<br>Chev; C&K Pickup; 1970; V8-400<br>Chev; C&K Pickup; 1972-1971; V8-402<br>Chev; C&K Pickup; 1979-1973; V8-454<br>Chev; Camaro; 1979-1967; L6-250<br>Chev; Camaro; 1969-1967; V8-302<br>Chev; Camaro; 1979-1976; V8-305<br>Chev; Camaro; 1973-1969; V8-307<br>Chev; Camaro; 1969-1967; V8-327<br>Chev; Camaro; 1979-1967; V8-350<br>Chev; Camaro; 1969-1967; V8-396<br>Chev; Camaro; 1971-1969; V8-400<br>Chev; Camaro; 1967; V8-427<br>Chev; Caprice; 1979-1977; L6-250<br>Chev; Caprice; 1967-1966; V8-283<br>Chev; Caprice; 1979-1977; V8-305<br>Chev; Caprice; 1968-1966; V8-307<br>Chev; Caprice; 1979-1969; V8-350<br>Chev; Caprice; 1969-1966; V8-396<br>Chev; Caprice; 1976-1970; V8-400<br>Chev; Caprice; 1972-1971; V8-402<br>Chev; Caprice; 1969-1966; V8-427<br>Chev; Caprice; 1976-1970; V8-454<br>Chev; Chevelle; 1966-1964; L6-194<br>Chev; Chevelle; 1969-1964; L6-230<br>Chev; Chevelle; 1973-1967; L6-250<br>Chev; Chevelle; 1967-1964; V8-283<br>Chev; Chevelle; 1976; V8-305<br>Chev; Chevelle; 1973-1968; V8-307<br>Chev; Chevelle; 1968-1964; V8-327<br>Chev; Chevelle; 1976-1969; V8-350<br>Chev; Chevelle; 1969-1974; V8-396<br>Chev; Chevelle; 1971-1970; V8-400<br>Chev; Chevelle; 1974-1970; V8-454<br>Chev; Chevy II; 1968-1962; L4-153<br>Chev; Chevy II; 1967-1962; L6-194<br>Chev; Chevy II; 1968-1964; L6-230<br>Chev; Chevy II; 1968-1967; L6-250<br>Chev; Chevy II; 1967-1964; V8-283<br>Chev; Chevy II; 1968; V8-307<br>Chev; Chevy II; 1968-1965; V8-327<br>Chev; Chevy II; 1968; V8-350<br>Chev; Chevy II; 1968; V8-396<br>Chev; Corvette; 1968-1963; V8-327<br>Chev; Corvette; 1979-1969; V8-350<br>Chev; Corvette; 1965; V8-396<br>Chev; Corvette; 1969-1966; V8-427<br>Chev; Corvette; 1974-1970; V8-454<br>Chev; El Camino; 1969-1964; L6-230<br>Chev; El Camino; 1977-1975; L6-250<br>Chev; El Camino; 1973-1967; L6-250<br>Chev; El Camino; 1979; V6-200<br>Chev; El Camino; 1967-1964; V8-283<br>Chev; El Camino; 1979-1976; V8-305<br>Chev; El Camino; 1973-1968; V8-307<br>Chev; El Camino; 1968-1964; V8-327<br>Chev; El Camino; 1979-1974; V8-350<br>Chev; El Camino; 1972-1970; V8-402<br>Chev; El Camino; 1975-1970; V8-454<br>Chev; G Van; 1979-1971; L6-250<br>Chev; G Van; 1978-1974; L6-292<br>Chev; G Van; 1979-1977; V8-305<br>Chev; G Van; 1973-1971; V8-307<br>Chev; G Van; 1979-1971; V8-350<br>Chev; G Van; 1979-1975; V8-400<br>Chev; Impala; 1965-1959; L6-230<br>Chev; Impala; 1979-1977; L6-250<br>Chev; Impala; 1973-1965; L6-250<br>Chev; Impala; 1967-1959; V8-283<br>Chev; Impala; 1979-1977; V8-305<br>Chev; Impala; 1968-1959; V8-307<br>Chev; Impala; 1979-1969; V8-350<br>Chev; Impala; 1969-1970; V8-396<br>Chev; Impala; 1972-1971; V8-402<br>Chev; Impala; 1965-1961; V8-409   |                          |                          |

# Numerical Listing - Power Steering Hose Assemblies and End Fittings

## 81206 - Continued

Chev; Impala; 1969-1966; V8-427  
 Chev; Impala; 1963; V8-427  
 Chev; Impala; 1976-1970; V8-454  
 Chev; Malibu; 1979; V6-200  
 Chev; Malibu; 1979-1976; V8-305  
 Chev; Malibu; 1973; V8-307  
 Chev; Malibu; 1979-1973; V8-350  
 Chev; Malibu; 1976-1973; V8-400  
 Chev; Monte Carlo; 1979; V6-200  
 Chev; Monte Carlo; 1979-1970; V8-305  
 Chev; Monte Carlo; 1976-1970; V8-400  
 Chev; Monte Carlo; 1972-1970; V8-402  
 Chev; Monte Carlo; 1975-1970; V8-454  
 Chev; Monza; 1977-1975; L4-140  
 Chev; Monza; 1979-1978; L4-151  
 Chev; Monza; 1976-1975; V8-262  
 Chev; Monza; 1979-1975; V8-305  
 Chev; Nova; 1970-1969; L6-230  
 Chev; Nova; 1979-1969; L6-250  
 Chev; Nova; 1975; V8-262  
 Chev; Nova; 1979-1976; V8-305  
 Chev; Nova; 1973-1969; V8-307  
 Chev; Nova; 1979-1970; V8-350  
 Chev; P Van; 1974-1973; L6-250  
 Chev; P Van; 1979-1973; L6-292  
 Chev; P Van; 1973-1970; V8-307  
 Chev; P Van; 1979-1970; V8-350  
 Chev; P Van; 1972-1971; V8-402  
 Chev; P Van; 1979-1973; V8-454  
 Chev; S Pickup; 1994; L4-2.2  
 Chev; Suburban; 1966-1963; L6-230  
 Chev; Suburban; 1980-1966; L6-4.1  
 Chev; Suburban; 1963; L6-261  
 Chev; Suburban; 1979-1963; L6-292  
 Chev; Suburban; 1967-1963; V8-283  
 Chev; Suburban; 1980-1977; V8-5.0  
 Chev; Suburban; 1973-1968; V8-307  
 Chev; Suburban; 1968-1965; V8-327  
 Chev; Suburban; 1979-1969; V8-350  
 Chev; Suburban; 1978; V8-350 Dsl  
 Chev; Suburban; 1970-1975; V8-396  
 Chev; Suburban; 1970; V8-400  
 Chev; Suburban; 1972-1971; V8-402  
 Chev; Suburban; 1979-1973; V8-454  
 Chev; Vega; 1976-1975; L4-122  
 Chev; Vega; 1977-1971; L4-140  
 Chry; Cirrus; 1995; L4-2.4  
 Chry; Cirrus; 1995; V6-2.5  
 Chry; Conquest; 1989-1987; L4-2.6  
 Chry; Cordoba; 1983-1980; L6-3.7  
 Chry; Cordoba; 1983-1975; V8-5.2  
 Chry; Cordoba; 1980-1975; V8-5.9  
 Chry; Cordoba; 1978-1975; V8-400  
 Chry; Daytona; 1993-1992; L4-2.2 (Canada)  
 Chry; Daytona; 1990-1984; L4-2.2 (Canada)  
 Chry; Daytona; 1993-1987; L4-2.5 (Canada)  
 Chry; Daytona; 1993-1990; V6-3.0 (Canada)  
 Chry; Dynasty; 1992-1988; L4-2.5 (Canada)  
 Chry; Dynasty; 1990-1988; V6-3.0 (Canada)  
 Chry; Dynasty; 1993-1990; V6-3.3 (Canada)  
 Chry; E Class; 1984-1983; L4-2.2  
 Chry; Executive; 1986-1983; L4-2.2 (Canada)  
 Chry; Fifth Ave.; 1983; L6-3.7  
 Chry; Fifth Ave.; 1989-1983; V8-5.2  
 Chry; Imperial; 1991-1990; V6-3.3  
 Chry; Imperial; 1993-1991; V6-3.8  
 Chry; Imperial; 1983-1981; V8-5.2  
 Chry; Imperial; 1975-1967; V8-440  
 Chry; Laser; 1986-1984; L4-2.2  
 Chry; Laser; 1986; L4-2.5  
 Chry; Lebaron; 1990-1982; L4-2.2  
 Chry; Lebaron; 1994-1978; L4-2.5  
 Chry; Lebaron; 1994-1993; V6-3.0  
 Chry; Lebaron; 1981-1977; V8-5.2  
 Chry; Lebaron; 1979-1983; V8-360  
 Chry; New Yorker; 1987-1982; L4-2.5  
 Chry; New Yorker; 1989-1988; V6-3.0  
 Chry; New Yorker; 1993-1990; V6-3.3  
 Chry; New Yorker; 1993-1991; V6-3.8  
 Chry; New Yorker; 1982-1977; V8-5.2  
 Chry; New Yorker; 1967-1975; V8-383  
 Chry; New Yorker; 1978-1967; V8-440

## 81206 - Continued

Chry; Newport; 1981-1979; L6-3.7  
 Chry; Newport; 1981-1974; V8-5.2  
 Chry; Newport; 1972-1971; V8-360  
 Chry; Newport; 1971-1972; V8-383  
 Chry; Newport; 1978-1967; V8-440  
 Chry; Sebring; 1995; L4-2.0  
 Chry; Sebring; 1995; V6-2.5  
 Chry; TC Maserati; 1990-1982; L4-2.2  
 Chry; Town & Country; 1988-1978; L4-2.5  
 Chry; Town & Country; 1981-1978; V8-5.2  
 Chry; Town & Country; 1971; V8-383  
 Chry; Town & Country; 1977-1975; V8-400  
 Chry; Town & Country; 1972; V8-400  
 Chry; Town & Country; 1977-1971; V8-440  
 Chry; Town & Country Van; 1990; V6-3.0  
 Chry; Town & Country Van; 1993-1990; V6-3.3  
 Chry; Town & Country Van; 1995-1994; V6-3.8  
 Chry; 300; 1971-1967; V8-440  
 Daihatsu; Charade; 1992-1989; L3-1.0  
 Daihatsu; Charade; 1992-1989; L4-1.3  
 Daihatsu; Rocky; 1992-1990; L4-1.6  
 Dodge; Aries; 1987-1981; L4-2.2  
 Dodge; Aries; 1987-1981; L4-2.5  
 Dodge; Aries America; 1989-1988; L4-2.2  
 Dodge; Aspen; 1980-1976; L6-3.7  
 Dodge; Aspen; 1980-1976; V8-5.2  
 Dodge; Aspen; 1979-1976; V8-360  
 Dodge; Avenger; 1995; L4-2.0  
 Dodge; Avenger; 1995; V6-2.5  
 Dodge; B Van; 1971; L6-198  
 Dodge; B Van; 1987-1971; L6-3.7  
 Dodge; B Van; 1989-1971; V6-3.9  
 Dodge; B Van; 1989-1971; V8-5.9  
 Dodge; B Van; 1978-1976; V8-400  
 Dodge; B Van; 1978-1975; V8-440  
 Dodge; Caravan; 1995-1978; V6-3.3  
 Dodge; CB Van; 1979-1972; L6-225  
 Dodge; CB Van; 1980-1972; V8-5.2  
 Dodge; CB Van; 1980-1972; V8-5.9  
 Dodge; CB Van; 1977-1987; V8-400  
 Dodge; Challenger; 1971-1970; L6-198  
 Dodge; Challenger; 1972-1970; L6-225  
 Dodge; Challenger; 1974-1970; V8-318  
 Dodge; Challenger; 1973-1970; V8-340  
 Dodge; Challenger; 1974; V8-360  
 Dodge; Challenger; 1971-1970; V8-383  
 Dodge; Challenger; 1970; V8-426  
 Dodge; Charger; 1986-1983; L4-1.6  
 Dodge; Charger; 1983; L4-1.7  
 Dodge; Charger; 1987-1983; L4-2.2  
 Dodge; Charger; 1976; L6-225  
 Dodge; Charger; 1974-1968; L6-225  
 Dodge; Charger; 1966; V8-273  
 Dodge; Charger; 1978-1966; V8-318  
 Dodge; Charger; 1973-1972; V8-340  
 Dodge; Charger; 1978-1974; V8-360  
 Dodge; Charger; 1966; V8-361  
 Dodge; Charger; 1971-1966; V8-383  
 Dodge; Charger; 1978-1966; V8-400  
 Dodge; Charger; 1974-1967; V8-440  
 Dodge; Colt; 1994-1985; L4-1.5  
 Dodge; Colt; 1995; L4-1.5 (Canada)  
 Dodge; Colt; 1990-1985; L4-1.6  
 Dodge; Colt; 1979-1978; L4-98  
 Dodge; Colt; 1994-1993; L4-1.8  
 Dodge; Colt; 1990-1989; L4-1.8  
 Dodge; Colt; 1991-1985; L4-2.0  
 Dodge; Colt; 1994-1993; L4-2.4 (Canada)  
 Dodge; Colt; 1979-1978; L4-156  
 Dodge; Conquest; 1986-1984; L4-2.6  
 Dodge; Coronet; 1976-1965; L6-225  
 Dodge; Coronet; 1968-1965; V8-273  
 Dodge; Coronet; 1973-1972; V8-340  
 Dodge; Coronet; 1976-1974; V8-360  
 Dodge; Coronet; 1966-1965; V8-361  
 Dodge; Coronet; 1971-1973; V8-383  
 Dodge; Coronet; 1970-1967; V8-440  
 Dodge; D & W Pickup; 1971-1970; L6-198  
 Dodge; D & W Pickup; 1987-1982; L6-3.7  
 Dodge; D & W Pickup; 1980-1970; L6-3.7  
 Dodge; D & W Pickup; 1979-1978; L6-243 Dsl  
 Dodge; D & W Pickup; 1987-1970; V8-5.2

## 81206 - Continued

Dodge; D & W Pickup; 1987-1971; V8-5.9  
 Dodge; D & W Pickup; 1971-1970; V8-383  
 Dodge; D & W Pickup; 1978-1972; V8-400  
 Dodge; D & W Pickup; 1978-1973; V8-440  
 Dodge; Dart; 1969-1967; L6-170  
 Dodge; Dart; 1974-1970; L6-198  
 Dodge; Dart; 1976-1967; L6-225  
 Dodge; Dart; 1969-1967; V8-273  
 Dodge; Dart; 1976-1968; V8-318  
 Dodge; Dart; 1973-1968; V8-340  
 Dodge; Dart; 1976-1974; V8-360  
 Dodge; Dart; 1969-1968; V8-383  
 Dodge; Daytona; 1993-1992; L4-2.2  
 Dodge; Daytona; 1990-1984; L4-2.2  
 Dodge; Daytona; 1993-1986; L4-2.5  
 Dodge; Daytona; 1993-1990; V6-3.0  
 Dodge; Diplomat; 1983-1977; L6-3.7  
 Dodge; Diplomat; 1979-1978; V8-360  
 Dodge; Dynasty; 1993-1988; L4-2.5  
 Dodge; Dynasty; 1993-1988; V6-3.0  
 Dodge; Dynasty; 1993-1987; V6-3.3  
 Dodge; Grand Caravan; 1987; L4-2.2  
 Dodge; Grand Caravan; 1989-1987; L4-2.5  
 Dodge; Grand Caravan; 1995-1992; V6-3.0  
 Dodge; Grand Caravan; 1989-1987; V6-3.0  
 Dodge; Grand Caravan; 1995-1990; V6-3.3  
 Dodge; Grand Caravan; 1995-1973; V6-3.8  
 Dodge; Lancer; 1989-1985; L4-2.2  
 Dodge; Lancer; 1989-1986; L4-2.5  
 Dodge; M Motor Home; 1976-1975; V8-318  
 Dodge; M Motor Home; 1973-1975; V8-318  
 Dodge; M Motor Home; 1973; V8-360  
 Dodge; M Motor Home; 1973-1969; V8-413  
 Dodge; M Motor Home; 1979-1975; V8-440  
 Dodge; M Motor Home; 1973; V8-440  
 Dodge; Magnum; 1979-1978; V8-318  
 Dodge; Magnum; 1978; V8-400  
 Dodge; MB Van; 1980-1979; V8-5.9  
 Dodge; MB Van; 1975-1974; V8-360  
 Dodge; MB Van; 1978-1976; V8-400  
 Dodge; MB Van; 1979-1974; V8-440  
 Dodge; Mini Ram Van; 1987-1984; L4-2.2  
 Dodge; Mini Ram Van; 1988-1987; L4-2.5  
 Dodge; Mini Ram Van; 1987-1984; L4-2.6  
 Dodge; Mini Ram Van; 1988-1987; V6-3.0  
 Dodge; Mirada; 1983-1980; L6-3.7  
 Dodge; Mirada; 1983-1980; V8-5.2  
 Dodge; Mirada; 1980; V8-5.9  
 Dodge; Monaco; 1978-1977; L6-225  
 Dodge; Monaco; 1990; V6-3.0  
 Dodge; Monaco; 1978-1975; V8-318  
 Dodge; Monaco; 1978-1972; V8-360  
 Dodge; Monaco; 1978; V8-440  
 Dodge; Monaco; 1976-1967; V8-440  
 Dodge; Omni; 1986-1983; L4-1.6  
 Dodge; Omni; 1983-1978; L4-1.7  
 Dodge; Omni; 1990-1981; L4-2.2  
 Dodge; Polara; 1971-1970; L6-225  
 Dodge; Polara; 1973-1967; V8-318  
 Dodge; Polara; 1973-1971; V8-360  
 Dodge; Polara; 1971-1967; V8-383  
 Dodge; Polara; 1973-1967; V8-400  
 Dodge; Raider; 1989-1987; L4-2.6  
 Dodge; Raider; 1989; V6-3.0  
 Dodge; Ram 50 Pickup; 1989-1987; L4-2.0  
 Dodge; Ram 50 Pickup; 1993-1987; L4-2.4  
 Dodge; Ramcharger; 1980-1974; L6-3.7  
 Dodge; Ramcharger; 1987-1974; V8-5.2  
 Dodge; Ramcharger; 1987-1984; V8-5.9  
 Dodge; Ramcharger; 1981-1974; V8-5.9  
 Dodge; Ramcharger; 1978-1976; V8-400  
 Dodge; Ramcharger; 1974; V8-400  
 Dodge; Ramcharger; 1978-1974; V8-440  
 Dodge; Rampage; 1984-1982; L4-2.2  
 Dodge; RM Motor Home; 1974-1973; V8-318  
 Dodge; Royal Monaco; 1977; V8-318  
 Dodge; Royal Monaco; 1977-1975; V8-360  
 Dodge; Royal Monaco; 1977-1975; V8-400  
 Dodge; Royal Monaco; 1977-1975; V8-440  
 Dodge; Shadow; 1994-1987; L4-2.2  
 Dodge; Shadow; 1994-1988; L4-2.5  
 Dodge; Shadow; 1994-1992; V6-3.0

SYSTEM  
PUMP &  
GEAR  
IDENT.

SYSTEM &  
COM-  
PONENT  
IDENT.

PASS.  
CARS

LIGHT  
TRUCKS

MEDIUM/  
HEAVY  
TRUCKS

BUSES

HOSE  
NUMER-  
ICAL

REPAIR  
KITS

KIT  
NUMER-  
ICAL

ILLUST-  
RATIONS



# Numerical Listing - Power Steering Hose Assemblies and End Fittings

|                                      | 81206 - Continued   | 81206 - Continued   | 81206 - Continued   |
|--------------------------------------|---|---|---|
| <b>SYSTEM PUMP &amp; GEAR IDENT.</b> | Dodge; Spirit; 1992-1991; L4-2.2<br>Dodge; Spirit; 1995-1989; L4-2.5<br>Dodge; Spirit; 1995-1989; V6-3.0<br>Dodge; St. Regis; 1981-1979; L6-3.7<br>Dodge; St. Regis; 1981-1979; V8-5.2<br>Dodge; Stealth; 1995-1991; V6-3.0<br>Dodge; Stratus; 1995; L4-2.0<br>Dodge; Stratus; 1995; L4-2.4<br>Dodge; Stratus; 1995; V6-2.5<br>Dodge; 400; 1983-1982; L4-2.2<br>Dodge; 600; 1988-1983; L4-2.2<br>Dodge; 600; 1988-1983; L4-2.5<br>Eagle; Summit; 1995-1989; L4-1.5<br>Eagle; Summit; 1995-1992; L4-1.8<br>Eagle; Summit; 1995-1992; L4-2.4<br>Eagle; Talon; 1994-1993; L4-1.8<br>Eagle; Talon; 1995-1990; L4-2.0<br>Eagle; Vista; 1992-1989; L4-1.5 (Canada)<br>Eagle; Vista; 1991-1989; L4-2.0 (Canada)<br>Eagle; 2000 GTX; 1993-1991; L4-2.0 (Canada) | Ford; EXP; 1985-1982; L4-1.6<br>Ford; EXP; 1988-1986; L4-1.9<br>Ford; F Pickup; 1977; L6-240<br>Ford; F Pickup; 1975-1973; L6-240<br>Ford; F Pickup; 1992-1977; L6-4.9<br>Ford; F Pickup; 1975-1973; L6-300<br>Ford; F Pickup; 1983-1982; V6-3.8<br>Ford; F Pickup; 1982-1981; V8-4.2<br>Ford; F Pickup; 1979-1977; V8-302<br>Ford; F Pickup; 1972-1970; V8-302<br>Ford; F Pickup; 1992-1980; V8-5.0<br>Ford; F Pickup; 1992-1977; V8-5.8<br>Ford; F Pickup; 1967; V8-352<br>Ford; F Pickup; 1972-1968; V8-360<br>Ford; F Pickup; 1972-1968; V8-390<br>Ford; F Pickup; 1982-1977; V8-6.6<br>Ford; F Pickup; 1987-1983; V8-6.9 Dsl<br>Ford; F Pickup; 1995-1988; V8-7.3 Dsl<br>Ford; F Pickup; 1995-1983; V8-7.5<br>Ford; F Pickup; 1979-1973; V8-460<br>Ford; Fairlane; 1966-1962; L6-170<br>Ford; Fairlane; 1969-1963; L6-200<br>Ford; Fairlane; 1970-1969; L6-250<br>Ford; Fairlane; 1963-1962; V8-221<br>Ford; Fairlane; 1964-1962; V8-260<br>Ford; Fairlane; 1968-1963; V8-289<br>Ford; Fairlane; 1969-1968; V8-302<br>Ford; Fairlane; 1966; V8-390<br>Ford; Fairlane; 1964; V8-390<br>Ford; Fairlane; 1969; V8-428<br>Ford; Fairmont; 1983-1978; L4-2.3<br>Ford; Fairmont; 1983-1978; L6-3.3<br>Ford; Fairmont; 1982-1978; V8-4.2<br>Ford; Falcon; 1969-1965; L6-170<br>Ford; Falcon; 1970-1965; L6-200<br>Ford; Falcon; 1970; L6-250<br>Ford; Falcon; 1964-1963; V8-260<br>Ford; Falcon; 1968-1965; V8-289<br>Ford; Falcon; 1968; V8-302<br>Ford; Falcon Ranchero; 1965; L6-170<br>Ford; Falcon Ranchero; 1965-1963; L6-200<br>Ford; Falcon Ranchero; 1965; V8-289<br>Ford; Festiva; 1993-1990; L4-1.3<br>Ford; Galaxie; 1970-1965; L6-240<br>Ford; Galaxie; 1963; V8-260<br>Ford; Galaxie; 1967-1963; V8-289<br>Ford; Galaxie; 1970-1968; V8-302<br>Ford; Galaxie; 1970-1969; V8-351<br>Ford; Galaxie; 1966-1963; V8-352<br>Ford; Galaxie; 1970-1963; V8-390<br>Ford; Galaxie; 1967; V8-427<br>Ford; Galaxie; 1969-1967; V8-428<br>Ford; Galaxie; 1970-1969; V8-429<br>Ford; Galaxie 500; 1972-1971; L6-240<br>Ford; Galaxie 500; 1974-1971; V8-351<br>Ford; Galaxie 500; 1971; V8-390<br>Ford; Galaxie 500; 1974-1971; V8-400<br>Ford; Galaxie 500; 1973-1971; V8-429<br>Ford; Galaxie 500; 1974-1972; V8-460<br>Ford; Galaxie 500; 1974-1972; V8-460<br>Ford; Gran Torino; 1974-1972; V8-302<br>Ford; Gran Torino; 1976-1972; V8-351<br>Ford; Gran Torino; 1976-1972; V8-400<br>Ford; Gran Torino; 1976-1973; V8-460<br>Ford; Granada; 1982-1981; L4-2.3<br>Ford; Granada; 1977-1975; L6-200<br>Ford; Granada; 1978-1975; L6-250<br>Ford; Granada; 1982-1981; V6-3.8<br>Ford; Granada; 1978-1975; V8-302<br>Ford; Granada; 1977-1983; V8-351<br>Ford; Ltd; 1983; L6-3.3<br>Ford; Ltd; 1986-1981; V6-3.8<br>Ford; Ltd; 1967; V8-289<br>Ford; Ltd; 1979-1977; V8-302<br>Ford; Ltd; 1972-1968; V8-302<br>Ford; Ltd; 1986-1980; V8-5.0<br>Ford; Ltd; 1986-1983; V8-5.8<br>Ford; Ltd; 1981-1980; V8-5.8<br>Ford; Ltd; 1982; V8-5.8 (Canada)<br>Ford; Ltd; 1979-1976; V8-351<br>Ford; Ltd; 1974-1969; V8-351<br>Ford; Ltd; 1971-1976; V8-390<br>Ford; Ltd; 1974-1971; V8-400 | Ford; Ltd; 1967; V8-427<br>Ford; Ltd; 1969-1967; V8-428<br>Ford; Ltd; 1973-1969; V8-429<br>Ford; Ltd; 1978-1973; V8-460<br>Ford; Ltd II; 1979-1977; V8-302<br>Ford; Ltd II; 1979-1977; V8-351<br>Ford; Ltd Crown Victoria; 1991-1987; V8-5.0<br>Ford; Ltd Crown Victoria; 1991-1987; V8-5.8<br>Ford; Maverick; 1972-1969; L6-170<br>Ford; Maverick; 1976-1969; L6-200<br>Ford; Maverick; 1976-1970; L6-250<br>Ford; Maverick; 1976-1971; V8-302<br>Ford; Mustang; 1993-1979; L4-2.3<br>Ford; Mustang; 1964; L6-170<br>Ford; Mustang; 1982-1979; L6-3.3<br>Ford; Mustang; 1970-1965; L6-200<br>Ford; Mustang; 1973-1969; L6-250<br>Ford; Mustang; 1979; V6-171<br>Ford; Mustang; 1995-1994; V6-3.8<br>Ford; Mustang; 1986-1980; V6-3.8<br>Ford; Mustang; 1964; V8-260<br>Ford; Mustang; 1968-1964; V8-289<br>Ford; Mustang; 1979; V8-302<br>Ford; Mustang; 1973-1971; V8-302<br>Ford; Mustang; 1968; V8-302<br>Ford; Mustang; 1995-1982; V8-5.0<br>Ford; Mustang; 1995; V8-5.8<br>Ford; Mustang; 1973-1971; V8-351<br>Ford; Mustang; 1971; V8-429<br>Ford; Mustang II; 1978-1975; L4-140<br>Ford; Mustang II; 1978-1975; V6-171<br>Ford; Mustang II; 1978-1975; V8-302<br>Ford; Pinto; 1980-1975; L4-2.3<br>Ford; Pinto; 1979-1975; V6-171<br>Ford; Probe; 1995-1989; L4-2.0<br>Ford; Probe; 1995-1990; V6-2.5<br>Ford; Ranch Wagon; 1972-1971; V8-302<br>Ford; Ranch Wagon; 1974-1971; V8-351<br>Ford; Ranch Wagon; 1971; V8-390<br>Ford; Ranch Wagon; 1974-1971; V8-400<br>Ford; Ranch Wagon; 1973-1971; V8-429<br>Ford; Ranch Wagon; 1974-1973; V8-460<br>Ford; Ranchero; 1968-1966; L6-200<br>Ford; Ranchero; 1974-1966; L6-250<br>Ford; Ranchero; 1979-1977; V8-302<br>Ford; Ranchero; 1974-1972; V8-302<br>Ford; Ranchero; 1969-1972; V8-302<br>Ford; Ranchero; 1969; V8-351<br>Ford; Ranchero; 1969-1968; V8-390<br>Ford; Ranchero; 1978-1972; V8-400<br>Ford; Ranchero; 1969-1968; V8-428<br>Ford; Ranchero; 1973-1972; V8-429<br>Ford; Ranchero; 1976-1974; V8-460<br>Ford; Ranger; 1983; L4-2.3<br>Ford; Ranger; 1987-1985; L4-2.3 Dsl<br>Ford; Ranger; 1985-1983; V6-2.8<br>Ford; Ranger; 1989-1986; V6-2.9<br>Ford; Super Duty Pickup; 1995-1988; V8-7.3 Dsl<br>Ford; Super Duty Pickup; 1995-1988; V8-7.5<br>Ford; Taurus; 1995-1989; V6-3.0<br>Ford; Tempo; 1986-1984; L4-2.0 Dsl<br>Ford; Tempo; 1991; L4-2.3<br>Ford; Tempo; 1989-1984; L4-2.3<br>Ford; Thunderbird; 1988-1981; L4-2.3<br>Ford; Thunderbird; 1995-1982; V6-3.8<br>Ford; Thunderbird; 1982-1981; V8-4.2<br>Ford; Thunderbird; 1995-1994; V8-4.6<br>Ford; Thunderbird; 1957-1955; V8-292<br>Ford; Thunderbird; 1979-1977; V8-302<br>Ford; Thunderbird; 1993-1991; V8-5.0<br>Ford; Thunderbird; 1988-1983; V8-5.0<br>Ford; Thunderbird; 1981; V8-5.0<br>Ford; Thunderbird; 1957-1956; V8-312<br>Ford; Thunderbird; 1979-1977; V8-351<br>Ford; Thunderbird; 1960-1958; V8-352<br>Ford; Thunderbird; 1968-1961; V8-390<br>Ford; Thunderbird; 1978-1977; V8-400<br>Ford; Thunderbird; 1972; V8-400<br>Ford; Thunderbird; 1965-1963; V8-427<br>Ford; Thunderbird; 1967-1966; V8-428<br>Ford; Thunderbird; 1973-1968; V8-429 |
| <b>SYSTEM &amp; COMPONENT IDENT.</b> |   |   |   |
| <b>PASS. CARS</b>                    |   |   |   |
| <b>LIGHT TRUCKS</b>                  |   |   |   |
| <b>MEDIUM/HEAVY TRUCKS</b>           |   |   |   |
| <b>BUSES</b>                         |   |   |   |
| <b>HOSE NUMERICAL</b>                |   |   |   |
| <b>REPAIR KITS</b>                   |   |   |   |
| <b>KIT NUMERICAL</b>                 |   |   |   |
| <b>ILLUSTRATIONS</b>                 |   |   |   |

# Numerical Listing - Power Steering Hose Assemblies and End Fittings

## 81206 - Continued

Ford; Thunderbird; 1960-1959; V8-430  
 Ford; Thunderbird; 1976-1972; V8-460  
 Ford; Torino; 1968; L6-200  
 Ford; Torino; 1974-1968; L6-250  
 Ford; Torino; 1974-1972; V8-302  
 Ford; Torino; 1969-1968; V8-302  
 Ford; Torino; 1976-1972; V8-351  
 Ford; Torino; 1969; V8-351  
 Ford; Torino; 1969-1968; V8-390  
 Ford; Torino; 1976-1972; V8-400  
 Ford; Torino; 1969-1968; V8-428  
 Ford; Torino; 1973-1972; V8-429  
 Ford; Torino; 1976-1973; V8-460  
 Geo; Tracker; 1995-1989; L4-1.6  
 GMC; C&K Pickup; 1966; L6-230  
 GMC; C&K Pickup; 1979-1966; L6-250  
 GMC; C&K Pickup; 1979-1966; L6-292  
 GMC; C&K Pickup; 1969-1967; V6-305  
 GMC; C&K Pickup; 1979-1977; V8-305  
 GMC; C&K Pickup; 1973-1968; V8-307  
 GMC; C&K Pickup; 1968-1969; V8-327  
 GMC; C&K Pickup; 1979-1978; V8-350 Dsl  
 GMC; C&K Pickup; 1970-1975; V8-396  
 GMC; C&K Pickup; 1972-1970; V8-402  
 GMC; C&K Pickup; 1979-1973; V8-454  
 GMC; Caballero; 1979; V6-200  
 GMC; Caballero; 1979-1978; V8-305  
 GMC; G Van; 1979-1971; L6-250  
 GMC; G Van; 1978-1974; L6-292  
 GMC; G Van; 1979-1977; V8-305  
 GMC; G Van; 1973-1971; V8-307  
 GMC; G Van; 1979-1971; V8-350  
 GMC; G Van; 1979-1975; V8-400  
 GMC; Jimmy; 1979-1970; L6-250  
 GMC; Jimmy; 1979-1977; V8-305  
 GMC; Jimmy; 1973-1970; V8-307  
 GMC; Jimmy; 1979-1970; V8-350  
 GMC; Jimmy; 1979-1975; V8-400  
 GMC; P Van; 1974-1973; L6-250  
 GMC; P Van; 1979-1973; L6-292  
 GMC; P Van; 1973-1970; V8-307  
 GMC; P Van; 1979-1970; V8-350  
 GMC; P Van; 1972-1971; V8-402  
 GMC; P Van; 1979-1973; V8-454  
 GMC; P Van; 1976-1975; V8-455  
 GMC; P Van; 1973; V8-455  
 GMC; Sprint; 1977-1975; L6-250  
 GMC; Sprint; 1972-1971; L6-250  
 GMC; Sprint; 1977-1976; V8-305  
 GMC; Sprint; 1973-1971; V8-307  
 GMC; Sprint; 1977-1971; V8-350  
 GMC; Sprint; 1976-1974; V8-400  
 GMC; Sprint; 1972; V8-402  
 GMC; Sprint; 1975-1972; V8-454  
 GMC; Suburban; 1966; L6-230  
 GMC; Suburban; 1979-1966; L6-250  
 GMC; Suburban; 1979-1967; L6-292  
 GMC; Suburban; 1969-1966; V6-305  
 GMC; Suburban; 1979-1977; V8-305  
 GMC; Suburban; 1973-1968; V8-307  
 GMC; Suburban; 1968-1975; V8-327  
 GMC; Suburban; 1972-1971; V8-402  
 GMC; Suburban; 1979-1973; V8-454  
 Honda; Accord; 1985-1980; L4-1.6 (Canada)  
 Honda; Accord; 1978; L4-98  
 Honda; Accord; 1985-1979; L4-1.8  
 Honda; Accord; 1989-1986; L4-2.0  
 Honda; Accord; 1995-1990; L4-2.2  
 Honda; Accord; 1995; V6-2.7  
 Honda; Civic; 1987-1985; L4-1.3  
 Honda; Civic; 1995-1985; L4-1.5  
 Honda; Civic; 1995-1988; L4-1.6  
 Honda; Civic Del Sol; 1995-1981; L4-1.5  
 Honda; Prelude; 1987-1981; L4-1.8  
 Honda; Prelude; 1991-1985; L4-2.0  
 Honda; Prelude; 1991-1990; L4-2.1  
 Honda; Prelude; 1995-1992; L4-2.2  
 Honda; Prelude; 1995-1992; L4-2.3  
 Hyundai; Elantra; 1993; L4-1.6  
 Hyundai; Excel; 1993-1986; L4-1.5  
 Hyundai; Scoupe; 1993-1991; L4-1.5  
 Hyundai; Sonata; 1993-1989; L4-2.0

## 81206 - Continued

Hyundai; Sonata; 1993-1990; V6-3.0  
 Infiniti; G20; 1995-1991; L4-2.0  
 Intnati; D Pickup; 1970-1969; L6-232  
 Intnati; D Pickup; 1969; L6-265  
 Intnati; MHC1310; 1974; V8-304  
 Intnati; MS1210; 1974-1973; L6-258  
 Intnati; MS1210; 1975-1973; V8-345  
 Intnati; MS1210; 1975; V8-392  
 Intnati; Scout; 1970-1969; L4-152  
 Intnati; Scout; 1971-1969; L4-196  
 Intnati; Scout; 1971; V8-304  
 Intnati; Scout II; 1980-1976; L6-3.2 Dsl  
 Intnati; Scout II; 1972-1971; L6-232  
 Intnati; Scout II; 1974-1973; L6-258  
 Intnati; Scout II; 1980-1971; V8-5.0  
 Intnati; Scout II; 1980-1971; V8-5.6  
 Intnati; 100; 1974; L6-258  
 Intnati; 100; 1974; V8-304  
 Intnati; 100; 1974; V8-345  
 Intnati; 100; 1974; V8-392  
 Intnati; 100; 1974; V8-400  
 Intnati; 150; 1975; V8-304  
 Intnati; 150; 1975; V8-345  
 Intnati; 150; 1975-1974; V8-392  
 Intnati; 1010; 1971; L6-232  
 Intnati; 1010; 1973-1971; L6-258  
 Intnati; 1010; 1973-1971; V8-345  
 Intnati; 1010; 1973-1971; V8-392  
 Intnati; 1110; 1973-1971; L6-258  
 Intnati; 1110; 1973-1971; V8-345  
 Intnati; 1110; 1973-1971; V8-392  
 Intnati; 1210; 1973-1971; L6-258  
 Intnati; 1210; 1973-1971; V8-345  
 Intnati; 1310; 1973-1971; L6-258  
 Intnati; 1310; 1973-1972; V8-345  
 Isuzu; I-Mark; 1989-1985; L4-1.5  
 Isuzu; I-Mark; 1989; L4-1.6  
 Isuzu; I-Mark; 1985; L4-1.8  
 Isuzu; Impulse; 1992-1990; L4-1.6  
 Isuzu; Impulse; 1992; L4-1.8  
 Isuzu; Impulse; 1987-1985; L4-1.9  
 Isuzu; Impulse; 1989-1986; L4-2.0  
 Isuzu; Pickup; 1982; L4-1.8  
 Isuzu; Pickup; 1987-1983; L4-1.9  
 Isuzu; Pickup; 1987-1982; L4-2.2 Dsl  
 Isuzu; Pickup; 1987-1986; L4-2.3  
 Isuzu; Pickup; 1994-1991; V6-3.1  
 Isuzu; Stylus; 1993-1990; L4-1.6  
 Isuzu; Trooper; 1995-1992; V6-3.2  
 Isuzu; Trooper II; 1989; V6-2.8  
 Jaguar; Vanden Plas; 1987-1982; L6-4.2  
 Jaguar; XJ6; 1987-1972; L6-4.2  
 Jaguar; XJ12; 1979-1973; V12-326  
 Jaguar; XJS; 1978-1976; V12-326  
 Jeep; Cherokee; 1987-1985; L4-2.1 Dsl  
 Jeep; Cherokee; 1995-1987; L4-2.5  
 Jeep; Cherokee; 1983-1974; L6-4.2  
 Jeep; Cherokee; 1986-1974; V6-2.8  
 Jeep; Cherokee; 1978-1974; V8-401  
 Jeep; CJ; 1986-1980; L4-2.5  
 Jeep; CJ; 1978-1972; L6-232  
 Jeep; CJ; 1986-1972; L6-4.2  
 Jeep; CJ; 1981-1972; V8-5.0  
 Jeep; Comanche; 1987-1986; L4-2.1 Dsl  
 Jeep; Comanche; 1992-1986; L4-2.5  
 Jeep; Comanche; 1992-1986; L6-4.0  
 Jeep; Commando; 1973; L6-232  
 Jeep; Grand Wagoneer; 1986-1984; L6-4.2  
 Jeep; Grand Wagoneer; 1991-1984; V8-5.9  
 Jeep; J Pickup; 1965-1963; L6-230  
 Jeep; J Pickup; 1971-1965; L6-232  
 Jeep; J Pickup; 1987-1972; L6-4.2  
 Jeep; J Pickup; 1970-1965; V8-327  
 Jeep; J Pickup; 1971-1969; V8-350  
 Jeep; J Pickup; 1988-1972; V8-5.9  
 Jeep; J Pickup; 1978-1974; V8-401  
 Jeep; Pickup; 1964-1963; L6-226  
 Jeep; Pickup; 1965-1963; L6-230  
 Jeep; Scrambler; 1985-1981; L4-2.5  
 Jeep; Scrambler; 1985-1981; L6-4.2  
 Jeep; Station Wagon; 1964-1963; L6-226  
 Jeep; Station Wagon; 1965-1963; L6-230

## 81206 - Continued

Jeep; Wagoneer; 1987-1985; L4-2.1 Dsl  
 Jeep; Wagoneer; 1987-1984; L4-2.5  
 Jeep; Wagoneer; 1965-1963; L6-230  
 Jeep; Wagoneer; 1971-1965; L6-232  
 Jeep; Wagoneer; 1990-1987; L6-4.0  
 Jeep; Wagoneer; 1983-1980; L6-4.2  
 Jeep; Wagoneer; 1973-1971; L6-258  
 Jeep; Wagoneer; 1986-1984; V6-2.8  
 Jeep; Wagoneer; 1970-1965; V8-327  
 Jeep; Wagoneer; 1971-1968; V8-350  
 Jeep; Wagoneer; 1983-1972; V8-5.9  
 Jeep; Wagoneer; 1978-1987; V8-401  
 Jeep; Wrangler; 1995-1987; L6-4.0  
 Kia; Sephia; 1994; L4-1.6  
 Lexus; LS400; 1993-1990; V8-4.0  
 Lexus; SC300; 1995-1992; L6-3.0  
 Linc; Continental; 1985-1984; L6-2.4 Dsl  
 Linc; Continental; 1982; V6-3.8  
 Linc; Continental; 1987-1982; V8-5.0  
 Linc; Continental; 1980; V8-5.0  
 Linc; Continental; 1980-1977; V8-5.8  
 Linc; Continental; 1965-1961; V8-430  
 Linc; Continental; 1978-1966; V8-460  
 Linc; Continental Mark II; 1957-1956; V8-368  
 Linc; Mark III; 1971-1968; V8-460  
 Linc; Mark IV; 1976-1972; V8-460  
 Linc; Mark V; 1979-1977; V8-400  
 Linc; Mark VI; 1983-1980; V8-5.0  
 Linc; Mark VI; 1980; V8-5.8  
 Linc; Mark VII; 1985-1984; L6-2.4 Dsl  
 Linc; Mark VII; 1992-1993; V8-5.0  
 Linc; Town Car; 1995-1981; V8-4.6  
 Linc; Versailles; 1979-1977; V8-302  
 Linc; Versailles; 1980; V8-5.0  
 Linc; Versailles; 1977; V8-351  
 Mazda; B2200 Pickup; 1993-1987; L4-2.2  
 Mazda; B2600I Pickup; 1993-1976; L4-2.2  
 Mazda; GLC; 1985-1989; L4-1.5  
 Mazda; Millenia; 1995; V6-2.3  
 Mazda; Millenia; 1995; V6-2.5  
 Mazda; MPV; 1995; L4-2.6 (Canada)  
 Mazda; MPV; 1995-1989; V6-3.0  
 Mazda; MX-3; 1995-1992; L4-1.6  
 Mazda; MX-3; 1994-1990; V6-1.8  
 Mazda; MX-5 Miata; 1995-1988; L4-1.8  
 Mazda; MX-6; 1995-1993; V6-2.5  
 Mazda; Protege; 1995; L4-1.5  
 Mazda; Protege; 1995-1990; L4-1.8  
 Mazda; RX-4; 1978-1993; 2-Rotor 80  
 Mazda; RX-7; 1991-1984; 2-Rotor 1.3  
 Mazda; 323; 1994-1986; L4-1.6  
 Mazda; 323; 1995-1993; L4-1.6 (Canada)  
 Mazda; 323; 1991-1990; L4-1.8 (Canada)  
 Mazda; 626; 1995-1993; L4-2.0  
 Mazda; 626; 1987-1982; L4-2.0  
 Mazda; 626; 1992-1988; L4-2.2  
 Mazda; 626; 1995-1993; V6-2.5  
 Mazda; 929; 1995-1986; V6-3.0  
 Mer-Benz; 240D; 1983-1977; L4-2.4 Dsl  
 Mer-Benz; 300CD; 1983-1978; L5-3.0 Dsl  
 Mer-Benz; 300D; 1983-1977; L5-3.0 Dsl  
 Mer-Benz; 300SD; 1983-1978; L5-3.0 Dsl  
 Mer-Benz; 300TD; 1983-1979; L5-3.0 Dsl  
 Merc; Bobcat; 1980-1975; L4-2.3  
 Merc; Bobcat; 1979-1975; V6-171  
 Merc; Capri; 1994-1991; L4-1.6  
 Merc; Capri; 1986-1979; L4-2.3  
 Merc; Capri; 1977-1976; L4-140  
 Merc; Capri; 1982-1979; L6-3.3  
 Merc; Capri; 1979; V6-171  
 Merc; Capri; 1977-1976; V6-171  
 Merc; Capri; 1986-1979; V6-3.8  
 Merc; Capri; 1986-1982; V8-5.0  
 Merc; Colony Park; 1991-1987; V8-5.0  
 Merc; Colony Park; 1974-1971; V8-400  
 Merc; Colony Park; 1973-1971; V8-429  
 Merc; Colony Park; 1974-1973; V8-460  
 Merc; Comet; 1963; L6-144  
 Merc; Comet; 1972-1971; L6-170  
 Merc; Comet; 1964-1963; L6-170  
 Merc; Comet; 1976-1971; L6-200  
 Merc; Comet; 1968-1964; L6-200

**SYSTEM  
PUMP &  
GEAR  
IDENT.**

**SYSTEM &  
COM-  
PONENT  
IDENT.**

**PASS.  
CARS**

**LIGHT  
TRUCKS**

**MEDIUM/  
HEAVY  
TRUCKS**

**BUSES**

**HOSE  
NUMER-  
ICAL**

**REPAIR  
KITS**

**KIT  
NUMER-  
ICAL**

**ILLUSTRATIONS**

# Numerical Listing - Power Steering Hose Assemblies and End Fittings

|                                      | 81206 - Continued  | 81206 - Continued  | 81206 - Continued  |
|--------------------------------------|--|--|--|
| <b>SYSTEM PUMP &amp; GEAR IDENT.</b> | Merc; Comet; 1976-1971; L6-250<br>Merc; Comet; 1969; L6-250<br>Merc; Comet; 1964-1963; V8-260<br>Merc; Comet; 1967-1964; V8-289<br>Merc; Comet; 1976; V8-302<br>Merc; Comet; 1969; V8-302<br>Merc; Cougar; 1986-1984; L4-2.3<br>Merc; Cougar; 1982-1981; L4-2.3<br>Merc; Cougar; 1981; L6-3.3<br>Merc; Cougar; 1995-1982; V6-3.8<br>Merc; Cougar; 1982-1981; V8-4.2<br>Merc; Cougar; 1995-1994; V8-4.6<br>Merc; Cougar; 1967; V8-289<br>Merc; Cougar; 1979-1977; V8-302<br>Merc; Cougar; 1968; V8-302<br>Merc; Cougar; 1993-1991; V8-5.0<br>Merc; Cougar; 1988-1983; V8-5.0<br>Merc; Cougar; 1981; V8-5.0<br>Merc; Cougar; 1979-1971; V8-351<br>Merc; Cougar; 1967-1974; V8-390<br>Merc; Cougar; 1971; V8-429<br>Merc; Cougar; 1976-1974; V8-460<br>Merc; Cyclone; 1969; V8-302<br>Merc; Cyclone; 1969; V8-351<br>Merc; Grand Marquis; 1982-1981; V8-4.2<br>Merc; Grand Marquis; 1995-1992; V8-4.6<br>Merc; Grand Marquis; 1979; V8-302<br>Merc; Grand Marquis; 1991-1980; V8-5.0<br>Merc; Grand Marquis; 1989-1982; V8-5.8 (Canada)<br>Merc; Grand Marquis; 1979-1978; V8-351<br>Merc; Grand Marquis; 1978-1975; V8-400<br>Merc; Grand Marquis; 1978-1975; V8-460<br>Merc; LN7; 1983-1982; L4-1.6<br>Merc; Lynx; 1985-1981; L4-1.6<br>Merc; Lynx; 1987-1985; L4-1.9<br>Merc; Lynx; 1987-1984; L4-2.0 Dsl<br>Merc; Marauder; 1970-1969; V8-390<br>Merc; Marquis; 1986-1983; L4-2.3<br>Merc; Marquis; 1983; L6-3.3<br>Merc; Marquis; 1986-1981; V6-3.8<br>Merc; Marquis; 1979; V8-302<br>Merc; Marquis; 1982-1980; V8-5.0<br>Merc; Marquis; 1985; V8-5.0 (Canada)<br>Merc; Marquis; 1981-1980; V8-5.8<br>Merc; Marquis; 1982; V8-5.8 (Canada)<br>Merc; Marquis; 1979-1978; V8-351<br>Merc; Marquis; 1970-1968; V8-390<br>Merc; Marquis; 1978-1971; V8-400<br>Merc; Marquis; 1967; V8-410<br>Merc; Marquis; 1967; V8-427<br>Merc; Marquis; 1969-1967; V8-428<br>Merc; Marquis; 1973-1969; V8-429<br>Merc; Marquis; 1978-1973; V8-460<br>Merc; Meteor; 1963; L6-170<br>Merc; Meteor; 1963; V8-221<br>Merc; Meteor; 1963; V8-260<br>Merc; Monarch; 1977-1975; L6-200<br>Merc; Monarch; 1980-1975; L6-4.1<br>Merc; Monarch; 1980-1975; V8-4.2<br>Merc; Monarch; 1980; V8-5.0<br>Merc; Monarch; 1977-1975; V8-351<br>Merc; Montclair; 1968; V8-390<br>Merc; Montclair; 1968-1964; V8-428<br>Merc; Montclair; 1967; V8-410<br>Merc; Montclair; 1965-1964; V8-427<br>Merc; Montclair; 1967-1966; V8-428<br>Merc; Montego; 1968; L6-200<br>Merc; Montego; 1974-1969; L6-250<br>Merc; Montego; 1974-1972; V8-302<br>Merc; Montego; 1969-1968; V8-302<br>Merc; Montego; 1976-1972; V8-351<br>Merc; Montego; 1969; V8-351<br>Merc; Montego; 1976-1972; V8-400<br>Merc; Montego; 1976-1973; V8-460<br>Merc; Monterey; 1973-1971; V8-351<br>Merc; Monterey; 1963; V8-406<br>Merc; Monterey; 1967; V8-410<br>Merc; Monterey; 1965-1963; V8-427<br>Merc; Monterey; 1969-1966; V8-428<br>Merc; Monterey; 1973-1969; V8-429<br>Merc; Monterey; 1974-1973; V8-460<br>Merc; Mystique; 1995; L4-2.0 | Merc; Mystique; 1995; V6-2.5<br>Merc; Park Lane; 1968; V8-390<br>Merc; Park Lane; 1966-1964; V8-390<br>Merc; Park Lane; 1967; V8-410<br>Merc; Park Lane; 1965-1964; V8-427<br>Merc; Park Lane; 1968-1966; V8-428<br>Merc; Topaz; 1986-1984; L4-2.0 Dsl<br>Merc; Topaz; 1989-1984; L4-2.3<br>Merc; Tracer; 1989-1987; L4-1.6<br>Merc; Tracer; 1995-1991; L4-1.8<br>Merc; Tracer; 1995-1991; L4-1.9<br>Merc; Villager; 1995-1993; V6-3.0<br>Merc; Zephyr; 1983-1978; L4-2.3<br>Merc; Zephyr; 1983-1978; L6-3.3<br>Merc; Zephyr; 1982-1978; V8-4.2<br>Merkur; Scorpio; 1989-1985; V6-2.9<br>Mits; Cordia; 1988-1983; L4-1.8<br>Mits; Cordia; 1988-1992; L4-2.0<br>Mits; Eclipse; 1994-1990; L4-1.8<br>Mits; Eclipse; 1995-1990; L4-2.0<br>Mits; Expo; 1994-1992; L4-1.8<br>Mits; Expo; 1995-1989; L4-2.4<br>Mits; Galant; 1995-1994; L4-2.4<br>Mits; Galant; 1987-1985; L4-2.4<br>Mits; Galant; 1988; V6-3.0<br>Mits; Mirage; 1995-1985; L4-1.5<br>Mits; Mirage; 1992-1991; L4-1.6<br>Mits; Mirage; 1989-1985; L4-1.6<br>Mits; Mirage; 1995-1993; L4-1.8<br>Mits; Montero; 1989-1986; L4-2.6<br>Mits; Montero; 1991-1989; V6-3.0<br>Mits; Pickup; 1989-1987; L4-2.0<br>Mits; Pickup; 1995-1987; L4-2.4<br>Mits; Pickup; 1993-1990; V6-3.0<br>Mits; Precis; 1993-1987; L4-1.5<br>Mits; Sigma; 1990-1989; V6-3.0<br>Mits; Starion; 1989-1984; L4-2.6<br>Mits; Tredia; 1988-1983; L4-1.8<br>Mits; Tredia; 1988-1984; L4-2.0<br>Mits; Van; 1990-1987; L4-2.4<br>Mits; 3000GT; 1995-1991; V6-3.0<br>Niss; Altima; 1982-1980; V8-5.0<br>Niss; Axxess; 1990; L4-2.4<br>Niss; Axxess; 1994-1991; L4-2.4 (Canada)<br>Niss; Maxima; 1984-1981; L6-2.4<br>Niss; Maxima; 1983-1981; L6-2.8 Dsl<br>Niss; Maxima; 1995-1985; V6-3.0<br>Niss; NX; 1993-1991; L4-1.6<br>Niss; NX; 1993-1991; L4-2.0<br>Niss; Pathfinder; 1987-1988; L4-2.4<br>Niss; Pathfinder; 1995-1987; V6-3.0<br>Niss; Pickup; 1984-1983; L4-2.0<br>Niss; Pickup; 1983-1981; L4-2.2<br>Niss; Pickup; 1983-1981; L4-2.2 Dsl<br>Niss; Pickup; 1995-1983; L4-2.4<br>Niss; Pickup; 1986; L4-2.5 Dsl<br>Niss; Pickup; 1983; L4-2.5 Dsl<br>Niss; Pickup; 1987; L4-2.5 Dsl (Canada)<br>Niss; Pickup; 1995-1986; V6-3.0<br>Niss; Pulsar NX; 1990-1983; L4-1.6<br>Niss; Pulsar NX; 1989-1988; L4-1.8<br>Niss; Quest; 1995-1993; V6-3.0<br>Niss; Sentra; 1983-1982; L4-1.5<br>Niss; Sentra; 1995-1983; L4-1.6<br>Niss; Sentra; 1985-1991; L4-1.7 Dsl<br>Niss; Stanza; 1989-1982; L4-2.0<br>Niss; Stanza; 1992-1990; L4-2.4<br>Niss; Van; 1988-1987; L4-2.4<br>Niss; 200SX; 1995; L4-1.6<br>Niss; 200SX; 1986-1984; L4-1.8<br>Niss; 200SX; 1987; L4-1.8 (Canada)<br>Niss; 200SX; 1995; L4-2.0<br>Niss; 200SX; 1988-1984; L4-2.0<br>Niss; 200SX; 1981-1980; L4-2.0<br>Niss; 200SX; 1983-1982; L4-2.2<br>Niss; 200SX; 1988-1987; V6-3.0<br>Niss; 240SX; 1993-1989; L4-2.4<br>Niss; 300ZX; 1995-1984; V6-3.0<br>Niss; 310; 1982; L4-1.5<br>Niss; 720 Pickup; 1980-1981; L4-2.0<br>Niss; 810; 1981; L6-2.8 Dsl<br>Olds; Custom Cruiser; 1973; V8-350 | Olds; Custom Cruiser; 1979-1978; V8-350 Dsl<br>Olds; Custom Cruiser; 1975; V8-400<br>Olds; Custom Cruiser; 1979-1978; V8-403<br>Olds; Custom Cruiser; 1976-1971; V8-455<br>Olds; Cutlass; 1976-1975; L6-250<br>Olds; Cutlass; 1971-1967; L6-250<br>Olds; Cutlass; 1979-1977; V6-231<br>Olds; Cutlass; 1979-1975; V8-260<br>Olds; Cutlass; 1979; V8-260 Dsl<br>Olds; Cutlass; 1979-1967; V8-305<br>Olds; Cutlass; 1979; V8-350<br>Olds; Cutlass; 1977-1967; V8-350<br>Olds; Cutlass; 1977-1970; V8-403<br>Olds; Cutlass Cruiser; 1979; V6-231<br>Olds; Delmont 88; 1967-1977; V8-330<br>Olds; Delta 88; 1979-1977; V8-260<br>Olds; Delta 88; 1979; V8-301<br>Olds; Delta 88; 1979-1969; V8-350<br>Olds; Delta 88; 1979-1978; V8-350 Dsl<br>Olds; Delta 88; 1975; V8-400<br>Olds; Delta 88; 1979-1977; V8-403<br>Olds; Delta 88; 1967; V8-425<br>Olds; Delta 88; 1976-1968; V8-455<br>Olds; Eighty Eight; 1966-1965; V8-425<br>Olds; F85; 1971-1961; L6-250<br>Olds; F85; 1967-1964; V8-330<br>Olds; F85; 1972-1968; V8-350<br>Olds; F85; 1966-1965; V8-400<br>Olds; F85; 1972; V8-455<br>Olds; Jetstar I; 1964; V8-330<br>Olds; Jetstar I; 1964-1965; V8-394<br>Olds; Jetstar 88; 1966-1964; V8-330<br>Olds; Ninety Eight; 1979-1977; V8-350<br>Olds; Ninety Eight; 1975; V8-350<br>Olds; Ninety Eight; 1973-1972; V8-350<br>Olds; Ninety Eight; 1979-1978; V8-350 Dsl<br>Olds; Ninety Eight; 1964-1975; V8-394<br>Olds; Ninety Eight; 1979-1977; V8-403<br>Olds; Ninety Eight; 1967-1968; V8-425<br>Olds; Omega; 1976-1973; L6-250<br>Olds; Omega; 1979-1977; V6-231<br>Olds; Omega; 1977-1975; V8-260<br>Olds; Omega; 1979-1977; V8-305<br>Olds; Omega; 1979-1973; V8-350<br>Olds; Starfire; 1977-1976; L4-140<br>Olds; Starfire; 1979-1975; L4-151<br>Olds; Starfire; 1979-1965; V8-305<br>Olds; Toronado; 1979; V8-350<br>Olds; Toronado; 1979-1977; V8-350 Dsl<br>Olds; Toronado; 1967-1966; V8-425<br>Olds; Toronado; 1976-1968; V8-455<br>Olds; Vista Cruiser; 1975-1970; V8-455<br>Olds; 442; 1969-1968; V8-400<br>Olds; 442; 1971-1977; V8-455<br>Peug; 505; 1987-1982; L4-2.0<br>Peug; 505; 1980; L4-2.0<br>Peug; 505; 1990-1985; L4-2.2<br>Peug; 505; 1985-1980; L4-2.3 Dsl<br>Peug; 505; 1985; L4-2.5 Dsl<br>Peug; 505; 1989-1987; V6-2.8<br>Peug; 604; 1984-1982; L4-2.3 Dsl<br>Peug; 604; 1978-1977; V6-163<br>Peug; 604; 1981; V6-2.8 (Canada)<br>Peug; 604; 1979; V6-174<br>Ply; Acclaim; 1995-1989; L4-2.5<br>Ply; Acclaim; 1995-1989; V6-3.0<br>Ply; Arrow Pickup; 1982-1980; L4-2.0<br>Ply; B Van; 1983-1974; L6-3.7<br>Ply; B Van; 1983-1974; V8-5.2<br>Ply; B Van; 1983-1974; V8-5.9<br>Ply; B Van; 1978-1976; V8-400<br>Ply; B Van; 1978-1976; V8-440<br>Ply; Barracuda; 1971-1967; L6-198<br>Ply; Barracuda; 1967; V8-273<br>Ply; Barracuda; 1974-1968; V8-318<br>Ply; Barracuda; 1973-1968; V8-340<br>Ply; Barracuda; 1974; V8-360<br>Ply; Barracuda; 1971-1967; V8-383<br>Ply; Barracuda; 1971-1970; V8-426<br>Ply; Belvedere; 1970-1965; L6-225<br>Ply; Belvedere; 1970-1965; V8-318<br>Ply; Belvedere; 1970-1965; V8-383 |



# Numerical Listing - Power Steering Hose Assemblies and End Fittings

## 81206 - Continued

Ply; Belvedere; 1969; V8-426  
 Ply; Belvedere; 1967-1965; V8-426  
 Ply; Belvedere; 1969; V8-440  
 Ply; Belvedere; 1967-1983; V8-440  
 Ply; Caravelle; 1988-1983; L4-2.5  
 Ply; Caravelle; 1983-1978; L6-3.7 (Canada)  
 Ply; Caravelle; 1988-1982; V8-5.2 (Canada)  
 Ply; Caravelle; 1980-1989; V8-5.2 (Canada)  
 Ply; Colt; 1994-1985; L4-1.5  
 Ply; Colt; 1990-1985; L4-1.6  
 Ply; Colt; 1994-1992; L4-1.8  
 Ply; Colt; 1990-1989; L4-1.8  
 Ply; Colt; 1991-1984; L4-2.0  
 Ply; Colt; 1994-1992; L4-2.4  
 Ply; Conquest; 1986-1984; L4-2.6  
 Ply; Duster; 1974-1970; L6-198  
 Ply; Duster; 1976-1970; L6-225  
 Ply; Duster; 1976-1970; V8-318  
 Ply; Duster; 1973-1970; V8-340  
 Ply; Duster; 1976-1974; V8-360  
 Ply; Expo; 1989-1987; L4-2.2 (Canada)  
 Ply; Fury; 1978-1975; L6-225  
 Ply; Fury; 1972-1967; L6-225  
 Ply; Fury; 1967-1975; V8-273  
 Ply; Fury; 1973-1971; V8-318  
 Ply; Fury; 1971-1972; V8-383  
 Ply; Fury; 1978-1977; V8-440  
 Ply; Fury; 1975-1967; V8-440  
 Ply; Gran Fury; 1983-1980; L6-3.7  
 Ply; Gran Fury; 1989-1980; V8-5.2  
 Ply; Gran Fury; 1977-1975; V8-318  
 Ply; Gran Fury; 1980; V8-5.9  
 Ply; Gran Fury; 1977-1975; V8-360  
 Ply; Gran Fury; 1977-1975; V8-400  
 Ply; Gran Fury; 1977-1975; V8-440  
 Ply; Grand Voyager; 1995-1992; V6-3.0  
 Ply; Grand Voyager; 1995-1991; V6-3.3  
 Ply; Grand Voyager; 1995-1994; V6-3.8  
 Ply; Horizon; 1986-1983; L4-1.6  
 Ply; Horizon; 1983-1978; L4-1.7  
 Ply; Horizon; 1990-1981; L4-2.2  
 Ply; Laser; 1994-1981; L4-2.0  
 Ply; Reliant; 1989-1981; L4-2.5  
 Ply; Road Runner; 1974-1972; V8-318  
 Ply; Road Runner; 1974; V8-360  
 Ply; Road Runner; 1971; V8-383  
 Ply; Road Runner; 1974-1971; V8-400  
 Ply; Road Runner; 1974-1971; V8-440  
 Ply; Sapporo; 1979-1978; L4-98  
 Ply; Satellite; 1974-1968; L6-225  
 Ply; Satellite; 1968-1965; V8-273  
 Ply; Satellite; 1974-1965; V8-318  
 Ply; Satellite; 1972; V8-340  
 Ply; Satellite; 1974; V8-360  
 Ply; Satellite; 1966-1965; V8-361  
 Ply; Satellite; 1971-1965; V8-383  
 Ply; Satellite; 1974-1965; V8-400  
 Ply; Satellite; 1974-1968; V8-440  
 Ply; Scamp; 1974-1971; L6-198  
 Ply; Scamp; 1976-1971; L6-225  
 Ply; Scamp; 1976-1971; V8-318  
 Ply; Scamp Pickup; 1983-1987; L4-2.2  
 Ply; Sundance; 1994-1988; L4-2.5  
 Ply; Sundance; 1994-1992; V6-3.0  
 Ply; Trailduster; 1980-1974; L6-3.7  
 Ply; Trailduster; 1981-1974; V8-5.2  
 Ply; Trailduster; 1981-1974; V8-5.9  
 Ply; Trailduster; 1978-1976; V8-400  
 Ply; Trailduster; 1974; V8-400  
 Ply; Trailduster; 1978-1974; V8-440  
 Ply; Valiant; 1969-1967; L6-170  
 Ply; Valiant; 1974-1970; L6-198  
 Ply; Valiant; 1976-1967; L6-225  
 Ply; Valiant; 1969-1967; V8-273  
 Ply; Valiant; 1976-1968; V8-318  
 Ply; Valiant; 1976; V8-360  
 Ply; Valiant; 1974; V8-360  
 Ply; Volare; 1980-1976; L6-3.7  
 Ply; Volare; 1980-1976; V8-5.2  
 Ply; Volare; 1979-1976; V8-360  
 Ply; Voyager; 1995-1991; L4-2.5  
 Ply; Voyager; 1995-1991; V6-3.0

## 81206 - Continued

Ply; Voyager; 1995-1991; V6-3.3  
 Pont; Astre; 1977-1973; L4-140  
 Pont; Astre; 1977; L4-151  
 Pont; Bonneville; 1979-1977; V8-301  
 Pont; Bonneville; 1977; V8-305  
 Pont; Bonneville; 1979-1959; V8-350  
 Pont; Bonneville; 1978-1967; V8-400  
 Pont; Bonneville; 1979-1963; V8-403  
 Pont; Bonneville; 1969-1967; V8-428  
 Pont; Bonneville; 1976-1970; V8-455  
 Pont; Catalina; 1979-1977; V6-231  
 Pont; Catalina; 1979-1977; V8-301  
 Pont; Catalina; 1977; V8-305  
 Pont; Catalina; 1979-1976; V8-305 (Canada)  
 Pont; Catalina; 1973-1970; V8-350  
 Pont; Catalina; 1975; V8-350 (Canada)  
 Pont; Catalina; 1966-1959; V8-389  
 Pont; Catalina; 1978-1967; V8-400  
 Pont; Catalina; 1979-1961; V8-403  
 Pont; Catalina; 1969-1967; V8-428  
 Pont; Catalina; 1976-1970; V8-455  
 Pont; Executive; 1970; V8-350  
 Pont; Executive; 1967; V8-389  
 Pont; Executive; 1970-1967; V8-400  
 Pont; Executive; 1969-1967; V8-428  
 Pont; Executive; 1970; V8-455  
 Pont; Firebird; 1967; L6-230  
 Pont; Firebird; 1976-1977; L6-250  
 Pont; Firebird; 1979; V8-301  
 Pont; Firebird; 1979-1977; V8-305  
 Pont; Firebird; 1967; V8-326  
 Pont; Firebird; 1979-1967; V8-350  
 Pont; Firebird; 1979-1978; V8-403  
 Pont; Firebird; 1976-1971; V8-455  
 Pont; Grand Am; 1979; V6-231  
 Pont; Grand Am; 1979-1978; V8-301  
 Pont; Grand Am; 1975; V8-350  
 Pont; Grand Am; 1973; V8-350  
 Pont; Grand Am; 1975-1973; V8-400  
 Pont; Grand Am; 1975-1973; V8-455  
 Pont; Grand Lemans; 1976-1975; L6-250  
 Pont; Grand Lemans; 1977; L6-250 (Canada)  
 Pont; Grand Lemans; 1979-1976; V6-231  
 Pont; Grand Lemans; 1979; V8-301  
 Pont; Grand Lemans; 1977; V8-301  
 Pont; Grand Lemans; 1979-1976; V8-305  
 Pont; Grand Lemans; 1979-1975; V8-350  
 Pont; Grand Lemans; 1977-1975; V8-400  
 Pont; Grand Lemans; 1977-1975; V8-403  
 Pont; Grand Prix; 1979-1977; V6-231  
 Pont; Grand Prix; 1979-1976; V8-305  
 Pont; Grand Prix; 1966-1962; V8-389  
 Pont; Grand Prix; 1977-1967; V8-400  
 Pont; Grand Prix; 1977-1963; V8-403  
 Pont; Grand Prix; 1969-1967; V8-428  
 Pont; Grand Prix; 1976-1970; V8-455  
 Pont; Grand Safari; 1978-1977; V8-301  
 Pont; Grand Safari; 1977-1978; V8-305  
 Pont; Grand Safari; 1978-1971; V8-350  
 Pont; Grand Safari; 1978-1971; V8-403  
 Pont; Grandville; 1975; V8-400  
 Pont; Grandville; 1973; V8-400  
 Pont; Grandville; 1971; V8-400  
 Pont; Grandville; 1975-1971; V8-455  
 Pont; GTO; 1966; V8-389  
 Pont; GTO; 1970-1967; V8-400  
 Pont; GTO; 1970; V8-455  
 Pont; Laurentian; 1969; L6-250 (Canada)  
 Pont; Laurentian; 1979-1977; V8-305 (Canada)  
 Pont; Laurentian; 1969; V8-327 (Canada)  
 Pont; Laurentian; 1979-1969; V8-350 (Canada)  
 Pont; Laurentian; 1969; V8-396 (Canada)  
 Pont; Laurentian; 1976-1974; V8-400 (Canada)  
 Pont; Laurentian; 1970; V8-400 (Canada)  
 Pont; Laurentian; 1976-1974; V8-455 (Canada)  
 Pont; Lemans; 1976-1970; L6-250  
 Pont; Lemans; 1977; L6-250 (Canada)  
 Pont; Lemans; 1979-1976; V6-200 (Canada)  
 Pont; Lemans; 1979; V8-267 (Canada)  
 Pont; Lemans; 1979-1977; V8-301  
 Pont; Lemans; 1979-1976; V8-305  
 Pont; Lemans; 1979-1970; V8-350

## 81206 - Continued

Pont; Lemans; 1977-1970; V8-400  
 Pont; Lemans; 1977-1976; V8-403  
 Pont; Lemans; 1974-1971; V8-455  
 Pont; Parisienne; 1962-1961; L6-(Canada)  
 Pont; Parisienne; 1965-1963; L6-230 (Canada)  
 Pont; Parisienne; 1979-1977; L6-250 (Canada)  
 Pont; Parisienne; 1972-1961; L6-250 (Canada)  
 Pont; Parisienne; 1979-1977; V8-305 (Canada)  
 Pont; Parisienne; 1969-1961; V8-327 (Canada)  
 Pont; Parisienne; 1961; V8-348 (Canada)  
 Pont; Parisienne; 1979-1969; V8-350 (Canada)  
 Pont; Parisienne; 1969-1966; V8-396 (Canada)  
 Pont; Parisienne; 1976-1974; V8-400 (Canada)  
 Pont; Parisienne; 1970; V8-400 (Canada)  
 Pont; Parisienne; 1965-1964; V8-409 (Canada)  
 Pont; Parisienne; 1969-1966; V8-427 (Canada)  
 Pont; Parisienne; 1970; V8-454 (Canada)  
 Pont; Parisienne; 1976-1974; V8-455 (Canada)  
 Pont; Phoenix; 1978-1977; L4-151  
 Pont; Phoenix; 1979-1977; V6-231  
 Pont; Phoenix; 1977; V8-301  
 Pont; Phoenix; 1979-1977; V8-305  
 Pont; Phoenix; 1979-1959; V8-350  
 Pont; Star Chief; 1966-1963; V8-421  
 Pont; Sunbird; 1977-1976; L4-140  
 Pont; Sunbird; 1979-1977; L4-151  
 Pont; Sunbird; 1979-1976; V6-231  
 Pont; Sunbird; 1979-1978; V8-305  
 Pont; Tempest; 1965-1964; L6-215  
 Pont; Tempest; 1967-1966; L6-230  
 Pont; Tempest; 1970-1964; L6-250  
 Pont; Tempest; 1970-1968; V8-350  
 Pont; Tempest; 1965-1964; V8-389  
 Pont; Tempest; 1970; V8-400  
 Pont; Ventura; 1977-1973; L4-151  
 Pont; Ventura; 1977-1975; V6-231  
 Pont; Ventura; 1977; V8-301  
 Pont; Ventura; 1977; V8-305  
 Pont; Ventura; 1977-1973; V8-350  
 Rambler; Ambassador; 1965; V8-287  
 Rambler; Ambassador; 1965-1961; V8-327  
 Rambler; American; 1965-1962; L6-196  
 Rambler; American; 1965; L6-232  
 Rambler; Marlin; 1965; V8-287  
 Rambler; Marlin; 1965; V8-327  
 Rambler; Rambler Classic; 1965; V8-287  
 Renault; Alliance; 1987-1983; L4-1.4  
 Renault; Alliance; 1987-1985; L4-1.7  
 Renault; Alliance; 1987-1984; L4-2.0  
 Renault; Encore; 1986-1982; L4-1.7  
 Renault; Fuego; 1985-1984; L4-2.2  
 Renault; 181; 1983-1981; L4-1.6  
 Subaru; Impreza; 1995-1993; L4-1.8  
 Subaru; Impreza; 1995; L4-2.2  
 Subaru; Legacy; 1995-1990; L4-2.2  
 Subaru; SVX; 1995-1992; L6-3.3  
 Toy.; Avalon; 1995; V6-3.0  
 Toy.; Camry; 1985-1984; L4-1.8 Dsl  
 Toy.; Camry; 1991-1983; L4-2.0  
 Toy.; Camry; 1986; L4-2.0 Dsl  
 Toy.; Camry; 1995-1988; L4-2.2  
 Toy.; Camry; 1995-1990; V6-3.0  
 Toy.; Celica; 1995-1986; L4-1.8  
 Toy.; Celica; 1995-1990; L4-2.2  
 Toy.; Celica; 1980-1978; L4-2.2  
 Toy.; Celica; 1985-1981; L4-2.4  
 Toy.; Celica; 1985-1981; L6-2.8  
 Toy.; Corolla; 1995-1983; L4-1.6  
 Toy.; Corolla; 1995-1980; L4-1.8  
 Toy.; Corolla; 1985-1984; L4-1.8 Dsl  
 Toy.; Corona; 1980-1978; L4-2.2  
 Toy.; Corona; 1982-1978; L4-2.4  
 Toy.; Cressida; 1988-1989; L6-2.8  
 Toy.; Land Cruiser; 1987-1982; L4-3.4 Dsl (Canada)  
 Toy.; Land Cruiser; 1992-1982; L6-4.0  
 Toy.; Land Cruiser; 1995-1993; L6-4.5  
 Toy.; MR2; 1995-1991; L4-2.0  
 Toy.; MR2; 1995-1991; L4-2.2  
 Toy.; Paseo; 1995-1992; L4-1.5  
 Toy.; Pickup; 1980; L4-2.2  
 Toy.; Pickup; 1983-1981; L4-2.2 Dsl

**SYSTEM  
PUMP &  
GEAR  
IDENT.**

**SYSTEM &  
COM-  
PONENT  
IDENT.**

**PASS.  
CARS**

**LIGHT  
TRUCKS**

**MEDIUM/  
HEAVY  
TRUCKS**

**BUSES**

**HOSE  
NUMER-  
ICAL**

**REPAIR  
KITS**

**KIT  
NUMER-  
ICAL**

**ILLUST-  
RATIONS**

# Numerical Listing - Power Steering Hose Assemblies and End Fittings

|                                      | 81206 - Continued  | 81206 - Continued   | 81206 - Continued   |  |
|--------------------------------------|--|---|---|--|
| <b>SYSTEM PUMP &amp; GEAR IDENT.</b> | Toy.; Pickup; 1979-1978; L4-134<br>Toy.; Pickup; 1995-1981; L4-2.4<br>Toy.; Pickup; 1986-1988; L4-2.4 Dsl<br>Toy.; Previa; 1995-1991; L4-2.4<br>Toy.; Supra; 1995-1986; L6-3.0<br>Toy.; T100; 1995-1994; L4-2.7<br>Toy.; T100; 1994-1993; V6-3.0<br>Toy.; T100; 1995; V6-3.4   | Chev; CE50; 1968; GM V8-307<br>Chev; CE50; 1968-1962; GM V8-327<br>Chev; CE50; 1972-1960; GM V8-350<br>Chev; CE60; 1972-1970; GM V8-307<br>Chev; CE60; 1968; GM V8-307<br>Chev; CE60; 1968-1962; GM V8-327<br>Chev; CE60; 1972-1969; GM V8-350<br>Chev; CE60; 1975; GM V8-427<br>Chev; CG50; 1969-1967; GM D478 Dsl<br>Chev; CG50; 1969-1967; GM DH478 Dsl<br>Chev; CG60; 1969-1967; GM D478 Dsl<br>Chev; CG60; 1969-1967; GM DH478 Dsl<br>Chev; CM60; 1972-1970; GM V-6 401<br>Chev; CM60; 1972-1970; GM V-6 432<br>Chev; CM60; 1972-1967; GM V-6 478<br>Chev; D50; 1966-1964; DetrDsl 4-53<br>Chev; H70; 1977-1971; DetrDsl 6V-53<br>Chev; HE90; 1969-1966; GM V8-637<br>Chev; HJ70; 1971-1969; GM D637 Dsl<br>Chev; HJ70; 1967; GM D637 Dsl<br>Chev; HJ70; 1971-1969; GM DH637 Dsl<br>Chev; HJ70; 1967; GM DH637 Dsl<br>Chev; HM70; 1971-1967; GM V-6 401<br>Chev; HM70; 1971-1967; GM V-6 432<br>Chev; HM70; 1971-1967; GM V-6 478<br>Chev; HM80; 1971-1967; GM V-6 401<br>Chev; HM80; 1971-1967; GM V-6 432<br>Chev; HM80; 1971-1967; GM V-6 478<br>Chev; HV70; 1972-1969; DetrDsl 6V-53<br>Chev; J70; 1977-1973; DetrDsl 6V-53<br>Chev; J80; 1977-1971; DetrDsl 6V-53<br>Chev; JE90; 1969-1966; GM V8-637<br>Chev; JJ70; 1971-1967; GM D637 Dsl<br>Chev; JJ70; 1971-1967; GM DH637 Dsl<br>Chev; JM70; 1971-1966; GM V-6 401<br>Chev; JM70; 1971-1966; GM V-6 432<br>Chev; JM70; 1971-1966; GM V-6 478<br>Chev; JM80; 1971-1966; GM V-6 401<br>Chev; JM80; 1971-1966; GM V-6 432<br>Chev; JM80; 1971-1966; GM V-6 478<br>Chev; JV70; 1972-1969; DetrDsl 6V-53<br>Chev; JV80; 1972-1969; DetrDsl 6V-53<br>Chev; L50; 1965-1963; GM V8-283<br>Chev; L50; 1965-1963; GM V8-327<br>Chev; L60; 1965-1963; GM V8-283<br>Chev; L60; 1965-1963; GM V8-327<br>Chev; M65; 1978-1973; GM V8-366<br>Chev; M65; 1978-1973; GM V8-427<br>Chev; M65; 1978-1973; GM V8-454<br>Chev; MB60; 1969; GM D478 Dsl<br>Chev; MI90; 1971-1973; DetrDsl 6-71<br>Chev; P30; 1979-1967; GM L6-292<br>Chev; P50; 1967; GM L6-292<br>Chev; T40; 1967-1963; GM L6-230<br>Chev; T40; 1968-1963; GM L6-250<br>Chev; T40; 1972-1963; GM L6-292<br>Chev; T50; 1973; GM D478 Dsl<br>Chev; T50; 1973-1963; GM DH478 Dsl<br>Chev; T50; 1968-1963; GM V8-283<br>Chev; T50; 1968; GM V8-307<br>Chev; T50; 1968-1963; GM V8-327<br>Chev; T50; 1972-1970; GM V8-350<br>Chev; T50; 1973-1966; GM V8-366<br>Chev; T50; 1973-1966; GM V8-427<br>Chev; T50; 1968-1966; GM V8-454<br>Chev; T60; 1975; GM D478 Dsl<br>Chev; T60; 1973; GM D478 Dsl<br>Chev; T60; 1975; GM DH478 Dsl<br>Chev; T60; 1973-1963; GM DH478 Dsl<br>Chev; T60; 1968-1963; GM V8-283<br>Chev; T60; 1978-1976; GM V8-305<br>Chev; T60; 1973; GM V8-307<br>Chev; T60; 1968; GM V8-307<br>Chev; T60; 1968-1963; GM V8-327<br>Chev; T60; 1965-1963; GM V8-348<br>Chev; T60; 1978-1970; GM V8-350<br>Chev; T60; 1978-1963; GM V8-366<br>Chev; T60; 1978-1966; GM V8-427<br>Chev; T60; 1976; GM V8-454<br>Chev; T60; 1968-1966; GM V8-454<br>Chev; T65; 1974; GM V-6 305 | Chev; T65; 1974; GM V-6 351<br>Chev; T65; 1974; GM V-6 379<br>Chev; T65; 1978-1974; GM V8-366<br>Chev; T65; 1978-1974; GM V8-427<br>Chev; T65; 1976; GM V8-454<br>Chev; TD50; 1969; DetrDsl 4-53<br>Chev; TD60; 1969-1963; DetrDsl 4-53<br>Chev; TE50; 1968; GM V8-307<br>Chev; TE50; 1968-1963; GM V8-327<br>Chev; TE50; 1972-1970; GM V8-350<br>Chev; TE50; 1972-1970; GM V8-366<br>Chev; TE60; 1966-1963; GM V8-283<br>Chev; TE60; 1966-1963; GM V8-327<br>Chev; TE60; 1972-1970; GM V8-366<br>Chev; TE65; 1972-1966; GM V8-366<br>Chev; TE65; 1972-1966; GM V8-427<br>Chev; TE65; 1968-1966; GM V8-454<br>Chev; TE90; 1970; GM V8-637<br>Chev; TG50; 1972-1967; GM D478 Dsl<br>Chev; TG50; 1972-1967; GM DH478 Dsl<br>Chev; TG60; 1972-1967; GM D478 Dsl<br>Chev; TG60; 1972-1967; GM DH478 Dsl<br>Chev; Titan; 1980-1979; Cat 3406 Dsl<br>Chev; TM65; 1972-1970; GM V-6 305<br>Chev; TM65; 1972-1970; GM V-6 351<br>Chev; TM65; 1972-1970; GM V-6 379<br>Chev; TM70; 1968-1966; GM V-6 401<br>Chev; U80; 1966; DetrDsl 6V-53<br>Chev; W6; 1980; GM V8-5.7<br>Chev; W6; 1980; GM V8-6.0<br>Chev; W7; 1980; GM V8-6.0<br>Chev; W7; 1980; GM V8-7.0<br>Chev; W70; 1968-1966; DetrDsl 6V-53<br>Chev; WM80; 1968-1966; GM V-6 401<br>Ford; E350; 1989; V8-5.8<br>Ford; E350; 1989; V8-7.5<br>Ford; F Super Duty; 1995; V8-7.3 Dsl<br>Ford; F Super Duty; 1995; V8-7.5<br>Ford; F Super Duty; 1989-1988; V8-7.5<br>GMC; Astro; 1980-1979; Cat 3406 Dsl<br>GMC; Astro; 1981-1979; DetrDsl 6-71<br>GMC; Astro; 1983-1979; DetrDsl 6V-92<br>GMC; Astro; 1983-1979; DetrDsl 8V-71<br>GMC; Astro; 1983-1979; DetrDsl 8V-92<br>GMC; Brigadier; 1983-1979; DetrDsl 6-71<br>GMC; Brigadier; 1983-1979; DetrDsl 6V-53<br>GMC; Brigadier; 1983-1979; DetrDsl 6V-92<br>GMC; Brigadier; 1981-1979; DetrDsl 8V-71<br>GMC; Brigadier; 1979-1980; V8-427<br>GMC; C5000; 1987-1985; V8-5.7<br>GMC; C6000; 1985-1983; DetrDsl V8-8.2<br>GMC; C6000; 1987-1985; V8-5.7<br>GMC; C6000; 1987; V8-6.0<br>GMC; C7000; 1985; DetrDsl V8-8.2<br>GMC; C7000; 1983; DetrDsl V8-8.2<br>GMC; C7000; 1987; V8-6.0<br>GMC; C7000; 1987; V8-7.0<br>GMC; CD6500; 1977; DetrDsl 4-53<br>GMC; CE4500; 1968-1967; V8-283<br>GMC; CE4500; 1962-1960; V8-283<br>GMC; CE4500; 1972-1970; V8-307<br>GMC; CE4500; 1968; V8-307<br>GMC; CE4500; 1968-1967; V8-327<br>GMC; CE4500; 1962; V8-327<br>GMC; CE4500; 1972-1960; V8-350<br>GMC; CE5000; 1977; V8-305<br>GMC; CE5000; 1973-1970; V8-307<br>GMC; CE5000; 1968-1960; V8-307<br>GMC; CE5000; 1968-1962; V8-327<br>GMC; CE5000; 1977-1975; V8-350<br>GMC; CE5000; 1973-1968; V8-350<br>GMC; CE5500; 1972-1970; V8-307<br>GMC; CE5500; 1972-1969; V8-350<br>GMC; CE5500; 1972-1966; V8-366<br>GMC; CE5500; 1972-1966; V8-427<br>GMC; CE5500; 1968-1966; V8-454<br>GMC; CE6000; 1968-1960; V8-283<br>GMC; CE6000; 1973-1970; V8-307<br>GMC; CE6000; 1968-1960; V8-307<br>GMC; CE6000; 1968-1960; V8-327<br>GMC; CE6000; 1977-1969; V8-350<br>GMC; CE6000; 1977-1967; V8-366 |  |
| <b>SYSTEM &amp; COMPONENT IDENT.</b> | Toy.; Tacoma; 1995; L4-2.4<br>Toy.; Tacoma; 1995; L4-2.7<br>Toy.; Tacoma; 1995; V6-3.4<br>Toy.; Tercel; 1995-1983; L4-1.5<br>Toy.; Van; 1985-1984; L4-2.0<br>Toy.; Van; 1989-1986; L4-2.2<br>Toy.; 4 Runner; 1995-1988; L4-2.4<br>VW; Corrado; 1992-1990; L4-1.8<br>VW; Corrado; 1994-1992; V6-2.8<br>VW; Jetta; 1984-1982; L4-1.6 Dsl<br>VW; Jetta; 1984-1982; L4-1.7<br>VW; Jetta; 1984-1982; L4-1.8<br>VW; Quantum; 1985; L4-1.8<br>VW; Quantum; 1988-1981; L5-2.2<br>VW; Rabbit; 1984-1981; L4-1.7<br>VW; Rabbit; 1984-1983; L4-1.8<br>VW; Rabbit Pickup; 1983-1981; L4-1.6 Dsl<br>VW; Rabbit Pickup; 1983-1981; L4-1.7<br>VW; Scirocco; 1983; L4-1.7<br>VW; Vanagon; 1985-1984; L4-1.9<br>VW; Vanagon; 1992-1986; L4-2.1<br>Volvo; 240; 1985-1980; L4-2.1<br>Volvo; 240; 1990-1982; L4-2.3<br>Volvo; 240; 1985-1980; L6-2.4 Dsl<br>Volvo; 260; 1982-1980; V6-2.8<br>Volvo; 740; 1990-1986; L4-2.3<br>Volvo; 740; 1986-1983; L6-2.4 Dsl<br>Volvo; 760; 1990-1983; V6-2.8<br>Volvo; 780; 1990-1987; V6-2.8<br>Volvo; 960; 1995-1992; L6-2.9 | Chev; Bison; 1980-1979; Cat 3406 Dsl<br>Chev; Bruin; 1980-1979; Cat 3208 Dsl<br>Chev; Bruin; 1979-1980; GM V8-427<br>Chev; C40; 1969; GM L6-230<br>Chev; C40; 1962-1960; GM L6-235<br>Chev; C40; 1972-1969; GM L6-250<br>Chev; C40; 1962-1960; GM L6-261<br>Chev; C40; 1962-1960; GM V8-283<br>Chev; C40; 1972-1969; GM V8-307<br>Chev; C40; 1962; GM V8-327<br>Chev; C40; 1972-1969; GM V8-350<br>Chev; C50; 1967-1960; GM L6-230<br>Chev; C50; 1978-1960; GM L6-250<br>Chev; C50; 1978-1960; GM L6-292<br>Chev; C50; 1973-1970; GM V8-307<br>Chev; C50; 1968; GM V8-307<br>Chev; C50; 1968-1962; GM V8-327<br>Chev; C50; 1978-1969; GM V8-350<br>Chev; C50; 1978-1966; GM V8-366<br>Chev; C50; 1978-1969; GM V8-427<br>Chev; C50; 1966; GM V8-427<br>Chev; C50; 1978-1960; GM V8-454<br>Chev; C60; 1962-1960; GM L6-261<br>Chev; C60; 1973; GM V-6 432<br>Chev; C60; 1973; GM V-6 478<br>Chev; C60; 1968-1960; GM V8-283<br>Chev; C60; 1973-1970; GM V8-307<br>Chev; C60; 1968; GM V8-307<br>Chev; C60; 1968-1962; GM V8-327<br>Chev; C60; 1965-1960; GM V8-348<br>Chev; C60; 1978-1969; GM V8-350<br>Chev; C60; 1978-1960; GM V8-366<br>Chev; C60; 1978-1969; GM V8-427<br>Chev; C60; 1966; GM V8-427<br>Chev; C60; 1978-1973; GM V8-454<br>Chev; C70; 1980-1979; Cat 3208 Dsl<br>Chev; C70; 1979-1980; GM V8-366<br>Chev; CD50; 1970-1967; DetrDsl 4-53<br>Chev; CD60; 1970-1967; DetrDsl 4-53<br>Chev; CE40; 1962-1960; GM V8-283<br>Chev; CE40; 1972-1970; GM V8-307<br>Chev; CE40; 1962; GM V8-327<br>Chev; CE40; 1972-1960; GM V8-350<br>Chev; CE50; 1972-1970; GM V8-307   | Chev; J70; 1977-1973; DetrDsl 6V-53<br>Chev; J80; 1977-1971; DetrDsl 6V-53<br>Chev; JE90; 1969-1966; GM V8-637<br>Chev; JJ70; 1971-1967; GM D637 Dsl<br>Chev; JJ70; 1971-1967; GM DH637 Dsl<br>Chev; JM70; 1971-1966; GM V-6 401<br>Chev; JM70; 1971-1966; GM V-6 432<br>Chev; JM70; 1971-1966; GM V-6 478<br>Chev; JM80; 1971-1966; GM V-6 401<br>Chev; JM80; 1971-1966; GM V-6 432<br>Chev; JM80; 1971-1966; GM V-6 478<br>Chev; JV70; 1972-1969; DetrDsl 6V-53<br>Chev; JV80; 1972-1969; DetrDsl 6V-53<br>Chev; L50; 1965-1963; GM V8-283<br>Chev; L50; 1965-1963; GM V8-327<br>Chev; L60; 1965-1963; GM V8-283<br>Chev; L60; 1965-1963; GM V8-327<br>Chev; M65; 1978-1973; GM V8-366<br>Chev; M65; 1978-1973; GM V8-427<br>Chev; M65; 1978-1973; GM V8-454<br>Chev; MB60; 1969; GM D478 Dsl<br>Chev; MI90; 1971-1973; DetrDsl 6-71<br>Chev; P30; 1979-1967; GM L6-292<br>Chev; P50; 1967; GM L6-292<br>Chev; T40; 1967-1963; GM L6-230<br>Chev; T40; 1968-1963; GM L6-250<br>Chev; T40; 1972-1963; GM L6-292<br>Chev; T50; 1973; GM D478 Dsl<br>Chev; T50; 1973-1963; GM DH478 Dsl<br>Chev; T50; 1968-1963; GM V8-283<br>Chev; T50; 1968; GM V8-307<br>Chev; T50; 1968-1963; GM V8-327<br>Chev; T50; 1972-1970; GM V8-350<br>Chev; T50; 1973-1966; GM V8-366<br>Chev; T50; 1973-1966; GM V8-427<br>Chev; T50; 1968-1966; GM V8-454<br>Chev; T60; 1975; GM D478 Dsl<br>Chev; T60; 1973; GM D478 Dsl<br>Chev; T60; 1975; GM DH478 Dsl<br>Chev; T60; 1973-1963; GM DH478 Dsl<br>Chev; T60; 1968-1963; GM V8-283<br>Chev; T60; 1978-1976; GM V8-305<br>Chev; T60; 1973; GM V8-307<br>Chev; T60; 1968; GM V8-307<br>Chev; T60; 1968-1963; GM V8-327<br>Chev; T60; 1965-1963; GM V8-348<br>Chev; T60; 1978-1970; GM V8-350<br>Chev; T60; 1978-1963; GM V8-366<br>Chev; T60; 1978-1966; GM V8-427<br>Chev; T60; 1976; GM V8-454<br>Chev; T60; 1968-1966; GM V8-454<br>Chev; T65; 1974; GM V-6 305  | Chev; W6; 1980; GM V8-5.7<br>Chev; W6; 1980; GM V8-6.0<br>Chev; W7; 1980; GM V8-6.0<br>Chev; W7; 1980; GM V8-7.0<br>Chev; W70; 1968-1966; DetrDsl 6V-53<br>Chev; WM80; 1968-1966; GM V-6 401<br>Ford; E350; 1989; V8-5.8<br>Ford; E350; 1989; V8-7.5<br>Ford; F Super Duty; 1995; V8-7.3 Dsl<br>Ford; F Super Duty; 1995; V8-7.5<br>Ford; F Super Duty; 1989-1988; V8-7.5<br>GMC; Astro; 1980-1979; Cat 3406 Dsl<br>GMC; Astro; 1981-1979; DetrDsl 6-71<br>GMC; Astro; 1983-1979; DetrDsl 6V-92<br>GMC; Astro; 1983-1979; DetrDsl 8V-71<br>GMC; Astro; 1983-1979; DetrDsl 8V-92<br>GMC; Brigadier; 1983-1979; DetrDsl 6-71<br>GMC; Brigadier; 1983-1979; DetrDsl 6V-53<br>GMC; Brigadier; 1983-1979; DetrDsl 6V-92<br>GMC; Brigadier; 1981-1979; DetrDsl 8V-71<br>GMC; Brigadier; 1979-1980; V8-427<br>GMC; C5000; 1987-1985; V8-5.7<br>GMC; C6000; 1985-1983; DetrDsl V8-8.2<br>GMC; C6000; 1987-1985; V8-5.7<br>GMC; C6000; 1987; V8-6.0<br>GMC; C7000; 1985; DetrDsl V8-8.2<br>GMC; C7000; 1983; DetrDsl V8-8.2<br>GMC; C7000; 1987; V8-6.0<br>GMC; C7000; 1987; V8-7.0<br>GMC; CD6500; 1977; DetrDsl 4-53<br>GMC; CE4500; 1968-1967; V8-283<br>GMC; CE4500; 1962-1960; V8-283<br>GMC; CE4500; 1972-1970; V8-307<br>GMC; CE4500; 1968; V8-307<br>GMC; CE4500; 1968-1967; V8-327<br>GMC; CE4500; 1962; V8-327<br>GMC; CE4500; 1972-1960; V8-350<br>GMC; CE5000; 1977; V8-305<br>GMC; CE5000; 1973-1970; V8-307<br>GMC; CE5000; 1968-1960; V8-307<br>GMC; CE5000; 1968-1962; V8-327<br>GMC; CE5000; 1977-1975; V8-350<br>GMC; CE5000; 1973-1968; V8-350<br>GMC; CE5500; 1972-1970; V8-307<br>GMC; CE5500; 1972-1969; V8-350<br>GMC; CE5500; 1972-1966; V8-366<br>GMC; CE5500; 1972-1966; V8-427<br>GMC; CE5500; 1968-1966; V8-454<br>GMC; CE6000; 1968-1960; V8-283<br>GMC; CE6000; 1973-1970; V8-307<br>GMC; CE6000; 1968-1960; V8-307<br>GMC; CE6000; 1968-1960; V8-327<br>GMC; CE6000; 1977-1969; V8-350<br>GMC; CE6000; 1977-1967; V8-366 |
| <b>PASS. CARS</b>                    | VW; Quantum; 1988-1981; L5-2.2<br>VW; Rabbit; 1984-1981; L4-1.7<br>VW; Rabbit; 1984-1983; L4-1.8<br>VW; Rabbit Pickup; 1983-1981; L4-1.6 Dsl<br>VW; Rabbit Pickup; 1983-1981; L4-1.7<br>VW; Scirocco; 1983; L4-1.7<br>VW; Vanagon; 1985-1984; L4-1.9<br>VW; Vanagon; 1992-1986; L4-2.1<br>Volvo; 240; 1985-1980; L4-2.1<br>Volvo; 240; 1990-1982; L4-2.3<br>Volvo; 240; 1985-1980; L6-2.4 Dsl<br>Volvo; 260; 1982-1980; V6-2.8<br>Volvo; 740; 1990-1986; L4-2.3<br>Volvo; 740; 1986-1983; L6-2.4 Dsl<br>Volvo; 760; 1990-1983; V6-2.8<br>Volvo; 780; 1990-1987; V6-2.8<br>Volvo; 960; 1995-1992; L6-2.9  | Chev; J70; 1977-1973; DetrDsl 6V-53<br>Chev; J80; 1977-1971; DetrDsl 6V-53<br>Chev; JE90; 1969-1966; GM V8-637<br>Chev; JJ70; 1971-1967; GM D637 Dsl<br>Chev; JJ70; 1971-1967; GM DH637 Dsl<br>Chev; JM70; 1971-1966; GM V-6 401<br>Chev; JM70; 1971-1966; GM V-6 432<br>Chev; JM70; 1971-1966; GM V-6 478<br>Chev; JM80; 1971-1966; GM V-6 401<br>Chev; JM80; 1971-1966; GM V-6 432<br>Chev; JM80; 1971-1966; GM V-6 478<br>Chev; JV70; 1972-1969; DetrDsl 6V-53<br>Chev; JV80; 1972-1969; DetrDsl 6V-53<br>Chev; L50; 1965-1963; GM V8-283<br>Chev; L50; 1965-1963; GM V8-327<br>Chev; L60; 1965-1963; GM V8-283<br>Chev; L60; 1965-1963; GM V8-327<br>Chev; M65; 1978-1973; GM V8-366<br>Chev; M65; 1978-1973; GM V8-427<br>Chev; M65; 1978-1973; GM V8-454<br>Chev; MB60; 1969; GM D478 Dsl<br>Chev; MI90; 1971-1973; DetrDsl 6-71<br>Chev; P30; 1979-1967; GM L6-292<br>Chev; P50; 1967; GM L6-292<br>Chev; T40; 1967-1963; GM L6-230<br>Chev; T40; 1968-1963; GM L6-250<br>Chev; T40; 1972-1963; GM L6-292<br>Chev; T50; 1973; GM D478 Dsl<br>Chev; T50; 1973-1963; GM DH478 Dsl<br>Chev; T50; 1968-1963; GM V8-283<br>Chev; T50; 1968; GM V8-307<br>Chev; T50; 1968-1963; GM V8-327<br>Chev; T50; 1972-1970; GM V8-350<br>Chev; T50; 1973-1966; GM V8-366<br>Chev; T50; 1973-1966; GM V8-427<br>Chev; T50; 1968-1966; GM V8-454<br>Chev; T60; 1975; GM D478 Dsl<br>Chev; T60; 1973; GM D478 Dsl<br>Chev; T60; 1975; GM DH478 Dsl<br>Chev; T60; 1973-1963; GM DH478 Dsl<br>Chev; T60; 1968-1963; GM V8-283<br>Chev; T60; 1978-1976; GM V8-305<br>Chev; T60; 1973; GM V8-307<br>Chev; T60; 1968; GM V8-307<br>Chev; T60; 1968-1963; GM V8-327<br>Chev; T60; 1965-1963; GM V8-348<br>Chev; T60; 1978-1970; GM V8-350<br>Chev; T60; 1978-1963; GM V8-366<br>Chev; T60; 1978-1966; GM V8-427<br>Chev; T60; 1976; GM V8-454<br>Chev; T60; 1968-1966; GM V8-454<br>Chev; T65; 1974; GM V-6 305  | Chev; W6; 1980; GM V8-5.7<br>Chev; W6; 1980; GM V8-6.0<br>Chev; W7; 1980; GM V8-6.0<br>Chev; W7; 1980; GM V8-7.0<br>Chev; W70; 1968-1966; DetrDsl 6V-53<br>Chev; WM80; 1968-1966; GM V-6 401<br>Ford; E350; 1989; V8-5.8<br>Ford; E350; 1989; V8-7.5<br>Ford; F Super Duty; 1995; V8-7.3 Dsl<br>Ford; F Super Duty; 1995; V8-7.5<br>Ford; F Super Duty; 1989-1988; V8-7.5<br>GMC; Astro; 1980-1979; Cat 3406 Dsl<br>GMC; Astro; 1981-1979; DetrDsl 6-71<br>GMC; Astro; 1983-1979; DetrDsl 6V-92<br>GMC; Astro; 1983-1979; DetrDsl 8V-71<br>GMC; Astro; 1983-1979; DetrDsl 8V-92<br>GMC; Brigadier; 1983-1979; DetrDsl 6-71<br>GMC; Brigadier; 1983-1979; DetrDsl 6V-53<br>GMC; Brigadier; 1983-1979; DetrDsl 6V-92<br>GMC; Brigadier; 1981-1979; DetrDsl 8V-71<br>GMC; Brigadier; 1979-1980; V8-427<br>GMC; C5000; 1987-1985; V8-5.7<br>GMC; C6000; 1985-1983; DetrDsl V8-8.2<br>GMC; C6000; 1987-1985; V8-5.7<br>GMC; C6000; 1987; V8-6.0<br>GMC; C7000; 1985; DetrDsl V8-8.2<br>GMC; C7000; 1983; DetrDsl V8-8.2<br>GMC; C7000; 1987; V8-6.0<br>GMC; C7000; 1987; V8-7.0<br>GMC; CD6500; 1977; DetrDsl 4-53<br>GMC; CE4500; 1968-1967; V8-283<br>GMC; CE4500; 1962-1960; V8-283<br>GMC; CE4500; 1972-1970; V8-307<br>GMC; CE4500; 1968; V8-307<br>GMC; CE4500; 1968-1967; V8-327<br>GMC; CE4500; 1962; V8-327<br>GMC; CE4500; 1972-1960; V8-350<br>GMC; CE5000; 1977; V8-305<br>GMC; CE5000; 1973-1970; V8-307<br>GMC; CE5000; 1968-1960; V8-307<br>GMC; CE5000; 1968-1962; V8-327<br>  |  |



# Numerical Listing - Power Steering Hose Assemblies and End Fittings

## 81206 - Continued

GMC; CE6000; 1977-1967; V8-427  
 GMC; CE6000; 1977-1973; V8-454  
 GMC; CE6000; 1968-1967; V8-454  
 GMC; CE6500; 1977-1973; V8-366  
 GMC; CE6500; 1977-1973; V8-427  
 GMC; CE6500; 1977-1966; V8-454  
 GMC; CG5500; 1972-1970; GMC D478 Dsl  
 GMC; CG5500; 1972-1970; GMC DH478 Dsl  
 GMC; CG6000; 1975-1973; GMC D478 Dsl  
 GMC; CG6000; 1975-1973; GMC DH478 Dsl  
 GMC; CH9500; 1970-1966; DetrDsl 8V-71  
 GMC; CI9500; 1971-1966; DetrDsl 6-71N  
 GMC; CM5500; 1974-1970; V-6 305  
 GMC; CM5500; 1974-1970; V-6 351  
 GMC; CM5500; 1974-1970; V-6 379  
 GMC; CM6500; 1975-1970; V-6 305  
 GMC; CM6500; 1975-1970; V-6 351  
 GMC; CM6500; 1975-1970; V-6 379  
 GMC; CM6500; 1974-1970; V-6 401  
 GMC; CM6500; 1974-1970; V-6 432  
 GMC; CM6500; 1974-1970; V-6 478  
 GMC; CS4500; 1977-1967; L6-230  
 GMC; CS4500; 1977-1967; L6-250  
 GMC; CS5000; 1977-1967; L6-292  
 GMC; CS5500; 1977-1963; L6-230  
 GMC; CS5500; 1977-1963; L6-250  
 GMC; CS6000; 1977-1967; L6-292  
 GMC; DE9500; 1972-1967; V8-637  
 GMC; EG5500; 1969-1967; GMC D478 Dsl  
 GMC; EG5500; 1969-1967; GMC DH478 Dsl  
 GMC; EG6500; 1969-1967; GMC D478 Dsl  
 GMC; EG6500; 1969-1967; GMC DH478 Dsl  
 GMC; EM4500; 1969-1967; V-6 305  
 GMC; EM4500; 1969-1967; V-6 351  
 GMC; EM4500; 1969-1967; V-6 379  
 GMC; EM5500; 1969-1967; V-6 305  
 GMC; EM5500; 1969-1967; V-6 351  
 GMC; EM5500; 1969-1967; V-6 379  
 GMC; EM6500; 1969-1967; V-6 305  
 GMC; EM6500; 1969-1967; V-6 351  
 GMC; EM6500; 1969-1967; V-6 379  
 GMC; ES4500; 1969-1967; L6-230  
 GMC; ES4500; 1969-1967; L6-250  
 GMC; FE9500; 1972-1966; V8-637  
 GMC; General; 1983-1979; DetrDsl 6-71  
 GMC; General; 1983-1979; DetrDsl 6V-92  
 GMC; General; 1983-1979; DetrDsl 8V-71  
 GMC; General; 1983-1979; DetrDsl 8V-92  
 GMC; HE9500; 1972-1966; V8-637  
 GMC; HI9500; 1966; DetrDsl 6-71  
 GMC; HI9500; 1972-1966; DetrDsl 6-71N  
 GMC; HJ7500; 1969-1967; GMC D637 Dsl  
 GMC; HJ7500; 1969-1967; GMC DH637 Dsl  
 GMC; HJ9500; 1969-1966; GMC D637 Dsl  
 GMC; HJ9500; 1969-1966; GMC DH637 Dsl  
 GMC; HM7500; 1971-1966; V-6 305  
 GMC; HM7500; 1971-1966; V-6 351  
 GMC; HM7500; 1971-1966; V-6 379  
 GMC; HM7500; 1971-1966; V-6 401  
 GMC; HM7500; 1971-1966; V-6 432  
 GMC; HM7500; 1971-1966; V-6 478  
 GMC; HM8500; 1970-1966; V-6 305  
 GMC; HM8500; 1970-1966; V-6 351  
 GMC; HM8500; 1970-1966; V-6 379  
 GMC; HM8500; 1971-1966; V-6 401  
 GMC; HM8500; 1971-1966; V-6 432  
 GMC; HM8500; 1971-1966; V-6 478  
 GMC; JE9500; 1972-1966; V8-637  
 GMC; JI9500; 1969-1968; DetrDsl 6-71  
 GMC; JI9500; 1972-1966; DetrDsl 6-71N  
 GMC; JJ7500; 1969-1967; GMC D637 Dsl  
 GMC; JJ7500; 1969-1967; GMC DH637 Dsl  
 GMC; JJ9500; 1969-1966; GMC D637 Dsl  
 GMC; JJ9500; 1969-1966; GMC DH637 Dsl  
 GMC; JM7500; 1970-1966; V-6 305  
 GMC; JM7500; 1970-1966; V-6 351  
 GMC; JM7500; 1970-1966; V-6 379  
 GMC; JM7500; 1971-1966; V-6 401  
 GMC; JM7500; 1971-1966; V-6 432  
 GMC; JM7500; 1971-1966; V-6 478  
 GMC; JM8500; 1971-1966; V-6 401  
 GMC; JM8500; 1971-1966; V-6 432

## 81206 - Continued

GMC; JM8500; 1971-1966; V-6 478  
 GMC; JN7500; 1968-1966; DetrDsl 6V-53  
 GMC; JN8500; 1968-1966; DetrDsl 6V-53  
 GMC; JN8500; 1966; DetrDsl 6V-53N  
 GMC; JN8500; 1966; DetrDsl 6V-53T  
 GMC; M6500; 1978; V8-366  
 GMC; M6500; 1978; V8-427  
 GMC; M6500; 1978-1973; V8-454  
 GMC; ME6500; 1977-1973; V8-427  
 GMC; ME6500; 1977-1970; V8-454  
 GMC; ME9500; 1968-1966; V8-637  
 GMC; MI9500; 1972-1966; DetrDsl 6-71N  
 GMC; MM6500; 1974-1970; V-6 401  
 GMC; MM6500; 1974-1970; V-6 432  
 GMC; MM6500; 1974-1970; V-6 478  
 GMC; P3500; 1979-1978; L6-292  
 GMC; T6000; 1966-1963; V8-283  
 GMC; T6000; 1973; V8-307  
 GMC; T6000; 1966-1963; V8-327  
 GMC; T6000; 1978-1973; V8-350  
 GMC; T6000; 1978-1966; V8-366  
 GMC; T6000; 1978-1966; V8-427  
 GMC; T6000; 1969-1966; V8-454  
 GMC; T6500; 1978; V8-366  
 GMC; T6500; 1978; V8-427  
 GMC; TE5500; 1968-1963; V8-283  
 GMC; TE5500; 1968; V8-307  
 GMC; TE5500; 1968-1963; V8-327  
 GMC; TE5500; 1972-1970; V8-350  
 GMC; TE5500; 1977-1966; V8-366  
 GMC; TE5500; 1968-1966; V8-454  
 GMC; TE6500; 1968-1966; V8-454  
 GMC; TE9500; 1968; V8-637  
 GMC; TG5500; 1975-1972; GMC D478 Dsl  
 GMC; TG5500; 1969-1967; GMC D478 Dsl  
 GMC; TG5500; 1975-1972; GMC DH478 Dsl  
 GMC; TG5500; 1969-1967; GMC DH478 Dsl  
 GMC; TG6000; 1975-1972; GMC D478 Dsl  
 GMC; TG6000; 1969-1967; GMC D478 Dsl  
 GMC; TG6000; 1975-1972; GMC DH478 Dsl  
 GMC; TG6000; 1969-1967; GMC DH478 Dsl  
 GMC; TG6500; 1974-1972; GMC D478 Dsl  
 GMC; TG6500; 1974-1972; GMC DH478 Dsl  
 GMC; TM5500; 1974-1970; V-6 305  
 GMC; TM5500; 1974-1970; V-6 351  
 GMC; TM5500; 1974-1970; V-6 379  
 GMC; TM6000; 1974-1970; V-6 305  
 GMC; TM6000; 1974-1970; V-6 351  
 GMC; TM6000; 1974-1970; V-6 379  
 GMC; TM6500; 1974-1970; V-6 305  
 GMC; TM6500; 1974-1970; V-6 351  
 GMC; TM6500; 1974-1970; V-6 379  
 GMC; TM7500; 1968-1966; V-6 305  
 GMC; TM7500; 1968-1966; V-6 351  
 GMC; TM7500; 1968-1966; V-6 379  
 GMC; TM7500; 1968-1966; V-6 401  
 GMC; TM7500; 1968-1966; V-6 432  
 GMC; TM7500; 1968-1966; V-6 478  
 GMC; TM8500; 1968-1966; V-6 401  
 GMC; TM8500; 1968-1966; V-6 432  
 GMC; TM8500; 1968-1966; V-6 478  
 GMC; TS5500; 1972-1963; L6-292  
 GMC; TV7500; 1977-1966; DetrDsl 6V-53  
 GMC; WE9500; 1972; V8-637  
 GMC; WM7500; 1968-1966; V-6 401  
 GMC; WM7500; 1968-1966; V-6 432  
 GMC; WM7500; 1968-1966; V-6 478  
 GMC; WM8500; 1968-1966; V-6 401  
 GMC; WM8500; 1968-1966; V-6 432  
 GMC; WM8500; 1968-1970; V-6 478  
 GMC; WV7500; 1967-1966; DetrDsl 6V-53  
 Chev; B7; 1973-1969; GM V8-350  
 Chev; B7; 1973-1969; GM V8-366  
 Chev; B7; 1973-1969; GM V8-427  
 Chev; B7; 1973-1969; GM V8-454  
 Chev; B60 B6P; 1973-1969; GM V8-350  
 Chev; B60 B6P; 1973-1969; GM V8-366  
 Chev; B60 B6P; 1973-1969; GM V8-427  
 Chev; B60 B6P; 1973-1969; GM V8-454  
 Chev; S40; 1977-1973; GM L6-250  
 Chev; S40; 1977-1973; GM L6-250  
 Chev; S40; 1978-1975; GM L6-292

## 81206 - Continued

Chev; S40; 1978-1975; GM V8-350  
 Chev; S50; 1978-1975; GM L6-292  
 Chev; S50; 1978-1975; GM V8-350  
 Chev; S50; 1978-1975; GM V8-366  
 Chev; S60 B6P; 1978-1973; GM L6-292  
 Chev; S60 B6P; 1978-1973; GM V-6 305  
 Chev; S60 B6P; 1978-1973; GM V-6 351  
 Chev; S60 B6P; 1978-1973; GM V-6 379  
 Chev; S60 B6P; 1978-1969; GM V8-350  
 Chev; S60 B6P; 1978-1969; GM V8-366  
 Chev; S65; 1978-1973; GM V-6 305  
 Chev; S65; 1978-1973; GM V-6 351  
 Chev; S65; 1978-1973; GM V-6 379  
 Chev; S65; 1978-1973; GM V-6 401  
 Chev; S65; 1978-1973; GM V-6 432  
 Chev; S65; 1978-1973; GM V-6 478  
 Chev; S65; 1978-1975; GM V8-366  
 GMC; B6000 B6P; 1979; V8-350  
 GMC; B6000 B6P; 1982-1979; V8-5.7  
 GMC; B6000 B6P; 1982-1979; V8-6.0  
 GMC; B6000 B6P; 1982-1979; V8-7.0  
 GMC; S5000; 1974-1973; L6-230  
 GMC; SE6000; 1978-1975; V8-307  
 GMC; SE6000; 1978-1975; V8-350  
 GMC; SE6000; 1978-1975; V8-366  
 GMC; SE6000; 1978-1975; V8-427  
 GMC; SE6000; 1978-1970; V8-454  
 GMC; SG5500; 1974-1970; GMC DH478 Dsl  
 GMC; SG6000; 1975-1970; GMC D478 Dsl  
 GMC; SG6000; 1975-1970; GMC DH478 Dsl  
 GMC; SM5500; 1975-1973; V-6 305  
 GMC; SM5500; 1975-1973; V-6 351  
 GMC; SM5500; 1975-1973; V-6 379  
 GMC; SM6500; 1975-1973; V-6 305  
 GMC; SM6500; 1975-1973; V-6 351  
 GMC; SM6500; 1975-1973; V-6 379  
 GMC; SS4500; 1977-1973; L6-230  
 GMC; SS4500; 1977-1973; L6-250  
 GMC; SS6000; 1978-1994; L6-292

## 81352

Buick; Century; 1986-1982; L4-2.5  
 Buick; Century; 1989-1987; V6-2.8  
 Buick; Century; 1995-1985; V6-3.1  
 Buick; Century; 1981-1980; V6-3.8  
 Buick; Century; 1982-1980; V6-4.3 Dsl  
 Buick; Century; 1980-1981; V8-5.0  
 Buick; Century; 1981; V8-5.7 Dsl  
 Buick; Electra; 1986-1980; V6-3.8  
 Buick; Electra; 1985; V6-4.3 Dsl  
 Buick; Electra; 1980; V8-4.9  
 Buick; Electra; 1989-1981; V8-5.0  
 Buick; Electra; 1985-1977; V8-5.7 Dsl  
 Buick; Estate Wagon; 1973-1972; V8-350  
 Buick; Estate Wagon; 1979-1971; V8-403  
 Buick; Lesabre; 1986; V6-3.0  
 Buick; Lesabre; 1995-1991; V6-3.8  
 Buick; Lesabre; 1986-1980; V6-3.8  
 Buick; Lesabre; 1984-1980; V6-4.1  
 Buick; Lesabre; 1982-1980; V8-4.4 (Canada)  
 Buick; Lesabre; 1990-1980; V8-5.0  
 Buick; Lesabre; 1985-1980; V8-5.7 Dsl  
 Buick; Lesabre; 1971-1970; V8-455  
 Buick; Park Ave.; 1995-1991; V6-3.8  
 Buick; Regal; 1989-1988; V6-2.8  
 Buick; Regal; 1995-1989; V6-3.1  
 Buick; Regal; 1995-1994; V6-3.8  
 Buick; Regal; 1991-1990; V6-3.8  
 Buick; Regal; 1987-1980; V6-3.8  
 Buick; Regal; 1984-1982; V6-4.1  
 Buick; Regal; 1985-1980; V6-4.3 Dsl  
 Buick; Regal; 1982-1980; V8-4.4 (Canada)  
 Buick; Regal; 1987-1986; V8-5.0  
 Buick; Regal; 1980; V8-5.0  
 Buick; Regal; 1985-1982; V8-5.0 (Canada)  
 Buick; Regal; 1985; V8-5.7 Dsl  
 Buick; Regal; 1983-1981; V8-5.7 Dsl  
 Buick; Riviera; 1985-1980; V6-3.8  
 Buick; Riviera; 1984-1981; V6-4.1  
 Buick; Riviera; 1985-1980; V8-5.0  
 Buick; Riviera; 1980; V8-5.7

**SYSTEM  
PUMP &  
GEAR  
IDENT.**

**SYSTEM &  
COM-  
PONENT  
IDENT.**

**PASS.  
CARS**

**LIGHT  
TRUCKS**

**MEDIUM/  
HEAVY  
TRUCKS**

**BUSES**

**HOSE  
NUMER-  
ICAL**

**REPAIR  
KITS**

**KIT  
NUMER-  
ICAL**

**ILLUST-  
RATIONS**

# Numerical Listing - Power Steering Hose Assemblies and End Fittings

|                                      | 81352 - Continued   | 81352 - Continued   | 81352 - Continued   |
|--------------------------------------|---|---|---|
| <b>SYSTEM PUMP &amp; GEAR IDENT.</b> | Buick; Riviera; 1985-1981; V8-5.7 Dsl<br>Buick; Skyhawk; 1986-1982; L4-1.8<br>Buick; Skyhawk; 1989; L4-2.0<br>Buick; Skyhawk; 1987-1982; L4-2.0<br>Buick; Skyhawk; 1980; V6-3.8<br>Buick; Skylark; 1987-1980; L4-2.5<br>Buick; Skylark; 1988-1986; V6-3.0<br>Buick; Skylark; 1994; V6-3.1<br>Buick; Skylark; 1992-1989; V6-3.3<br>Buick; Somerset; 1987-1985; L4-2.5<br>Buick; Somerset Regal; 1985; V6-3.0<br>Cad; Allante; 1993; V8-4.6<br>Cad; Brougham; 1990-1987; V8-5.0<br>Cad; Cimarron; 1982; L4-1.8<br>Cad; Cimarron; 1986-1983; L4-2.0<br>Cad; Cimarron; 1988-1985; V6-2.8<br>Cad; Deville; 1982-1980; V6-4.1<br>Cad; Deville; 1985-1982; V6-4.3 Dsl<br>Cad; Deville; 1995-1991; V8-4.6<br>Cad; Deville; 1984-1980; V8-5.7 Dsl<br>Cad; Eldorado; 1982-1981; V6-4.1<br>Cad; Eldorado; 1985-1982; V8-4.1<br>Cad; Eldorado; 1995-1993; V8-4.6<br>Cad; Eldorado; 1993; V8-4.9<br>Cad; Eldorado; 1980; V8-5.7<br>Cad; Eldorado; 1985-1980; V8-5.7 Dsl<br>Cad; Fleetwood; 1982-1980; V6-4.1<br>Cad; Fleetwood; 1985-1982; V6-4.3 Dsl<br>Cad; Fleetwood; 1992-1991; V8-4.9<br>Cad; Fleetwood; 1986-1980; V8-5.0<br>Cad; Fleetwood; 1984-1980; V8-6.0<br>Cad; Seville; 1982-1981; V6-4.1<br>Cad; Seville; 1985-1982; V8-4.1<br>Cad; Seville; 1995-1993; V8-4.6<br>Cad; Seville; 1993; V8-4.9<br>Cad; Seville; 1980; V8-5.7<br>Cad; Seville; 1985-1980; V8-5.7 Dsl<br>Cad; Sixty Special; 1993; V8-4.9<br>Chev; Astro; 1990-1985; L4-2.5<br>Chev; Astro; 1995-1986; V6-4.3<br>Chev; BelAir; 1981-1980; V6-3.8 (Canada)<br>Chev; Beretta; 1989-1987; L4-2.0<br>Chev; Beretta; 1995-1994; L4-2.2<br>Chev; Beretta; 1991-1987; L4-2.2<br>Chev; Beretta; 1995-1990; V6-3.1<br>Chev; Blazer; 1982-1980; L6-4.1<br>Chev; Blazer; 1995; V6-4.3<br>Chev; Blazer; 1982-1980; V8-5.0<br>Chev; Blazer; 1982-1980; V8-5.7<br>Chev; Blazer; 1982; V8-6.2 Dsl<br>Chev; Blazer Compact; 1984-1983; L4-1.9<br>Chev; Blazer Compact; 1988-1985; L4-2.5<br>Chev; Blazer Compact; 1989-1983; V6-2.8<br>Chev; Blazer Full Size; 1991-1994; V8-6.2 Dsl<br>Chev; C&K Pickup; 1984-1980; L6-4.1<br>Chev; C&K Pickup; 1986-1980; L6-4.8<br>Chev; C&K Pickup; 1995-1988; V6-4.3<br>Chev; C&K Pickup; 1986-1985; V6-4.3<br>Chev; C&K Pickup; 1995-1988; V8-5.0<br>Chev; C&K Pickup; 1986-1980; V8-5.0<br>Chev; C&K Pickup; 1995-1988; V8-5.7<br>Chev; C&K Pickup; 1986-1980; V8-5.7<br>Chev; C&K Pickup; 1993-1988; V8-6.2 Dsl<br>Chev; C&K Pickup; 1986-1982; V8-6.2 Dsl<br>Chev; C&K Pickup; 1995-1992; V8-6.5 Dsl<br>Chev; C&K Pickup; 1980-1981; V8-6.6<br>Chev; C&K Pickup; 1995-1988; V8-7.4<br>Chev; C&K Pickup; 1986-1980; V8-7.4<br>Chev; Camaro; 1986-1982; L4-2.5<br>Chev; Camaro; 1989-1982; V6-2.8<br>Chev; Camaro; 1992-1990; V6-3.1<br>Chev; Camaro; 1981-1980; V6-3.8<br>Chev; Camaro; 1992-1980; V8-5.0<br>Chev; Camaro; 1992-1987; V8-5.7<br>Chev; Camaro; 1981-1980; V8-5.7<br>Chev; Caprice; 1984-1980; V6-3.8<br>Chev; Caprice; 1985; V6-3.8 (Canada)<br>Chev; Caprice; 1988-1985; V6-4.3<br>Chev; Caprice; 1982-1980; V8-4.4<br>Chev; Caprice; 1993-1980; V8-5.0<br>Chev; Caprice; 1993-1990; V8-5.7<br>Chev; Caprice; 1988-1986; V8-5.7 | Buick; Caprice; 1982; V8-5.7<br>Chev; Caprice; 1980; V8-5.7<br>Chev; Caprice; 1985-1980; V8-5.7 Dsl<br>Chev; Cavalier; 1982; L4-1.8<br>Chev; Cavalier; 1987-1983; L4-2.0<br>Chev; Cavalier; 1989-1985; V6-2.8<br>Chev; Cavalier; 1992-1990; V6-3.1<br>Chev; Celebrity; 1985-1982; L4-2.5<br>Chev; Celebrity; 1989-1987; V6-2.8<br>Chev; Celebrity; 1985; V6-2.8<br>Chev; Celebrity; 1990; V6-3.1<br>Chev; Chevette; 1987-1981; L4-1.6<br>Chev; Chevette; 1986-1981; L4-1.8 Dsl<br>Chev; Citation; 1985-1980; L4-2.5<br>Chev; Citation; 1985; V6-2.8<br>Chev; Citation; 1981-1980; V6-2.8<br>Chev; Corsica; 1989-1987; L4-2.0<br>Chev; Corsica; 1995-1994; L4-2.2<br>Chev; Corsica; 1991-1987; L4-2.2<br>Chev; Corsica; 1995-1990; V6-3.1<br>Chev; Corvette; 1980; V8-5.0<br>Chev; Corvette; 1995-1990; V8-5.7<br>Chev; Corvette; 1987-1984; V8-5.7<br>Chev; Corvette; 1982-1980; V8-5.7<br>Chev; El Camino; 1984-1980; V6-3.8<br>Chev; El Camino; 1987-1985; V6-4.3<br>Chev; El Camino; 1982-1980; V8-4.4<br>Chev; El Camino; 1987-1980; V8-5.0<br>Chev; El Camino; 1984-1985; V8-5.7 Dsl<br>Chev; G Van; 1995-1980; V8-5.0<br>Chev; G Van; 1995-1980; V8-5.7<br>Chev; G Van; 1993-1983; V8-6.2 Dsl<br>Chev; G Van; 1995-1994; V8-6.5 Dsl<br>Chev; G Van; 1980; V8-6.6<br>Chev; G Van; 1995-1988; V8-7.4<br>Chev; Impala; 1984-1980; V6-3.8<br>Chev; Impala; 1985; V6-3.8 (Canada)<br>Chev; Impala; 1985; V6-4.3<br>Chev; Impala; 1982-1980; V8-4.4<br>Chev; Impala; 1985-1980; V8-5.0<br>Chev; Impala; 1985-1980; V8-5.7<br>Chev; Impala; 1985-1980; V8-5.7 Dsl<br>Chev; Lumina; 1993-1990; L4-2.2<br>Chev; Lumina; 1995-1990; V6-3.1<br>Chev; Lumina; 1995-1991; V6-3.4<br>Chev; Lumina APV; 1995-1990; V6-3.1<br>Chev; Lumina APV; 1995-1992; V6-3.8<br>Chev; Luv Pickup; 1982-1981; L4-1.8<br>Chev; Malibu; 1983-1980; V6-3.8<br>Chev; Malibu; 1983-1982; V6-4.3 Dsl<br>Chev; Malibu; 1982-1980; V8-4.4<br>Chev; Malibu; 1983-1980; V8-5.0<br>Chev; Malibu; 1983-1982; V8-5.7 Dsl<br>Chev; Monte Carlo; 1995; V6-3.1<br>Chev; Monte Carlo; 1995-1980; V6-3.4<br>Chev; Monte Carlo; 1987-1985; V6-3.8 (Canada)<br>Chev; Monte Carlo; 1988-1985; V6-4.3<br>Chev; Monte Carlo; 1983-1982; V6-4.3 Dsl<br>Chev; Monte Carlo; 1982-1980; V8-4.4<br>Chev; Monte Carlo; 1988-1980; V8-5.0<br>Chev; Monte Carlo; 1984-1982; V8-5.7 Dsl<br>Chev; Monza; 1980; L4-2.5<br>Chev; Monza; 1980; V6-3.8<br>Chev; Nova; 1988-1985; L4-1.6<br>Chev; P Van; 1991-1989; L4-3.9 Dsl<br>Chev; P Van; 1989-1980; L6-4.8<br>Chev; P Van; 1995-1990; V6-4.3<br>Chev; P Van; 1995-1980; V8-5.7<br>Chev; P Van; 1993-1982; V8-6.2 Dsl<br>Chev; P Van; 1995-1990; V8-6.5 Dsl<br>Chev; P Van; 1987; V8-5.0<br>Chev; R&V Pickup; 1988-1987; L6-4.8<br>Chev; R&V Pickup; 1987; V6-4.3<br>Chev; R&V Pickup; 1987; V8-5.0<br>Chev; R&V Pickup; 1991-1987; V8-5.7<br>Chev; R&V Pickup; 1991-1987; V8-6.2 Dsl<br>Chev; R&V Pickup; 1991-1987; V8-7.4<br>Chev; S Pickup; 1985-1982; L4-1.9<br>Chev; S Pickup; 1984-1983; L4-2.0<br>Chev; S Pickup; 1995-1994; L4-2.2<br>Chev; S Pickup; 1985-1983; L4-2.2 Dsl<br>Chev; S Pickup; 1993-1985; L4-2.5<br>Chev; S Pickup; 1993-1982; V6-2.8 | Chev; S Pickup; 1995-1988; V6-4.3<br>Chev; Spectrum; 1988-1985; L4-1.5<br>Chev; Suburban; 1987-1981; V8-5.0<br>Chev; Suburban; 1995-1982; V8-5.7<br>Chev; Suburban; 1995-1994; V8-6.5 Dsl<br>Chev; Suburban; 1980; V8-6.6<br>Chev; Suburban; 1995-1980; V8-7.4<br>Chev; Tahoe; 1995; V8-5.7<br>Chev; Tahoe; 1995; V8-6.5 Dsl<br>Chev; Tracker; 1992-1989; L4-1.6 (Canada)<br>Dodge; D & W Pickup; 1981; L6-3.7<br>Dodge; D & W Pickup; 1969-1968; L6-225<br>Dodge; D & W Pickup; 1968; L6-251<br>Dodge; D & W Pickup; 1978; V8-318<br>Dodge; D & W Pickup; 1969-1968; V8-318<br>Dodge; D & W Pickup; 1978; V8-360<br>Dodge; D & W Pickup; 1969-1968; V8-383<br>Ford; Gran Torino; 1976-1975; V8-351<br>Ford; Thunderbird; 1979-1978; V8-302<br>Ford; Thunderbird; 1978; V8-400<br>Ford; Torino; 1976-1975; V8-351<br>Geo; Metro; 1995-1989; L3-1.0<br>Geo; Prizm; 1995-1993; L4-1.8<br>Geo; Spectrum; 1989; L4-1.5<br>Geo; Storm; 1993-1990; L4-1.6<br>Geo; Storm; 1993-1992; L4-1.8<br>Geo; Tracker; 1995-1989; L4-1.6<br>GMC; C&K Pickup; 1984-1980; L6-4.1<br>GMC; C&K Pickup; 1986-1980; L6-4.8<br>GMC; C&K Pickup; 1995-1988; V6-4.3<br>GMC; C&K Pickup; 1986-1985; V6-4.3<br>GMC; C&K Pickup; 1995-1988; V8-5.0<br>GMC; C&K Pickup; 1986-1980; V8-5.0<br>GMC; C&K Pickup; 1995-1988; V8-5.7<br>GMC; C&K Pickup; 1986-1980; V8-5.7<br>GMC; C&K Pickup; 1993-1988; V8-6.2 Dsl<br>GMC; C&K Pickup; 1986-1982; V8-6.2 Dsl<br>GMC; C&K Pickup; 1995-1992; V8-6.5 Dsl<br>GMC; C&K Pickup; 1980-1981; V8-6.6<br>GMC; C&K Pickup; 1995-1988; V8-7.4<br>GMC; C&K Pickup; 1986-1980; V8-7.4<br>GMC; Caballero; 1984-1980; V6-3.8<br>GMC; Caballero; 1987-1985; V6-4.3<br>GMC; Caballero; 1982-1980; V8-4.4<br>GMC; Caballero; 1987-1980; V8-5.0<br>GMC; Caballero; 1984-1985; V8-5.7 Dsl<br>GMC; G Van; 1995-1980; V8-5.0<br>GMC; G Van; 1995-1980; V8-5.7<br>GMC; G Van; 1993-1983; V8-6.2 Dsl<br>GMC; G Van; 1995-1994; V8-6.5 Dsl<br>GMC; G Van; 1980; V8-6.6<br>GMC; G Van; 1995-1988; V8-7.4<br>GMC; Jimmy; 1982-1980; L6-4.1<br>GMC; Jimmy; 1995-1992; V6-4.3<br>GMC; Jimmy; 1982-1980; V8-5.0<br>GMC; Jimmy; 1982-1980; V8-5.7<br>GMC; Jimmy; 1982; V8-6.2 Dsl<br>GMC; Jimmy Compact; 1984-1983; L4-1.9<br>GMC; Jimmy Compact; 1988-1985; L4-2.5<br>GMC; Jimmy Compact; 1989-1983; V6-2.8<br>GMC; Jimmy Compact; 1991-1983; V6-4.3<br>GMC; Jimmy Full Size; 1991-1983; V8-5.7<br>GMC; Jimmy Full Size; 1991-1983; V8-6.2 Dsl<br>GMC; P Van; 1991-1989; L4-3.9 Dsl<br>GMC; P Van; 1989-1980; L6-4.8<br>GMC; P Van; 1995-1990; V6-4.3<br>GMC; P Van; 1995-1980; V8-5.7<br>GMC; P Van; 1993-1982; V8-6.2 Dsl<br>GMC; P Van; 1995-1980; V8-6.5 Dsl<br>GMC; R&V Pickup; 1988-1987; L6-4.8<br>GMC; R&V Pickup; 1987; V6-4.3<br>GMC; R&V Pickup; 1987; V8-5.0<br>GMC; R&V Pickup; 1991-1987; V8-5.7<br>GMC; R&V Pickup; 1991-1987; V8-6.2 Dsl<br>GMC; R&V Pickup; 1991-1987; V8-7.4<br>GMC; S Pickup; 1985-1982; L4-1.9<br>GMC; S Pickup; 1984-1983; L4-2.0<br>GMC; S Pickup; 1985-1984; L4-2.2 Dsl<br>GMC; S Pickup; 1990-1985; L4-2.5<br>GMC; S Pickup; 1990-1982; V6-2.8<br>GMC; S Pickup; 1990-1988; V6-4.3<br>GMC; Safari; 1990-1985; L4-2.5 |

# Numerical Listing - Power Steering Hose Assemblies and End Fittings

## 81352 - Continued

GMC; Safari; 1995-1985; V6-4.3  
 GMC; Sonoma; 1995-1991; L4-2.2  
 GMC; Sonoma; 1993-1991; V6-2.8  
 GMC; Sonoma; 1995-1991; V6-4.3  
 GMC; Suburban; 1987-1981; V8-5.0  
 GMC; Suburban; 1995-1982; V8-5.7  
 GMC; Suburban; 1995-1994; V8-6.5 Dsl  
 GMC; Suburban; 1980; V8-6.6  
 GMC; Suburban; 1995-1980; V8-7.4  
 GMC; Syclone; 1992-1991; V6-4.3  
 GMC; Tracker; 1991-1990; L4-1.6 (Canada)  
 GMC; Typhoon; 1993-1992; V6-4.3  
 GMC; Yukon; 1995-1992; V8-5.7  
 GMC; Yukon; 1995-1994; V8-6.5 Dsl  
 Linc; Continental; 1972; V8-460  
 Olds; Achieva; 1994-1992; V6-3.1  
 Olds; Bravada; 1994-1991; V6-4.3  
 Olds; Calais; 1987-1985; L4-2.5  
 Olds; Calais; 1987-1985; V6-3.0  
 Olds; Custom Cruiser; 1990-1980; V8-5.0  
 Olds; Custom Cruiser; 1980; V8-5.7  
 Olds; Custom Cruiser; 1985-1980; V8-5.7 Dsl  
 Olds; Custom Cruiser; 1977; V8-403  
 Olds; Cutlass; 1987-1980; V6-3.8  
 Olds; Cutlass; 1984-1982; V6-4.3 Dsl  
 Olds; Cutlass; 1982-1980; V8-4.3  
 Olds; Cutlass; 1982-1981; V8-4.4 (Canada)  
 Olds; Cutlass; 1987-1982; V8-5.0  
 Olds; Cutlass; 1980; V8-5.0  
 Olds; Cutlass; 1980; V8-5.7  
 Olds; Cutlass; 1985-1980; V8-5.7 Dsl  
 Olds; Cutlass Calais; 1988; V6-3.0  
 Olds; Cutlass Calais; 1991-1989; V6-3.3  
 Olds; Cutlass Ciera; 1984-1982; L4-2.5  
 Olds; Cutlass Ciera; 1989-1987; V6-2.8  
 Olds; Cutlass Ciera; 1995-1985; V6-3.1  
 Olds; Cutlass Ciera; 1982; V6-4.3 Dsl  
 Olds; Cutlass Cruiser; 1994-1990; V6-3.1  
 Olds; Cutlass Cruiser; 1981; V6-3.8  
 Olds; Cutlass Cruiser; 1981-1980; V8-5.0  
 Olds; Cutlass Supreme; 1989-1988; V6-2.8  
 Olds; Cutlass Supreme; 1995-1989; V6-3.1  
 Olds; Cutlass Supreme; 1995-1991; V6-3.4  
 Olds; Cutlass Supreme; 1988; V8-5.0  
 Olds; Delta 88; 1986; V6-3.0  
 Olds; Delta 88; 1986-1980; V6-3.8  
 Olds; Delta 88; 1982-1980; V8-4.3  
 Olds; Delta 88; 1982-1981; V8-4.4 (Canada)  
 Olds; Delta 88; 1985-1980; V8-5.0  
 Olds; Delta 88; 1980; V8-5.7  
 Olds; Delta 88; 1985-1980; V8-5.7 Dsl  
 Olds; Eighty Eight; 1995-1990; V6-3.8  
 Olds; Firenze; 1986-1985; L4-1.8  
 Olds; Firenze; 1983-1982; L4-1.8  
 Olds; Firenze; 1987-1983; L4-2.0  
 Olds; Firenze; 1987-1985; V6-2.8  
 Olds; Ninety Eight; 1995-1990; V6-3.8  
 Olds; Ninety Eight; 1986-1985; V6-3.8  
 Olds; Ninety Eight; 1983-1981; V6-4.1  
 Olds; Ninety Eight; 1985-1980; V6-4.3 Dsl  
 Olds; Ninety Eight; 1980; V8-5.7  
 Olds; Ninety Eight; 1984-1980; V8-5.7 Dsl  
 Olds; Omega; 1984-1980; L4-2.5  
 Olds; Silhouette; 1994-1990; V6-3.1  
 Olds; Silhouette; 1995-1992; V6-3.8  
 Olds; Starfire; 1980; L4-2.5  
 Olds; Starfire; 1980; V6-3.8  
 Olds; Toronado; 1984-1981; V6-4.1  
 Olds; Toronado; 1985-1980; V8-5.0  
 Olds; Toronado; 1980; V8-5.7  
 Olds; Toronado; 1985-1980; V8-5.7 Dsl  
 Ply; Grand Voyager; 1987; L4-2.2  
 Ply; Grand Voyager; 1989-1987; L4-2.5  
 Ply; Grand Voyager; 1995-1990; V6-3.3  
 Ply; Grand Voyager; 1995-1994; V6-3.8  
 Ply; Voyager; 1987-1984; L4-2.2  
 Ply; Voyager; 1990-1987; L4-2.5  
 Ply; Voyager; 1987-1984; L4-2.6  
 Ply; Voyager; 1990-1987; V6-3.0  
 Ply; Voyager; 1993-1991; V6-3.3  
 Pont; Acadian; 1986-1981; L4-1.8 Dsl (Canada)  
 Pont; Bonneville; 1995-1990; V6-3.8

## 81352 - Continued

Pont; Bonneville; 1986-1980; V6-3.8  
 Pont; Bonneville; 1982; V6-4.1  
 Pont; Bonneville; 1986; V6-4.3  
 Pont; Bonneville; 1981-1980; V8-4.3  
 Pont; Bonneville; 1980; V8-4.9  
 Pont; Bonneville; 1986-1983; V8-5.0  
 Pont; Bonneville; 1981-1980; V8-5.0  
 Pont; Bonneville; 1984-1980; V8-5.7 Dsl  
 Pont; Catalina; 1980; V8-4.9  
 Pont; Catalina; 1980; V8-5.7  
 Pont; Firebird; 1986-1982; L4-2.5  
 Pont; Firebird; 1989-1982; V6-2.8  
 Pont; Firebird; 1992-1989; V6-3.1  
 Pont; Firebird; 1981; V6-3.8  
 Pont; Firebird; 1981-1980; V8-4.9  
 Pont; Firebird; 1977; V8-301  
 Pont; Firebird; 1992-1980; V8-5.0  
 Pont; Firebird; 1992-1987; V8-5.7  
 Pont; Firebird; 1977-1985; V8-403  
 Pont; Grand Am; 1987-1985; V6-3.0  
 Pont; Grand Am; 1994-1992; V6-3.1  
 Pont; Grand Am; 1980; V8-4.9  
 Pont; Grand Am; 1980; V8-5.0  
 Pont; Grand Lemans; 1983-1982; V6-3.8 (Canada)  
 Pont; Grand Lemans; 1982-1980; V6-4.1 (Canada)  
 Pont; Grand Lemans; 1982-1980; V8-4.4 (Canada)  
 Pont; Grand Lemans; 1980; V8-5.0  
 Pont; Grand Lemans; 1983-1981; V8-5.0 (Canada)  
 Pont; Grand Lemans; 1983-1982; V8-5.7 Dsl (Canada)  
 Pont; Grand Prix; 1989-1988; V6-2.8  
 Pont; Grand Prix; 1995-1989; V6-3.1  
 Pont; Grand Prix; 1995-1991; V6-3.4  
 Pont; Grand Prix; 1987-1980; V6-3.8  
 Pont; Grand Prix; 1982; V6-4.1  
 Pont; Grand Prix; 1987-1986; V6-4.3  
 Pont; Grand Prix; 1981-1980; V8-4.3  
 Pont; Grand Prix; 1982-1980; V8-4.4 (Canada)  
 Pont; Grand Prix; 1987-1983; V8-5.0  
 Pont; Grand Prix; 1980; V8-5.0  
 Pont; Grand Prix; 1984-1981; V8-5.7 Dsl  
 Pont; Laurentian; 1981-1980; V8-4.4 (Canada)  
 Pont; Laurentian; 1980; V8-5.7 (Canada)  
 Pont; Lemans; 1993-1988; L4-1.6  
 Pont; Lemans; 1981-1980; V6-3.8  
 Pont; Lemans; 1980-1981; V8-5.0  
 Pont; Parisienne; 1984-1983; V6-3.8  
 Pont; Parisienne; 1985; V6-3.8 (Canada)  
 Pont; Parisienne; 1982-1980; V6-3.8 (Canada)  
 Pont; Parisienne; 1986-1985; V6-4.3  
 Pont; Parisienne; 1981-1980; V8-4.3 (Canada)  
 Pont; Parisienne; 1986-1980; V8-5.0  
 Pont; Parisienne; 1980; V8-5.7 (Canada)  
 Pont; Parisienne; 1985-1980; V8-5.7 Dsl  
 Pont; Phoenix; 1980; L4-2.5  
 Pont; Phoenix; 1980; V6-2.8  
 Pont; Safari; 1989-1985; V8-5.0  
 Pont; Sunbird; 1989-1985; L4-2.0  
 Pont; Sunbird; 1980; L4-2.5  
 Pont; Sunbird; 1994-1980; V6-3.1  
 Pont; Sunburst; 1988-1985; L4-1.5 (Canada)  
 Pont; T1000; 1982-1981; L4-1.6  
 Pont; Tempest; 1989-1987; L4-2.0 (Canada)  
 Pont; Tempest; 1991-1987; L4-2.2 (Canada)  
 Pont; Tempest; 1991-1990; V6-3.1 (Canada)  
 Pont; Trans Sport; 1995-1990; V6-3.1  
 Pont; Trans Sport; 1995-1992; V6-3.8  
 Pont; 1000; 1987-1983; L4-1.6  
 Pont; 2000; 1983; L4-1.8  
 Pont; 2000; 1983-1984; L4-2.0  
 Pont; 2000 Sunbird; 1984; L4-2.0  
 Pont; 6000; 1989-1987; V6-2.8  
 Pont; 6000; 1991-1981; V6-3.1  
 Suzuki; Sidekick; 1995-1989; L4-1.6  
 Toy.; Pickup; 1987; L4-2.4  
 VW; Vanagon; 1983; L4-1.6 Dsl  
 VW; Vanagon; 1983-1981; L4-2.0  
 Chev; C50; 1982-1979; GM L6-4.8  
 Chev; C50; 1979; GM V8-350  
 Chev; C50; 1989-1980; GM V8-5.7  
 Chev; C60; 1982-1979; GM L6-4.8  
 Chev; C60; 1979; GM V8-350

## 81352 - Continued

Chev; C60; 1989-1979; GM V8-5.7  
 Chev; C60; 1989-1979; GM V8-6.0  
 Chev; C60; 1979; GM V8-454  
 Chev; P30; 1995; GM V8-6.5 Dsl  
 Chev; P30; 1995-1990; GM V8-7.4  
 GMC; C5000; 1982-1980; L6-4.8  
 GMC; C5000; 1988; V8-5.7  
 GMC; C5000; 1984-1979; V8-5.7  
 GMC; C5000 C5D; 1979; V8-350  
 GMC; C6000; 1988-1986; DetrDsl V8-8.2  
 GMC; C6000; 1982-1980; DetrDsl V8-8.2  
 GMC; C6000; 1988; V8-5.7  
 GMC; C6000; 1984-1980; V8-5.7  
 GMC; C6000; 1988; V8-6.0  
 GMC; C6000; 1986-1979; V8-6.0  
 GMC; C6000 C6D; 1979; V8-350  
 GMC; C6000 C6D; 1979; V8-366  
 GMC; C6000 C6D; 1979; V8-427  
 GMC; C6000 C6D; 1979; V8-454  
 GMC; C7000; 1988-1986; DetrDsl V8-8.2  
 GMC; C7000; 1982-1981; DetrDsl V8-8.2  
 GMC; C7000; 1988; V8-6.0  
 GMC; C7000; 1986-1980; V8-6.0  
 GMC; C7000; 1988; V8-7.0  
 GMC; C7000; 1986-1979; V8-7.0  
 GMC; C7000 C7D; 1979; V8-427  
 GMC; C7000 C7D; 1979; V8-454  
 GMC; P3500; 1995; V8-6.5 Dsl

## 81353

Chry; Cirrus; 1995; L4-2.4  
 Chry; Cirrus; 1995; V6-2.5  
 Chry; Concorde; 1995-1993; V6-3.3  
 Chry; Concorde; 1995-1993; V6-3.5  
 Chry; Intrepid; 1995-1993; V6-3.3 (Canada)  
 Chry; Intrepid; 1995-1993; V6-3.5 (Canada)  
 Chry; Lebaron; 1992-1990; V6-3.0  
 Chry; LHS; 1995; V6-3.5  
 Chry; New Yorker; 1995-1994; V6-3.5  
 Chry; TC Maserati; 1991-1990; V6-3.0  
 Dodge; B Van; 1995-1990; V6-3.9  
 Dodge; B Van; 1995-1990; V8-5.2  
 Dodge; B Van; 1995-1990; V8-5.9  
 Dodge; D & W Pickup; 1993-1989; L6-5.9 Dsl  
 Dodge; D & W Pickup; 1993-1988; V6-3.9  
 Dodge; D & W Pickup; 1993-1988; V8-5.2  
 Dodge; D & W Pickup; 1993-1988; V8-5.9  
 Dodge; Dakota; 1988-1987; L4-2.2  
 Dodge; Dakota; 1995-1989; L4-2.5  
 Dodge; Dakota; 1995-1987; V6-3.9  
 Dodge; Dakota; 1995-1989; V8-5.2  
 Dodge; Intrepid; 1995-1993; V6-3.3  
 Dodge; Intrepid; 1995-1991; V6-3.5  
 Dodge; Neon; 1995; L4-2.0  
 Dodge; Ram Pickup; 1995-1988; L6-5.9 Dsl  
 Dodge; Ramcharger; 1993-1988; V8-5.9  
 Dodge; Stratus; 1995; L4-2.0  
 Dodge; Stratus; 1995; L4-2.4  
 Dodge; Stratus; 1995; V6-2.5  
 Dodge; Viper; 1995-1992; V10-8.0  
 Eagle; Premier; 1992-1991; V6-3.0  
 Eagle; Vision; 1995-1993; V6-3.3  
 Eagle; Vision; 1995-1993; V6-3.5  
 Jeep; Grand Cherokee; 1995-1993; L6-4.0  
 Jeep; Grand Cherokee; 1995-1993; V8-5.2  
 Jeep; Grand Wagoneer; 1993; V8-5.2  
 Ply; Neon; 1995; L4-2.0

## 81354

Acura; Integra; 1989-1986; L4-1.6  
 Acura; Legend; 1990-1987; V6-2.7  
 BMW; 318i; 1991; L4-1.8  
 BMW; 318i; 1985-1984; L4-1.8  
 BMW; 325; 1988-1984; L6-2.7  
 BMW; 528E; 1988-1982; L6-2.7  
 BMW; 633CSI; 1984-1978; L6-3.2  
 BMW; 635CSI; 1987-1978; L6-3.5  
 BMW; 735i; 1987-1985; L6-3.5  
 Chev; Spectrum; 1988-1985; L4-1.5  
 Chry; Conquest; 1989-1987; L4-2.6

SYSTEM  
PUMP &  
GEAR  
IDENT.

SYSTEM &  
COM-  
PONENT  
IDENT.

PASS.  
CARS

LIGHT  
TRUCKS

MEDIUM/  
HEAVY  
TRUCKS

BUSES

HOSE  
NUMER-  
ICAL

REPAIR  
KITS

KIT  
NUMER-  
ICAL

ILLUSTRATIONS



# Numerical Listing - Power Steering Hose Assemblies and End Fittings

|                                      | 81354 - Continued  | 81354 - Continued   | 81354 - Continued  |  |
|--------------------------------------|--|---|--|--|
| <b>SYSTEM PUMP &amp; GEAR IDENT.</b> | Dodge; Colt; 1989-1985; L4-1.5<br>Dodge; Colt; 1989-1985; L4-1.6<br>Dodge; Colt; 1991-1986; L4-2.0<br>Dodge; Conquest; 1986-1984; L4-2.6<br>Dodge; D50 Pickup; 1980-1979; L4-2.0<br>Dodge; Ram 50 Pickup; 1989-1981; L4-2.0<br>Dodge; Ram 50 Pickup; 1985-1983; L4-2.3 Dsl<br>Dodge; Ram 50 Pickup; 1989-1981; L4-2.6<br>Eagle; Medallion; 1989; L4-2.2<br>Eagle; Summit; 1989; L4-1.6<br>Eagle; Vista; 1989; L4-1.5 (Canada)<br>Eagle; Vista; 1989; L4-1.6 (Canada)<br>Ford; F Pickup; 1995-1990; V8-7.3 Dsl<br>Ford; F Pickup; 1995-1990; V8-7.5<br>Honda; Accord; 1989-1985; L4-2.0<br>Honda; Civic; 1987-1985; L4-1.5<br>Honda; Passport; 1995-1994; L4-2.6<br>Isuzu; Amigo; 1993-1989; L4-2.3<br>Isuzu; Amigo; 1994-1989; L4-2.6<br>Isuzu; I-Mark; 1989-1985; L4-1.5<br>Isuzu; I-Mark; 1989; L4-1.6<br>Isuzu; I-Mark; 1985; L4-1.8<br>Isuzu; Impulse; 1992-1990; L4-1.6<br>Isuzu; Impulse; 1987-1985; L4-1.9<br>Isuzu; Pickup; 1995-1988; L4-2.3<br>Isuzu; Pickup; 1995-1988; L4-2.6<br>Isuzu; Rodeo; 1995-1993; L4-2.6<br>Isuzu; Stylus; 1993-1991; L4-1.6<br>Isuzu; Trooper; 1991-1990; L4-2.6<br>Isuzu; Trooper II; 1987-1986; L4-2.3<br>Isuzu; Trooper II; 1989-1988; L4-2.6  | Chev; JM80; 1971-1966; GM V-6 432<br>Chev; JM80; 1971-1966; GM V-6 478<br>Chev; JV70; 1972-1969; DetrDsl 6V-53<br>Chev; JV80; 1972-1969; DetrDsl 6V-53<br>Chev; MI90; 1971-1966; DetrDsl 6-71<br>Chev; TE90; 1970; GM V8-637<br>Chev; Titan; 1980-1979; Cat 3406 Dsl<br>Chev; TM70; 1968-1966; GM V-6 401<br>Chev; U80; 1966; DetrDsl 6V-53<br>Chev; W70; 1968-1966; DetrDsl 6V-53<br>Chev; WM80; 1968-1966; GM V-6 401<br>GMC; Astro; 1980-1979; Cat 3406 Dsl<br>GMC; Astro; 1981-1979; DetrDsl 6-71<br>GMC; Astro; 1983-1979; DetrDsl 6V-92<br>GMC; Astro; 1983-1979; DetrDsl 8V-71<br>GMC; Astro; 1983-1979; DetrDsl 8V-92<br>GMC; Brigadier; 1983-1979; DetrDsl 6-71<br>GMC; Brigadier; 1983-1979; DetrDsl 6V-53<br>GMC; Brigadier; 1983-1979; DetrDsl 6V-92<br>GMC; Brigadier; 1981-1979; DetrDsl 8V-71<br>GMC; Brigadier; 1979-1980; V8-427<br>GMC; CE9500; 1972-1966; V8-637<br>GMC; CH9500; 1970-1966; DetrDsl 8V-71<br>GMC; CI9500; 1971-1966; DetrDsl 6-71N<br>GMC; DE9500; 1972-1966; V8-637<br>GMC; FE9500; 1972-1966; V8-637<br>GMC; General; 1983-1979; DetrDsl 6-71<br>GMC; General; 1983-1979; DetrDsl 6V-92<br>GMC; General; 1983-1979; DetrDsl 8V-71<br>GMC; General; 1983-1979; DetrDsl 8V-92<br>GMC; HE9500; 1972-1966; V8-637<br>GMC; HI9500; 1966; DetrDsl 6-71<br>GMC; IJ9500; 1972-1966; DetrDsl 6-71N<br>GMC; HJ7500; 1969-1967; GMC D637 Dsl<br>GMC; HJ7500; 1969-1967; GMC DH637 Dsl<br>GMC; HJ9500; 1969-1966; GMC D637 Dsl<br>GMC; HJ9500; 1969-1966; GMC DH637 Dsl<br>GMC; HM7500; 1971-1966; V-6 305<br>GMC; HM7500; 1971-1966; V-6 351<br>GMC; HM7500; 1971-1966; V-6 379<br>GMC; HM7500; 1971-1966; V-6 401<br>GMC; HM7500; 1971-1966; V-6 432<br>GMC; HM7500; 1971-1966; V-6 478<br>GMC; HM8500; 1970-1966; V-6 305<br>GMC; HM8500; 1970-1966; V-6 351<br>GMC; HM8500; 1970-1966; V-6 379<br>GMC; HM8500; 1971-1966; V-6 401<br>GMC; HM8500; 1971-1966; V-6 432<br>GMC; HM8500; 1971-1966; V-6 478<br>GMC; JE9500; 1972-1966; V8-637<br>GMC; JI9500; 1969-1968; DetrDsl 6-71<br>GMC; JI9500; 1972-1966; DetrDsl 6-71N<br>GMC; JJ7500; 1969-1967; GMC D637 Dsl<br>GMC; JJ7500; 1969-1967; GMC DH637 Dsl<br>GMC; JJ9500; 1969-1966; GMC D637 Dsl<br>GMC; JJ9500; 1969-1966; GMC DH637 Dsl<br>GMC; JM7500; 1970-1966; V-6 305<br>GMC; JM7500; 1970-1966; V-6 351<br>GMC; JM7500; 1970-1966; V-6 379<br>GMC; JM7500; 1971-1966; V-6 401<br>GMC; JM7500; 1971-1966; V-6 432<br>GMC; JM7500; 1971-1966; V-6 478<br>GMC; JM8500; 1971-1966; V-6 401<br>GMC; JM8500; 1971-1966; V-6 432<br>GMC; JM8500; 1971-1966; V-6 478<br>GMC; JN7500; 1968-1966; DetrDsl 6V-53<br>GMC; JN8500; 1968-1966; DetrDsl 6V-53<br>GMC; JN8500; 1966; DetrDsl 6V-53N<br>GMC; JN8500; 1966; DetrDsl 6V-53T<br>GMC; ME9500; 1972-1970; V8-637<br>GMC; ME9500; 1968-1966; V8-637<br>GMC; MI9500; 1972-1966; DetrDsl 6-71N<br>GMC; TE9500; 1968; V8-637<br>GMC; TM7500; 1968-1966; V-6 305<br>GMC; TM7500; 1968-1966; V-6 351<br>GMC; TM7500; 1968-1966; V-6 379<br>GMC; TM7500; 1968-1966; V-6 401<br>GMC; TM7500; 1968-1966; V-6 432<br>GMC; TM7500; 1968-1966; V-6 478<br>GMC; TM8500; 1968-1966; V-6 401<br>GMC; TM8500; 1968-1966; V-6 432<br>GMC; TM8500; 1968-1966; V-6 478 | GMC; WE9500; 1972; V8-637<br>GMC; WM7500; 1968-1966; V-6 401<br>GMC; WM7500; 1968-1966; V-6 432<br>GMC; WM7500; 1968-1966; V-6 478<br>GMC; WM8500; 1968-1966; V-6 401<br>GMC; WM8500; 1968-1966; V-6 432<br>GMC; WM8500; 1968-1970; V-6 478<br>GMC; WV7500; 1967-1966; DetrDsl 6V-53   |  |
| <b>SYSTEM &amp; COMPONENT IDENT.</b> |  |   | <b>81355</b>   |  |
| <b>PASS. CARS</b>                    |  |   | Chev; Tracker; 1992-1989; L4-1.6 (Canada)<br>Chry; Dynasty; 1993-1991; V6-3.3 (Canada)<br>Chry; Imperial; 1958-1957; V8-392<br>Chry; Imperial; 1965-1959; V8-413<br>Chry; Imperial; 1966; V8-440<br>Chry; Lebaron; 1958-1957; V8-392<br>Chry; Lebaron; 1965-1959; V8-413<br>Chry; Lebaron; 1966; V8-440<br>Chry; New Yorker; 1966; V8-383<br>Chry; New Yorker; 1958-1957; V8-392<br>Chry; New Yorker; 1965-1959; V8-413<br>Chry; New Yorker; 1966; V8-440<br>Chry; Newport; 1964-1961; V8-361<br>Chry; Newport; 1966; V8-383<br>Chry; Saratoga; 1958-1957; V8-354<br>Chry; Saratoga; 1960-1957; V8-383<br>Chry; Windsor; 1961-1959; V8-383<br>Chry; 300; 1955-1956; V8-331<br>Chry; 300; 1966-1962; V8-383<br>Chry; 300; 1958-1957; V8-392<br>Chry; 300; 1965-1959; V8-413<br>Chry; 300; 1966; V8-440<br>Dodge; B Van; 1987-1980; L6-3.7<br>Dodge; B Van; 1989-1980; V6-3.9<br>Dodge; B Van; 1989-1980; V8-5.9<br>Dodge; Caravan; 1995-1990; V6-3.3<br>Dodge; CB Van; 1980; V8-5.2<br>Dodge; CB Van; 1980; V8-5.9<br>Dodge; Charger; 1966; V8-273<br>Dodge; Charger; 1966; V8-318<br>Dodge; Charger; 1966; V8-361<br>Dodge; Charger; 1966; V8-383<br>Dodge; Charger; 1966; V8-426<br>Dodge; Coronet; 1966-1962; L6-225<br>Dodge; Custom 880; 1965-1963; V8-383<br>Dodge; Custom 880; 1965; V8-413<br>Dodge; Custom 880; 1963; V8-413<br>Dodge; Custom 880; 1965-1963; V8-426<br>Dodge; D & W Pickup; 1993-1985; V8-5.9<br>Dodge; Dart; 1966-1963; L6-170<br>Dodge; Dart; 1966-1962; L6-225<br>Dodge; Dart; 1966-1964; V8-273<br>Dodge; Dart; 1962; V8-318<br>Dodge; Dart; 1962; V8-361<br>Dodge; Dart; 1962-1991; V8-413<br>Dodge; Grand Caravan; 1995-1990; V6-3.3<br>Dodge; Grand Caravan; 1995-1994; V6-3.8<br>Dodge; M Motor Home; 1973-1969; V8-318<br>Dodge; M Motor Home; 1973; V8-360<br>Dodge; M Motor Home; 1973-1969; V8-413<br>Dodge; M Motor Home; 1973; V8-440<br>Dodge; MB Van; 1980; V8-5.9<br>Dodge; Monaco; 1992-1990; V6-3.0<br>Dodge; Monaco; 1966-1965; V8-383<br>Dodge; Monaco; 1965; V8-413<br>Dodge; Monaco; 1965-1966; V8-426<br>Dodge; Polara; 1964-1963; L6-225<br>Dodge; Polara; 1966; V8-318<br>Dodge; Polara; 1964-1962; V8-318<br>Dodge; Polara; 1966-1963; V8-383<br>Dodge; Polara; 1965; V8-413<br>Dodge; Polara; 1962; V8-413<br>Dodge; Polara; 1965-1963; V8-426<br>Dodge; Polara; 1966; V8-440<br>Dodge; Ramcharger; 1993-1985; V8-5.9<br>Dodge; RM Motor Home; 1973; V8-318<br>Dodge; RM Motor Home; 1973; V8-360<br>Dodge; RM Motor Home; 1973; V8-413<br>Dodge; RM Motor Home; 1973; V8-440<br>Dodge; 330; 1964-1963; L6-225<br>Eagle; Premier; 1989-1988; L4-2.5 |  |
| <b>LIGHT TRUCKS</b>                  |  |   |  |  |
| <b>MEDIUM/HEAVY TRUCKS</b>           | Mits; Cordia; 1988-1983; L4-1.8<br>Mits; Cordia; 1988-1984; L4-2.0<br>Mits; Galant; 1993-1989; L4-2.0<br>Mits; Galant; 1987-1985; L4-2.4<br>Mits; Mirage; 1992-1985; L4-1.5<br>Mits; Mirage; 1992-1991; L4-1.6<br>Mits; Mirage; 1989-1985; L4-1.6<br>Mits; Pickup; 1989-1983; L4-2.0<br>Mits; Pickup; 1985-1983; L4-2.3 Dsl<br>Mits; Pickup; 1989-1983; L4-2.6<br>Mits; Starion; 1989-1983; L4-2.6<br>Mits; Tredia; 1988-1983; L4-1.8<br>Mits; Tredia; 1988-1984; L4-2.0<br>Mits; Van; 1990-1987; L4-2.4<br>Niss; Stanza; 1986-1982; L4-2.0<br>Peug; 505; 1987-1982; L4-2.0<br>Peug; 505; 1980; L4-2.0<br>Peug; 505; 1990-1987; L4-2.2<br>Peug; 505; 1989-1987; V6-2.8<br>Ply; Arrow Pickup; 1982-1980; L4-2.0<br>Ply; Arrow Pickup; 1982-1980; L4-2.6<br>Ply; Colt; 1989-1985; L4-1.5<br>Ply; Colt; 1989-1985; L4-1.6<br>Ply; Colt; 1991-1984; L4-2.0<br>Toy.; Corolla; 1987-1984; L4-1.6<br>Chev; Bison; 1980-1979; Cat 3406 Dsl<br>Chev; Bruin; 1979-1980; GM V8-427<br>Chev; C70; 1980-1979; Cat 3208 Dsl<br>Chev; C70; 1979-1980; GM V8-366<br>Chev; H70; 1977-1971; DetrDsl 6V-53<br>Chev; HE90; 1969-1966; GM V8-637<br>Chev; HJ70; 1971-1969; GM D637 Dsl<br>Chev; HJ70; 1967; GM D637 Dsl<br>Chev; HJ70; 1971-1969; GM DH637 Dsl<br>Chev; HJ70; 1967; GM DH637 Dsl<br>Chev; HM70; 1971-1967; GM V-6 401<br>Chev; HM70; 1971-1967; GM V-6 432<br>Chev; HM70; 1971-1967; GM V-6 478<br>Chev; HM80; 1971-1967; GM V-6 401<br>Chev; HM80; 1971-1967; GM V-6 432<br>Chev; HM80; 1971-1967; GM V-6 478<br>Chev; HV70; 1972-1969; DetrDsl 6V-53<br>Chev; J70; 1977-1973; DetrDsl 6V-53<br>Chev; J80; 1977-1971; DetrDsl 6V-53<br>Chev; JE90; 1969-1966; GM V8-637<br>Chev; JJ70; 1971-1967; GM D637 Dsl<br>Chev; JJ70; 1971-1967; GM DH637 Dsl<br>Chev; JM70; 1971-1966; GM V-6 401<br>Chev; JM70; 1971-1966; GM V-6 432<br>Chev; JM70; 1971-1966; GM V-6 478<br>Chev; JM80; 1971-1966; GM V-6 401 |   |  |  |
| <b>BUSES</b>                         |  |   |  |  |
| <b>HOSE NUMERICAL</b>                |  |   |  |  |
| <b>REPAIR KITS</b>                   |  |   |  |  |
| <b>KIT NUMERICAL</b>                 |  |   |  |  |
| <b>ILLUSTRATIONS</b>                 |  |   |  |  |

# Numerical Listing - Power Steering Hose Assemblies and End Fittings

| 81355 - Continued  | 81355 - Continued  | 81355 - Continued  |
|--|--|--|
| Eagle; Premier; 1992-1988; V6-3.0<br>Ford; Bronco Compact; 1985; L4-2.3 Dsl<br>Ford; Escort; 1990-1987; L4-1.9<br>Ford; EXP; 1988-1987; L4-1.9<br>Ford; F Pickup; 1995-1990; V8-7.3 Dsl<br>Ford; F Pickup; 1995-1990; V8-7.5<br>Ford; Probe; 1992-1990; V6-3.0<br>Ford; Ranger; 1984; L4-2.2 Dsl<br>Ford; Ranger; 1987-1985; L4-2.3 Dsl<br>Ford; Taurus; 1992-1988; V6-3.0<br>Geo; Prizm; 1990; L4-1.6<br>Geo; Tracker; 1995-1989; L4-1.6<br>Honda; Passport; 1995-1994; L4-2.6<br>Honda; Prelude; 1985-1983; L4-1.8<br>Honda; Prelude; 1985; L4-2.0<br>Isuzu; Pickup; 1982; L4-1.8<br>Isuzu; Pickup; 1987-1983; L4-1.9<br>Isuzu; Pickup; 1987-1982; L4-2.2 Dsl<br>Isuzu; Pickup; 1987-1986; L4-2.3<br>Isuzu; Rodeo; 1992-1991; L4-2.6<br>Isuzu; Trooper; 1995-1992; V6-3.2<br>Jeep; Cherokee; 1987-1985; L4-2.1 Dsl<br>Jeep; Cherokee; 1995-1987; L4-2.5<br>Jeep; Comanche; 1987-1986; L4-2.1 Dsl<br>Jeep; Comanche; 1992-1987; L4-2.5<br>Jeep; Wagoneer; 1987-1985; L4-2.1 Dsl<br>Jeep; Wagoneer; 1987; L4-2.5<br>Jeep; Wrangler; 1991; L4-2.5<br>Jeep; Wrangler; 1991; L6-4.0<br>Kia; Sephia; 1994; L4-1.6<br>Mazda; RX-7; 1995-1993; 2-Rotor 1.3<br>Merc; Lynx; 1987-1986; L4-1.9<br>Mits; Pickup; 1993-1990; L4-2.4<br>Niss; Maxima; 1993-1985; V6-3.0<br>Niss; Pathfinder; 1987-1988; L4-2.4<br>Niss; Pathfinder; 1990-1987; V6-3.0<br>Niss; Pickup; 1995-1986; L4-2.4<br>Niss; Pickup; 1986-1987; L4-2.5 Dsl<br>Niss; Pickup; 1995-1986; V6-3.0<br>Niss; Stanza; 1989-1986; L4-2.0<br>Niss; Stanza; 1992-1990; L4-2.4<br>Niss; 200SX; 1986-1984; L4-1.8<br>Niss; 200SX; 1987-1984; L4-1.8 (Canada)<br>Niss; 200SX; 1988-1987; V6-3.0<br>Niss; 300ZX; 1995-1984; V6-3.0<br>Ply; B Van; 1983-1980; L6-3.7<br>Ply; B Van; 1983-1980; V8-5.2<br>Ply; B Van; 1983-1980; V8-5.9<br>Ply; Belvedere; 1966-1958; L6-225<br>Ply; Belvedere; 1966-1958; V8-273<br>Ply; Belvedere; 1958; V8-350<br>Ply; Belvedere; 1966-1959; V8-361<br>Ply; Belvedere; 1966-1963; V8-383<br>Ply; Belvedere; 1961; V8-383<br>Ply; Belvedere; 1966-1963; V8-426<br>Ply; Fury; 1966-1960; L6-225<br>Ply; Fury; 1966-1959; V8-318<br>Ply; Fury; 1966-1959; V8-361<br>Ply; Fury; 1966-1961; V8-383<br>Ply; Fury; 1965-1963; V8-426<br>Ply; Fury; 1966; V8-440<br>Ply; Grand Voyager; 1995-1990; V6-3.3<br>Ply; Grand Voyager; 1995-1994; V6-3.8<br>Ply; Satellite; 1966-1960; V8-273<br>Ply; Savoy; 1964-1960; V8-318<br>Ply; Savoy; 1964-1960; V8-361<br>Ply; Savoy; 1964-1963; V8-383<br>Ply; Savoy; 1961; V8-383<br>Ply; Savoy; 1964; V8-426<br>Ply; Valiant; 1966-1960; L6-170<br>Ply; Valiant; 1966-1961; L6-225<br>Ply; Valiant; 1966-1991; V8-273<br>Renault; Alliance; 1987-1983; L4-1.4<br>Renault; Alliance; 1987-1985; L4-1.7<br>Renault; Alliance; 1987-1984; L4-2.0<br>Renault; Encore; 1986-1982; L4-1.7<br>Renault; Fuego; 1985-1984; L4-2.2<br>Renault; 18i; 1983-1981; L4-1.6<br>Toy.; Camry; 1984; L4-1.8 Dsl<br>Toy.; Camry; 1991-1983; L4-2.0<br>Toy.; Camry; 1991-1982; V6-2.5<br>Toy.; Corolla; 1989-1988; L4-1.6 | Toy.; Corona; 1979; L4-134<br>Toy.; Cressida; 1992-1989; L6-3.0<br>Toy.; Land Cruiser; 1995-1993; L6-4.5<br>Toy.; Pickup; 1980; L4-2.2<br>Toy.; Pickup; 1983-1981; L4-2.2 Dsl<br>Toy.; Pickup; 1979-1978; L4-134<br>Toy.; Pickup; 1987-1981; L4-2.4<br>Toy.; Pickup; 1986-1987; L4-2.4 Dsl<br>Toy.; Van; 1985-1984; L4-2.0<br>Toy.; Van; 1988-1986; L4-2.2<br>Toy.; 4 Runner; 1987-1984; L4-2.4<br>VW; Cabriolet; 1993-1985; L4-1.8<br>VW; Corrado; 1992-1990; L4-1.8<br>VW; Corrado; 1994-1992; V6-2.8<br>VW; Jetta; 1984-1982; L4-1.6 Dsl<br>VW; Jetta; 1984-1982; L4-1.7<br>VW; Jetta; 1984; L4-1.8<br>VW; Passat; 1993-1991; L4-1.8 (Canada)<br>VW; Passat; 1993; L4-1.9 Dsl (Canada)<br>VW; Passat; 1995; L4-2.0<br>VW; Passat; 1993-1990; L4-2.0<br>VW; Passat; 1994-1993; L4-2.0 (Canada)<br>VW; Rabbit; 1984-1981; L4-1.6 Dsl<br>VW; Rabbit; 1984-1981; L4-1.7<br>VW; Rabbit; 1984-1983; L4-1.8<br>VW; Rabbit Pickup; 1983-1981; L4-1.6 Dsl<br>VW; Rabbit Pickup; 1983-1981; L4-1.7<br>VW; Scirocco; 1983; L4-1.7<br>VW; Scirocco; 1988-1983; L4-1.8<br>VW; Scirocco; 1989; L4-1.8 (Canada)<br>Volvo; 240; 1990-1985; L4-2.3<br>Volvo; 740; 1990-1989; L4-2.3<br>Volvo; 760; 1984-1983; V6-2.8<br>Chev; CG50; 1967; GM D478 Dsl<br>Chev; CG50; 1967; GM DH478 Dsl<br>Chev; CG60; 1967; GM D478 Dsl<br>Chev; CG60; 1967; GM DH478 Dsl<br>Chev; H70; 1977-1971; DetrDsl 6V-53<br>Chev; HE90; 1969-1966; GM V8-637<br>Chev; HJ70; 1971-1969; GM D637 Dsl<br>Chev; HJ70; 1967; GM D637 Dsl<br>Chev; HJ70; 1971-1969; GM DH637 Dsl<br>Chev; HJ70; 1967; GM DH637 Dsl<br>Chev; HM70; 1971-1967; GM V-6 401<br>Chev; HM70; 1971-1967; GM V-6 432<br>Chev; HM70; 1971-1967; GM V-6 478<br>Chev; HM80; 1971-1967; GM V-6 401<br>Chev; HM80; 1971-1967; GM V-6 432<br>Chev; HM80; 1971-1967; GM V-6 478<br>Chev; HV70; 1972-1969; DetrDsl 6V-53<br>Chev; J70; 1977-1973; DetrDsl 6V-53<br>Chev; J80; 1977-1971; DetrDsl 6V-53<br>Chev; JE90; 1969-1966; GM V8-637<br>Chev; JJ70; 1971-1967; GM D637 Dsl<br>Chev; JJ70; 1971-1967; GM DH637 Dsl<br>Chev; JM70; 1971-1966; GM V-6 401<br>Chev; JM70; 1971-1966; GM V-6 432<br>Chev; JM70; 1971-1966; GM V-6 478<br>Chev; JM80; 1971-1966; GM V-6 401<br>Chev; JM80; 1971-1966; GM V-6 432<br>Chev; JM80; 1971-1966; GM V-6 478<br>Chev; JV70; 1972-1969; DetrDsl 6V-53<br>Chev; JV80; 1972-1969; DetrDsl 6V-53<br>Chev; L50; 1965-1963; GM V8-283<br>Chev; L50; 1965-1963; GM V8-327<br>Chev; L60; 1965-1963; GM V8-283<br>Chev; L60; 1965-1963; GM V8-327<br>Chev; MI90; 1971-1963; DetrDsl 6-71<br>Chev; T40; 1968-1963; GM L6-250<br>Chev; T40; 1972-1963; GM L6-292<br>Chev; T50; 1973; GM D478 Dsl<br>Chev; T50; 1973-1963; GM DH478 Dsl<br>Chev; T50; 1968-1963; GM V8-283<br>Chev; T50; 1968; GM V8-307<br>Chev; T50; 1968-1963; GM V8-327<br>Chev; T50; 1972-1970; GM V8-350<br>Chev; T50; 1973-1966; GM V8-366<br>Chev; T50; 1973-1966; GM V8-427<br>Chev; T50; 1968-1966; GM V8-454<br>Chev; T60; 1975; GM D478 Dsl<br>Chev; T60; 1973; GM D478 Dsl<br>Chev; T60; 1975; GM DH478 Dsl | Chev; T60; 1973-1963; GM DH478 Dsl<br>Chev; T60; 1968-1963; GM V8-283<br>Chev; T60; 1978-1976; GM V8-305<br>Chev; T60; 1973; GM V8-307<br>Chev; T60; 1968; GM V8-307<br>Chev; T60; 1968-1963; GM V8-327<br>Chev; T60; 1965-1963; GM V8-348<br>Chev; T60; 1978-1970; GM V8-350<br>Chev; T60; 1978-1963; GM V8-366<br>Chev; T60; 1978-1966; GM V8-427<br>Chev; T60; 1968-1966; GM V8-454<br>Chev; T65; 1974; GM V-6 305<br>Chev; T65; 1974; GM V-6 351<br>Chev; T65; 1974; GM V-6 379<br>Chev; T65; 1978-1974; GM V8-366<br>Chev; T65; 1978-1974; GM V8-427<br>Chev; T65; 1976; GM V8-454<br>Chev; TE50; 1968-1963; GM V8-283<br>Chev; TE50; 1968; GM V8-307<br>Chev; TE50; 1968-1963; GM V8-327<br>Chev; TE50; 1972-1970; GM V8-350<br>Chev; TE50; 1972-1970; GM V8-366<br>Chev; TE60; 1966-1963; GM V8-283<br>Chev; TE60; 1966-1963; GM V8-327<br>Chev; TE60; 1972-1970; GM V8-366<br>Chev; TE65; 1972-1966; GM V8-366<br>Chev; TE65; 1972-1966; GM V8-427<br>Chev; TE65; 1968-1966; GM V8-454<br>Chev; TE90; 1970; GM V8-637<br>Chev; TG50; 1972-1967; GM D478 Dsl<br>Chev; TG50; 1972-1967; GM DH478 Dsl<br>Chev; TG60; 1972-1967; GM D478 Dsl<br>Chev; TG60; 1972-1967; GM DH478 Dsl<br>Chev; TM65; 1970; GM V-6 305<br>Chev; TM65; 1970; GM V-6 351<br>Chev; TM65; 1970; GM V-6 379<br>Chev; TM70; 1968-1966; GM V-6 401<br>Chev; U80; 1966; DetrDsl 6V-53<br>Chev; W70; 1968-1966; DetrDsl 6V-53<br>Chev; WM80; 1968-1966; GM V-6 401<br>Dodge; D400; 1976-1972; Dodge L6-225<br>Dodge; D400; 1976-1972; Dodge V8-318<br>Dodge; D500; 1976-1974; Dodge V8-318<br>Dodge; D600; 1976-1974; Dodge V8-318<br>Dodge; D700; 1976-1974; Perkins L6-354 Dsl<br>Dodge; LT1000; 1975-1961; DetrDsl 8V-71<br>Dodge; W500; 1976-1972; Dodge L6-225<br>Dodge; W500; 1976-1975; Dodge V8-318<br>GMC; Astro; 1980-1979; Cat 3406 Dsl<br>GMC; Astro; 1981-1979; DetrDsl 6-71<br>GMC; Astro; 1983-1979; DetrDsl 6V-92<br>GMC; Astro; 1983-1979; DetrDsl 8V-71<br>GMC; Astro; 1983-1979; DetrDsl 8V-92<br>GMC; Brigadier; 1983-1979; DetrDsl 6-71<br>GMC; Brigadier; 1983-1979; DetrDsl 6V-53<br>GMC; Brigadier; 1983-1979; DetrDsl 8V-92<br>GMC; Brigadier; 1981-1979; DetrDsl 8V-71<br>GMC; Brigadier; 1979-1980; V8-427<br>GMC; CE5000; 1963; V8-283<br>GMC; CE5000; 1963; V8-327<br>GMC; CE6000; 1963; V8-283<br>GMC; CE6000; 1963; V8-307<br>GMC; CE6000; 1963; V8-327<br>GMC; CE9500; 1972-1966; V8-637<br>GMC; CH9500; 1970-1966; DetrDsl 8V-71<br>GMC; CI9500; 1971-1966; DetrDsl 6-71N<br>GMC; CM6500; 1975; V-6 305<br>GMC; CM6500; 1975; V-6 351<br>GMC; CM6500; 1975; V-6 379<br>GMC; CS4500; 1977; L6-230<br>GMC; CS4500; 1977; L6-250<br>GMC; CS5500; 1963; L6-230<br>GMC; CS5500; 1963; L6-250<br>GMC; DE9500; 1972-1966; V8-637<br>GMC; FE9500; 1972-1966; V8-637<br>GMC; General; 1983-1979; DetrDsl 6-71<br>GMC; General; 1983-1979; DetrDsl 6V-92<br>GMC; General; 1983-1979; DetrDsl 8V-71<br>GMC; General; 1983-1979; DetrDsl 8V-92<br>GMC; HE9500; 1972-1966; V8-637<br>GMC; HI9500; 1966; DetrDsl 6-71 |

**SYSTEM  
PUMP &  
GEAR  
IDENT.**

**SYSTEM &  
COM-  
PONENT  
IDENT.**

**PASS.  
CARS**

**LIGHT  
TRUCKS**

**MEDIUM/  
HEAVY  
TRUCKS**

**BUSES**

**HOSE  
NUMER-  
ICAL**

**REPAIR  
KITS**

**KIT  
NUMER-  
ICAL**

**ILLUST-  
RATIONS**



# Numerical Listing - Power Steering Hose Assemblies and End Fittings

|                                      | 81355 - Continued  | 81355 - Continued  | 81356 - Continued |  |
|--------------------------------------|--|--|-------------------|--|
| <b>SYSTEM PUMP &amp; GEAR IDENT.</b> | GMC; HI9500; 1972-1966; DetrDsl 6-71N<br>GMC; HJ7500; 1969-1967; GMC D637 Dsl<br>GMC; HJ7500; 1969-1967; GMC DH637 Dsl<br>GMC; HJ9500; 1969-1966; GMC D637 Dsl<br>GMC; HJ9500; 1969-1966; GMC DH637 Dsl<br>GMC; HM7500; 1971-1966; V-6 305<br>GMC; HM7500; 1971-1966; V-6 351<br>GMC; HM7500; 1971-1966; V-6 379<br>GMC; HM7500; 1971-1966; V-6 401<br>GMC; HM7500; 1971-1966; V-6 432<br>GMC; HM7500; 1971-1966; V-6 478<br>GMC; HM8500; 1970-1966; V-6 305<br>GMC; HM8500; 1970-1966; V-6 351<br>GMC; HM8500; 1970-1966; V-6 379<br>GMC; HM8500; 1971-1966; V-6 401<br>GMC; HM8500; 1971-1966; V-6 432<br>GMC; HM8500; 1971-1966; V-6 478<br>GMC; JE9500; 1972-1966; V8-637<br>GMC; JI9500; 1969-1968; DetrDsl 6-71<br>GMC; JI9500; 1972-1966; DetrDsl 6-71N<br>GMC; JJ7500; 1969-1967; GMC D637 Dsl<br>GMC; JJ7500; 1969-1967; GMC DH637 Dsl<br>GMC; JJ9500; 1969-1966; GMC D637 Dsl<br>GMC; JJ9500; 1969-1966; GMC DH637 Dsl<br>GMC; JM7500; 1970-1966; V-6 305<br>GMC; JM7500; 1970-1966; V-6 351<br>GMC; JM7500; 1970-1966; V-6 379<br>GMC; JM7500; 1971-1966; V-6 401<br>GMC; JM7500; 1971-1966; V-6 432<br>GMC; JM7500; 1971-1966; V-6 478<br>GMC; JM8500; 1971-1966; V-6 401<br>GMC; JM8500; 1971-1966; V-6 432<br>GMC; JM8500; 1971-1966; V-6 478<br>GMC; JN7500; 1968-1966; DetrDsl 6V-53<br>GMC; JN8500; 1968-1966; DetrDsl 6V-53<br>GMC; JN8500; 1966; DetrDsl 6V-53N<br>GMC; JN8500; 1966; DetrDsl 6V-53T<br>GMC; ME9500; 1972-1970; V8-637<br>GMC; ME9500; 1968-1966; V8-637<br>GMC; MI9500; 1972-1966; DetrDsl 6-71N<br>GMC; T6000; 1966-1963; V8-283<br>GMC; T6000; 1973; V8-307<br>GMC; T6000; 1966-1963; V8-327<br>GMC; T6000; 1978-1973; V8-350<br>GMC; T6000; 1978-1966; V8-366<br>GMC; T6000; 1978-1966; V8-427<br>GMC; T6000; 1969-1966; V8-454<br>GMC; T6500; 1978; V8-366<br>GMC; T6500; 1978; V8-427<br>GMC; TE5500; 1968-1963; V8-283<br>GMC; TE5500; 1971; V8-307<br>GMC; TE5500; 1968; V8-307<br>GMC; TE5500; 1968-1963; V8-327<br>GMC; TE5500; 1972-1970; V8-350<br>GMC; TE5500; 1977-1966; V8-366<br>GMC; TE5500; 1968-1966; V8-454<br>GMC; TE6500; 1968-1966; V8-454<br>GMC; TE9500; 1968; V8-637<br>GMC; TG5500; 1975-1972; GMC D478 Dsl<br>GMC; TG5500; 1969-1967; GMC D478 Dsl<br>GMC; TG5500; 1975-1972; GMC DH478 Dsl<br>GMC; TG5500; 1969-1967; GMC DH478 Dsl<br>GMC; TG6000; 1975-1972; GMC D478 Dsl<br>GMC; TG6000; 1969-1967; GMC D478 Dsl<br>GMC; TG6000; 1975-1972; GMC DH478 Dsl<br>GMC; TG6000; 1969-1967; GMC DH478 Dsl<br>GMC; TG6500; 1974-1972; GMC D478 Dsl<br>GMC; TG6500; 1974-1972; GMC DH478 Dsl<br>GMC; TM5500; 1974-1970; V-6 305<br>GMC; TM5500; 1974-1970; V-6 351<br>GMC; TM5500; 1974-1970; V-6 379<br>GMC; TM6000; 1974-1970; V-6 305<br>GMC; TM6000; 1974-1970; V-6 351<br>GMC; TM6000; 1974-1970; V-6 379<br>GMC; TM6500; 1974-1970; V-6 305<br>GMC; TM6500; 1974-1970; V-6 351<br>GMC; TM6500; 1974-1970; V-6 379<br>GMC; TM7500; 1968-1966; V-6 305<br>GMC; TM7500; 1968-1966; V-6 351<br>GMC; TM7500; 1968-1966; V-6 379<br>GMC; TM7500; 1968-1966; V-6 401<br>GMC; TM7500; 1968-1966; V-6 432 | GMC; TM7500; 1968-1966; V-6 478<br>GMC; TM8500; 1968-1966; V-6 401<br>GMC; TM8500; 1968-1966; V-6 432<br>GMC; TM8500; 1968-1966; V-6 478<br>GMC; TS5500; 1969-1968; L6-292<br>GMC; TS5500; 1965-1963; L6-292<br>GMC; TV7500; 1977-1966; DetrDsl 6V-53<br>GMC; WE9500; 1972; V8-637<br>GMC; WM7500; 1968-1966; V-6 401<br>GMC; WM7500; 1968-1966; V-6 432<br>GMC; WM7500; 1968-1966; V-6 478<br>GMC; WM8500; 1968-1966; V-6 401<br>GMC; WM8500; 1968-1966; V-6 432<br>GMC; WM8500; 1968-1970; V-6 478<br>GMC; WV7500; 1967-1966; DetrDsl 6V-53<br>Dodge; S400; 1976-1974; GM V8-318<br>Dodge; S500; 1976-1972; Dodge L6-225<br>Dodge; S500; 1976-1974; GM V8-318<br>Dodge; S600; 1976-1974; GM V8-318<br>Dodge; S600; 1976-1974; Perkins L6-354 Dsl | <b>81356</b>      | Chev; CD50; 1970-1967; DetrDsl 4-53<br>Chev; CD60; 1970-1967; DetrDsl 4-53<br>Chev; CE40; 1962-1960; GM V8-283<br>Chev; CE40; 1972-1970; GM V8-307<br>Chev; CE40; 1962; GM V8-327<br>Chev; CE40; 1972-1960; GM V8-350<br>Chev; CE50; 1972-1970; GM V8-307<br>Chev; CE50; 1968; GM V8-307<br>Chev; CE50; 1968-1962; GM V8-327<br>Chev; CE50; 1972-1960; GM V8-350<br>Chev; CE60; 1972-1970; GM V8-307<br>Chev; CE60; 1968; GM V8-307<br>Chev; CE60; 1968-1962; GM V8-327<br>Chev; CE60; 1972-1969; GM V8-350<br>Chev; CE60; 1975; GM V8-427<br>Chev; CG50; 1969-1968; GM D478 Dsl<br>Chev; CM60; 1972-1970; GM V-6 401<br>Chev; CM60; 1972-1970; GM V-6 432<br>Chev; CM60; 1972-1970; GM V-6 478<br>Chev; D50; 1966-1965; DetrDsl 4-53<br>Chev; H70; 1977-1971; DetrDsl 6V-53<br>Chev; HE90; 1969-1966; GM V8-637<br>Chev; HJ70; 1971-1969; GM D637 Dsl<br>Chev; HJ70; 1967; GM D637 Dsl<br>Chev; HJ70; 1971-1969; GM DH637 Dsl<br>Chev; HJ70; 1967; GM DH637 Dsl<br>Chev; HM70; 1971-1967; GM V-6 401<br>Chev; HM70; 1971-1967; GM V-6 432<br>Chev; HM70; 1971-1967; GM V-6 478<br>Chev; HM80; 1971-1967; GM V-6 401<br>Chev; HM80; 1971-1967; GM V-6 432<br>Chev; HM80; 1971-1967; GM V-6 478<br>Chev; HV70; 1972-1969; DetrDsl 6V-53<br>Chev; J70; 1977-1973; DetrDsl 6V-53<br>Chev; J80; 1977-1971; DetrDsl 6V-53<br>Chev; JE90; 1969-1966; GM V8-637<br>Chev; JJ70; 1971-1967; GM D637 Dsl<br>Chev; JJ70; 1971-1967; GM DH637 Dsl<br>Chev; JM70; 1971-1966; GM V-6 401<br>Chev; JM70; 1971-1966; GM V-6 432<br>Chev; JM70; 1971-1966; GM V-6 478<br>Chev; JM80; 1971-1966; GM V-6 401<br>Chev; JM80; 1971-1966; GM V-6 432<br>Chev; JM80; 1971-1966; GM V-6 478<br>Chev; JV70; 1972-1969; DetrDsl 6V-53<br>Chev; JV80; 1972-1969; DetrDsl 6V-53<br>Chev; M65; 1978-1973; GM V8-366<br>Chev; M65; 1978-1973; GM V8-427<br>Chev; M65; 1978-1973; GM V8-454<br>Chev; MB60; 1969; GM D478 Dsl<br>Chev; MB60; 1969; GM DH478 Dsl<br>Chev; MI90; 1971-1966; DetrDsl 6-71<br>Chev; P40; 1967; GM L6-292<br>Chev; P50; 1967-1987; GM L6-292<br>Chev; T60; 1976; GM V8-454<br>Chev; TD50; 1969; DetrDsl 4-53<br>Chev; TD60; 1969-1970; DetrDsl 4-53<br>Chev; Titan; 1980-1979; Cat 3406 Dsl<br>Chev; TM65; 1972-1971; GM V-6 305<br>Chev; TM70; 1968-1966; GM V-6 401<br>Chev; U80; 1966; DetrDsl 6V-53<br>Chev; W6; 1980; GM V8-5.7<br>Chev; W6; 1980; GM V8-6.0<br>Chev; W7; 1980; GM V8-6.0<br>Chev; W7; 1980; GM V8-7.0<br>Chev; W70; 1968-1966; DetrDsl 6V-53<br>Chev; WM80; 1968-1966; GM V-6 401<br>Ford; C500; 1975-1971; L6-240<br>Ford; C500; 1975-1971; L6-300<br>Ford; C550; 1975-1971; L6-240<br>Ford; C550; 1975-1971; L6-300<br>Ford; C600; 1975-1971; L6-240<br>Ford; C600; 1975-1971; L6-300<br>Ford; C; 1970-1961; L6-240<br>Ford; C; 1970-1965; L6-300<br>Ford; F500; 1979-1973; L6-240<br>Ford; F500; 1979-1973; L6-300<br>Ford; F600; 1979-1973; L6-240<br>Ford; F600; 1979-1973; L6-300<br>GMC; Astro; 1980-1979; Cat 3406 Dsl<br>GMC; Astro; 1981-1979; DetrDsl 6-71<br>GMC; Astro; 1983-1979; DetrDsl 6V-92 |

# Numerical Listing - Power Steering Hose Assemblies and End Fittings

## 81356 - Continued

GMC; Astro; 1983-1979; DetrDsl 8V-71  
 GMC; Astro; 1983-1979; DetrDsl 8V-92  
 GMC; Brigadier; 1983-1979; DetrDsl 6-71  
 GMC; Brigadier; 1983-1979; DetrDsl 6V-53  
 GMC; Brigadier; 1983-1979; DetrDsl 6V-92  
 GMC; Brigadier; 1981-1979; DetrDsl 8V-71  
 GMC; Brigadier; 1979-1980; V8-427  
 GMC; C5000; 1982-1980; L6-4.8  
 GMC; C5000; 1988-1979; V8-5.7  
 GMC; C5000 C5D; 1979; V8-350  
 GMC; C6000; 1988-1980; DetrDsl V8-8.2  
 GMC; C6000; 1988-1980; V8-5.7  
 GMC; C6000; 1988-1979; V8-6.0  
 GMC; C6000 C6D; 1979; V8-350  
 GMC; C6000 C6D; 1979; V8-366  
 GMC; C6000 C6D; 1979; V8-427  
 GMC; C6000 C6D; 1979; V8-454  
 GMC; C7000; 1988-1985; DetrDsl V8-8.2  
 GMC; C7000; 1983-1981; DetrDsl V8-8.2  
 GMC; C7000; 1988-1980; V8-6.0  
 GMC; C7000; 1988-1979; V8-7.0  
 GMC; C7000 C7D; 1979; V8-427  
 GMC; C7000 C7D; 1979; V8-454  
 GMC; CD6500; 1977; DetrDsl 4-53  
 GMC; CE4500; 1968-1967; V8-283  
 GMC; CE4500; 1962-1960; V8-283  
 GMC; CE4500; 1972-1970; V8-307  
 GMC; CE4500; 1968; V8-307  
 GMC; CE4500; 1968-1967; V8-327  
 GMC; CE4500; 1962; V8-327  
 GMC; CE4500; 1972-1964; V8-350  
 GMC; CE5000; 1962-1960; V8-283  
 GMC; CE5000; 1977; V8-305  
 GMC; CE5000; 1973-1970; V8-307  
 GMC; CE5000; 1968-1964; V8-307  
 GMC; CE5000; 1962-1960; V8-307  
 GMC; CE5000; 1968-1964; V8-327  
 GMC; CE5000; 1962; V8-327  
 GMC; CE5000; 1977-1975; V8-350  
 GMC; CE5000; 1973-1968; V8-350  
 GMC; CE5500; 1972-1970; V8-307  
 GMC; CE5500; 1972-1969; V8-350  
 GMC; CE5500; 1972-1966; V8-366  
 GMC; CE5500; 1972-1966; V8-427  
 GMC; CE5500; 1968-1966; V8-454  
 GMC; CE6000; 1968-1964; V8-283  
 GMC; CE6000; 1962-1960; V8-283  
 GMC; CE6000; 1973-1970; V8-307  
 GMC; CE6000; 1968-1964; V8-307  
 GMC; CE6000; 1962-1960; V8-307  
 GMC; CE6000; 1968-1964; V8-327  
 GMC; CE6000; 1977-1969; V8-350  
 GMC; CE6000; 1977-1967; V8-366  
 GMC; CE6000; 1977-1967; V8-427  
 GMC; CE6000; 1977-1973; V8-454  
 GMC; CE6000; 1968-1967; V8-454  
 GMC; CE6500; 1977-1973; V8-366  
 GMC; CE6500; 1977-1973; V8-427  
 GMC; CE6500; 1977-1966; V8-454  
 GMC; CG5500; 1972-1970; GMC D478 Dsl  
 GMC; CG5500; 1972-1970; GMC DH478 Dsl  
 GMC; CG6000; 1975-1973; GMC D478 Dsl  
 GMC; CG6000; 1975-1973; GMC DH478 Dsl  
 GMC; CH9500; 1970-1966; DetrDsl 8V-71  
 GMC; CI9500; 1971-1966; DetrDsl 6-71N  
 GMC; CM5500; 1974-1970; V-6 305  
 GMC; CM5500; 1974-1970; V-6 351  
 GMC; CM5500; 1974-1970; V-6 379  
 GMC; CM6500; 1974-1970; V-6 305  
 GMC; CM6500; 1974-1970; V-6 351  
 GMC; CM6500; 1974-1970; V-6 379  
 GMC; CM6500; 1974-1970; V-6 401  
 GMC; CM6500; 1974-1970; V-6 432  
 GMC; CM6500; 1974-1970; V-6 478  
 GMC; CS4500; 1976-1967; L6-230  
 GMC; CS4500; 1976-1967; L6-250  
 GMC; CS5000; 1977-1967; L6-292  
 GMC; CS5500; 1977-1964; L6-230  
 GMC; CS5500; 1977-1964; L6-250  
 GMC; CS6000; 1977-1967; L6-292  
 GMC; DE9500; 1972-1967; V8-637

## 81356 - Continued

GMC; EG5500; 1969-1967; GMC D478 Dsl  
 GMC; EG5500; 1969-1967; GMC DH478 Dsl  
 GMC; EG6500; 1969-1967; GMC D478 Dsl  
 GMC; EG6500; 1969-1967; GMC DH478 Dsl  
 GMC; EM4500; 1969-1967; V-6 305  
 GMC; EM4500; 1969-1967; V-6 351  
 GMC; EM4500; 1969-1967; V-6 379  
 GMC; EM5500; 1969-1967; V-6 305  
 GMC; EM5500; 1969-1967; V-6 351  
 GMC; EM5500; 1969-1967; V-6 379  
 GMC; EM6500; 1969-1967; V-6 305  
 GMC; EM6500; 1969-1967; V-6 351  
 GMC; EM6500; 1969-1967; V-6 379  
 GMC; ES4500; 1969-1967; L6-230  
 GMC; ES4500; 1969-1967; L6-250  
 GMC; FE9500; 1972-1966; V8-637  
 GMC; General; 1983-1979; DetrDsl 6-71  
 GMC; General; 1983-1979; DetrDsl 6V-92  
 GMC; General; 1983-1979; DetrDsl 8V-71  
 GMC; General; 1983-1979; DetrDsl 8V-92  
 GMC; HE9500; 1972-1966; V8-637  
 GMC; HI9500; 1966; DetrDsl 6-71  
 GMC; HI9500; 1972-1966; DetrDsl 6-71N  
 GMC; HJ7500; 1969-1967; GMC D637 Dsl  
 GMC; HJ7500; 1969-1967; GMC DH637 Dsl  
 GMC; HJ9500; 1969-1966; GMC D637 Dsl  
 GMC; HJ9500; 1969-1966; GMC DH637 Dsl  
 GMC; HM7500; 1971-1966; V-6 305  
 GMC; HM7500; 1971-1966; V-6 351  
 GMC; HM7500; 1971-1966; V-6 379  
 GMC; HM7500; 1971-1966; V-6 401  
 GMC; HM7500; 1971-1966; V-6 432  
 GMC; HM7500; 1971-1966; V-6 478  
 GMC; HM8500; 1970-1966; V-6 305  
 GMC; HM8500; 1970-1966; V-6 351  
 GMC; HM8500; 1970-1966; V-6 379  
 GMC; HM8500; 1971-1966; V-6 401  
 GMC; HM8500; 1971-1966; V-6 432  
 GMC; HM8500; 1971-1966; V-6 478  
 GMC; JE9500; 1972-1966; V8-637  
 GMC; JI9500; 1969-1968; DetrDsl 6-71  
 GMC; JI9500; 1972-1966; DetrDsl 6-71N  
 GMC; JJ7500; 1969-1967; GMC D637 Dsl  
 GMC; JJ7500; 1969-1967; GMC DH637 Dsl  
 GMC; JJ9500; 1969-1966; GMC D637 Dsl  
 GMC; JJ9500; 1969-1966; GMC DH637 Dsl  
 GMC; JM7500; 1970-1966; V-6 305  
 GMC; JM7500; 1970-1966; V-6 351  
 GMC; JM7500; 1970-1966; V-6 379  
 GMC; JM7500; 1971-1966; V-6 401  
 GMC; JM7500; 1971-1966; V-6 432  
 GMC; JM7500; 1971-1966; V-6 478  
 GMC; JM8500; 1971-1966; V-6 401  
 GMC; JM8500; 1971-1966; V-6 432  
 GMC; JM8500; 1971-1966; V-6 478  
 GMC; JN7500; 1968-1966; DetrDsl 6V-53  
 GMC; JN8500; 1968-1966; DetrDsl 6V-53  
 GMC; JN8500; 1966; DetrDsl 6V-53N  
 GMC; JN8500; 1966; DetrDsl 6V-53T  
 GMC; M6500; 1978; V8-366  
 GMC; M6500; 1978; V8-427  
 GMC; M6500; 1978-1973; V8-454  
 GMC; ME6500; 1977-1973; V8-427  
 GMC; ME6500; 1977-1970; V8-454  
 GMC; ME9500; 1968-1966; V8-637  
 GMC; MI9500; 1972-1966; DetrDsl 6-71N  
 GMC; MM6500; 1974-1970; V-6 401  
 GMC; MM6500; 1974-1970; V-6 432  
 GMC; MM6500; 1974-1970; V-6 478  
 GMC; TE9500; 1968; V8-637  
 GMC; TM7500; 1968-1966; V-6 305  
 GMC; TM7500; 1968-1966; V-6 351  
 GMC; TM7500; 1968-1966; V-6 379  
 GMC; TM7500; 1968-1966; V-6 401  
 GMC; TM7500; 1968-1966; V-6 432  
 GMC; TM7500; 1968-1966; V-6 478  
 GMC; TM8500; 1968-1966; V-6 401  
 GMC; TM8500; 1968-1966; V-6 432  
 GMC; TM8500; 1968-1966; V-6 478  
 GMC; TS5500; 1972-1970; L6-292  
 GMC; TS5500; 1967-1966; L6-292  
 GMC; WE9500; 1972; V8-637

## 81356 - Continued

GMC; WM7500; 1968-1966; V-6 401  
 GMC; WM7500; 1968-1966; V-6 432  
 GMC; WM7500; 1968-1966; V-6 478  
 GMC; WM8500; 1968-1966; V-6 401  
 GMC; WM8500; 1968-1966; V-6 432  
 GMC; WM8500; 1968-1970; V-6 478  
 GMC; WV7500; 1967-1966; DetrDsl 6V-53  
 Chev; S40; 1977-1973; GM L6-230  
 Chev; S40; 1977-1973; GM L6-250  
 Chev; S40; 1978-1975; GM L6-292  
 Chev; S40; 1978-1975; GM V8-350  
 Chev; S50; 1978-1975; GM L6-292  
 Chev; S50; 1978-1975; GM V8-350  
 Chev; S50; 1978-1975; GM V8-366  
 Chev; S60 B6P; 1978-1973; GM L6-292  
 Chev; S60 B6P; 1978-1973; GM V-6 305  
 Chev; S60 B6P; 1978-1973; GM V-6 351  
 Chev; S60 B6P; 1978-1973; GM V-6 379  
 Chev; S60 B6P; 1978-1973; GM V8-350  
 Chev; S60 B6P; 1978-1973; GM V8-366  
 Chev; S65; 1978-1973; GM V-6 305  
 Chev; S65; 1978-1973; GM V-6 351  
 Chev; S65; 1978-1973; GM V-6 379  
 Chev; S65; 1978-1973; GM V-6 401  
 Chev; S65; 1978-1973; GM V-6 432  
 Chev; S65; 1978-1973; GM V-6 478  
 Chev; S65; 1978-1975; GM V8-366  
 Ford; B500; 1979-1973; L6-240  
 Ford; B500; 1979-1973; L6-300  
 Ford; B600; 1979-1973; L6-240  
 Ford; B600; 1979-1973; L6-300  
 GMC; B6000 B6P; 1979; V8-350  
 GMC; B6000 B6P; 1982-1979; V8-5.7  
 GMC; B6000 B6P; 1982-1979; V8-6.0  
 GMC; B6000 B6P; 1982-1979; V8-7.0  
 GMC; S5000; 1974-1973; L6-230  
 GMC; SE6000; 1978-1975; V8-307  
 GMC; SE6000; 1978-1975; V8-350  
 GMC; SE6000; 1978-1975; V8-366  
 GMC; SE6000; 1978-1975; V8-427  
 GMC; SE6000; 1978-1970; V8-454  
 GMC; SG5500; 1974-1970; GMC DH478 Dsl  
 GMC; SG6000; 1975-1970; GMC D478 Dsl  
 GMC; SG6000; 1975-1970; GMC DH478 Dsl  
 GMC; SM5500; 1975-1973; V-6 305  
 GMC; SM5500; 1975-1973; V-6 351  
 GMC; SM5500; 1975-1973; V-6 379  
 GMC; SM6500; 1975-1973; V-6 305  
 GMC; SM6500; 1975-1973; V-6 351  
 GMC; SM6500; 1975-1973; V-6 379  
 GMC; SS4500; 1977-1973; L6-230  
 GMC; SS4500; 1977-1973; L6-250  
 GMC; SS6000; 1978-1973; L6-292

### 91451

Linc; Mark V; 1978-1977; V8-400

### 91453

Jeep; CJ; 1986-1981; L4-2.5  
 Jeep; Scrambler; 1985-1981; L4-2.5

### 91454

Jeep; CJ; 1980; L6-4.2

### 91455

Jeep; CJ; 1980; L4-2.5

### 91457

Buick; Riviera; 1981; V8-5.0  
 Cad; Eldorado; 1982-1980; V8-5.7 Dsl  
 Cad; Seville; 1982-1980; V8-5.7 Dsl  
 Olds; Toronado; 1982-1980; V8-5.7 Dsl

### 91459

Dodge; M Motor Home; 1979-1976; V8-440

SYSTEM  
PUMP &  
GEAR  
IDENT.

SYSTEM &  
COM-  
PONENT  
IDENT.

PASS.  
CARS

LIGHT  
TRUCKS

MEDIUM/  
HEAVY  
TRUCKS

BUSES

HOSE  
NUMER-  
ICAL

REPAIR  
KITS

KIT  
NUMER-  
ICAL

ILLUST-  
RATIONS

# Numerical Listing - Power Steering Hose Assemblies and End Fittings

| <b>SYSTEM PUMP &amp; GEAR IDENT.</b> | <b>91463</b>                           |  | <b>91476 - Continued</b>  |   |   |
|--------------------------------------|--|--|---|---|---|
|                                      | Dodge; M Motor Home; 1979-1976; V8-360 |  | Chry; Executive; 1983; L4-2.6<br>Chry; Lebaron; 1983; L4-2.2<br>Chry; New Yorker; 1983; L4-2.6<br>Chry; Town & Country; 1983-1982; L4-2.2<br>Dodge; Aries; 1983-1981; L4-2.2<br>Dodge; Aries; 1983-1981; L4-2.6<br>Dodge; Caravan; 1987-1984; L4-2.2<br>Dodge; Caravan; 1986-1984; L4-2.6<br>Dodge; Charger; 1987-1983; L4-2.2<br>Dodge; Expo; 1989-1987; L4-2.2 (Canada)<br>Dodge; Grand Caravan; 1987; L4-2.2<br>Dodge; Mini Ram Van; 1987-1984; L4-2.2<br>Dodge; Mini Ram Van; 1986-1984; L4-2.6<br>Dodge; Omni; 1990-1981; L4-2.2<br>Dodge; Rampage; 1984-1982; L4-2.2<br>Dodge; 400; 1983; L4-2.2<br>Dodge; 600; 1983; L4-2.6<br>Ply; Expo; 1989-1987; L4-2.2 (Canada)<br>Ply; Grand Voyager; 1987; L4-2.2<br>Ply; Horizon; 1990-1981; L4-2.2<br>Ply; Reliant; 1983-1981; L4-2.2<br>Ply; Reliant; 1983-1981; L4-2.6<br>Ply; Scamp Pickup; 1983; L4-2.2<br>Ply; Voyager; 1987-1984; L4-2.2<br>Ply; Voyager; 1986-1984; L4-2.6 | <b>91505 - Continued</b>  | Jeep; Scrambler; 1985-1983; L4-2.5  |
|                                      | <b>91465</b>                           | Dodge; M Motor Home; 1979-1976; V8-360<br>Dodge; M Motor Home; 1979-1976; V8-440   | <b>91506</b>  | Dodge; Charger; 1986-1983; L4-1.6<br>Dodge; Omni; 1986-1983; L4-1.6<br>Ply; Horizon; 1986-1983; L4-1.6  |   |
| <b>SYSTEM &amp; COMPONENT IDENT.</b> | <b>91466</b>                           | Chev; Blazer; 1982-1983; V8-5.7<br>Chev; C&K Pickup; 1986-1987; V8-5.7<br>Chev; Suburban; 1991-1980; V8-5.7<br>GMC; C&K Pickup; 1986-1980; V8-5.7<br>GMC; Jimmy; 1982-1983; V8-5.7<br>GMC; R&V Pickup; 1991-1987; V8-5.7<br>GMC; Suburban; 1991-1980; V8-5.7   |   | <b>91507</b>  | Linc; Continental; 1985; L6-2.4 Dsl<br>Linc; Mark VII; 1985-1984; V8-5.0  |
| <b>PASS. CARS</b>                    | <b>91467</b>                           | Chev; Blazer; 1982-1980; L6-4.1<br>Chev; C&K Pickup; 1984-1980; L6-4.1<br>Chev; C&K Pickup; 1986-1980; L6-4.8<br>Chev; R&V Pickup; 1988-1987; L6-4.8<br>GMC; C&K Pickup; 1984-1980; L6-4.1<br>GMC; C&K Pickup; 1986-1980; L6-4.8<br>GMC; Jimmy; 1982-1980; L6-4.1<br>GMC; R&V Pickup; 1988-1987; L6-4.8  |   | <b>91508</b>  | Chry; Daytona; 1993-1992; L4-2.2 (Canada)<br>Chry; Daytona; 1989-1984; L4-2.2 (Canada)<br>Chry; Daytona; 1993-1987; L4-2.5 (Canada)<br>Chry; Dynasty; 1992-1988; L4-2.5 (Canada)<br>Chry; E Class; 1984; L4-2.2<br>Chry; E Class; 1984; L4-2.6<br>Chry; Executive; 1986-1984; L4-2.2 (Canada)<br>Chry; Laser; 1986-1984; L4-2.2<br>Chry; Laser; 1986; L4-2.5<br>Chry; Lebaron; 1990-1984; L4-2.2<br>Chry; Lebaron; 1994-1984; L4-2.5<br>Chry; New Yorker; 1988-1984; L4-2.2<br>Chry; New Yorker; 1987-1984; L4-2.5<br>Chry; TC Maserati; 1990-1984; L4-2.2<br>Chry; Town & Country; 1988-1984; L4-2.5<br>Dodge; Aries; 1987-1984; L4-2.2<br>Dodge; Aries; 1987-1984; L4-2.5<br>Dodge; Aries America; 1989-1988; L4-2.2<br>Dodge; Daytona; 1993-1992; L4-2.2<br>Dodge; Daytona; 1989-1984; L4-2.2<br>Dodge; Daytona; 1993-1986; L4-2.5<br>Dodge; Dynasty; 1993-1985; L4-2.5<br>Dodge; Lancer; 1989-1986; L4-2.5<br>Dodge; Shadow; 1994-1991; L4-2.2<br>Dodge; Shadow; 1989-1987; L4-2.2<br>Dodge; Shadow; 1994-1991; L4-2.5<br>Dodge; Shadow; 1989-1988; L4-2.5<br>Dodge; Spirit; 1992-1991; L4-2.2<br>Dodge; Spirit; 1995-1989; L4-2.5<br>Dodge; 600; 1988-1984; L4-2.2<br>Dodge; 600; 1988-1984; L4-2.5<br>Ply; Acclaim; 1995-1985; L4-2.5<br>Ply; Caravelle; 1988-1985; L4-2.5<br>Ply; Caravelle; 1988-1986; V8-5.2 (Canada)<br>Ply; Reliant; 1989-1984; L4-2.2<br>Ply; Reliant; 1989-1984; L4-2.5<br>Ply; Sundance; 1994-1991; L4-2.2<br>Ply; Sundance; 1989; L4-2.2<br>Ply; Sundance; 1987; L4-2.2<br>Ply; Sundance; 1994-1991; L4-2.5<br>Ply; Sundance; 1989; L4-2.5 |
| <b>LIGHT TRUCKS</b>                  | <b>91468</b>                           | Chev; Blazer; 1982; V8-6.2 Dsl<br>Chev; Blazer Full Size; 1988-1983; V8-6.2 Dsl<br>Chev; C&K Pickup; 1981-1980; V8-5.7 Dsl<br>Chev; Suburban; 1988-1982; V8-6.2 Dsl<br>GMC; C&K Pickup; 1981-1980; V8-5.7 Dsl<br>GMC; Jimmy; 1982; V8-6.2 Dsl<br>GMC; Jimmy Full Size; 1988-1983; V8-6.2 Dsl<br>GMC; Suburban; 1988-1982; V8-6.2 Dsl   | <b>91479</b>  | Niss; Maxima; 1984-1981; L6-2.4<br>Niss; 810; 1981; L6-2.4  |   |
| <b>MEDIUM/HEAVY TRUCKS</b>           | <b>91469</b>                           | Chev; C&K Pickup; 1986-1987; V8-7.4<br>Chev; Suburban; 1991-1980; V8-7.4<br>GMC; C&K Pickup; 1986-1987; V8-7.4<br>GMC; Suburban; 1991-1980; V8-7.4   | <b>91481</b>  | Niss; 280ZX; 1981-1979; L6-2.8  |   |
| <b>BUSES</b>                         | <b>91470</b>                           | Chev; P Van; 1991-1989; L4-3.9 Dsl<br>Chev; P Van; 1989-1980; L6-4.8<br>Chev; P Van; 1995-1990; V6-4.3<br>Chev; P Van; 1995-1980; V8-5.7<br>Chev; P Van; 1993-1982; V8-6.2 Dsl<br>Chev; P Van; 1995-1980; V8-6.5 Dsl<br>GMC; P Van; 1991-1989; L4-3.9 Dsl<br>GMC; P Van; 1989-1980; L6-4.8<br>GMC; P Van; 1995-1990; V6-4.3<br>GMC; P Van; 1995-1980; V8-5.7<br>GMC; P Van; 1993-1982; V8-6.2 Dsl<br>GMC; P Van; 1995-1980; V8-6.5 Dsl<br>Chev; P30; 1995; GM V8-6.5 Dsl<br>GMC; P3500; 1995; V8-6.5 Dsl | <b>91482</b>  | Niss; 280ZX; 1981-1979; L6-2.8  |   |
| <b>HOSE NUMERICAL</b>                | <b>91471</b>                           | Niss; 810; 1980-1977; L6-2.4   | <b>91494</b>  | Chev; C&K Pickup; 1979-1978; V8-350 Dsl<br>Chev; Suburban; 1978; V8-350 Dsl<br>GMC; C&K Pickup; 1979-1978; V8-350 Dsl   |   |
| <b>REPAIR KITS</b>                   | <b>91472</b>                           | Chev; P Van; 1991-1989; L4-3.9 Dsl<br>Chev; P Van; 1989-1980; L6-4.8<br>Chev; P Van; 1995-1990; V6-4.3<br>Chev; P Van; 1995-1980; V8-5.7<br>Chev; P Van; 1993-1982; V8-6.2 Dsl<br>Chev; P Van; 1995-1980; V8-6.5 Dsl<br>GMC; P Van; 1991-1989; L4-3.9 Dsl<br>GMC; P Van; 1989-1980; L6-4.8<br>GMC; P Van; 1995-1990; V6-4.3<br>GMC; P Van; 1995-1980; V8-5.7<br>GMC; P Van; 1993-1982; V8-6.2 Dsl<br>GMC; P Van; 1995-1980; V8-6.5 Dsl<br>Chev; P30; 1995; GM V8-6.5 Dsl<br>GMC; P3500; 1995; V8-6.5 Dsl | <b>91495</b>  | Dodge; B Van; 1984-1980; L6-3.7<br>Dodge; B Van; 1984-1980; V8-5.2<br>Dodge; B Van; 1984-1980; V8-5.9<br>Dodge; CB Van; 1980; V8-5.2<br>Dodge; CB Van; 1980; V8-5.9<br>Dodge; MB Van; 1980; V8-5.9<br>Ply; B Van; 1983-1980; L6-3.7<br>Ply; B Van; 1983-1980; V8-5.2<br>Ply; B Van; 1983-1980; V8-5.9 |   |
| <b>KIT NUMERICAL</b>                 | <b>91473</b>                           | Jeep; CJ; 1979-1976; V8-304  | <b>91501</b>  | Buick; Century; 1983; V6-3.0<br>Chev; Citation; 1984-1983; V6-2.8<br>Olds; Cutlass Ciera; 1983; V6-3.0<br>Pont; 6000; 1984-1983; V6-2.8   |   |
| <b>ILLUSTRATIONS</b>                 | <b>91474</b>                           | Ford; F Pickup; 1977; L6-240<br>Ford; F Pickup; 1977; L6-300<br>Ford; F Pickup; 1977; V8-302<br>Ford; F Pickup; 1977; V8-351<br>Ford; F Pickup; 1977; V8-400<br>Ford; F Pickup; 1977; V8-460   | <b>91502</b>  | Buick; Century; 1986-1983; V6-2.8<br>Buick; Skylark; 1985-1983; V6-2.8<br>Chev; Celebrity; 1986-1983; V6-2.8<br>Chev; Citation; 1985-1983; V6-2.8<br>Olds; Cutlass Ciera; 1986-1983; V6-2.8<br>Pont; 6000; 1986-1983; V6-2.8  |   |
|                                      | <b>91476</b>                           | Chry; E Class; 1983; L4-2.2<br>Chry; E Class; 1983; L4-2.6   | <b>91504</b>  | Ford; Ltd; 1986-1983; V6-3.8<br>Ford; Thunderbird; 1983; V6-3.8<br>Merc; Cougar; 1983; V6-3.8<br>Merc; Marquis; 1986-1983; V6-3.8   |   |
|                                      |  |  | <b>91505</b>  | Jeep; CJ; 1986-1983; L4-2.5   |   |
|                                      |  |  |   | <b>91510</b>  | Niss; Pulsar NX; 1984-1983; L4-1.6<br>Niss; Sentra; 1983; L4-1.5<br>Niss; Sentra; 1983; L4-1.7 Dsl  |
|                                      |  |  |   | <b>91511</b>  | Niss; Sentra; 1985-1984; L4-1.6   |
|                                      |  |  |   | <b>91512</b>  | Niss; 300ZX; 1989-1984; V6-3.0  |
|                                      |  |  |   | <b>91513</b>  | Niss; 280ZX; 1983-1981; L6-2.8  |



# Numerical Listing - Power Steering Hose Assemblies and End Fittings

|   | 91530 - Continued  | 91546  |
|---|--|--|
| <p style="text-align: center;"><b>91514</b></p> <p>Niss; 280ZX; 1983-1981; L6-2.8</p>   | <p>Olds; Cutlass Ciera; 1982; V6-4.3 Dsl<br/>Olds; Omega; 1982; V6-2.8<br/>Pont; Phoenix; 1982; V6-2.8<br/>Pont; 6000; 1982; V6-2.8<br/>Pont; 6000; 1982; V6-4.3 Dsl</p>   | <p>Niss; Pickup; 1984; L4-2.0<br/>Niss; Pickup; 1986-1983; L4-2.4<br/>Niss; Pickup; 1986; L4-2.5 Dsl</p>   |
| <p style="text-align: center;"><b>91516</b></p> <p>Toy.; Celica; 1985-1982; L4-2.4</p>  | <p style="text-align: center;"><b>91533</b></p> <p>Buick; Century; 1985-1983; V6-3.0<br/>Buick; Century; 1986-1984; V6-3.8<br/>Olds; Cutlass Ciera; 1985-1983; V6-3.0<br/>Olds; Cutlass Ciera; 1986-1984; V6-3.8</p>   | <p style="text-align: center;"><b>91547</b></p> <p>Toy.; Corolla; 1987-1985; L4-1.6</p>  |
| <p style="text-align: center;"><b>91517</b></p> <p>Toy.; Celica; 1985-1982; L6-2.8</p>  | <p style="text-align: center;"><b>91534</b></p> <p>Buick; Electra; 1985; V6-3.0<br/>Buick; Electra; 1985; V6-3.8<br/>Olds; Ninety Eight; 1985; V6-3.0<br/>Olds; Ninety Eight; 1985; V6-3.8</p>   | <p style="text-align: center;"><b>91549</b></p> <p>Toy.; Camry; 1984; L4-1.8 Dsl<br/>Toy.; Camry; 1986-1983; L4-2.0</p>  |
| <p style="text-align: center;"><b>91518</b></p> <p>Toy.; Cressida; 1984-1983; L6-2.8</p>  | <p style="text-align: center;"><b>91537</b></p> <p>Cad; Deville; 1985; V8-4.1<br/>Cad; Fleetwood; 1985; V8-4.1</p>   | <p style="text-align: center;"><b>91550</b></p> <p>Toy.; Pickup; 1986-1985; L4-2.4</p>   |
| <p style="text-align: center;"><b>91519</b></p> <p>Toy.; Van; 1985-1984; L4-2.0</p>   | <p style="text-align: center;"><b>91538</b></p> <p>Chev; P Van; 1991-1989; L4-3.9 Dsl<br/>Chev; P Van; 1989-1986; L6-4.8<br/>Chev; P Van; 1995-1990; V6-4.3<br/>Chev; P Van; 1995-1986; V8-5.7<br/>Chev; P Van; 1993-1983; V8-6.2 Dsl<br/>Chev; P Van; 1995-1983; V8-6.5 Dsl<br/>GMC; P Van; 1991-1989; L4-3.9 Dsl<br/>GMC; P Van; 1989-1986; L6-4.8<br/>GMC; P Van; 1995-1990; V6-4.3<br/>GMC; P Van; 1995-1986; V8-5.7<br/>GMC; P Van; 1993-1983; V8-6.2 Dsl<br/>GMC; P Van; 1995-1983; V8-6.5 Dsl<br/>Chev; P30; 1995; GM V8-6.5 Dsl<br/>GMC; P3500; 1995; V8-6.5 Dsl</p> | <p style="text-align: center;"><b>91551</b></p> <p>Buick; Century; 1992-1982; L4-2.5<br/>Buick; Century; 1985-1982; V6-3.0<br/>Buick; Century; 1984; V6-3.8<br/>Buick; Skylark; 1991-1989; L4-2.5<br/>Buick; Skylark; 1985-1982; V6-2.8<br/>Chev; Celebrity; 1990-1982; L4-2.5<br/>Chev; Citation; 1985-1982; V6-2.8<br/>Olds; Cutlass Calais; 1991-1989; L4-2.5<br/>Olds; Cutlass Ciera; 1992-1982; L4-2.5<br/>Olds; Cutlass Ciera; 1985-1982; V6-3.0<br/>Olds; Cutlass Ciera; 1984; V6-3.8<br/>Olds; Omega; 1984-1982; V6-2.8<br/>Pont; Phoenix; 1984-1981; V6-2.8<br/>Pont; 6000; 1991-1982; L4-2.5</p> |
| <p style="text-align: center;"><b>91520</b></p> <p>Toy.; Pickup; 1986-1984; L4-2.4</p>  | <p style="text-align: center;"><b>91539</b></p> <p>VW; Jetta; 1984-1982; L4-1.6 Dsl<br/>VW; Jetta; 1984-1982; L4-1.7<br/>VW; Jetta; 1984; L4-1.8<br/>VW; Rabbit; 1984-1981; L4-1.6 Dsl<br/>VW; Rabbit; 1984-1981; L4-1.7<br/>VW; Rabbit; 1984-1983; L4-1.8<br/>VW; Rabbit Pickup; 1983-1981; L4-1.6 Dsl<br/>VW; Rabbit Pickup; 1983-1981; L4-1.7<br/>VW; Scirocco; 1983; L4-1.7<br/>VW; Scirocco; 1983; L4-1.8</p>   | <p style="text-align: center;"><b>91554</b></p> <p>Cad; Calais; 1972-1971; V8-472<br/>Cad; Seville; 1979-1978; V8-350 Dsl</p>  |
| <p style="text-align: center;"><b>91521</b></p> <p>Toy.; Corolla; 1988-1984; L4-1.6</p>   | <p style="text-align: center;"><b>91541</b></p> <p>Niss; 300ZX; 1989-1984; V6-3.0</p>  | <p style="text-align: center;"><b>91555</b></p> <p>Cad; Calais; 1974-1973; V8-472<br/>Cad; Calais; 1976-1973; V8-500<br/>Cad; Deville; 1976-1973; V8-500<br/>Cad; Fleetwood; 1976-1975; V8-500</p>   |
| <p style="text-align: center;"><b>91522</b></p> <p>Toy.; Corolla; 1987-1984; L4-1.6</p>   | <p style="text-align: center;"><b>91542</b></p> <p>Niss; 200SX; 1986-1984; L4-1.8<br/>Niss; 200SX; 1986-1984; L4-2.0</p>   | <p style="text-align: center;"><b>91556</b></p> <p>Cad; Calais; 1974-1973; V8-472<br/>Cad; Calais; 1976-1973; V8-500<br/>Cad; Deville; 1976-1973; V8-500<br/>Cad; Fleetwood; 1976-1975; V8-500</p>   |
| <p style="text-align: center;"><b>91523</b></p> <p>Honda; Prelude; 1985-1983; L4-1.8</p>  | <p style="text-align: center;"><b>91543</b></p> <p>Niss; Pickup; 1983; L4-2.0<br/>Niss; Pickup; 1983-1981; L4-2.2<br/>Niss; Pickup; 1983; L4-2.2 Dsl<br/>Niss; 720 Pickup; 1980; L4-2.0</p>  | <p style="text-align: center;"><b>91557</b></p> <p>Cad; Eldorado; 1978-1976; V8-425<br/>Cad; Fleetwood; 1976; V8-500<br/>Cad; Seville; 1979-1978; V8-350 Dsl</p>   |
| <p style="text-align: center;"><b>91524</b></p> <p>Honda; Accord; 1983-1982; L4-1.6 (Canada)</p>  | <p style="text-align: center;"><b>91544</b></p> <p>Niss; Maxima; 1984-1981; L6-2.4<br/>Niss; 810; 1981; L6-2.4</p>   | <p style="text-align: center;"><b>91558</b></p> <p>Ford; Custom 500; 1978; V8-400 (Canada)<br/>Ford; Ltd; 1978; V8-400<br/>Linc; Continental; 1979-1977; V8-400<br/>Linc; Mark V; 1979-1977; V8-400<br/>Merc; Grand Marquis; 1978; V8-400<br/>Merc; Marquis; 1978; V8-400</p>  |
| <p style="text-align: center;"><b>91525</b></p> <p>Honda; Accord; 1985-1984; L4-1.6 (Canada)</p>  | <p style="text-align: center;"><b>91545</b></p> <p>Niss; Blazer; 1974-1973; L6-250<br/>Chev; Blazer; 1973; V8-307<br/>Chev; C&amp;K Pickup; 1973; V8-307<br/>GMC; C&amp;K Pickup; 1974-1973; L6-250<br/>GMC; C&amp;K Pickup; 1973; V8-307<br/>GMC; Jimmy; 1973; V8-307</p>   | <p style="text-align: center;"><b>91559</b></p> <p>Chev; Blazer; 1974-1973; L6-250<br/>Chev; Blazer; 1973; V8-307<br/>Chev; C&amp;K Pickup; 1973; V8-307<br/>GMC; C&amp;K Pickup; 1974-1973; L6-250<br/>GMC; C&amp;K Pickup; 1973; V8-307<br/>GMC; Jimmy; 1973; V8-307</p>   |
| <p style="text-align: center;"><b>91526</b></p> <p>Buick; Century; 1986-1982; L4-2.5<br/>Buick; Skylark; 1985-1981; L4-2.5<br/>Chev; Celebrity; 1986-1982; L4-2.5<br/>Chev; Citation; 1985-1981; L4-2.5<br/>Olds; Cutlass Ciera; 1986-1982; L4-2.5<br/>Olds; Omega; 1984-1981; L4-2.5<br/>Pont; Phoenix; 1984-1981; L4-2.5<br/>Pont; 6000; 1986-1982; L4-2.5</p>                                  | <p style="text-align: center;"><b>91546</b></p> <p>Niss; Blazer; 1979-1975; V8-350<br/>Chev; C&amp;K Pickup; 1979-1975; V8-350<br/>Chev; Suburban; 1979-1975; V8-350<br/>GMC; C&amp;K Pickup; 1979-1975; V8-350<br/>GMC; Jimmy; 1979-1975; V8-350<br/>GMC; Suburban; 1979-1975; V8-350</p>   | <p style="text-align: center;"><b>91560</b></p> <p>Chev; Blazer; 1979-1975; V8-350<br/>Chev; C&amp;K Pickup; 1979-1975; V8-350<br/>Chev; Suburban; 1979-1975; V8-350<br/>GMC; C&amp;K Pickup; 1979-1975; V8-350<br/>GMC; Jimmy; 1979-1975; V8-350<br/>GMC; Suburban; 1979-1975; V8-350</p>   |
| <p style="text-align: center;"><b>91527</b></p> <p>Buick; Skylark; 1981; V6-2.8<br/>Chev; Citation; 1981; V6-2.8<br/>Olds; Omega; 1981; V6-2.8<br/>Pont; Phoenix; 1981; V6-2.8</p>  | <p style="text-align: center;"><b>91547</b></p> <p>Niss; Blazer; 1979-1975; V8-350<br/>Chev; C&amp;K Pickup; 1979-1975; V8-350<br/>Chev; Suburban; 1979-1975; V8-350<br/>GMC; C&amp;K Pickup; 1979-1975; V8-350<br/>GMC; Jimmy; 1979-1975; V8-350<br/>GMC; Suburban; 1979-1975; V8-350</p>   | <p style="text-align: center;"><b>91561</b></p> <p>Chev; Blazer; 1979-1975; V8-350<br/>Chev; C&amp;K Pickup; 1979-1975; V8-350<br/>Chev; Suburban; 1979-1975; V8-350<br/>GMC; C&amp;K Pickup; 1979-1975; V8-350<br/>GMC; Jimmy; 1979-1975; V8-350<br/>GMC; Suburban; 1979-1975; V8-350</p>   |
| <p style="text-align: center;"><b>91528</b></p> <p>Buick; Skylark; 1980; V6-2.8<br/>Chev; Citation; 1980; V6-2.8<br/>Olds; Omega; 1980; V6-2.8<br/>Pont; Phoenix; 1980; V6-2.8</p>  | <p style="text-align: center;"><b>91548</b></p> <p>Niss; Blazer; 1979-1975; V8-350<br/>Chev; C&amp;K Pickup; 1979-1975; V8-350<br/>Chev; Suburban; 1979-1975; V8-350<br/>GMC; C&amp;K Pickup; 1979-1975; V8-350<br/>GMC; Jimmy; 1979-1975; V8-350<br/>GMC; Suburban; 1979-1975; V8-350</p>   | <p style="text-align: center;"><b>91562</b></p> <p>Chev; Blazer; 1979-1975; V8-350<br/>Chev; C&amp;K Pickup; 1979-1975; V8-350<br/>Chev; Suburban; 1979-1975; V8-350<br/>GMC; C&amp;K Pickup; 1979-1975; V8-350<br/>GMC; Jimmy; 1979-1975; V8-350<br/>GMC; Suburban; 1979-1975; V8-350</p>   |
| <p style="text-align: center;"><b>91529</b></p> <p>Buick; Skylark; 1980; L4-2.5<br/>Chev; Citation; 1980; L4-2.5<br/>Olds; Omega; 1980; L4-2.5<br/>Pont; Phoenix; 1980; L4-2.5</p>  | <p style="text-align: center;"><b>91549</b></p> <p>Niss; Blazer; 1979-1975; V8-350<br/>Chev; C&amp;K Pickup; 1979-1975; V8-350<br/>Chev; Suburban; 1979-1975; V8-350<br/>GMC; C&amp;K Pickup; 1979-1975; V8-350<br/>GMC; Jimmy; 1979-1975; V8-350<br/>GMC; Suburban; 1979-1975; V8-350</p>   | <p style="text-align: center;"><b>91563</b></p> <p>Chev; Blazer; 1979-1975; V8-350<br/>Chev; C&amp;K Pickup; 1979-1975; V8-350<br/>Chev; Suburban; 1979-1975; V8-350<br/>GMC; C&amp;K Pickup; 1979-1975; V8-350<br/>GMC; Jimmy; 1979-1975; V8-350<br/>GMC; Suburban; 1979-1975; V8-350</p>   |
| <p style="text-align: center;"><b>91530</b></p> <p>Buick; Century; 1982; V6-2.8 (Canada)<br/>Buick; Century; 1982; V6-3.0<br/>Buick; Century; 1982; V6-4.3 Dsl<br/>Buick; Skylark; 1982; V6-2.8<br/>Chev; Celebrity; 1982; V6-2.8<br/>Chev; Celebrity; 1982; V6-4.3 Dsl<br/>Chev; Citation; 1982; V6-2.8<br/>Olds; Cutlass Ciera; 1982; V6-2.8 (Canada)<br/>Olds; Cutlass Ciera; 1982; V6-3.0</p> | <p style="text-align: center;"><b>91550</b></p> <p>Niss; Blazer; 1979-1975; V8-350<br/>Chev; C&amp;K Pickup; 1979-1975; V8-350<br/>Chev; Suburban; 1979-1975; V8-350<br/>GMC; C&amp;K Pickup; 1979-1975; V8-350<br/>GMC; Jimmy; 1979-1975; V8-350<br/>GMC; Suburban; 1979-1975; V8-350</p>   | <p style="text-align: center;"><b>91564</b></p> <p>Chev; Blazer; 1979-1975; V8-350<br/>Chev; C&amp;K Pickup; 1979-1975; V8-350<br/>Chev; Suburban; 1979-1975; V8-350<br/>GMC; C&amp;K Pickup; 1979-1975; V8-350<br/>GMC; Jimmy; 1979-1975; V8-350<br/>GMC; Suburban; 1979-1975; V8-350</p>   |

- SYSTEM PUMP & GEAR IDENT.
- SYSTEM & COMPONENT IDENT.
- PASS. CARS
- LIGHT TRUCKS
- MEDIUM/HEAVY TRUCKS
- BUSES
- HOSE NUMERICAL
- REPAIR KITS
- KIT NUMERICAL
- ILLUSTRATIONS

# Numerical Listing - Power Steering Hose Assemblies and End Fittings

|                                      | <b>91571 - Continued</b>  | <b>91581 - Continued</b>   | <b>91604</b>   |
|--------------------------------------|---|--|--|
| <b>SYSTEM PUMP &amp; GEAR IDENT.</b> | Chev; C&K Pickup; 1979-1975; V8-454<br>Chev; Suburban; 1980-1975; L6-4.1<br>Chev; Suburban; 1979-1975; L6-292<br>Chev; Suburban; 1979-1975; V8-454<br>GMC; C&K Pickup; 1979-1975; L6-250<br>GMC; C&K Pickup; 1979-1975; L6-292<br>GMC; C&K Pickup; 1979-1975; V8-454<br>GMC; Jimmy; 1979-1975; L6-250<br>GMC; Suburban; 1979-1975; L6-250<br>GMC; Suburban; 1979-1975; L6-292<br>GMC; Suburban; 1979-1975; V8-454 | GMC; G Van; 1978-1976; L6-250<br>GMC; G Van; 1978-1976; L6-292<br>GMC; G Van; 1978-1976; V8-305<br>GMC; G Van; 1978-1976; V8-400<br>GMC; P Van; 1979; V8-350<br>Chev; P30; 1979; GM V8-350<br>GMC; P3500; 1979; V8-350 | Niss; Pickup; 1995-1986; V6-3.0  |
| <b>SYSTEM &amp; COMPONENT IDENT.</b> |   | <b>91582</b>   | <b>91605</b>   |
| <b>PASS. CARS</b>                    | <b>91572</b>  | Ford; F Pickup; 1979-1978; V8-302  | Niss; Pathfinder; 1987-1986; L4-2.4<br>Niss; Pickup; 1986-1987; L4-2.5 Dsl   |
| <b>LIGHT TRUCKS</b>                  | Ford; E Van; 1971; L6-170<br>Ford; E Van; 1974-1971; L6-240<br>Ford; E Van; 1974-1972; L6-300<br>Ford; E Van; 1974-1971; V8-302   | <b>91583</b>   | <b>91606</b>   |
| <b>MEDIUM/HEAVY TRUCKS</b>           | <b>91573</b>  | Jeep; CJ; 1986-1981; L6-4.2<br>Jeep; Scrambler; 1985-1981; L6-4.2  | Niss; Pathfinder; 1989-1987; V6-3.0<br>Niss; Pickup; 1989-1986; V6-3.0   |
| <b>BUSES</b>                         | Ford; E Van; 1977-1975; L6-300<br>Ford; E Van; 1977-1975; V8-351<br>Ford; E Van; 1977-1975; V8-460  | <b>91584</b>   | <b>91607</b>   |
| <b>HOSE NUMERICAL</b>                | <b>91574</b>  | Jeep; CJ; 1986-1981; L6-4.2<br>Jeep; Scrambler; 1985-1981; L6-4.2  | Honda; Prelude; 1987; L4-1.8   |
| <b>REPAIR KITS</b>                   | Ford; F Pickup; 1977-1973; L6-240<br>Ford; F Pickup; 1977-1973; L6-300<br>Ford; F Pickup; 1977-1973; V8-460   | <b>91585</b>   | <b>91608</b>   |
| <b>KIT NUMERICAL</b>                 | <b>91575</b>  | Ford; F Pickup; 1976; L6-240<br>Ford; F Pickup; 1976; L6-300<br>Ford; F Pickup; 1976; V8-302<br>Ford; F Pickup; 1976; V8-360<br>Ford; F Pickup; 1976; V8-390<br>Ford; F Pickup; 1976; V8-460                           | Honda; Civic; 1987-1985; L4-1.3<br>Honda; Civic; 1987-1985; L4-1.5   |
| <b>ILLUSTRATIONS</b>                 | Ford; F Pickup; 1975-1973; L6-240<br>Ford; F Pickup; 1975-1973; L6-300<br>Ford; F Pickup; 1975-1973; V8-302<br>Ford; F Pickup; 1975-1973; V8-360<br>Ford; F Pickup; 1975-1973; V8-390<br>Ford; F Pickup; 1975-1973; V8-460  | <b>91586</b>   | <b>91609</b>   |
|                                      | <b>91576</b>  | Toy.; Tercel; 1988-1983; L4-1.5  | Honda; Accord; 1989-1986; L4-2.0   |
|                                      | Ford; F Pickup; 1977-1973; L6-240<br>Ford; F Pickup; 1977-1973; L6-300<br>Ford; F Pickup; 1977-1973; V8-302<br>Ford; F Pickup; 1977-1973; V8-351<br>Ford; F Pickup; 1976-1973; V8-390<br>Ford; F Pickup; 1977; V8-400<br>Ford; F Pickup; 1977-1973; V8-460  | <b>91587</b>   | <b>91612</b>   |
|                                      | <b>91577</b>  | Toy.; Tercel; 1988-1987; L4-1.5  | Mits; Cordia; 1988-1984; L4-1.8<br>Mits; Cordia; 1988-1984; L4-2.0<br>Mits; Tredia; 1988-1984; L4-1.8<br>Mits; Tredia; 1988-1984; L4-2.0   |
|                                      | Ford; F Pickup; 1977-1973; L6-240<br>Ford; F Pickup; 1977-1973; L6-300<br>Ford; F Pickup; 1977-1973; V8-302<br>Ford; F Pickup; 1977-1973; V8-351<br>Ford; F Pickup; 1976-1973; V8-390<br>Ford; F Pickup; 1977; V8-400<br>Ford; F Pickup; 1977-1973; V8-460  | <b>91588</b>   | <b>91614</b>   |
|                                      | <b>91578</b>  | Toy.; Celica; 1987-1986; L4-2.0  | Mits; Galant; 1987-1985; L4-2.4  |
|                                      | Jeep; CJ; 1975; L6-232<br>Jeep; CJ; 1975; L6-258<br>Jeep; CJ; 1975-1972; V8-304   | <b>91589</b>   | <b>91617</b>   |
|                                      | <b>91579</b>  | Toy.; Cressida; 1988-1985; L6-2.8  | Dodge; D50 Pickup; 1980-1979; L4-2.0<br>Dodge; Ram 50 Pickup; 1986-1981; L4-2.0<br>Dodge; Ram 50 Pickup; 1986-1981; L4-2.6<br>Mits; Pickup; 1986-1983; L4-2.0<br>Mits; Pickup; 1986-1983; L4-2.6<br>Ply; Arrow Pickup; 1982-1980; L4-2.6   |
|                                      | Olds; Custom Cruiser; 1979-1978; V8-350<br>Olds; Cutlass Cruiser; 1978; V6-231<br>Olds; Cutlass Cruiser; 1978; V8-260<br>Olds; Cutlass Cruiser; 1978; V8-305<br>Olds; Cutlass Cruiser; 1978-1979; V8-350<br>Olds; Delta 88; 1979-1978; V8-350<br>Olds; Toronado; 1978; V8-403   | <b>91590</b>   | <b>91619</b>   |
|                                      | <b>91581</b>  | Toy.; Van; 1986; L4-2.2  | Dodge; Colt; 1991-1985; L4-2.0<br>Eagle; Vista; 1991-1989; L4-2.0 (Canada)<br>Ply; Colt; 1991-1985; L4-2.0   |
|                                      | Chev; G Van; 1978-1976; L6-250<br>Chev; G Van; 1978-1976; L6-292<br>Chev; G Van; 1978-1976; V8-305<br>Chev; G Van; 1978-1976; V8-400<br>Chev; P Van; 1979; V8-350   | <b>91591</b>   | <b>91620</b>   |
|                                      |   | Toy.; Van; 1988-1987; L4-2.2   | Chry; Conquest; 1989-1987; L4-2.6<br>Dodge; Conquest; 1986-1984; L4-2.6<br>Mits; Starion; 1989-1984; L4-2.6<br>Ply; Conquest; 1986-1984; L4-2.6  |
|                                      |   | <b>91592</b>   | <b>91621</b>   |
|                                      |   | Toy.; Van; 1988-1987; L4-2.2   | Dodge; Colt; 1986-1985; L4-2.0<br>Ply; Colt; 1986-1984; L4-2.0   |
|                                      |   | <b>91593</b>   | <b>91622</b>   |
|                                      |   | Toy.; Pickup; 1988-1987; L4-2.4  | Dodge; Colt; 1988-1987; L4-1.5<br>Mits; Mirage; 1988-1987; L4-1.5<br>Ply; Colt; 1988-1987; L4-1.5  |
|                                      |   | <b>91594</b>   | <b>91624</b>   |
|                                      |   | Acura; Legend; 1987-1986; V6-2.5<br>Acura; Legend; 1990-1987; V6-2.7<br>Sterling; 825; 1988-1987; V6-2.5   | Dodge; Colt; 1990-1986; L4-2.0<br>Eagle; Vista; 1990-1989; L4-2.0 (Canada)<br>Ply; Colt; 1990-1986; L4-2.0   |
|                                      |   | <b>91595</b>   | <b>91626</b>   |
|                                      |   | Toy.; Pickup; 1988-1987; L4-2.4  | Dodge; D50 Pickup; 1980-1979; L4-2.0<br>Dodge; Ram 50 Pickup; 1982-1981; L4-2.0<br>Dodge; Ram 50 Pickup; 1986-1985; L4-2.6<br>Dodge; Ram 50 Pickup; 1982-1981; L4-2.6<br>Mits; Pickup; 1986-1983; L4-2.6<br>Ply; Arrow Pickup; 1982-1980; L4-2.0<br>Ply; Arrow Pickup; 1982-1980; L4-2.6 |
|                                      |   | <b>91596</b>   |  |
|                                      |   | Toy.; Van; 1986; L4-2.2  |  |
|                                      |   | <b>91597</b>   |  |
|                                      |   | Niss; 200SX; 1986; L4-1.8  |  |
|                                      |   | <b>91598</b>   |  |
|                                      |   | Saab; 900; 1993-1981; L4-2.0<br>Saab; 900; 1993-1991; L4-2.1   |  |
|                                      |   | <b>91599</b>   |  |
|                                      |   | Niss; 200SX; 1986; L4-1.8  |  |
|                                      |   | <b>91600</b>   |  |
|                                      |   | Niss; Pulsar NX; 1986-1985; L4-1.6   |  |
|                                      |   | <b>91601</b>   |  |
|                                      |   | Niss; Sentra; 1987; L4-1.6   |  |
|                                      |   | <b>91602</b>   |  |
|                                      |   | Niss; Sentra; 1988-1987; L4-1.6  |  |
|                                      |   | <b>91603</b>   |  |
|                                      |   | Niss; Pickup; 1989-1986; L4-2.4<br>Niss; Pickup; 1986-1987; L4-2.5 Dsl   |  |



# Numerical Listing - Power Steering Hose Assemblies and End Fittings

|  | 91646 - Continued  | 91651 - Continued   |
|--|--|---|
| <p style="text-align: center;"><b>91627</b></p> <p>Dodge; Ram 50 Pickup; 1986-1983; L4-2.0<br/>Mits; Pickup; 1986-1983; L4-2.0</p> <p style="text-align: center;"><b>91630</b></p> <p>Jeep; Wrangler; 1990-1987; L4-2.5</p> <p style="text-align: center;"><b>91631</b></p> <p>Buick; Century; 1987; V6-2.8<br/>Chev; Celebrity; 1987; V6-2.8<br/>Olds; Cutlass Ciera; 1987; V6-2.8<br/>Pont; 6000; 1987; V6-2.8</p> <p style="text-align: center;"><b>91632</b></p> <p>Chev; Nova; 1988-1985; L4-1.6</p> <p style="text-align: center;"><b>91633</b></p> <p>Buick; Reatta; 1990-1988; V6-3.8<br/>Buick; Riviera; 1990-1986; V6-3.8<br/>Olds; Toronado; 1990-1986; V6-3.8</p> <p style="text-align: center;"><b>91635</b></p> <p>Ford; Taurus; 1987-1986; L4-2.5<br/>Merc; Sable; 1986; L4-2.5</p> <p style="text-align: center;"><b>91636</b></p> <p>Ford; Taurus; 1989-1987; L4-2.5</p> <p style="text-align: center;"><b>91637</b></p> <p>Ford; Taurus; 1987-1986; V6-3.0<br/>Merc; Sable; 1987-1986; V6-3.0</p> <p style="text-align: center;"><b>91638</b></p> <p>Ford; Taurus; 1989-1987; V6-3.0<br/>Merc; Sable; 1989-1987; V6-3.0</p> <p style="text-align: center;"><b>91639</b></p> <p>Ford; Taurus; 1991-1987; L4-2.5</p> <p style="text-align: center;"><b>91640</b></p> <p>Ford; Taurus; 1987-1986; L4-2.5<br/>Merc; Sable; 1986; L4-2.5</p> <p style="text-align: center;"><b>91641</b></p> <p>Ford; Taurus; 1989-1987; V6-3.0<br/>Merc; Sable; 1989-1987; V6-3.0</p> <p style="text-align: center;"><b>91642</b></p> <p>Ford; Taurus; 1987-1986; V6-3.0<br/>Merc; Sable; 1987-1986; V6-3.0</p> <p style="text-align: center;"><b>91643</b></p> <p>Dodge; Dakota; 1988-1987; L4-2.2<br/>Dodge; Dakota; 1995-1989; L4-2.5</p> <p style="text-align: center;"><b>91644</b></p> <p>Chry; Town &amp; Country Van; 1990; V6-3.0<br/>Dodge; Caravan; 1995-1987; V6-3.0<br/>Dodge; Grand Caravan; 1995-1992; V6-3.0<br/>Dodge; Grand Caravan; 1989-1987; V6-3.0<br/>Ply; Grand Voyager; 1995-1992; V6-3.0<br/>Ply; Grand Voyager; 1989-1987; V6-3.0<br/>Ply; Voyager; 1995-1987; V6-3.0</p> <p style="text-align: center;"><b>91645</b></p> <p>Toy.; Pickup; 1988-1986; L4-2.4<br/>Toy.; 4 Runner; 1989-1986; L4-2.4</p> <p style="text-align: center;"><b>91646</b></p> <p>Cad; Allante; 1988-1987; V8-4.1</p> | <p>Cad; Allante; 1990-1989; V8-4.5<br/>Cad; Eldorado; 1987-1986; V8-4.1<br/>Cad; Eldorado; 1990-1986; V8-4.5<br/>Cad; Seville; 1990-1988; V8-4.5</p> <p style="text-align: center;"><b>91647</b></p> <p>Cad; Deville; 1987-1986; V8-4.1<br/>Cad; Deville; 1990-1986; V8-4.5<br/>Cad; Fleetwood; 1990-1988; V8-4.5</p> <p style="text-align: center;"><b>91648</b></p> <p>Buick; Skyhawk; 1986; L4-1.8<br/>Buick; Skyhawk; 1986; L4-2.0<br/>Cad; Cimarron; 1986; L4-2.0<br/>Cad; Cimarron; 1986; V6-2.8<br/>Chev; Cavalier; 1986; L4-2.0<br/>Chev; Cavalier; 1986; V6-2.8<br/>Olds; Firenza; 1986; L4-2.0<br/>Olds; Firenza; 1986; V6-2.8<br/>Pont; Grand Am; 1986; L4-2.5<br/>Pont; Grand Am; 1986; V6-3.0<br/>Pont; Sunbird; 1986; L4-1.8<br/>Pont; Sunbird; 1986; L4-2.0</p> <p style="text-align: center;"><b>91649</b></p> <p>Buick; Skyhawk; 1987; L4-2.0<br/>Buick; Skylark; 1987-1986; L4-2.5<br/>Buick; Skylark; 1988-1986; V6-3.0<br/>Buick; Skylark; 1992-1989; V6-3.3<br/>Buick; Somerset; 1987-1985; L4-2.5<br/>Buick; Somerset Regal; 1985; V6-3.0<br/>Cad; Cimarron; 1988-1987; V6-2.8<br/>Chev; Beretta; 1989-1987; L4-2.0<br/>Chev; Beretta; 1991-1987; L4-2.2<br/>Chev; Beretta; 1992-1990; V6-3.1<br/>Chev; Cavalier; 1987; L4-2.0<br/>Chev; Cavalier; 1989-1987; V6-2.8<br/>Chev; Cavalier; 1994-1987; V6-3.1<br/>Chev; Corsica; 1991-1987; L4-2.2<br/>Chev; Corsica; 1992-1990; V6-3.1<br/>Olds; Achieva; 1992; V6-3.3<br/>Olds; Calais; 1987-1985; L4-2.5<br/>Olds; Calais; 1987-1985; V6-3.0<br/>Olds; Cutlass Calais; 1988; V6-3.0<br/>Olds; Cutlass Calais; 1991-1989; V6-3.3<br/>Olds; Firenza; 1987; L4-2.0<br/>Olds; Firenza; 1987; V6-2.8<br/>Pont; Grand Am; 1988-1987; L4-2.0<br/>Pont; Grand Am; 1987; V6-3.0<br/>Pont; Grand Am; 1992; V6-3.3<br/>Pont; Sunbird; 1989-1987; L4-2.0<br/>Pont; Sunbird; 1992-1991; V6-3.1<br/>Pont; Tempest; 1989-1987; L4-2.0 (Canada)<br/>Pont; Tempest; 1991-1987; L4-2.2 (Canada)<br/>Pont; Tempest; 1991-1990; V6-3.1 (Canada)</p> <p style="text-align: center;"><b>91650</b></p> <p>Dodge; Caravan; 1995-1986; L4-2.5<br/>Dodge; Grand Caravan; 1989-1987; L4-2.5<br/>Dodge; Mini Ram Van; 1987-1986; L4-2.6<br/>Ply; Grand Voyager; 1989-1988; L4-2.5<br/>Ply; Voyager; 1995-1987; L4-2.5<br/>Ply; Voyager; 1987-1986; L4-2.6</p> <p style="text-align: center;"><b>91651</b></p> <p>Chev; Blazer Full Size; 1994-1992; V8-5.7<br/>Chev; Blazer Full Size; 1994; V8-6.5 Dsl<br/>Chev; C&amp;K Pickup; 1991-1988; V6-4.3<br/>Chev; C&amp;K Pickup; 1991-1988; V8-5.0<br/>Chev; C&amp;K Pickup; 1994-1988; V8-5.7<br/>Chev; C&amp;K Pickup; 1993-1988; V8-6.2 Dsl<br/>Chev; C&amp;K Pickup; 1994-1992; V8-6.5 Dsl<br/>Chev; C&amp;K Pickup; 1994-1988; V8-7.4<br/>Chev; Suburban; 1994-1992; V8-5.7<br/>Chev; Suburban; 1994; V8-6.5 Dsl<br/>Chev; Suburban; 1994-1992; V8-7.4<br/>GMC; C&amp;K Pickup; 1991-1988; V6-4.3<br/>GMC; C&amp;K Pickup; 1991-1988; V8-5.0</p> | <p>GMC; C&amp;K Pickup; 1994-1988; V8-5.7<br/>GMC; C&amp;K Pickup; 1993-1988; V8-6.2 Dsl<br/>GMC; C&amp;K Pickup; 1994-1992; V8-6.5 Dsl<br/>GMC; C&amp;K Pickup; 1994-1988; V8-7.4<br/>GMC; Suburban; 1994-1992; V8-5.7<br/>GMC; Suburban; 1994; V8-6.5 Dsl<br/>GMC; Suburban; 1994-1992; V8-7.4<br/>GMC; Yukon; 1994-1992; V8-5.7<br/>GMC; Yukon; 1994; V8-6.5 Dsl</p> <p style="text-align: center;"><b>91654</b></p> <p>Buick; Century; 1988; V6-3.8<br/>Olds; Cutlass Ciera; 1988; V6-3.8</p> <p style="text-align: center;"><b>91655</b></p> <p>Buick; Century; 1992-1988; L4-2.5<br/>Chev; Celebrity; 1990-1988; L4-2.5<br/>Olds; Cutlass Ciera; 1992-1988; L4-2.5<br/>Pont; 6000; 1991-1988; L4-2.5</p> <p style="text-align: center;"><b>91656</b></p> <p>Buick; Century; 1987; L4-2.5<br/>Chev; Celebrity; 1987; L4-2.5<br/>Olds; Cutlass Ciera; 1987; L4-2.5<br/>Pont; 6000; 1987; L4-2.5</p> <p style="text-align: center;"><b>91657</b></p> <p>Buick; Century; 1990-1989; V6-3.3<br/>Olds; Cutlass Ciera; 1990-1989; V6-3.3</p> <p style="text-align: center;"><b>91658</b></p> <p>Buick; Century; 1989-1988; V6-2.8<br/>Chev; Celebrity; 1989-1988; V6-2.8<br/>Chev; Celebrity; 1990; V6-3.1<br/>Olds; Cutlass Ciera; 1989-1988; V6-2.8<br/>Pont; 6000; 1989-1988; V6-2.8<br/>Pont; 6000; 1991-1988; V6-3.1</p> <p style="text-align: center;"><b>91659</b></p> <p>Chev; C&amp;K Pickup; 1991-1988; V6-4.3<br/>Chev; C&amp;K Pickup; 1991-1988; V8-5.0<br/>Chev; C&amp;K Pickup; 1991-1988; V8-5.7<br/>Chev; C&amp;K Pickup; 1991-1988; V8-6.2 Dsl<br/>Chev; C&amp;K Pickup; 1991-1988; V8-7.4<br/>GMC; C&amp;K Pickup; 1991-1988; V6-4.3<br/>GMC; C&amp;K Pickup; 1991-1988; V8-5.0<br/>GMC; C&amp;K Pickup; 1991-1988; V8-5.7<br/>GMC; C&amp;K Pickup; 1991-1988; V8-6.2 Dsl<br/>GMC; C&amp;K Pickup; 1991-1988; V8-7.4</p> <p style="text-align: center;"><b>91660</b></p> <p>Buick; Regal; 1985-1984; V6-3.8</p> <p style="text-align: center;"><b>91661</b></p> <p>Ford; Aerostar; 1989-1987; V6-3.0</p> <p style="text-align: center;"><b>91662</b></p> <p>Buick; Regal; 1989-1988; V6-2.8<br/>Buick; Regal; 1991-1989; V6-3.1<br/>Chev; Lumina; 1990; V6-3.1<br/>Olds; Cutlass Ciera; 1989-1988; V6-2.8<br/>Olds; Cutlass Cruiser; 1990-1988; V6-3.3<br/>Olds; Cutlass Supreme; 1990-1989; V6-3.1<br/>Pont; Grand Prix; 1989-1988; V6-2.8<br/>Pont; Grand Prix; 1990-1989; V6-3.1</p> <p style="text-align: center;"><b>91663</b></p> <p>Dodge; Ram 50 Pickup; 1989-1987; L4-2.6</p> <p style="text-align: center;"><b>91665</b></p> <p>Chry; Daytona; 1988; L4-2.2 (Canada)<br/>Chry; Daytona; 1988; L4-2.5 (Canada)<br/>Chry; Lebaron; 1988; L4-2.2</p> |

|                                      |
|--------------------------------------|
| SYSTEM<br>PUMP &<br>GEAR<br>IDENT.   |
| SYSTEM &<br>COM-<br>PONENT<br>IDENT. |
| PASS.<br>CARS                        |
| LIGHT<br>TRUCKS                      |
| MEDIUM/<br>HEAVY<br>TRUCKS           |
| BUSES                                |
| HOSE<br>NUMER-<br>ICAL               |
| REPAIR<br>KITS                       |
| KIT<br>NUMER-<br>ICAL                |
| ILLUST-<br>RATIONS                   |

# Numerical Listing - Power Steering Hose Assemblies and End Fittings

|                                      | <b>91665 - Continued</b>  | <b>91684</b>  | <b>91703</b>   |
|--------------------------------------|---|---|--|
| <b>SYSTEM PUMP &amp; GEAR IDENT.</b> | Chry; Lebaron; 1988; L4-2.5<br>Dodge; Daytona; 1988; L4-2.2<br>Dodge; Daytona; 1988; L4-2.5<br>Dodge; Shadow; 1988; L4-2.2<br>Dodge; Shadow; 1988; L4-2.5<br>Ply; Sundance; 1988; L4-2.2<br>Ply; Sundance; 1988; L4-2.5   | Geo; Prizm; 1990; L4-1.6<br>Toy.; Corolla; 1990-1988; L4-1.6  | Chry; Daytona; 1993-1992; L4-2.2 (Canada)<br>Chry; Daytona; 1990-1988; L4-2.2 (Canada)<br>Chry; Lebaron; 1990-1988; L4-2.2<br>Chry; TC Maserati; 1990-1989; L4-2.2<br>Dodge; Daytona; 1993-1992; L4-2.2<br>Dodge; Daytona; 1990-1988; L4-2.2<br>Dodge; Shadow; 1990-1988; L4-2.2<br>Dodge; Shadow; 1990-1988; L4-2.5<br>Dodge; Spirit; 1992-1991; L4-2.2<br>Dodge; Spirit; 1989; L4-2.5<br>Ply; Acclaim; 1989-1988; L4-2.5<br>Ply; Sundance; 1990-1988; L4-2.5 |
| <b>SYSTEM &amp; COMPONENT IDENT.</b> | <b>91666</b><br>Dodge; Monaco; 1990; V6-3.0<br>Eagle; Premier; 1990-1988; V6-3.0  | <b>91685</b><br>Hyundai; Sonata; 1993; L4-2.0<br>Hyundai; Sonata; 1991-1989; L4-2.4   | <b>91686</b><br>Toy.; Camry; 1991-1987; L4-2.0   |
| <b>PASS. CARS</b>                    | <b>91668</b><br>Hyundai; Excel; 1989-1986; L4-1.5<br>Mits; Precis; 1989-1987; L4-1.5  | <b>91687</b><br>Toy.; Supra; 1988-1986; L6-3.0  | <b>91704</b><br>Ford; Thunderbird; 1989; V6-3.8<br>Merc; Cougar; 1989; V6-3.8  |
| <b>LIGHT TRUCKS</b>                  | <b>91669</b><br>Ford; Taurus; 1989-1988; V6-3.8<br>Merc; Sable; 1989-1988; V6-3.8   | <b>91688</b><br>Toy.; Supra; 1993-1989; L6-3.0  | <b>91706</b><br>Chev; Astro; 1994-1990; V6-4.3<br>GMC; Safari; 1994-1990; V6-4.3   |
| <b>MEDIUM/HEAVY TRUCKS</b>           | <b>91672</b><br>Pont; Lemans; 1993-1988; L4-1.6   | <b>91689</b><br>Ford; Taurus; 1991-1990; V6-3.8<br>Merc; Sable; 1991-1990; V6-3.8   | <b>91707</b><br>Buick; Regal; 1995-1990; V6-3.8  |
| <b>BUSES</b>                         | <b>91673</b><br>Ford; Taurus; 1992-1990; V6-3.0<br>Merc; Sable; 1992-1990; V6-3.0   | <b>91691</b><br>Chev; Lumina; 1993-1990; L4-2.2   | <b>91708</b><br>Chev; Lumina; 1993-1991; V6-3.4<br>Olds; Cutlass Supreme; 1993-1991; V6-3.4<br>Pont; Grand Prix; 1993-1991; V6-3.4   |
| <b>HOSE NUMERICAL</b>                | <b>91674</b><br>Chev; Lumina APV; 1995-1990; V6-3.1<br>Olds; Silhouette; 1994-1990; V6-3.1<br>Pont; Trans Sport; 1995-1990; V6-3.1  | <b>91692</b><br>Niss; Pickup; 1995-1990; L4-2.4   | <b>91709</b><br>Buick; Regal; 1993-1991; V6-3.1<br>Chev; Lumina; 1994-1991; V6-3.1<br>Olds; Cutlass Supreme; 1993-1991; V6-3.1<br>Pont; Grand Prix; 1993-1991; V6-3.1  |
| <b>REPAIR KITS</b>                   | <b>91675</b><br>Chry; Town & Country Van; 1993-1990; V6-3.3<br>Chry; Town & Country Van; 1995-1994; V6-3.8<br>Dodge; Caravan; 1995-1990; V6-3.3<br>Dodge; Grand Caravan; 1995-1990; V6-3.3<br>Dodge; Grand Caravan; 1995-1994; V6-3.8<br>Ply; Grand Voyager; 1995-1990; V6-3.3<br>Ply; Grand Voyager; 1995-1991; V6-3.8 | <b>91693</b><br>Niss; Pickup; 1993-1990; L4-2.4   | <b>91710</b><br>Chev; Lumina APV; 1995-1992; V6-3.8<br>Olds; Silhouette; 1995-1992; V6-3.8<br>Pont; Trans Sport; 1995-1992; V6-3.8   |
| <b>KIT NUMERICAL</b>                 | <b>91676</b><br>Toy.; Celica; 1989-1988; L4-2.0   | <b>91694</b><br>Niss; 240SX; 1990-1989; L4-2.4  | <b>91711</b><br>Pont; Lemans; 1990-1989; L4-2.0  |
| <b>ILLUSTRATIONS</b>                 | <b>91677</b><br>Toy.; Camry; 1991-1988; V6-2.5  | <b>91695</b><br>Ford; Aerostar; 1995-1990; V6-3.0<br>Ford; Aerostar; 1995-1993; V6-4.0  | <b>91712</b><br>Geo; Prizm; 1992-1990; L4-1.6  |
|                                      | <b>91678</b><br>Toy.; Tercel; 1990; L4-1.5  | <b>91696</b><br>Chev; C&K Pickup; 1991; V6-4.3<br>Chev; C&K Pickup; 1991; V8-5.0<br>Chev; C&K Pickup; 1991; V8-5.7<br>Chev; C&K Pickup; 1991; V8-6.2 Dsl<br>Chev; C&K Pickup; 1991; V8-7.4<br>GMC; C&K Pickup; 1991; V6-4.3<br>GMC; C&K Pickup; 1991; V8-5.0<br>GMC; C&K Pickup; 1991; V8-5.7<br>GMC; C&K Pickup; 1991; V8-6.2 Dsl<br>GMC; C&K Pickup; 1991; V8-7.4 | <b>91713</b><br>Pont; 6000; 1990-1988; V6-3.1  |
|                                      | <b>91679</b><br>Toy.; Pickup; 1995-1989; V6-3.0<br>Toy.; 4 Runner; 1995-1989; V6-3.0  | <b>91697</b><br>Chev; Blazer Full Size; 1991-1989; V8-6.2 Dsl<br>Chev; Suburban; 1991-1989; V8-6.2 Dsl<br>GMC; Jimmy Full Size; 1991-1989; V8-6.2 Dsl<br>GMC; Suburban; 1991-1989; V8-6.2 Dsl   | <b>91715</b><br>Buick; Century; 1993-1991; V6-3.3<br>Olds; Cutlass Ciera; 1993-1991; V6-3.3<br>Olds; Cutlass Cruiser; 1993-1991; V6-3.3  |
|                                      | <b>91680</b><br>Toy.; Pickup; 1988; V6-3.0<br>Toy.; 4 Runner; 1989-1988; V6-3.0   | <b>91698</b><br>Toy.; Land Cruiser; 1989-1988; L6-4.0   | <b>91716</b><br>Buick; Century; 1995-1993; L4-2.2<br>Olds; Cutlass Ciera; 1995-1993; L4-2.2  |
|                                      | <b>91681</b><br>Toy.; Pickup; 1995-1989; L4-2.4<br>Toy.; 4 Runner; 1995-1989; L4-2.4  | <b>91699</b><br>Toy.; Cressida; 1992-1989; L6-3.0   | <b>91717</b><br>Chev; Cavalier; 1989; V6-2.8<br>Chev; Cavalier; 1994-1990; V6-3.1<br>Pont; Sunbird; 1994-1991; V6-3.1  |
|                                      | <b>91682</b><br>Toy.; Pickup; 1995-1989; V6-3.0   | <b>91700</b><br>Toy.; Celica; 1993-1990; L4-2.0<br>Toy.; Celica; 1993-1990; L4-2.2  | <b>91718</b><br>Cad; Allante; 1993; V8-4.6<br>Cad; Deville; 1995-1993; V8-4.6<br>Cad; Seville; 1995-1993; V8-4.6   |
|                                      | <b>91683</b><br>Ford; Probe; 1992-1989; L4-2.2<br>Mazda; MX-6; 1992-1989; L4-2.2<br>Mazda; 626; 1992-1988; L4-2.2   | <b>91702</b><br>Honda; Civic; 1991-1988; L4-1.5<br>Honda; Civic; 1991-1988; L4-1.6  | <b>91719</b><br>Cad; Deville; 1995-1993; V8-4.9  |

# Numerical Listing - Power Steering Hose Assemblies and End Fittings

| 91719 - Continued  | 91732   | 91749  |
|--|---|--|
| Cad; Seville; 1993; V8-4.9   | Chev; C&K Pickup; 1994-1992; V8-5.7<br>GMC; C&K Pickup; 1994-1992; V8-5.7   | Honda; Prelude; 1991-1989; L4-2.0<br>Honda; Prelude; 1991-1990; L4-2.1   |
| <b>91720</b>   | <b>91733</b>  | <b>91750</b>   |
| Cad; Eldorado; 1992; V8-4.9<br>Cad; Seville; 1992; V8-4.9  | Chev; C&K Pickup; 1993-1992; V8-6.2 Dsl<br>Chev; C&K Pickup; 1994-1992; V8-6.5 Dsl<br>Chev; C&K Pickup; 1994-1992; V8-7.4<br>GMC; C&K Pickup; 1993-1992; V8-6.2 Dsl<br>GMC; C&K Pickup; 1994-1992; V8-6.5 Dsl<br>GMC; C&K Pickup; 1994-1992; V8-7.4   | Honda; Prelude; 1995-1992; L4-2.2<br>Honda; Prelude; 1995-1992; L4-2.3   |
| <b>91721</b>   | <b>91734</b>  | <b>91751</b>   |
| Buick; Reatta; 1991; V6-3.8<br>Buick; Riviera; 1993-1991; V6-3.8<br>Olds; Toronado; 1992-1991; V6-3.8  | Chry; Town & Country Van; 1993-1992; V6-3.3<br>Chry; Town & Country Van; 1995-1994; V6-3.8<br>Dodge; Caravan; 1994-1991; V6-3.3<br>Dodge; Grand Caravan; 1995-1991; V6-3.3<br>Dodge; Grand Caravan; 1995-1994; V6-3.8<br>Ply; Grand Voyager; 1995-1991; V6-3.3<br>Ply; Grand Voyager; 1995-1991; V6-3.8 | Mazda; MX-3; 1995-1992; L4-1.6<br>Mazda; Protege; 1994-1990; L4-1.8<br>Mazda; 323; 1994-1990; L4-1.6<br>Mazda; 323; 1995-1993; L4-1.6 (Canada)<br>Mazda; 323; 1991-1990; L4-1.8 (Canada) |
| <b>91722</b>   | <b>91735</b>  | <b>91752</b>   |
| Cad; Allante; 1992-1991; V8-4.5<br>Cad; Eldorado; 1991; V8-4.9<br>Cad; Seville; 1991; V8-4.9   | Ford; Tempo; 1994-1992; L4-2.3<br>Ford; Tempo; 1994-1992; V6-3.0<br>Merc; Topaz; 1994-1992; L4-2.3<br>Merc; Topaz; 1994-1992; V6-3.0  | Hyundai; Excel; 1993-1990; L4-1.5<br>Hyundai; Scoupe; 1992-1991; L4-1.5<br>Mits; Precis; 1993-1990; L4-1.5   |
| <b>91723</b>   | <b>91736</b>  | <b>91753</b>   |
| Buick; Park Ave.; 1995-1991; V6-3.8<br>Olds; Eighty Eight; 1995; V6-3.8<br>Olds; Ninety Eight; 1995-1992; V6-3.8<br>Pont; Bonneville; 1995-1992; V6-3.8  | Ford; Taurus; 1993-1990; V6-3.8<br>Linc; Continental; 1994-1990; V6-3.8<br>Merc; Sable; 1993-1990; V6-3.8   | Dodge; Raider; 1989-1987; L4-2.6<br>Mits; Montero; 1989-1986; L4-2.6   |
| <b>91724</b>   | <b>91737</b>  | <b>91754</b>   |
| Cad; Deville; 1992-1991; V8-4.9<br>Cad; Sixty Special; 1993; V8-4.9  | Ford; Taurus; 1993-1992; V6-3.8<br>Linc; Continental; 1993-1992; V6-3.8<br>Merc; Sable; 1993-1992; V6-3.8   | Saab; 9000; 1990-1986; L4-2.0  |
| <b>91725</b>   | <b>91738</b>  | <b>91755</b>   |
| Cad; Deville; 1993; V8-4.9<br>Cad; Sixty Special; 1993; V8-4.9   | Ford; Taurus; 1993; V6-3.0<br>Merc; Sable; 1993; V6-3.0   | Niss; 300ZX; 1995-1990; V6-3.0   |
| <b>91726</b>   | <b>91739</b>  | <b>91756</b>   |
| Chev; P30; 1995-1990; GM V8-7.4  | Ford; Probe; 1995-1993; L4-2.0<br>Mazda; MX-6; 1993; L4-2.0<br>Mazda; 626; 1993; L4-2.0   | Niss; 200SX; 1988-1987; V6-3.0   |
| <b>91727</b>   | <b>91740</b>  | <b>91757</b>   |
| Chev; P Van; 1995; V6-4.3<br>GMC; P Van; 1995; V6-4.3<br>Chev; P30; 1991-1990; GM V8-5.7<br>Chev; P30; 1995-1990; GM V8-7.4<br>GMC; P3500; 1995-1993; V8-7.4   | Ford; Taurus; 1993; V6-3.0<br>Merc; Sable; 1993; V6-3.0   | Niss; Pathfinder; 1990-1989; V6-3.0<br>Niss; Pickup; 1993-1990; V6-3.0   |
| <b>91728</b>   | <b>91741</b>  | <b>91758</b>   |
| Chev; P30; 1991-1990; GM V8-5.7  | Ford; Escort; 1995-1991; L4-1.8<br>Merc; Tracer; 1995-1991; L4-1.8  | Niss; Pathfinder; 1992-1991; V6-3.0  |
| <b>91729</b>   | <b>91743</b>  | <b>91759</b>   |
| Chev; P Van; 1993-1990; V6-4.3<br>GMC; P Van; 1993-1990; V6-4.3  | Ford; F Pickup; 1995-1993; L6-4.9   | Toy.; Tercel; 1989; L4-1.5   |
| <b>91730</b>   | <b>91744</b>  | <b>91760</b>   |
| Chev; Blazer Full Size; 1994-1992; V8-5.7<br>Chev; Blazer Full Size; 1994; V8-6.5 Dsl<br>Chev; C&K Pickup; 1994-1992; V8-5.7<br>Chev; C&K Pickup; 1994-1992; V8-6.5 Dsl<br>Chev; C&K Pickup; 1994-1992; V8-7.4<br>Chev; Suburban; 1994-1992; V8-5.7<br>Chev; Suburban; 1994; V8-6.5 Dsl<br>Chev; Suburban; 1994-1992; V8-7.4<br>GMC; C&K Pickup; 1994-1992; V8-5.7<br>GMC; C&K Pickup; 1994-1992; V8-6.5 Dsl<br>GMC; C&K Pickup; 1994-1992; V8-7.4<br>GMC; Suburban; 1994-1992; V8-5.7<br>GMC; Suburban; 1994; V8-6.5 Dsl<br>GMC; Suburban; 1994-1992; V8-7.4<br>GMC; Yukon; 1994-1992; V8-5.7<br>GMC; Yukon; 1994; V8-6.5 Dsl | Ford; F Pickup; 1995-1992; V8-7.3 Dsl<br>Ford; Super Duty Pickup; 1995-1992; V8-7.3 Dsl<br>Ford; F Super Duty; 1995; V8-7.3 Dsl   | Toy.; Land Cruiser; 1992-1990; L6-4.0  |
| <b>91731</b>   | <b>91745</b>  | <b>91761</b>   |
| Chev; C&K Pickup; 1994-1992; V8-5.7<br>Chev; C&K Pickup; 1994-1992; V8-7.4<br>GMC; C&K Pickup; 1994-1992; V8-5.7<br>GMC; C&K Pickup; 1994-1992; V8-7.4   | Honda; Accord; 1989; L4-2.0   | Toy.; Supra; 1993-1989; L6-3.0   |
|  | <b>91746</b>  | <b>91762</b>   |
|  | Honda; Accord; 1993-1990; L4-2.2  | Toy.; Tercel; 1991; L4-1.5   |
|  | <b>91747</b>  | <b>91763</b>   |
|  | Honda; Prelude; 1990-1989; L4-2.0   | Toy.; Paseo; 1995-1992; L4-1.5<br>Toy.; Tercel; 1994-1991; L4-1.5  |
|  | <b>91748</b>  | <b>91764</b>   |
|  | Honda; Prelude; 1988; L4-2.0  | Toy.; Pickup; 1995-1990; V6-3.0<br>Toy.; 4 Runner; 1995-1990; V6-3.0   |

**SYSTEM  
PUMP &  
GEAR  
IDENT.**

**SYSTEM &  
COM-  
PONENT  
IDENT.**

**PASS.  
CARS**

**LIGHT  
TRUCKS**

**MEDIUM/  
HEAVY  
TRUCKS**

**BUSES**

**HOSE  
NUMER-  
ICAL**

**REPAIR  
KITS**

**KIT  
NUMER-  
ICAL**

**ILLUST-  
RATIONS**

# Numerical Listing - Power Steering Hose Assemblies and End Fittings

| <b>SYSTEM PUMP &amp; GEAR IDENT.</b> | <b>91767</b><br>Ford; Thunderbird; 1995-1990; V6-3.8<br>Merc; Cougar; 1995-1990; V6-3.8  | <b>91783</b><br>Buick; Riviera; 1995; V6-3.8   | <b>91796 - Continued</b><br>Pont; Grand Prix; 1995-1994; V6-3.1  |
|--------------------------------------|--|--|--|
| <b>SYSTEM &amp; COMPONENT IDENT.</b> | <b>91768</b><br>Ford; Tempo; 1991-1984; L4-2.3<br>Merc; Topaz; 1991-1984; L4-2.3   | <b>91784</b><br>Buick; Electra; 1990-1987; V6-3.8<br>Buick; Lesabre; 1990-1987; V6-3.8<br>Olds; Delta 88; 1988-1987; V6-3.8<br>Olds; Eighty Eight; 1991-1987; V6-3.8<br>Pont; Bonneville; 1991-1987; V6-3.8                      | <b>91797</b><br>Acura; Integra; 1993-1990; L4-1.7  |
| <b>PASS. CARS</b>                    | <b>91769</b><br>Ford; Tempo; 1994-1992; V6-3.0<br>Merc; Topaz; 1994-1992; V6-3.0   | <b>91785</b><br>Buick; Riviera; 1986; V6-3.8<br>Cad; Eldorado; 1986; V8-4.1<br>Cad; Seville; 1986; V8-4.1<br>Olds; Toronado; 1986; V6-3.8  | <b>91798</b><br>Acura; Legend; 1995-1991; V6-3.2   |
| <b>LIGHT TRUCKS</b>                  | <b>91770</b><br>Ford; Tempo; 1994-1992; L4-2.3<br>Merc; Topaz; 1994-1992; L4-2.3   | <b>91786</b><br>Buick; Reatta; 1988; V6-3.8<br>Buick; Riviera; 1988-1987; V6-3.8<br>Cad; Eldorado; 1987-1988; V8-4.1<br>Olds; Toronado; 1988-1987; V6-3.8  | <b>91799</b><br>Cad; Deville; 1995-1993; V8-4.6<br>Cad; Seville; 1995-1993; V8-4.6   |
| <b>MEDIUM/HEAVY TRUCKS</b>           | <b>91771</b><br>Ford; Taurus; 1993-1990; V6-3.8<br>Linc; Continental; 1993-1988; V6-3.8<br>Merc; Sable; 1993-1990; V6-3.8  | <b>91787</b><br>Buick; Reatta; 1988; V6-3.8<br>Buick; Riviera; 1988-1987; V6-3.8<br>Olds; Toronado; 1988-1987; V6-3.8  | <b>91800</b><br>Cad; Deville; 1995-1993; V8-4.9<br>Cad; Eldorado; 1993; V8-4.9<br>Cad; Seville; 1993; V8-4.9<br>Cad; Sixty Special; 1993; V8-4.9   |
| <b>BUSES</b>                         | <b>91772</b><br>Ford; Taurus; 1993-1990; V6-3.8<br>Linc; Continental; 1993-1990; V6-3.8<br>Merc; Sable; 1993-1990; V6-3.8  | <b>91788</b><br>Buick; Reatta; 1991-1989; V6-3.8<br>Buick; Riviera; 1991-1989; V6-3.8<br>Cad; Eldorado; 1990-1989; V8-4.5<br>Cad; Eldorado; 1991-1989; V8-4.9<br>Cad; Seville; 1991; V8-4.9<br>Olds; Toronado; 1991-1989; V6-3.8 | <b>91802</b><br>Chev; Caprice; 1995-1994; V8-4.3   |
| <b>HOSE NUMERICAL</b>                | <b>91773</b><br>Ford; Taurus; 1990; V6-3.8<br>Linc; Continental; 1990-1988; V6-3.8<br>Merc; Sable; 1990; V6-3.8  | <b>91789</b><br>Buick; Reatta; 1991-1989; V6-3.8<br>Buick; Riviera; 1991-1989; V6-3.8<br>Olds; Toronado; 1991-1989; V6-3.8   | <b>91803</b><br>Chev; Camaro; 1995-1993; V8-5.7<br>Pont; Firebird; 1995-1993; V8-5.7   |
| <b>REPAIR KITS</b>                   | <b>91774</b><br>Ford; Taurus; 1995-1989; V6-3.0  | <b>91790</b><br>Cad; Eldorado; 1990-1989; V8-4.5   | <b>91804</b><br>Chev; Cavalier; 1995; L4-2.2<br>Pont; Sunfire; 1995; L4-2.2  |
| <b>KIT NUMERICAL</b>                 | <b>91775</b><br>Ford; Taurus; 1991-1990; V6-3.0<br>Merc; Sable; 1991-1990; V6-3.0  | <b>91791</b><br>Cad; Eldorado; 1990; V8-4.5<br>Cad; Eldorado; 1992-1990; V8-4.9<br>Cad; Seville; 1992-1991; V8-4.9   | <b>91805</b><br>Buick; Regal; 1989-1988; V6-2.8<br>Buick; Regal; 1990-1989; V6-3.1<br>Chev; Lumina; 1990; V6-3.1<br>Olds; Cutlass Ciera; 1989-1988; V6-2.8<br>Olds; Cutlass Cruiser; 1990-1988; V6-3.3<br>Olds; Cutlass Supreme; 1990-1989; V6-3.1<br>Pont; Grand Prix; 1989-1988; V6-2.8<br>Pont; Grand Prix; 1990-1989; V6-3.1 |
| <b>ILLUSTRATIONS</b>                 | <b>91776</b><br>Ford; Taurus; 1995-1988; V6-3.8<br>Merc; Sable; 1995-1988; V6-3.8  | <b>91792</b><br>Buick; Riviera; 1993-1992; V6-3.8<br>Cad; Eldorado; 1992; V8-4.9<br>Cad; Seville; 1992; V8-4.9<br>Olds; Toronado; 1992; V6-3.8   | <b>91806</b><br>Buick; Regal; 1991-1990; V6-3.8  |
|                                      | <b>91777</b><br>Ford; Taurus; 1993-1992; V6-3.0<br>Merc; Sable; 1993-1992; V6-3.0  | <b>91793</b><br>Buick; Riviera; 1993-1992; V6-3.8<br>Olds; Toronado; 1992; V6-3.8  | <b>91807</b><br>Buick; Regal; 1995-1992; V6-3.8  |
|                                      | <b>91778</b><br>Buick; Century; 1995-1994; V6-3.1<br>Olds; Cutlass Ciera; 1995-1994; V6-3.1  | <b>91794</b><br>Buick; Park Ave.; 1995-1991; V6-3.8<br>Olds; Eighty Eight; 1995; V6-3.8<br>Olds; Ninety Eight; 1995-1993; V6-3.8<br>Pont; Bonneville; 1995-1992; V6-3.8  | <b>91808</b><br>Chev; Lumina; 1995; V6-3.4<br>Olds; Cutlass Supreme; 1995-1994; V6-3.4<br>Pont; Grand Prix; 1995-1994; V6-3.4  |
|                                      | <b>91779</b><br>Buick; Roadmaster; 1995-1994; V8-5.7<br>Cad; Fleetwood; 1995-1994; V8-5.7  | <b>91795</b><br>Buick; Riviera; 1995; V6-3.8   | <b>91809</b><br>Olds; Aurora; 1995; V8-4.0   |
|                                      | <b>91780</b><br>Buick; Roadmaster; 1995-1994; V8-5.7<br>Chev; Caprice; 1995-1994; V8-4.3   | <b>91796</b><br>Buick; Regal; 1995-1994; V6-3.1<br>Chev; Lumina; 1995; V6-3.1<br>Chev; Monte Carlo; 1995; V6-3.1<br>Olds; Cutlass Cruiser; 1994; V6-3.1  | <b>91810</b><br>Olds; Aurora; 1995; V8-4.0   |
|                                      | <b>91781</b><br>Olds; Eighty Eight; 1995; V6-3.8<br>Olds; Ninety Eight; 1995; V6-3.8<br>Pont; Bonneville; 1995; V6-3.8   |  | <b>91811</b><br>Olds; Cutlass Supreme; 1993; V6-3.1  |
|                                      | <b>91782</b><br>Buick; Lesabre; 1995-1991; V6-3.8<br>Buick; Park Ave.; 1995-1991; V6-3.8<br>Cad; Deville; 1992-1991; V8-4.9<br>Cad; Sixty Special; 1993; V8-4.9<br>Olds; Eighty Eight; 1995-1990; V6-3.8<br>Olds; Ninety Eight; 1995-1991; V6-3.8<br>Pont; Bonneville; 1995-1990; V6-3.8 |  | <b>91812</b><br>GMC; Jimmy Full Size; 1991-1988; V8-5.7<br>Olds; Cutlass Supreme; 1995; V6-3.1<br>Pont; Grand Prix; 1995; V6-3.1   |
|                                      |  |  | <b>91813</b><br>Chev; C&K Pickup; 1995; V8-6.5 Dsl<br>Chev; C&K Pickup; 1995; V8-7.4<br>Chev; Suburban; 1995; V8-6.5 Dsl<br>Chev; Suburban; 1995; V8-7.4   |



# Numerical Listing - Power Steering Hose Assemblies and End Fittings

| 91813 - Continued   | 91818 - Continued   | 91836   |
|---|---|---|
| Chev; Tahoe; 1995; V8-6.5 Dsl<br>GMC; C&K Pickup; 1995; V8-6.5 Dsl<br>GMC; C&K Pickup; 1995; V8-7.4<br>GMC; Suburban; 1995; V8-6.5 Dsl<br>GMC; Suburban; 1995; V8-7.4<br>GMC; Yukon; 1995; V8-6.5 Dsl   | GMC; Suburban; 1994-1992; V8-5.7<br>GMC; Suburban; 1994; V8-6.5 Dsl<br>GMC; Suburban; 1994-1992; V8-7.4<br>GMC; Yukon; 1994-1992; V8-5.7<br>GMC; Yukon; 1994; V8-6.5 Dsl                  | Ford; Thunderbird; 1995-1994; V8-4.6<br>Linc; Mark VIII; 1995-1993; V8-4.6<br>Merc; Cougar; 1995-1994; V8-4.6   |
| <b>91814</b>  | <b>91819</b>  | <b>91837</b>  |
| Chev; C&K Pickup; 1995; V8-5.7<br>Chev; C&K Pickup; 1995; V8-6.5 Dsl<br>Chev; C&K Pickup; 1995; V8-7.4<br>Chev; Suburban; 1995; V8-5.7<br>Chev; Suburban; 1995; V8-6.5 Dsl<br>Chev; Suburban; 1995; V8-7.4<br>Chev; Tahoe; 1995; V8-5.7<br>Chev; Tahoe; 1995; V8-6.5 Dsl<br>GMC; C&K Pickup; 1995; V8-5.7<br>GMC; C&K Pickup; 1995; V8-6.5 Dsl<br>GMC; C&K Pickup; 1995; V8-7.4<br>GMC; Suburban; 1995; V8-5.7<br>GMC; Suburban; 1995; V8-6.5 Dsl<br>GMC; Suburban; 1995; V8-7.4<br>GMC; Yukon; 1995; V8-5.7<br>GMC; Yukon; 1995; V8-6.5 Dsl  | Chev; Astro; 1995; V6-4.3<br>GMC; Safari; 1995; V6-4.3  | Ford; Contour; 1995; L4-2.0<br>Merc; Mystique; 1995; L4-2.0   |
| <b>91815</b>  | <b>91820</b>  | <b>91838</b>  |
| Chev; C&K Pickup; 1995; V8-5.7<br>Chev; Suburban; 1995; V8-5.7<br>Chev; Tahoe; 1995; V8-5.7<br>GMC; C&K Pickup; 1995; V8-5.7<br>GMC; Suburban; 1995; V8-5.7<br>GMC; Yukon; 1995; V8-5.7   | Chev; P Van; 1995-1994; V6-4.3<br>GMC; P Van; 1995-1994; V6-4.3   | Ford; Contour; 1995; V6-2.5<br>Merc; Mystique; 1995; V6-2.5   |
| <b>91816</b>  | <b>91821</b>  | <b>91839</b>  |
| Chev; C&K Pickup; 1995; V8-5.7<br>Chev; C&K Pickup; 1995; V8-6.5 Dsl<br>Chev; C&K Pickup; 1995; V8-7.4<br>Chev; Suburban; 1995; V8-6.5 Dsl<br>Chev; Suburban; 1995; V8-7.4<br>Chev; Tahoe; 1995; V8-5.7<br>Chev; Tahoe; 1995; V8-6.5 Dsl<br>GMC; C&K Pickup; 1995; V8-5.7<br>GMC; C&K Pickup; 1995; V8-6.5 Dsl<br>GMC; C&K Pickup; 1995; V8-7.4<br>GMC; Suburban; 1995; V8-5.7<br>GMC; Suburban; 1995; V8-6.5 Dsl<br>GMC; Yukon; 1995; V8-5.7<br>GMC; Yukon; 1995; V8-6.5 Dsl   | Chev; P Van; 1995; V8-6.5 Dsl<br>GMC; P Van; 1995; V8-6.5 Dsl   | Ford; Contour; 1995; L4-2.0<br>Ford; Contour; 1995; V6-2.5<br>Merc; Mystique; 1995; L4-2.0<br>Merc; Mystique; 1995; V6-2.5  |
| <b>91817</b>  | <b>91822</b>  | <b>91840</b>  |
| Chev; C&K Pickup; 1995; V8-5.7<br>Chev; C&K Pickup; 1995; V8-6.5 Dsl<br>Chev; C&K Pickup; 1995; V8-7.4<br>GMC; C&K Pickup; 1995; V8-5.7<br>GMC; C&K Pickup; 1995; V8-6.5 Dsl<br>GMC; C&K Pickup; 1995; V8-7.4<br>GMC; Suburban; 1995; V8-5.7<br>GMC; Suburban; 1995; V8-6.5 Dsl<br>GMC; Yukon; 1995; V8-5.7<br>GMC; Yukon; 1995; V8-6.5 Dsl   | Chev; P Van; 1995; V8-6.5 Dsl<br>GMC; P Van; 1995; V8-6.5 Dsl   | Ford; Thunderbird; 1995-1990; V6-3.8<br>Merc; Cougar; 1990; V6-3.8  |
| <b>91818</b>  | <b>91823</b>  | <b>91841</b>  |
| Chev; Blazer Full Size; 1994-1992; V8-5.7<br>Chev; Blazer Full Size; 1988; V8-5.7<br>Chev; Blazer Full Size; 1994; V8-6.5 Dsl<br>Chev; C&K Pickup; 1991-1988; V6-4.3<br>Chev; C&K Pickup; 1991-1988; V8-5.0<br>Chev; C&K Pickup; 1994-1988; V8-5.7<br>Chev; C&K Pickup; 1993-1988; V8-6.2 Dsl<br>Chev; C&K Pickup; 1994-1992; V8-6.5 Dsl<br>Chev; C&K Pickup; 1994-1988; V8-7.4<br>Chev; Suburban; 1994-1988; V8-5.7<br>Chev; Suburban; 1994; V8-6.5 Dsl<br>Chev; Suburban; 1994-1989; V8-7.4<br>GMC; C&K Pickup; 1991-1988; V6-4.3<br>GMC; C&K Pickup; 1991-1988; V8-5.0<br>GMC; C&K Pickup; 1994-1988; V8-5.7<br>GMC; C&K Pickup; 1993-1988; V8-6.2 Dsl<br>GMC; C&K Pickup; 1994-1992; V8-6.5 Dsl<br>GMC; C&K Pickup; 1994-1988; V8-7.4 | Chry; Concorde; 1995-1993; V6-3.5<br>Chry; Intrepid; 1995-1993; V6-3.5 (Canada)<br>Chry; LHS; 1995-1994; V6-3.5<br>Dodge; Intrepid; 1995-1993; V6-3.5<br>Eagle; Vision; 1995-1993; V6-3.5 | Ford; Thunderbird; 1993-1991; V8-5.0<br>Merc; Cougar; 1993-1991; V8-5.0   |
|   | <b>91826</b>  | <b>91842</b>  |
|   | Ford; Tempo; 1988-1984; L4-2.3<br>Merc; Topaz; 1988-1984; L4-2.3  | Ford; Thunderbird; 1993-1991; V8-5.0<br>Merc; Cougar; 1993-1991; V8-5.0   |
|   | <b>91827</b>  | <b>91843</b>  |
|   | Ford; Tempo; 1991-1990; L4-2.3<br>Merc; Topaz; 1991-1990; L4-2.3  | Ford; Tempo; 1989-1988; L4-2.3<br>Merc; Topaz; 1989-1988; L4-2.3  |
|   | <b>91828</b>  | <b>91844</b>  |
|   | Ford; Tempo; 1994-1992; L4-2.3<br>Merc; Topaz; 1994-1992; L4-2.3  | Ford; Bronco; 1992-1990; L6-4.9<br>Ford; F Pickup; 1995-1993; L6-4.9  |
|   | <b>91829</b>  | <b>91845</b>  |
|   | Ford; Tempo; 1994-1992; V6-3.0<br>Merc; Topaz; 1994-1992; V6-3.0  | Ford; F Pickup; 1995-1993; L6-4.9   |
|   | <b>91830</b>  | <b>91846</b>  |
|   | Ford; Taurus; 1995-1994; V6-3.8<br>Linc; Continental; 1994; V6-3.8<br>Merc; Sable; 1995-1994; V6-3.8  | Ford; Bronco; 1995-1991; V8-5.0<br>Ford; Bronco; 1995-1990; V8-5.8<br>Ford; Bronco Full Size; 1990; V8-5.8<br>Ford; F Pickup; 1992-1990; L6-4.9<br>Ford; F Pickup; 1995-1990; V8-5.0<br>Ford; F Pickup; 1995-1990; V8-5.8   |
|   | <b>91831</b>  | <b>91847</b>  |
|   | Linc; Continental; 1995; V8-4.6   | Ford; F Pickup; 1995-1993; V8-5.0<br>Ford; F Pickup; 1995-1993; V8-5.8  |
|   | <b>91832</b>  | <b>91848</b>  |
|   | Ford; Taurus; 1995-1993; V6-3.2   | Ford; Country Sedan; 1972; V8-302<br>Ford; Country Sedan; 1974-1972; V8-351<br>Ford; Country Sedan; 1974-1972; V8-400<br>Ford; Country Sedan; 1972; V8-429<br>Ford; Country Squire; 1972; V8-302<br>Ford; Country Squire; 1974-1972; V8-351<br>Ford; Country Squire; 1974-1972; V8-400<br>Ford; Country Squire; 1972; V8-429<br>Ford; Custom; 1972; V8-302<br>Ford; Custom; 1972; V8-351<br>Ford; Custom; 1972; V8-400<br>Ford; Custom; 1972; V8-429<br>Ford; Custom 500; 1972; V8-302<br>Ford; Custom 500; 1974-1972; V8-351<br>Ford; Custom 500; 1974-1972; V8-400<br>Ford; Custom 500; 1972; V8-429<br>Ford; Galaxie 500; 1972; V8-302<br>Ford; Galaxie 500; 1974-1972; V8-351 |
|   | <b>91833</b>  |   |
|   | Ford; Taurus; 1995-1994; V6-3.0<br>Merc; Sable; 1995-1994; V6-3.0   |   |
|   | <b>91834</b>  |   |
|   | Ford; Taurus; 1995-1994; V6-3.0<br>Merc; Sable; 1995-1994; V6-3.0   |   |
|   | <b>91835</b>  |   |
|   | Ford; Taurus; 1995-1994; V6-3.8<br>Merc; Sable; 1995-1994; V6-3.8   |   |

|                                      |
|--------------------------------------|
| SYSTEM<br>PUMP &<br>GEAR<br>IDENT.   |
| SYSTEM &<br>COM-<br>PONENT<br>IDENT. |
| PASS.<br>CARS                        |
| LIGHT<br>TRUCKS                      |
| MEDIUM/<br>HEAVY<br>TRUCKS           |
| BUSES                                |
| HOSE<br>NUMER-<br>ICAL               |
| REPAIR<br>KITS                       |
| KIT<br>NUMER-<br>ICAL                |
| ILLUST-<br>RATIONS                   |



# Numerical Listing - Power Steering Hose Assemblies and End Fittings

|                                      | <b>91848 - Continued</b>   | <b>91859</b>   | <b>91872</b>  |
|--------------------------------------|--|--|---|
| <b>SYSTEM PUMP &amp; GEAR IDENT.</b> | Ford; Galaxie 500; 1974-1972; V8-400<br>Ford; Galaxie 500; 1972; V8-429<br>Ford; Gran Torino; 1972; V8-302<br>Ford; Gran Torino; 1972; V8-351<br>Ford; Gran Torino; 1972; V8-400<br>Ford; Gran Torino; 1972; V8-429<br>Ford; Ltd; 1972; V8-302<br>Ford; Ltd; 1974-1972; V8-351<br>Ford; Ltd; 1974-1972; V8-400<br>Ford; Ltd; 1972; V8-429<br>Ford; Ranch Wagon; 1972; V8-302<br>Ford; Ranch Wagon; 1974-1972; V8-351<br>Ford; Ranch Wagon; 1974-1972; V8-400<br>Ford; Ranch Wagon; 1972; V8-429<br>Ford; Ranchoero; 1972; V8-302<br>Ford; Ranchoero; 1972; V8-351<br>Ford; Ranchoero; 1972; V8-400<br>Ford; Ranchoero; 1972; V8-429<br>Ford; Torino; 1972; V8-302<br>Ford; Torino; 1972; V8-351<br>Ford; Torino; 1972; V8-400<br>Ford; Torino; 1972; V8-429<br>Merc; Colony Park; 1974-1972; V8-400<br>Merc; Colony Park; 1972; V8-429<br>Merc; Marquis; 1974-1972; V8-400<br>Merc; Marquis; 1972; V8-429<br>Merc; Monterey; 1974-1972; V8-400<br>Merc; Monterey; 1972; V8-429 | Toy.; Camry; 1992; L4-2.2  | Niss; Pulsar NX; 1988; L4-1.6<br>Niss; Sentra; 1986; L4-1.6   |
| <b>SYSTEM &amp; COMPONENT IDENT.</b> | Ford; Ranch Wagon; 1972; V8-302<br>Ford; Ranch Wagon; 1974-1972; V8-351<br>Ford; Ranch Wagon; 1974-1972; V8-400<br>Ford; Ranch Wagon; 1972; V8-429<br>Ford; Ranchoero; 1972; V8-302<br>Ford; Ranchoero; 1972; V8-351<br>Ford; Ranchoero; 1972; V8-400<br>Ford; Ranchoero; 1972; V8-429<br>Ford; Torino; 1972; V8-302<br>Ford; Torino; 1972; V8-351<br>Ford; Torino; 1972; V8-400<br>Ford; Torino; 1972; V8-429<br>Merc; Colony Park; 1974-1972; V8-400<br>Merc; Colony Park; 1972; V8-429<br>Merc; Marquis; 1974-1972; V8-400<br>Merc; Marquis; 1972; V8-429<br>Merc; Monterey; 1974-1972; V8-400<br>Merc; Monterey; 1972; V8-429  | <b>91860</b><br>Toy.; Camry; 1995-1992; L4-2.2   | <b>91873</b><br>Niss; Pickup; 1984; L4-2.0<br>Niss; Pickup; 1986-1983; L4-2.4<br>Niss; Pickup; 1986; L4-2.5 Dsl   |
| <b>PASS. CARS</b>                    | Ford; Ranch Wagon; 1972; V8-302<br>Ford; Ranchoero; 1972; V8-302<br>Ford; Ranchoero; 1972; V8-351<br>Ford; Ranchoero; 1972; V8-400<br>Ford; Ranchoero; 1972; V8-429<br>Ford; Torino; 1972; V8-302<br>Ford; Torino; 1972; V8-351<br>Ford; Torino; 1972; V8-400<br>Ford; Torino; 1972; V8-429<br>Merc; Colony Park; 1974-1972; V8-400<br>Merc; Colony Park; 1972; V8-429<br>Merc; Marquis; 1974-1972; V8-400<br>Merc; Marquis; 1972; V8-429<br>Merc; Monterey; 1974-1972; V8-400<br>Merc; Monterey; 1972; V8-429   | <b>91861</b><br>Lexus; ES300; 1995-1994; V6-3.0<br>Toy.; Avalon; 1995; V6-3.0<br>Toy.; Camry; 1995-1994; V6-3.0  | <b>91874</b><br>Ford; E Van; 1971; L6-170<br>Ford; E Van; 1974-1971; L6-240<br>Ford; E Van; 1974-1972; L6-300<br>Ford; E Van; 1974-1971; V8-302   |
| <b>LIGHT TRUCKS</b>                  | Ford; Super Duty Pickup; 1995-1992; V8-7.3 Dsl<br>Ford; Super Duty Pickup; 1995-1992; V8-7.3 Dsl<br>Ford; Super Duty Pickup; 1995-1990; V8-7.5<br>Ford; F Super Duty; 1995; V8-7.3 Dsl<br>Ford; F Super Duty; 1995; V8-7.5   | <b>91862</b><br>Toy.; Supra; 1995-1993; L6-3.0   | <b>91875</b><br>Jeep; CJ; 1978-1976; L6-232<br>Jeep; CJ; 1979-1976; L6-258  |
| <b>MEDIUM/HEAVY TRUCKS</b>           | <b>91849</b>   | <b>91863</b><br>Ford; F Pickup; 1977; V8-351<br>Ford; F Pickup; 1977; V8-400   | <b>91877</b><br>Cad; Deville; 1986; V8-4.1<br>Cad; Fleetwood; 1986; V8-4.1  |
| <b>BUSES</b>                         | <b>91850</b><br>Ford; Windstar; 1995; V6-3.0   | <b>91864</b><br>Buick; Century; 1986-1983; V6-2.8<br>Buick; Skylark; 1985-1983; V6-2.8<br>Chev; Celebrity; 1986-1983; V6-2.8<br>Chev; Citation; 1985; V6-2.8<br>Olds; Cutlass Ciera; 1986-1983; V6-2.8<br>Pont; 6000; 1986-1983; V6-2.8  | <b>91878</b><br>Ford; Thunderbird; 1989; V6-3.8<br>Merc; Cougar; 1989; V6-3.8   |
| <b>HOSE NUMERICAL</b>                | <b>91851</b><br>Ford; Windstar; 1995; V6-3.8   | <b>91865</b><br>Buick; Century; 1987; L4-2.5<br>Chev; Celebrity; 1987; L4-2.5<br>Olds; Cutlass Ciera; 1987; L4-2.5<br>Pont; 6000; 1987; L4-2.5   | <b>91879</b><br>Niss; Stanza; 1986-1982; L4-2.0   |
| <b>REPAIR KITS</b>                   | <b>91852</b><br>Honda; Passport; 1995-1994; L4-2.6<br>Isuzu; Amigo; 1993-1989; L4-2.3<br>Isuzu; Amigo; 1994-1989; L4-2.6<br>Isuzu; Pickup; 1995-1990; L4-2.3<br>Isuzu; Pickup; 1995-1990; L4-2.6<br>Isuzu; Rodeo; 1995-1991; L4-2.6  | <b>91866</b><br>Chev; C&K Pickup; 1986-1982; V8-6.2 Dsl<br>Chev; R&V Pickup; 1991-1987; V8-6.2 Dsl<br>GMC; C&K Pickup; 1986-1982; V8-6.2 Dsl<br>GMC; R&V Pickup; 1991-1987; V8-6.2 Dsl   | <b>91881</b><br>Ford; Taurus; 1995-1994; V6-3.8<br>Linc; Continental; 1994; V6-3.8<br>Merc; Sable; 1995-1994; V6-3.8  |
| <b>KIT NUMERICAL</b>                 | <b>91853</b><br>Honda; Passport; 1995-1994; V6-3.2<br>Isuzu; Trooper; 1995-1992; V6-3.2  | <b>91867</b><br>Ford; F Pickup; 1976; L6-240<br>Ford; F Pickup; 1976; L6-300<br>Ford; F Pickup; 1976; V8-302<br>Ford; F Pickup; 1976; V8-360<br>Ford; F Pickup; 1976; V8-390<br>Ford; F Pickup; 1976; V8-460   | <b>91882</b><br>Ford; Taurus; 1995-1994; V6-3.0<br>Merc; Sable; 1995-1994; V6-3.0   |
| <b>ILLUSTRATIONS</b>                 | <b>91854</b><br>Ford; Probe; 1995-1994; L4-2.0<br>Mazda; 626; 1995-1994; L4-2.0  | <b>91868</b><br>Ford; F Pickup; 1975-1973; L6-240<br>Ford; F Pickup; 1975-1973; L6-300<br>Ford; F Pickup; 1975-1973; V8-302<br>Ford; F Pickup; 1975-1973; V8-360<br>Ford; F Pickup; 1975-1973; V8-390<br>Ford; F Pickup; 1975-1973; V8-460   | <b>91883</b><br>Honda; Prelude; 1988; L4-2.0  |
|                                      | <b>91855</b><br>Niss; 240SX; 1995-1994; L4-2.4   | <b>91869</b><br>Ford; Custom 500; 1977-1976; V8-351<br>Ford; Custom 500; 1976; V8-460<br>Ford; Ltd; 1976; V8-351<br>Ford; Ltd; 1976; V8-400<br>Ford; Ltd; 1976; V8-460<br>Ford; Thunderbird; 1976-1975; V8-460<br>Linc; Mark IV; 1976-1975; V8-460<br>Merc; Grand Marquis; 1976-1975; V8-400 | <b>91884</b><br>Ford; Mustang II; 1976-1974; L4-140<br>Ford; Mustang II; 1976-1974; V6-171<br>Ford; Mustang II; 1976-1975; V8-302<br>Merc; Bobcat; 1976-1975; L4-140                        |
|                                      | <b>91856</b><br>Niss; Pickup; 1995-1994; L4-2.4  | <b>91870</b><br>Linc; Continental; 1976-1975; V8-460   | <b>91885</b><br>Merc; Bobcat; 1980-1977; L4-2.3<br>Merc; Bobcat; 1979-1977; V6-171  |
|                                      | <b>91857</b><br>Niss; Pathfinder; 1995-1993; V6-3.0<br>Niss; Pickup; 1995-1994; V6-3.0   | <b>91871</b><br>Linc; Continental; 1979-1978; V8-400<br>Linc; Continental; 1978-1977; V8-460<br>Linc; Mark V; 1979; V8-400   | <b>91886</b><br>Ford; Ltd; 1986-1984; L4-2.3<br>Ford; Ltd; 1986-1984; V8-5.0<br>Ford; Thunderbird; 1986-1984; V8-5.0<br>Merc; Cougar; 1986-1984; V8-5.0<br>Merc; Marquis; 1986-1985; L4-2.3 |
|                                      | <b>91858</b><br>Subaru; Impreza; 1995-1993; L4-1.8<br>Subaru; Impreza; 1995; L4-2.2<br>Subaru; Legacy; 1995-1990; L4-2.2   |  | <b>91887</b><br>Cad; Eldorado; 1987; V8-4.1<br>Cad; Seville; 1987; V8-4.1   |
|                                      |  |  | <b>91888</b><br>Ford; Taurus; 1995-1994; V6-3.8<br>Linc; Continental; 1994; V6-3.8<br>Merc; Sable; 1995-1994; V6-3.8  |
|                                      |  |  | <b>91890</b><br>Eagle; Premier; 1989-1988; L4-2.5   |

# Numerical Listing - Power Steering Hose Assemblies and End Fittings

|  |  |   |
|--|--|---|
| <p><b>91891</b><br/>Eagle; Premier; 1990-1988; V6-3.0</p> <p><b>91892</b><br/>Cad; Eldorado; 1988; V8-4.5<br/>Cad; Seville; 1988; V8-4.5</p> <p><b>91893</b><br/>Toy.; Corolla; 1988-1987; L4-1.6</p> <p><b>91894</b><br/>Eagle; Medallion; 1989-1988; L4-2.2</p> <p><b>91895</b><br/>Toy.; Pickup; 1990-1989; L4-2.4</p> <p><b>91896</b><br/>Chry; Cirrus; 1995; V6-2.5<br/>Dodge; Stratus; 1995; V6-2.5</p> <p><b>91897</b><br/>Olds; Cutlass Supreme; 1995; V6-3.4<br/>Pont; Grand Prix; 1995; V6-3.4</p> <p><b>91898</b><br/>Ford; Custom 500; 1978; V8-351 (Canada)<br/>Ford; Ltd; 1978-1977; V8-351<br/>Merc; Grand Marquis; 1978-1977; V8-351</p> <p><b>91899</b><br/>Chev; G Van; 1991-1988; V8-5.7<br/>GMC; G Van; 1991-1988; V8-5.7</p> <p><b>91900</b><br/>Niss; Stanza; 1988-1987; L4-2.0</p> <p><b>91901</b><br/>Niss; Stanza; 1987; L4-2.0</p> <p><b>91902</b><br/>Honda; Prelude; 1986-1985; L4-1.8</p> <p><b>91904</b><br/>Dodge; Ram 50 Pickup; 1984-1983; L4-2.0</p> <p><b>91905</b><br/>Chry; Conquest; 1989-1987; L4-2.6<br/>Dodge; Conquest; 1986-1984; L4-2.6<br/>Mits; Starion; 1989-1985; L4-2.6<br/>Ply; Conquest; 1986-1984; L4-2.6</p> <p><b>91906</b><br/>Ford; Taurus; 1993; V6-3.0<br/>Merc; Sable; 1993; V6-3.0</p> <p><b>91907</b><br/>Mits; Montero; 1994-1992; V6-3.0</p> <p><b>91908</b><br/>Toy.; Pickup; 1995-1990; V6-3.0</p> <p><b>91909</b><br/>Dodge; Ram 50 Pickup; 1993-1990; L4-2.4<br/>Mits; Pickup; 1994-1991; L4-2.4</p> <p><b>91910</b><br/>Niss; Stanza; 1986; L4-2.0</p> | <p><b>91911</b><br/>Buick; Regal; 1993-1991; V6-3.1<br/>Chev; Lumina; 1994-1991; V6-3.1<br/>Chev; Lumina; 1995-1991; V6-3.4<br/>Chev; Monte Carlo; 1995; V6-3.4<br/>Olds; Cutlass Cruiser; 1993; V6-3.3<br/>Olds; Cutlass Supreme; 1993-1991; V6-3.1<br/>Olds; Cutlass Supreme; 1995-1991; V6-3.4<br/>Pont; Grand Prix; 1993-1991; V6-3.1<br/>Pont; Grand Prix; 1995-1991; V6-3.4</p> <p><b>91912</b><br/>Toy.; Camry; 1991-1987; L4-2.0</p> <p><b>91913</b><br/>Olds; Aurora; 1995; V8-4.0</p> <p><b>91914</b><br/>Ford; Taurus; 1993; V6-3.0<br/>Merc; Sable; 1993; V6-3.0</p> <p><b>91915</b><br/>Cad; Deville; 1987; V8-4.1<br/>Cad; Deville; 1990-1988; V8-4.5<br/>Cad; Fleetwood; 1990-1988; V8-4.5</p> <p><b>91916</b><br/>Ford; F Pickup; 1975-1973; L6-240<br/>Ford; F Pickup; 1975-1973; L6-300<br/>Ford; F Pickup; 1977; V8-302<br/>Ford; F Pickup; 1975-1973; V8-302<br/>Ford; F Pickup; 1977; V8-351<br/>Ford; F Pickup; 1975-1973; V8-360<br/>Ford; F Pickup; 1975-1973; V8-390<br/>Ford; F Pickup; 1977; V8-400<br/>Ford; F Pickup; 1977; V8-460<br/>Ford; F Pickup; 1975-1973; V8-460</p> <p><b>91917</b><br/>Ford; Probe; 1995-1994; V6-2.5<br/>Mazda; MX-6; 1995-1993; V6-2.5<br/>Mazda; 626; 1995-1993; V6-2.5</p> <p><b>91918</b><br/>Dodge; Ram 50 Pickup; 1986-1982; L4-2.6<br/>Mits; Pickup; 1986-1983; L4-2.6</p> <p><b>91919</b><br/>Toy.; Corolla; 1983; L4-1.6</p> <p><b>91920</b><br/>Dodge; Ram 50 Pickup; 1984-1983; L4-2.0</p> <p><b>91921</b><br/>Dodge; Ram 50 Pickup; 1989-1987; L4-2.6<br/>Mits; Pickup; 1989-1987; L4-2.6</p> <p><b>91922</b><br/>Dodge; Ram 50 Pickup; 1989-1987; L4-2.0<br/>Mits; Pickup; 1989-1987; L4-2.0</p> <p><b>91923</b><br/>Dodge; Ram 50 Pickup; 1989-1987; L4-2.0<br/>Dodge; Ram 50 Pickup; 1989-1987; L4-2.6<br/>Mits; Pickup; 1989-1987; L4-2.0<br/>Mits; Pickup; 1989-1987; L4-2.6</p> <p><b>91924</b><br/>Chev; C50; 1990-1988; GM V8-5.7<br/>Chev; C50; 1990; GM V8-6.0<br/>Chev; C50; 1990-1988; GM V8-7.0<br/>Chev; C60; 1990-1985; GM V8-7.0</p> | <p><b>91924 - Continued</b><br/>Chev; C60; 1990-1985; GM V8-6.0<br/>Chev; C60; 1990-1985; GM V8-7.0<br/>Chev; C70; 1989-1985; GM V8-7.0<br/>GMC; C5000; 1988; V8-5.7<br/>GMC; C6000; 1988-1985; V8-5.7<br/>GMC; C7000; 1989-1985; DetrDsl V8-8.2<br/>GMC; C7000; 1987-1985; V8-7.0</p> <p><b>91925</b><br/>Chev; C50; 1990; GM V8-6.0<br/>Chev; C50; 1990; GM V8-7.0<br/>Chev; C60; 1990; Cat 3116 Dsl<br/>Chev; C70; 1990; Cat 3116 Dsl<br/>Chev; C70; 1990; GM V8-6.0<br/>Chev; C70; 1990; GM V8-7.0<br/>Chev; Kodiak C5500; 1995-1991; GM V8-6.0<br/>Chev; Kodiak C5500; 1995-1991; GM V8-7.0<br/>Chev; Kodiak C6500; 1995-1991; Cat 3116 Dsl<br/>Chev; Kodiak C6500; 1995-1991; GM V8-6.0<br/>Chev; Kodiak C6500; 1995-1991; GM V8-7.0<br/>Chev; Kodiak C7500; 1995-1991; Cat 3116 Dsl<br/>Chev; Kodiak C7500; 1995-1991; GM V8-6.0<br/>Chev; Kodiak C7500; 1995-1991; GM V8-7.0<br/>GMC; C6000; 1989-1988; V8-6.0<br/>GMC; Topkick C5500; 1995-1990; V8-6.0<br/>GMC; Topkick C5500; 1995-1990; V8-7.0<br/>GMC; Topkick C6500; 1995-1990; Cat 3116 Dsl<br/>GMC; Topkick C6500; 1995-1990; V8-6.0<br/>GMC; Topkick C6500; 1995-1990; V8-7.0<br/>Chev; B7; 1995-1993; Cat 3116 Dsl<br/>GMC; B6000 B6P; 1995-1992; Cat 3116 Dsl</p> <p><b>91926</b><br/>Int/Nav; F1954; 1988-1986; Int/Nav DT466 Dsl<br/>Int/Nav; F1954; 1984-1979; Int/Nav DT466 Dsl<br/>Int/Nav; F1954; 1979; Int/Nav DTA466 Dsl<br/>Int/Nav; F1954; 1979; Int/Nav DTI466 Dsl<br/>Int/Nav; F1954; 1982-1980; Int/Nav V8-9.0 Dsl<br/>Int/Nav; F2554; 1988-1978; Int/Nav DT466 Dsl<br/>Int/Nav; F2554; 1978; Int/Nav DTA466 Dsl<br/>Int/Nav; F2554; 1978; Int/Nav DTI466 Dsl<br/>Int/Nav; F2654; 1988-1980; Int/Nav DT466 Dsl<br/>Int/Nav; 1654; 1982-1981; Int/Nav V8-9.0 Dsl<br/>Int/Nav; 1754; 1988-1986; Int/Nav DT360 Dsl<br/>Int/Nav; 1754; 1979; Int/Nav DT466 Dsl<br/>Int/Nav; 1754; 1987-1980; Int/Nav V8-9.0 Dsl<br/>Int/Nav; 1854; 1988-1979; Int/Nav DT360 Dsl<br/>Int/Nav; 1854; 1979; Int/Nav DTA466 Dsl<br/>Int/Nav; 1854; 1979; Int/Nav DTI466 Dsl<br/>Int/Nav; 1854; 1987-1980; Int/Nav V8-9.0 Dsl<br/>Int/Nav; 1954; 1988-1979; Int/Nav DT466 Dsl<br/>Int/Nav; 1954; 1979; Int/Nav DTA466 Dsl<br/>Int/Nav; 1954; 1979; Int/Nav DTI466 Dsl<br/>Int/Nav; 1954; 1984; Int/Nav V8-9.0 Dsl<br/>Int/Nav; 1955; 1988-1979; Int/Nav DT466 Dsl<br/>Int/Nav; 1955; 1979; Int/Nav DTA466 Dsl<br/>Int/Nav; 1955; 1979; Int/Nav DTI466 Dsl<br/>Int/Nav; 1955; 1981-1980; Int/Nav V8-9.0 Dsl<br/>Int/Nav; 2155; 1988-1980; Int/Nav DT466 Dsl<br/>Int/Nav; 2155; 1980; Int/Nav V8-9.0 Dsl<br/>Int/Nav; 2554; 1988-1980; Int/Nav DT466 Dsl<br/>Int/Nav; 2554; 1978; Int/Nav DT466 Dsl<br/>Int/Nav; 2654; 1978; Int/Nav DT466 Dsl</p> <p><b>91927</b><br/>Ford; LN600; 1985-1983; DetrDsl V8-8.2<br/>Ford; LN700; 1985-1983; DetrDsl V8-8.2</p> <p><b>91928</b><br/>Ford; LN600; 1985-1981; DetrDsl V8-8.2<br/>Ford; LN700; 1987-1981; DetrDsl V8-8.2</p> <p><b>91930</b><br/>Ford; F600; 1987-1980; V8-6.1<br/>Ford; F700; 1987-1980; V8-6.1<br/>Ford; F700; 1987-1980; V8-7.0<br/>Ford; F800; 1987-1980; V8-6.1<br/>Ford; F800; 1987-1980; V8-7.0</p> |
|--|--|---|

**SYSTEM  
PUMP &  
GEAR  
IDENT.**

**SYSTEM &  
COM-  
PONENT  
IDENT.**

**PASS.  
CARS**

**LIGHT  
TRUCKS**

**MEDIUM/  
HEAVY  
TRUCKS**

**BUSES**

**HOSE  
NUMER-  
ICAL**

**REPAIR  
KITS**

**KIT  
NUMER-  
ICAL**

**ILLUST-  
RATIONS**

# Numerical Listing - Power Steering Hose Assemblies and End Fittings

**SYSTEM  
PUMP &  
GEAR  
IDENT.**

**SYSTEM &  
COM-  
PONENT  
IDENT.**

**PASS.  
CARS**

**LIGHT  
TRUCKS**

**MEDIUM/  
HEAVY  
TRUCKS**

**BUSES**

**HOSE  
NUMER-  
ICAL**

**REPAIR  
KITS**

**KIT  
NUMER-  
ICAL**

**ILLUST-  
RATIONS**

## 91930 - Continued

Ford; B600; 1989-1984; V8-6.1  
Ford; B700; 1989-1980; V8-6.1  
Ford; B700; 1989-1982; V8-7.0

### 91931

Ford; LN7000; 1985-1984; Cat 3208 Dsl

### 91932

Int/Nav; 4700; 1993-1990; Int/Nav DT360 Dsl  
Int/Nav; 4800; 1993-1990; Int/Nav DT360 Dsl  
Int/Nav; 4800; 1993-1990; Int/Nav DT466 Dsl  
Int/Nav; 4900; 1993; Int/Nav DT360 Dsl  
Int/Nav; 4900; 1993-1990; Int/Nav DT466 Dsl  
Int/Nav; 7100; 1993-1990; Int/Nav DT466 Dsl  
Int/Nav; 1753; 1989; Int/Nav V8-7.3 Dsl  
Int/Nav; 1853; 1989; Int/Nav DT360 Dsl  
Int/Nav; 1853; 1989; Int/Nav DT466 Dsl  
Int/Nav; 3600; 1993-1991; Int/Nav DT360 Dsl  
Int/Nav; 3600; 1993-1991; Int/Nav DT466 Dsl  
Int/Nav; 3700; 1993-1991; Int/Nav DT360 Dsl  
Int/Nav; 3700; 1993-1990; Int/Nav DT466 Dsl  
Int/Nav; 3800; 1993-1990; Int/Nav DT360 Dsl  
Int/Nav; 3800; 1993-1990; Int/Nav DT466 Dsl  
Int/Nav; 3900FC; 1993-1991; Int/Nav DT360 Dsl  
Int/Nav; 3900FC; 1993-1990; Int/Nav DT466 Dsl

### 91933

Ford; Escort; 1995-1991; L4-1.9  
Merc; Tracer; 1995-1991; L4-1.9

### 91936

Buick; Century; 1995-1994; V6-3.1  
Olds; Cutlass Ciera; 1995-1994; V6-3.1

### 91937

Buick; Century; 1989-1987; V6-2.8  
Buick; Century; 1993-1986; V6-3.3  
Chev; Celebrity; 1989-1987; V6-2.8  
Chev; Celebrity; 1990; V6-3.1  
Olds; Cutlass Ciera; 1989-1987; V6-2.8  
Olds; Cutlass Ciera; 1993-1986; V6-3.3  
Olds; Cutlass Cruiser; 1992-1991; V6-3.3  
Pont; 6000; 1989-1987; V6-2.8  
Pont; 6000; 1991-1988; V6-3.1

### 91938

Buick; Skyhawk; 1989; L4-2.0  
Buick; Skyhawk; 1987-1985; L4-2.0  
Buick; Skylark; 1987-1986; L4-2.5  
Buick; Skylark; 1988-1986; V6-3.0  
Buick; Skylark; 1992-1989; V6-3.3  
Buick; Somerset; 1987; L4-2.5  
Buick; Somerset; 1987; V6-3.0  
Chev; Beretta; 1989-1987; L4-2.0  
Chev; Beretta; 1991-1987; L4-2.2  
Chev; Beretta; 1992-1990; V6-3.1  
Chev; Cavalier; 1987-1985; L4-2.0  
Chev; Cavalier; 1989-1985; V6-2.8  
Chev; Cavalier; 1992-1987; V6-3.1  
Chev; Corsica; 1991-1987; L4-2.2  
Chev; Corsica; 1992-1990; V6-3.1  
Olds; Achieva; 1992; V6-3.3  
Olds; Calais; 1987-1985; L4-2.5  
Olds; Calais; 1987-1985; V6-3.0  
Olds; Cutlass Calais; 1988; V6-3.0  
Olds; Cutlass Calais; 1991-1989; V6-3.3  
Olds; Firenza; 1987-1985; L4-2.0  
Olds; Firenza; 1987-1986; V6-2.8  
Pont; Grand Am; 1986-1985; L4-2.5  
Pont; Grand Am; 1987-1985; V6-3.0  
Pont; Grand Am; 1992; V6-3.3  
Pont; Sunbird; 1989-1987; L4-2.0  
Pont; Sunbird; 1992-1991; V6-3.1  
Pont; Tempest; 1989-1988; L4-2.0 (Canada)  
Pont; Tempest; 1991-1988; L4-2.2 (Canada)  
Pont; Tempest; 1991-1990; V6-3.1 (Canada)

## 91939

Chev; Lumina APV; 1995-1992; V6-3.8  
Olds; Silhouette; 1995-1992; V6-3.8  
Pont; Trans Sport; 1995-1992; V6-3.8

### 91941

Ford; F600; 1987-1984; DetrDsl V8-8.2  
Ford; F700; 1987-1984; DetrDsl V8-8.2  
Ford; F800; 1987-1984; DetrDsl V8-8.2  
Ford; B600; 1986-1984; DetrDsl V8-8.2  
Ford; B700; 1987-1984; DetrDsl V8-8.2

### 91942

Chev; C60; 1990; Cat 3116 Dsl  
Chev; C70; 1990; Cat 3116 Dsl  
Chev; Kodiak C6500; 1995-1991; Cat 3116 Dsl  
Chev; Kodiak C7500; 1995-1991; Cat 3116 Dsl  
GMC; Topkick C6500; 1995-1990; Cat 3116 Dsl  
Chev; B7; 1995-1993; Cat 3116 Dsl  
GMC; B6000 B6P; 1995-1992; Cat 3116 Dsl

### 91943

Chev; C60; 1990; Cat 3116 Dsl  
Chev; C70; 1990; Cat 3116 Dsl  
Chev; C70; 1990; GM V8-6.0  
Chev; C70; 1990; GM V8-7.0  
Chev; Kodiak C7500; 1995-1991; Cat 3116 Dsl  
Chev; Kodiak C7500; 1995-1991; GM V8-6.0  
Chev; Kodiak C7500; 1995-1991; GM V8-7.0

### 91944

Ford; LN600; 1985-1983; V8-6.1  
Ford; LN700; 1986-1983; V8-6.1  
Ford; LN700; 1986-1983; V8-7.0

### 91945

Ford; LN600; 1985-1980; V8-6.1  
Ford; LN700; 1985-1980; V8-6.1  
Ford; LN700; 1985-1980; V8-7.0

### 91946

Ford; F600; 1987-1980; V8-6.1  
Ford; F700; 1987-1980; V8-6.1  
Ford; F700; 1987-1980; V8-7.0  
Ford; F800; 1987-1980; V8-6.1  
Ford; F800; 1987-1980; V8-7.0

### 91947

Linc; Continental; 1989-1988; V6-3.8

### 91948

Dodge; Neon; 1995; L4-2.0  
Ply; Neon; 1995; L4-2.0

### 91949

Dodge; Neon; 1995; L4-2.0  
Ply; Neon; 1995; L4-2.0

### 91956

Ford; F Pickup; 1979-1978; L6-300

### 91957

Buick; Skylark; 1995; V6-3.1  
Chev; Beretta; 1995; V6-3.1  
Chev; Corsica; 1995; V6-3.1  
Pont; Grand Am; 1995; V6-3.1

### 91958

Cad; Cimarron; 1988-1987; V6-2.8  
Chev; Beretta; 1988-1987; V6-2.8  
Chev; Cavalier; 1989-1987; V6-2.8  
Chev; Cavalier; 1994-1990; V6-3.1  
Chev; Corsica; 1988-1987; V6-2.8

## 91958 - Continued

Olds; Firenza; 1987; V6-2.8  
Pont; Tempest; 1988-1987; V6-2.8 (Canada)

### 91959

Chev; Camaro; 1992-1990; V6-3.1  
Chev; Camaro; 1992-1986; V8-5.0  
Chev; Camaro; 1992-1987; V8-5.7  
Pont; Firebird; 1989-1988; V6-2.8  
Pont; Firebird; 1992-1990; V6-3.1  
Pont; Firebird; 1992-1982; V8-5.0  
Pont; Firebird; 1992-1987; V8-5.7

### 91964

Ford; Aerostar; 1992-1990; V6-4.0

### 91995

Ford; Aspire; 1995-1994; L4-1.3

### 92002

Ford; Crown Victoria; 1995; V8-4.6  
Merc; Grand Marquis; 1995; V8-4.6

### 92003

Ford; Crown Victoria; 1995; V8-4.6  
Merc; Grand Marquis; 1995; V8-4.6

### 92008

Buick; Electra; 1990-1986; V6-3.8  
Buick; Lesabre; 1986; V6-3.0  
Buick; Lesabre; 1995-1986; V6-3.8  
Buick; Park Ave.; 1995-1991; V6-3.8  
Olds; Delta 88; 1986; V6-3.0  
Olds; Delta 88; 1988-1986; V6-3.8  
Olds; Eighty Eight; 1994-1989; V6-3.8  
Olds; Ninety Eight; 1994-1986; V6-3.8  
Pont; Bonneville; 1994-1987; V6-3.8

### 92009

Cad; Allante; 1993; V8-4.6  
Cad; Deville; 1995-1993; V8-4.6  
Cad; Seville; 1995-1993; V8-4.6

### 92013

Toy.; Land Cruiser; 1995-1993; L6-4.5

### 92023

Jeep; Grand Cherokee; 1995-1993; V8-5.2

### 92030

VW; Cabrio; 1995; L4-2.0  
VW; Golf; 1995-1993; L4-1.8 (Canada)  
VW; Golf; 1995-1993; L4-2.0  
VW; Jetta; 1995-1993; L4-1.8 (Canada)  
VW; Jetta; 1995-1993; L4-2.0

### 92031

Chev; LLV (Postal Vehicle); 1995-1994; L4-2.2

### 92045

Toy.; Pickup; 1995-1989; L4-2.4

### 92065

Buick; Regal; 1995-1994; V6-3.1  
Chev; Lumina; 1995; V6-3.1  
Chev; Monte Carlo; 1995; V6-3.1  
Olds; Cutlass Supreme; 1995-1994; V6-3.1  
Pont; Grand Prix; 1995-1994; V6-3.1

### 92067

Ford; Aerostar; 1995-1990; V6-4.0

# Numerical Listing - Power Steering Hose Assemblies and End Fittings

| <p style="text-align: center;"><b>92074</b></p> <p>Chry; Cirrus; 1995; L4-2.4<br/>Chry; Cirrus; 1995; V6-2.5<br/>Dodge; Stratus; 1995; L4-2.0<br/>Dodge; Stratus; 1995; L4-2.4<br/>Dodge; Stratus; 1995; V6-2.5</p> <p style="text-align: center;"><b>92075</b></p> <p>Chry; Cirrus; 1995; L4-2.4<br/>Chry; Cirrus; 1995; V6-2.5<br/>Dodge; Stratus; 1995; L4-2.0<br/>Dodge; Stratus; 1995; L4-2.4<br/>Dodge; Stratus; 1995; V6-2.5</p> <p style="text-align: center;"><b>92080</b></p> <p>VW; Cabriolet; 1993-1985; L4-1.8</p> | <p style="text-align: center;"><b>92080 - Continued</b></p> <p>VW; Passat; 1993-1991; L4-1.8 (Canada)<br/>VW; Passat; 1993; L4-1.9 Dsl (Canada)<br/>VW; Passat; 1995; L4-2.0<br/>VW; Passat; 1993-1990; L4-2.0<br/>VW; Passat; 1994-1993; L4-2.0 (Canada)<br/>VW; Rabbit; 1984-1981; L4-1.6 Dsl<br/>VW; Rabbit; 1984-1981; L4-1.7<br/>VW; Rabbit; 1984-1983; L4-1.8<br/>VW; Scirocco; 1988-1984; L4-1.8<br/>VW; Scirocco; 1989; L4-1.8 (Canada)</p> <p style="text-align: center;"><b>92097</b></p> <p>Chev; LLV (Postal Vehicle); 1995-1994; L4-2.2</p> | <p style="text-align: center;"><b>92126</b></p> <p>Ford; Windstar; 1995; V6-3.0</p> <p style="text-align: center;"><b>92127</b></p> <p>Ford; Windstar; 1995; V6-3.8</p> <p style="text-align: center;"><b>92128</b></p> <p>Ford; Windstar; 1995; V6-3.0</p> <p style="text-align: center;"><b>92129</b></p> <p>Ford; Windstar; 1995; V6-3.0<br/>Ford; Windstar; 1995; V6-3.8</p> <p style="text-align: center;"><b>92140</b></p> <p>Jaguar; XJS; 1992-1982; V12-5.3</p> | <div style="background-color: black; color: white; padding: 5px; margin-bottom: 5px;">SYSTEM<br/>PUMP &amp;<br/>GEAR<br/>IDENT.</div> <div style="background-color: black; color: white; padding: 5px; margin-bottom: 5px;">SYSTEM &amp;<br/>COM-<br/>PONENT<br/>IDENT.</div> <div style="background-color: black; color: white; padding: 5px; margin-bottom: 5px;">PASS.<br/>CARS</div> <div style="background-color: black; color: white; padding: 5px; margin-bottom: 5px;">LIGHT<br/>TRUCKS</div> <div style="background-color: black; color: white; padding: 5px; margin-bottom: 5px;">MEDIUM/<br/>HEAVY<br/>TRUCKS</div> <div style="background-color: black; color: white; padding: 5px; margin-bottom: 5px;">BUSES</div> <div style="background-color: black; color: white; padding: 5px; margin-bottom: 5px;">HOSE<br/>NUMER-<br/>ICAL</div> <div style="background-color: black; color: white; padding: 5px; margin-bottom: 5px;">REPAIR<br/>KITS</div> <div style="background-color: black; color: white; padding: 5px; margin-bottom: 5px;">KIT<br/>NUMER-<br/>ICAL</div> <div style="background-color: black; color: white; padding: 5px;">ILLUST-<br/>RATIONS</div> |
|---|--|---|---|

# Power Steering Repair Kits

## Repair Kit Contents – Except Rack & Pinion

SYSTEM  
PUMP &  
GEAR  
IDENT.

SYSTEM &  
COM-  
PONENT  
IDENT.

PASS.  
CARS

LIGHT  
TRUCKS

MEDIUM/  
HEAVY  
TRUCKS

BUSES

HOSE  
NUMER-  
ICAL

REPAIR  
KITS

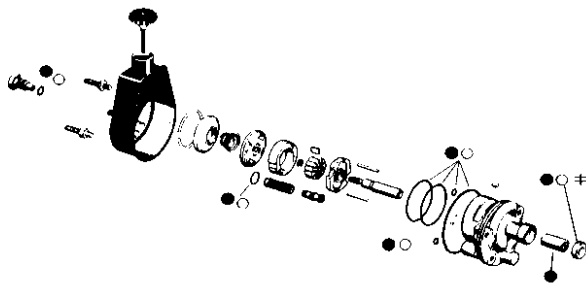
KIT  
NUMER-  
ICAL

ILLUST-  
RATIONS

All Repair Kits are supplied with detailed instruction sheets including exploded view illustrations and step by step service procedures. **Three types of kits are available:**

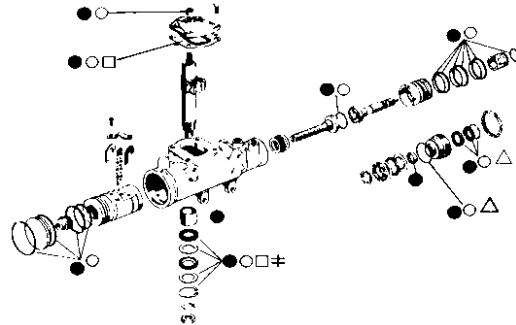
- 1) **Complete Building Kits** – Contains the bushings, bearings seals and miscellaneous hardware necessary for a complete rebuild. (Not all bushings/bearings contained in some kits due to availability.
- 2) **Seal replacement Kits** – Contains the seals and miscellaneous hardware necessary for a rebuild.
- 3) **Component Kits** – Designed for specific repairs on the affected component part without disassembly. Included are input shaft seal kits, lower pitman seal kits and pump drive shaft seal kits.

Repair Kits Available For Power Steering Pumps



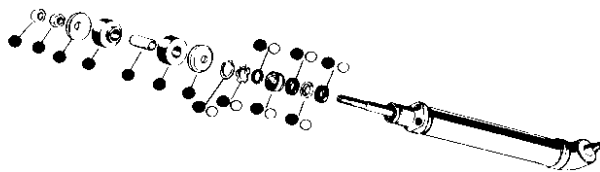
- - PARTS INCLUDED WITH COMPLETE REBUILDING KIT
- - PARTS INCLUDED WITH PUMP SEAL KIT
- ⊕ - PARTS INCLUDED WITH DRIVE SHAFT SEAL KIT

Repair Kits Available For Power Steering Gears



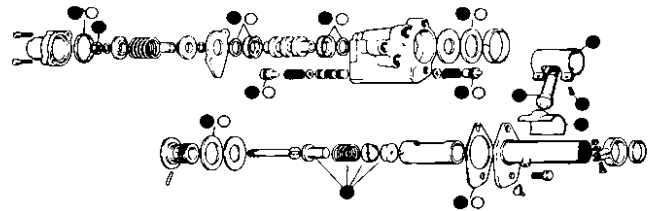
- - PARTS INCLUDED WITH COMPLETE REBUILDING KIT
- - PARTS INCLUDED WITH GEAR SEAL KIT
- △ - PARTS INCLUDED WITH INPUT SHAFT SEAL KIT
- - PARTS INCLUDED WITH COMPLETE PITMAN SHAFT SEAL KIT
- ⊕ - PARTS INCLUDED WITH LOWER PITMAN SHAFT SEAL KIT

Repair Kits Available For Power Cylinders



- - PARTS INCLUDED WITH COMPLETE REBUILDING KIT
- - PARTS INCLUDED WITH PISTON ROD SEAL KIT

Repair Kits Available For Power Control Valves



- - PARTS INCLUDED WITH COMPLETE REBUILDING KIT
- - PARTS INCLUDED WITH CONTROL VALVE SEAL KIT



# Power Steering Repair Kits

## Repair Kit Contents - Rack and Pinion

(For Repair Kits for Pumps, Gears, Valves & Cylinders See Previous Page)

Complete Seal Kits are supplied with detailed sheets and step by step service procedures. Five types of kits are available:

- 1) **COMPLETE SEAL KITS** - Contains the seals and miscellaneous hardware necessary for a complete rebuild.
- 2) **UPPER PINION BEARING KITS** - Designed for the specific repair of the pinion/hydraulic valve assembly within the rack and pinion unit.
- 3) **LOWER PINION BEARINGS KITS** - Designed for the specific repair of the pinion/hydraulic valve assembly within the rack and pinion unit.
- 4) **BELLOW KITS** - Contains the bellow and clamps necessary to repair the affected component. Sold separately as left and right bellow kit.
- 5) **MOUNTING KITS** - Contains the bushing and hardware necessary to restore stability and absorb vibration.

SYSTEM  
PUMP &  
GEAR  
IDENT.

SYSTEM &  
COM-  
PONENT  
IDENT.

PASS.  
CARS

LIGHT  
TRUCKS

MEDIUM/  
HEAVY  
TRUCKS

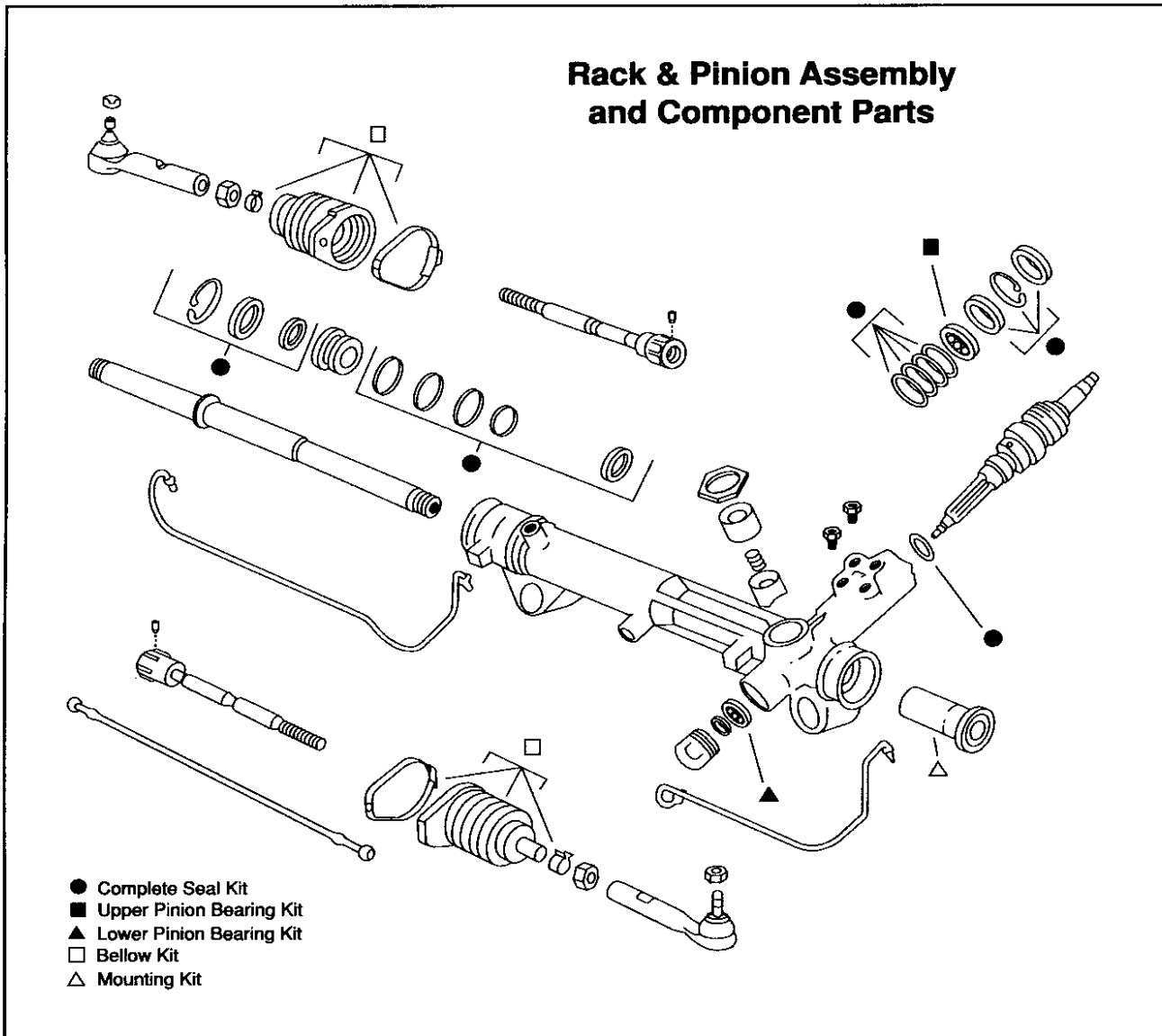
BUSES

HOSE  
NUMER-  
ICAL

REPAIR  
KITS

KIT  
NUMER-  
ICAL

ILLUST-  
RATIONS



# Power Steering Repair Kits for Passenger Cars and Light Trucks

## Alphabetical Listing

SYSTEM  
PUMP &  
GEAR  
IDENT.

SYSTEM &  
COM-  
PONENT  
IDENT.

PASS.  
CARS

LIGHT  
TRUCKS

MEDIUM/  
HEAVY  
TRUCKS

BUSES

HOSE  
NUMER-  
ICAL

REPAIR  
KITS

KIT  
NUMER-  
ICAL

ILLUST-  
RATIONS

CAUTION: Its critical to know the production date as well as body and engine codes when servicing import vehicles. Japanese manufacturers often have mid-year production changes. Japanese model years, in most cases, end in August. ALWAYS check for the production date, usually located on a plate inside the front door or under the hood.

| Application                              | Kit No. | Application   | Kit No. |
|--|---------|---|---------|
| <b>ACURA</b>                             |         | <b>AMERICAN MOTORS - Continued</b>                          |         |
| <b>INTEGRA</b>                           |         | <b>AMBASSADOR - Continued</b>                               |         |
| <b>1995-1994</b>                         |         | <b>1974-1973 - Continued</b>                                |         |
| 4-CYL. 1.8 L ENG.                        |         | <b>V-8 304 ENG.; V-8 360 ENG.; V-8 401 ENG. - Continued</b> |         |
| Pump Seal Kit.....                       | 8718    | Pump Seal Kit.....  | 7918    |
| Rack & Pinion Seal Kit.....              | 8885    | Pump Drive Shaft Seal Kit.....                              | 8709    |
| <b>1993-1992</b>                         |         | Stg. Gear Complete Rebuilding Kit.....                      | 7858    |
| 4-CYL. 1.7 L ENG.; 4-CYL. 1.8 L ENG.     |         | Stg. Gear Major Seal Kit.....                               | 7860    |
| Pump Seal Kit.....                       | 8601    | Stg. Gear Input Shaft Seal Kit.....                         | 7095    |
| Rack & Pinion Seal Kit.....              | 8869    | Stg. Gear Complete Pitman Shaft Seal Kit.....               | 8766    |
| <b>1991-1990</b>                         |         | Stg. Gear Lower Pitman Shaft Seal Kit.....                  | 7856    |
| 4-CYL. 1.8 L ENG.                        |         | <b>1972</b>   |         |
| Pump Seal Kit.....                       | 8601    | <b>V-8 304 ENG.; V-8 360 ENG.; V-8 401 ENG.</b>             |         |
| Rack & Pinion Seal Kit.....              | 8869    | Pump Complete Rebuilding Kit; W/Saginaw P.S. Pump; ☆B.....  | 7910    |
| <b>1989-1986</b>                         |         | Pump Seal Kit; W/Eaton P.S. Pump; ☆A.....                   | 7168    |
| 4-CYL. 1.6 L ENG.                        |         | Pump Seal Kit; W/Saginaw P.S. Pump; ☆B.....                 | 7918    |
| Pump Seal Kit.....                       | 8601    | Pump Drive Shaft Seal Kit; W/Eaton P.S. Pump; ☆A.....       | 8713    |
| Rack & Pinion Seal Kit.....              | 8644    | Pump Drive Shaft Seal Kit; W/Saginaw P.S. Pump; ☆B.....     | 8709    |
| <b>LEGEND</b>                            |         | Stg. Gear Complete Rebuilding Kit.....                      | 7858    |
| <b>1995-1991</b>                         |         | Stg. Gear Major Seal Kit.....                               | 7860    |
| V-6 3.2 L ENG.                           |         | Stg. Gear Input Shaft Seal Kit.....                         | 7095    |
| Pump Seal Kit.....                       | 8718    | Stg. Gear Complete Pitman Shaft Seal Kit.....               | 8766    |
| Rack & Pinion Seal Kit.....              | 8727    | Stg. Gear Lower Pitman Shaft Seal Kit.....                  | 7856    |
| <b>1990-1988</b>                         |         | <b>1971</b>   |         |
| V-6 2.7 L ENG.                           |         | <b>6-CYL. 258 ENG.</b>                                      |         |
| Pump Seal Kit.....                       | 8636    | Pump Complete Rebuilding Kit.....                           | 7910    |
| Rack & Pinion Seal Kit.....              | 8645    | Pump Seal Kit.....  | 7918    |
| <b>1987</b>                              |         | Pump Drive Shaft Seal Kit.....                              | 8709    |
| V-6 2.5 L ENG.; V-6 2.7 L ENG.           |         | Stg. Gear Complete Rebuilding Kit.....                      | 7858    |
| Pump Seal Kit.....                       | 8636    | Stg. Gear Major Seal Kit.....                               | 7860    |
| Rack & Pinion Seal Kit.....              | 8645    | Stg. Gear Input Shaft Seal Kit.....                         | 7095    |
| <b>1986</b>                              |         | Stg. Gear Complete Pitman Shaft Seal Kit.....               | 8766    |
| V-6 2.5 L ENG.                           |         | Stg. Gear Lower Pitman Shaft Seal Kit.....                  | 7856    |
| Pump Seal Kit.....                       | 8636    | <b>V-8 304 ENG.; V-8 360 ENG.; V-8 401 ENG.</b>             |         |
| Rack & Pinion Seal Kit.....              | 8645    | Pump Complete Rebuilding Kit; W/Saginaw P.S. Pump; ☆B.....  | 7910    |
| <b>TL</b>                                |         | Pump Seal Kit; W/Eaton P.S. Pump; ☆A.....                   | 7168    |
| <b>1995</b>                              |         | Pump Seal Kit; W/Saginaw P.S. Pump; ☆B.....                 | 7918    |
| 5-CYL. 2.5 L ENG.                        |         | Pump Drive Shaft Seal Kit; W/Eaton P.S. Pump; ☆A.....       | 8713    |
| Pump Seal Kit.....                       | 8718    | Pump Drive Shaft Seal Kit; W/Saginaw P.S. Pump; ☆B.....     | 8709    |
| Rack & Pinion Seal Kit.....              | 8890    | Stg. Gear Complete Rebuilding Kit.....                      | 7858    |
| <b>VIGOR</b>                             |         | Stg. Gear Major Seal Kit.....                               | 7860    |
| <b>1994-1992</b>                         |         | Stg. Gear Input Shaft Seal Kit.....                         | 7095    |
| 5-CYL. 2.5 L ENG.                        |         | Stg. Gear Complete Pitman Shaft Seal Kit.....               | 8766    |
| Pump Seal Kit.....                       | 8637    | Stg. Gear Lower Pitman Shaft Seal Kit.....                  | 7856    |
| <b>AMERICAN MOTORS</b>                   |         | <b>1970</b>   |         |
| <b>AMBASSADOR</b>                        |         | <b>6-CYL. 232 ENG.</b>                                      |         |
| <b>1974-1973</b>                         |         | Pump Complete Rebuilding Kit.....                           | 7910    |
| V-8 304 ENG.; V-8 360 ENG.; V-8 401 ENG. |         | Pump Seal Kit.....  | 7918    |
| Pump Complete Rebuilding Kit.....        | 7910    | Pump Drive Shaft Seal Kit.....                              | 8709    |
|  |         | Stg. Gear Complete Rebuilding Kit.....                      | 7858    |
|  |         | Stg. Gear Major Seal Kit.....                               | 7860    |
|  |         | Stg. Gear Input Shaft Seal Kit.....                         | 7095    |
|  |         | Stg. Gear Complete Pitman Shaft Seal Kit.....               | 8766    |
|  |         | Stg. Gear Lower Pitman Shaft Seal Kit.....                  | 7856    |
|  |         | <b>V-8 304 ENG.; V-8 360 ENG.; V-8 390 ENG.</b>             |         |
|  |         | Pump Complete Rebuilding Kit; W/Saginaw P.S. Pump; ☆B.....  | 7910    |
|  |         | Pump Seal Kit; W/Eaton P.S. Pump; ☆A.....                   | 7168    |
|  |         | Pump Seal Kit; W/Saginaw P.S. Pump; ☆B.....                 | 7918    |
|  |         | Pump Drive Shaft Seal Kit; W/Eaton P.S. Pump; ☆A.....       | 8713    |
|  |         | Pump Drive Shaft Seal Kit; W/Saginaw P.S. Pump; ☆B.....     | 8709    |

☆ See Pages A14 - A15 For Pump or Gear Identification.

⊗ Packaged one bushing per box, order as required.

# Power Steering Repair Kits for Passenger Cars and Light Trucks

| Application   | Kit No. | Application   | Kit No. |
|---|---------|---|---------|
| <b>AMERICAN MOTORS - Continued</b>                          |         | <b>AMERICAN MOTORS - Continued</b>                          |         |
| <b>AMBASSADOR - Continued</b>                               |         | <b>AMERICAN - Continued</b>                                 |         |
| <b>1970 - Continued</b>                                     |         | <b>1968 - Continued</b>                                     |         |
| <b>V-8 304 ENG.; V-8 360 ENG.; V-8 390 ENG. - Continued</b> |         | <b>V-8 290 ENG.</b>   |         |
| Stg. Gear Complete Rebuilding Kit.....                      | 7858    | Pump Complete Rebuilding Kit; W/Saginaw P.S. Pump; ☆B ..... | 7910    |
| Stg. Gear Major Seal Kit.....                               | 7860    | Pump Seal Kit; W/Eaton P.S. Pump; ☆A .....                  | 7168    |
| Stg. Gear Input Shaft Seal Kit.....                         | 7095    | Pump Seal Kit; W/Saginaw P.S. Pump; ☆B.....                 | 7918    |
| Stg. Gear Complete Pitman Shaft Seal Kit.....               | 8766    | Pump Drive Shaft Seal Kit; W/Eaton P.S. Pump; ☆A.....       | 8713    |
| Stg. Gear Lower Pitman Shaft Seal Kit.....                  | 7856    | Pump Drive Shaft Seal Kit; W/Saginaw P.S. Pump; ☆B .....    | 8709    |
| <b>1969-1968</b>  |         | Stg. Gear Complete Rebuilding Kit.....                      | 7858    |
| <b>6-CYL. 232 ENG.</b>                                      |         | Stg. Gear Major Seal Kit.....                               | 7860    |
| Pump Complete Rebuilding Kit.....                           | 7910    | Stg. Gear Input Shaft Seal Kit.....                         | 7095    |
| Pump Seal Kit.....  | 7918    | Stg. Gear Complete Pitman Shaft Seal Kit.....               | 8766    |
| Pump Drive Shaft Seal Kit.....                              | 8709    | Stg. Gear Lower Pitman Shaft Seal Kit.....                  | 7856    |
| Stg. Gear Complete Rebuilding Kit.....                      | 7858    | <b>1967</b>   |         |
| Stg. Gear Major Seal Kit.....                               | 7860    | <b>6-CYL. 199 ENG.; 6-CYL. 232 ENG.</b>                     |         |
| Stg. Gear Input Shaft Seal Kit.....                         | 7095    | Pump Complete Rebuilding Kit.....                           | 7900    |
| Stg. Gear Complete Pitman Shaft Seal Kit.....               | 8766    | Pump Seal Kit.....  | 7898    |
| Stg. Gear Lower Pitman Shaft Seal Kit.....                  | 7856    | Stg. Gear Complete Rebuilding Kit.....                      | 7858    |
| <b>V-8 290 ENG.; V-8 343 ENG.; V-8 390 ENG.</b>             |         | Stg. Gear Major Seal Kit.....                               | 7860    |
| Pump Complete Rebuilding Kit; W/Saginaw P.S. Pump; ☆B ..... | 7910    | Stg. Gear Input Shaft Seal Kit.....                         | 7095    |
| Pump Seal Kit; W/Eaton P.S. Pump; ☆A .....                  | 7168    | Stg. Gear Complete Pitman Shaft Seal Kit.....               | 8766    |
| Pump Seal Kit; W/Saginaw P.S. Pump; ☆B.....                 | 7918    | Stg. Gear Lower Pitman Shaft Seal Kit.....                  | 7856    |
| Pump Drive Shaft Seal Kit; W/Eaton P.S. Pump; ☆A.....       | 8713    | <b>V-8 290 ENG.; V-8 343 ENG.</b>                           |         |
| Pump Drive Shaft Seal Kit; W/Saginaw P.S. Pump; ☆B .....    | 8709    | Pump Seal Kit.....  | 7168    |
| Stg. Gear Complete Rebuilding Kit.....                      | 7858    | Pump Drive Shaft Seal Kit.....                              | 8713    |
| Stg. Gear Major Seal Kit.....                               | 7860    | Stg. Gear Complete Rebuilding Kit.....                      | 7858    |
| Stg. Gear Input Shaft Seal Kit.....                         | 7095    | Stg. Gear Major Seal Kit.....                               | 7860    |
| Stg. Gear Complete Pitman Shaft Seal Kit.....               | 8766    | Stg. Gear Input Shaft Seal Kit.....                         | 7095    |
| Stg. Gear Lower Pitman Shaft Seal Kit.....                  | 7856    | Stg. Gear Complete Pitman Shaft Seal Kit.....               | 8766    |
| <b>1967</b>   |         | Stg. Gear Lower Pitman Shaft Seal Kit.....                  | 7856    |
| <b>6-CYL. 232 ENG.</b>                                      |         | <b>1966</b>   |         |
| Pump Complete Rebuilding Kit.....                           | 7900    | <b>6-CYL. 199 ENG.; 6-CYL. 232 ENG.</b>                     |         |
| Pump Seal Kit.....  | 7898    | Pump Complete Rebuilding Kit.....                           | 7900    |
| Stg. Gear Complete Rebuilding Kit.....                      | 7858    | Pump Seal Kit.....  | 7898    |
| Stg. Gear Major Seal Kit.....                               | 7860    | Stg. Gear Complete Rebuilding Kit.....                      | 7858    |
| Stg. Gear Input Shaft Seal Kit.....                         | 7095    | Stg. Gear Major Seal Kit.....                               | 7860    |
| Stg. Gear Complete Pitman Shaft Seal Kit.....               | 8766    | Stg. Gear Input Shaft Seal Kit.....                         | 7095    |
| Stg. Gear Lower Pitman Shaft Seal Kit.....                  | 7856    | Stg. Gear Complete Pitman Shaft Seal Kit.....               | 8766    |
| <b>V-8 290 ENG.; V-8 343 ENG.</b>                           |         | Stg. Gear Lower Pitman Shaft Seal Kit.....                  | 7856    |
| Pump Seal Kit.....  | 7168    | <b>V-8 290 ENG.</b>   |         |
| Pump Drive Shaft Seal Kit.....                              | 8713    | Pump Seal Kit.....  | 7168    |
| Stg. Gear Complete Rebuilding Kit.....                      | 7858    | Pump Drive Shaft Seal Kit.....                              | 8713    |
| Stg. Gear Major Seal Kit.....                               | 7860    | Stg. Gear Complete Rebuilding Kit.....                      | 7858    |
| Stg. Gear Input Shaft Seal Kit.....                         | 7095    | Stg. Gear Major Seal Kit.....                               | 7860    |
| Stg. Gear Complete Pitman Shaft Seal Kit.....               | 8766    | Stg. Gear Input Shaft Seal Kit.....                         | 7095    |
| Stg. Gear Lower Pitman Shaft Seal Kit.....                  | 7856    | Stg. Gear Complete Pitman Shaft Seal Kit.....               | 8766    |
| <b>1966</b>   |         | Stg. Gear Lower Pitman Shaft Seal Kit.....                  | 7856    |
| <b>6-CYL. 232 ENG.</b>                                      |         | <b>AMX</b>  |         |
| Pump Complete Rebuilding Kit.....                           | 7900    | <b>1980</b>   |         |
| Pump Seal Kit.....  | 7898    | <b>6-CYL. 4.2 L ENG.</b>                                    |         |
| Stg. Gear Complete Rebuilding Kit.....                      | 7858    | Pump Complete Rebuilding Kit.....                           | 7910    |
| Stg. Gear Major Seal Kit.....                               | 7860    | Pump Seal Kit.....  | 7918    |
| Stg. Gear Input Shaft Seal Kit.....                         | 7095    | Pump Drive Shaft Seal Kit.....                              | 8709    |
| Stg. Gear Complete Pitman Shaft Seal Kit.....               | 8766    | Stg. Gear Complete Rebuilding Kit.....                      | 8522    |
| Stg. Gear Lower Pitman Shaft Seal Kit.....                  | 7856    | Stg. Gear Major Seal Kit.....                               | 8521    |
| <b>V-8 287 ENG.; V-8 327 ENG.</b>                           |         | Stg. Gear Input Shaft Seal Kit.....                         | 8525    |
| Pump Seal Kit.....  | 7168    | Stg. Gear Complete Pitman Shaft Seal Kit.....               | 8766    |
| Pump Drive Shaft Seal Kit.....                              | 8713    | Stg. Gear Lower Pitman Shaft Seal Kit.....                  | 7856    |
| Stg. Gear Complete Rebuilding Kit.....                      | 7858    | <b>1979</b>   |         |
| Stg. Gear Major Seal Kit.....                               | 7860    | <b>6-CYL. 258 ENG.; V-8 304 ENG.</b>                        |         |
| Stg. Gear Input Shaft Seal Kit.....                         | 7095    | Pump Complete Rebuilding Kit.....                           | 7910    |
| Stg. Gear Complete Pitman Shaft Seal Kit.....               | 8766    | Pump Seal Kit.....  | 7918    |
| Stg. Gear Lower Pitman Shaft Seal Kit.....                  | 7856    | Pump Drive Shaft Seal Kit.....                              | 8709    |
| <b>AMERICAN</b>   |         | Stg. Gear Complete Rebuilding Kit.....                      | 8522    |
| <b>1968</b>   |         | Stg. Gear Major Seal Kit.....                               | 8521    |
| <b>6-CYL. 199 ENG.; 6-CYL. 232 ENG.</b>                     |         | Stg. Gear Input Shaft Seal Kit.....                         | 8525    |
| Pump Complete Rebuilding Kit.....                           | 7910    | Stg. Gear Complete Pitman Shaft Seal Kit.....               | 8766    |
| Pump Seal Kit.....  | 7918    | Stg. Gear Lower Pitman Shaft Seal Kit.....                  | 7856    |
| Pump Drive Shaft Seal Kit.....                              | 8709    | <b>1978</b>   |         |
| Stg. Gear Complete Rebuilding Kit.....                      | 7858    | <b>6-CYL. 258 ENG.; V-8 304 ENG.</b>                        |         |
| Stg. Gear Major Seal Kit.....                               | 7860    | Pump Complete Rebuilding Kit.....                           | 7910    |
| Stg. Gear Input Shaft Seal Kit.....                         | 7095    | Pump Seal Kit.....  | 7918    |
| Stg. Gear Complete Pitman Shaft Seal Kit.....               | 8766    | Pump Drive Shaft Seal Kit.....                              | 8709    |
| Stg. Gear Lower Pitman Shaft Seal Kit.....                  | 7856    | Stg. Gear Complete Rebuilding Kit.....                      | 7858    |
| <b>AMERICAN</b>   |         | Stg. Gear Major Seal Kit.....                               | 7860    |

☆ See Pages A14 - A15 For Pump or Gear Identification.

⊙ Packaged one bushing per box, order as required.

**SYSTEM PUMP & GEAR IDENT.**

**SYSTEM & COMPONENT IDENT.**

**PASS. CARS**

**LIGHT TRUCKS**

**MEDIUM/HEAVY TRUCKS**

**BUSES**

**HOSE NUMERICAL**

**REPAIR KITS**

**KIT NUMERICAL**

**ILLUSTRATIONS**

# Power Steering Repair Kits for Passenger Cars and Light Trucks

|                                      | Application  | Kit No. | Application  | Kit No. |
|--------------------------------------|--|---------|--|---------|
| <b>SYSTEM PUMP &amp; GEAR IDENT.</b> | <b>AMERICAN MOTORS - Continued</b>                         |         | <b>AMERICAN MOTORS - Continued</b>                                     |         |
|                                      | <b>AMX - Continued</b>                                     |         | <b>CONCORD - Continued</b>   |         |
|                                      | <b>1978 - Continued</b>                                    |         | <b>1982-1980</b>   |         |
|                                      | <b>6-CYL. 258 ENG.; V-8 304 ENG. - Continued</b>           |         | <b>4-CYL. 2.5 L ENG.; 6-CYL. 4.2 L ENG.</b>                            |         |
|                                      | Stg. Gear Input Shaft Seal Kit.....                        | 7095    | Pump Complete Rebuilding Kit.....                                      | 7910    |
|                                      | Stg. Gear Complete Pitman Shaft Seal Kit.....              | 8766    | Pump Seal Kit.....   | 7918    |
|                                      | Stg. Gear Lower Pitman Shaft Seal Kit.....                 | 7856    | Pump Drive Shaft Seal Kit.....   | 8709    |
| <b>SYSTEM &amp; COMPONENT IDENT.</b> | <b>1974-1973</b>   |         | Stg. Gear Complete Rebuilding Kit.....                                 |         |
|                                      | <b>V-8 304 ENG.; V-8 360 ENG.; V-8 401 ENG.</b>            |         | Stg. Gear Major Seal Kit.....  |         |
|                                      | Pump Complete Rebuilding Kit.....                          | 7910    | Stg. Gear Input Shaft Seal Kit.....                                    |         |
|                                      | Pump Seal Kit.....   | 7918    | Stg. Gear Complete Pitman Shaft Seal Kit.....                          |         |
|                                      | Pump Drive Shaft Seal Kit.....                             | 8709    | Stg. Gear Lower Pitman Shaft Seal Kit.....                             |         |
|                                      | Stg. Gear Complete Rebuilding Kit.....                     | 7858    |  |         |
|                                      | Stg. Gear Major Seal Kit.....                              | 7860    |  |         |
|                                      | Stg. Gear Input Shaft Seal Kit.....                        | 7095    |  |         |
|                                      | Stg. Gear Complete Pitman Shaft Seal Kit.....              | 8766    |  |         |
|                                      | Stg. Gear Lower Pitman Shaft Seal Kit.....                 | 7856    |  |         |
| <b>PASS. CARS</b>                    | <b>1972</b>  |         | <b>1979</b>  |         |
|                                      | <b>V-8 304 ENG.; V-8 360 ENG.; V-8 401 ENG.</b>            |         | <b>4-CYL. 121 ENG.; 6-CYL. 232 ENG.; 6-CYL. 258 ENG.; V-8 304 ENG.</b> |         |
|                                      | Pump Complete Rebuilding Kit; W/Saginaw P.S. Pump; ☆B..... | 7910    | Pump Complete Rebuilding Kit.....                                      | 7910    |
|                                      | Pump Seal Kit; W/Eaton P.S. Pump; ☆A.....                  | 7168    | Pump Seal Kit.....   | 7918    |
|                                      | Pump Seal Kit; W/Saginaw P.S. Pump; ☆B.....                | 7918    | Pump Drive Shaft Seal Kit.....   | 8709    |
|                                      | Pump Drive Shaft Seal Kit; W/Eaton P.S. Pump; ☆A.....      | 8713    | Stg. Gear Complete Rebuilding Kit.....                                 | 8522    |
|                                      | Pump Drive Shaft Seal Kit; W/Saginaw P.S. Pump; ☆B.....    | 8709    | Stg. Gear Major Seal Kit.....  | 8521    |
|                                      | Stg. Gear Complete Rebuilding Kit.....                     | 7858    | Stg. Gear Input Shaft Seal Kit.....                                    | 8525    |
|                                      | Stg. Gear Major Seal Kit.....                              | 7860    | Stg. Gear Complete Pitman Shaft Seal Kit.....                          | 8766    |
|                                      | Stg. Gear Input Shaft Seal Kit.....                        | 7095    | Stg. Gear Lower Pitman Shaft Seal Kit.....                             | 7856    |
|                                      | Stg. Gear Complete Pitman Shaft Seal Kit.....              | 8766    |  |         |
|                                      | Stg. Gear Lower Pitman Shaft Seal Kit.....                 | 7856    |  |         |
| <b>LIGHT TRUCKS</b>                  | <b>1971</b>  |         | <b>1978</b>  |         |
|                                      | <b>V-8 360 ENG.; V-8 401 ENG.</b>                          |         | <b>4-CYL. 121 ENG.; 6-CYL. 232 ENG.; 6-CYL. 258 ENG.; V-8 304 ENG.</b> |         |
|                                      | Pump Complete Rebuilding Kit; W/Saginaw P.S. Pump; ☆B..... | 7910    | Pump Complete Rebuilding Kit.....                                      | 7910    |
|                                      | Pump Seal Kit; W/Eaton P.S. Pump; ☆A.....                  | 7168    | Pump Seal Kit.....   | 7918    |
|                                      | Pump Seal Kit; W/Saginaw P.S. Pump; ☆B.....                | 7918    | Pump Drive Shaft Seal Kit.....   | 8709    |
|                                      | Pump Drive Shaft Seal Kit; W/Eaton P.S. Pump; ☆A.....      | 8713    | Stg. Gear Complete Rebuilding Kit.....                                 | 7858    |
|                                      | Pump Drive Shaft Seal Kit; W/Saginaw P.S. Pump; ☆B.....    | 8709    | Stg. Gear Major Seal Kit.....  | 7860    |
|                                      | Stg. Gear Complete Rebuilding Kit.....                     | 7858    | Stg. Gear Input Shaft Seal Kit.....                                    | 7095    |
|                                      | Stg. Gear Major Seal Kit.....                              | 7860    | Stg. Gear Complete Pitman Shaft Seal Kit.....                          | 8766    |
|                                      | Stg. Gear Input Shaft Seal Kit.....                        | 7095    | Stg. Gear Lower Pitman Shaft Seal Kit.....                             | 7856    |
|                                      | Stg. Gear Complete Pitman Shaft Seal Kit.....              | 8766    |  |         |
|                                      | Stg. Gear Lower Pitman Shaft Seal Kit.....                 | 7856    |  |         |
| <b>MEDIUM/HEAVY TRUCKS</b>           | <b>1970</b>  |         | <b>EAGLE</b>   |         |
|                                      | <b>V-8 360 ENG.; V-8 390 ENG.</b>                          |         | <b>1988-1985</b>   |         |
|                                      | Pump Complete Rebuilding Kit; W/Saginaw P.S. Pump; ☆B..... | 7910    | <b>6-CYL. 4.2 L ENG.</b>   |         |
|                                      | Pump Seal Kit; W/Eaton P.S. Pump; ☆A.....                  | 7168    | Pump Complete Rebuilding Kit.....                                      |         |
|                                      | Pump Seal Kit; W/Saginaw P.S. Pump; ☆B.....                | 7918    | Pump Seal Kit.....   |         |
|                                      | Pump Drive Shaft Seal Kit; W/Eaton P.S. Pump; ☆A.....      | 8713    | Pump Drive Shaft Seal Kit.....   |         |
|                                      | Pump Drive Shaft Seal Kit; W/Saginaw P.S. Pump; ☆B.....    | 8709    | Stg. Gear Complete Rebuilding Kit.....                                 |         |
|                                      | Stg. Gear Complete Rebuilding Kit.....                     | 7858    | Stg. Gear Major Seal Kit.....  |         |
|                                      | Stg. Gear Major Seal Kit.....                              | 7860    | Stg. Gear Input Shaft Seal Kit.....                                    |         |
|                                      | Stg. Gear Input Shaft Seal Kit.....                        | 7095    | Stg. Gear Complete Pitman Shaft Seal Kit.....                          |         |
|                                      | Stg. Gear Complete Pitman Shaft Seal Kit.....              | 8766    | Stg. Gear Lower Pitman Shaft Seal Kit.....                             |         |
|                                      | Stg. Gear Lower Pitman Shaft Seal Kit.....                 | 7856    |  |         |
| <b>BUSES</b>                         | <b>1970</b>  |         | <b>1984-1981</b>   |         |
|                                      | <b>V-8 360 ENG.; V-8 390 ENG.</b>                          |         | <b>4-CYL. 2.5 L ENG.; 6-CYL. 4.2 L ENG.</b>                            |         |
|                                      | Pump Complete Rebuilding Kit; W/Saginaw P.S. Pump; ☆B..... | 7910    | Pump Complete Rebuilding Kit.....                                      |         |
|                                      | Pump Seal Kit; W/Eaton P.S. Pump; ☆A.....                  | 7168    | Pump Seal Kit.....   |         |
|                                      | Pump Seal Kit; W/Saginaw P.S. Pump; ☆B.....                | 7918    | Pump Drive Shaft Seal Kit.....   |         |
|                                      | Pump Drive Shaft Seal Kit; W/Eaton P.S. Pump; ☆A.....      | 8713    | Stg. Gear Complete Rebuilding Kit.....                                 |         |
|                                      | Pump Drive Shaft Seal Kit; W/Saginaw P.S. Pump; ☆B.....    | 8709    | Stg. Gear Major Seal Kit.....  |         |
|                                      | Stg. Gear Complete Rebuilding Kit.....                     | 7858    | Stg. Gear Input Shaft Seal Kit.....                                    |         |
|                                      | Stg. Gear Major Seal Kit.....                              | 7860    | Stg. Gear Complete Pitman Shaft Seal Kit.....                          |         |
|                                      | Stg. Gear Input Shaft Seal Kit.....                        | 7095    | Stg. Gear Lower Pitman Shaft Seal Kit.....                             |         |
|                                      | Stg. Gear Complete Pitman Shaft Seal Kit.....              | 8766    |  |         |
|                                      | Stg. Gear Lower Pitman Shaft Seal Kit.....                 | 7856    |  |         |
| <b>HOSE NUMERICAL</b>                | <b>1969-1968</b>   |         | <b>1980</b>  |         |
|                                      | <b>V-8 290 ENG.; V-8 343 ENG.; V-8 390 ENG.</b>            |         | <b>6-CYL. 4.2 L ENG.</b>   |         |
|                                      | Pump Complete Rebuilding Kit; W/Saginaw P.S. Pump; ☆B..... | 7910    | Pump Complete Rebuilding Kit.....                                      |         |
|                                      | Pump Seal Kit; W/Eaton P.S. Pump; ☆A.....                  | 7168    | Pump Seal Kit.....   |         |
|                                      | Pump Seal Kit; W/Saginaw P.S. Pump; ☆B.....                | 7918    | Pump Drive Shaft Seal Kit.....   |         |
|                                      | Pump Drive Shaft Seal Kit; W/Eaton P.S. Pump; ☆A.....      | 8713    | Stg. Gear Complete Rebuilding Kit.....                                 |         |
|                                      | Pump Drive Shaft Seal Kit; W/Saginaw P.S. Pump; ☆B.....    | 8709    | Stg. Gear Major Seal Kit.....  |         |
|                                      | Stg. Gear Complete Rebuilding Kit.....                     | 7858    | Stg. Gear Input Shaft Seal Kit.....                                    |         |
|                                      | Stg. Gear Major Seal Kit.....                              | 7860    | Stg. Gear Complete Pitman Shaft Seal Kit.....                          |         |
|                                      | Stg. Gear Input Shaft Seal Kit.....                        | 7095    | Stg. Gear Lower Pitman Shaft Seal Kit.....                             |         |
|                                      | Stg. Gear Complete Pitman Shaft Seal Kit.....              | 8766    |  |         |
|                                      | Stg. Gear Lower Pitman Shaft Seal Kit.....                 | 7856    |  |         |
| <b>REPAIR KITS</b>                   | <b>CONCORD</b>   |         | <b>GREMLIN</b>   |         |
|                                      | <b>1983</b>  |         | <b>1978-1977</b>   |         |
|                                      | <b>6-CYL. 4.2 L ENG.</b>                                   |         | <b>4-CYL. 121 ENG.; 6-CYL. 232 ENG.; 6-CYL. 258 ENG.</b>               |         |
|                                      | Pump Complete Rebuilding Kit.....                          | 7910    | Pump Complete Rebuilding Kit.....                                      |         |
|                                      | Pump Seal Kit.....   | 7918    | Pump Seal Kit.....   |         |
|                                      | Pump Drive Shaft Seal Kit.....                             | 8709    | Pump Drive Shaft Seal Kit.....   |         |
|                                      | Stg. Gear Complete Rebuilding Kit.....                     | 8522    | Stg. Gear Complete Rebuilding Kit.....                                 |         |
|                                      | Stg. Gear Major Seal Kit.....                              | 8521    | Stg. Gear Major Seal Kit.....  |         |
|                                      | Stg. Gear Input Shaft Seal Kit.....                        | 8525    | Stg. Gear Input Shaft Seal Kit.....                                    |         |
|                                      | Stg. Gear Complete Pitman Shaft Seal Kit.....              | 8766    | Stg. Gear Complete Pitman Shaft Seal Kit.....                          |         |
|                                      | Stg. Gear Lower Pitman Shaft Seal Kit.....                 | 7856    | Stg. Gear Lower Pitman Shaft Seal Kit.....                             |         |
| <b>KIT NUMERICAL</b>                 |  |         |  |         |
|                                      |  |         |  |         |
| <b>ILLUSTRATIONS</b>                 |  |         |  |         |
|                                      |  |         |  |         |

☆ See Pages A14 - A15 For Pump or Gear Identification.

⊗ Packaged one bushing per box, order as required.



# Power Steering Repair Kits for Passenger Cars and Light Trucks

| Application  | Kit No. | Application  | Kit No. |
|--|---------|--|---------|
| <b>AMERICAN MOTORS - Continued</b>                         |         | <b>AMERICAN MOTORS - Continued</b>                         |         |
| <b>GREMLIN - Continued</b>                                 |         | <b>HORNET - Continued</b>                                  |         |
| 1978-1977 - Continued                                      |         | 1974-1973 - Continued                                      |         |
| 4-CYL. 121 ENG.; 6-CYL. 232 ENG.; 6-CYL. 258 ENG.          |         | 6-CYL. 232 ENG.; 6-CYL. 258 ENG.; V-8 304 ENG.; V-8 360    |         |
| - Continued  |         | ENG. - Continued   |         |
| Stg. Gear Lower Pitman Shaft Seal Kit.....                 | 7856    | Stg. Gear Major Seal Kit.....                              | 7860    |
| <b>1976-1973</b>   |         | Stg. Gear Input Shaft Seal Kit.....                        | 7095    |
| 6-CYL. 232 ENG.; 6-CYL. 258 ENG.; V-8 304 ENG.             |         | Stg. Gear Complete Pitman Shaft Seal Kit.....              | 8766    |
| Pump Complete Rebuilding Kit.....                          | 7910    | Stg. Gear Lower Pitman Shaft Seal Kit.....                 | 7856    |
| Pump Seal Kit.....   | 7918    | <b>1972-1971</b>   |         |
| Pump Drive Shaft Seal Kit.....                             | 8709    | 6-CYL. 232 ENG.; 6-CYL. 258 ENG.                           |         |
| Stg. Gear Complete Rebuilding Kit.....                     | 7858    | Pump Complete Rebuilding Kit.....                          |         |
| Stg. Gear Major Seal Kit.....                              | 7860    | Pump Seal Kit.....   |         |
| Stg. Gear Input Shaft Seal Kit.....                        | 7095    | Pump Drive Shaft Seal Kit.....                             |         |
| Stg. Gear Complete Pitman Shaft Seal Kit.....              | 8766    | Stg. Gear Complete Rebuilding Kit.....                     |         |
| Stg. Gear Lower Pitman Shaft Seal Kit.....                 | 7856    | Stg. Gear Major Seal Kit.....                              |         |
| <b>1972</b>  |         | Stg. Gear Input Shaft Seal Kit.....                        |         |
| 6-CYL. 232 ENG.; 6-CYL. 258 ENG.                           |         | Stg. Gear Complete Pitman Shaft Seal Kit.....              |         |
| Pump Complete Rebuilding Kit.....                          | 7910    | Stg. Gear Lower Pitman Shaft Seal Kit.....                 |         |
| Pump Seal Kit.....   | 7918    | V-8 304 ENG.   |         |
| Pump Drive Shaft Seal Kit.....                             | 8709    | Pump Complete Rebuilding Kit; W/Saginaw P.S. Pump; ☆B..... |         |
| Stg. Gear Complete Rebuilding Kit.....                     | 7858    | Pump Seal Kit; W/Eaton P.S. Pump; ☆A.....                  |         |
| Stg. Gear Major Seal Kit.....                              | 7860    | Pump Seal Kit; W/Saginaw P.S. Pump; ☆B.....                |         |
| Stg. Gear Input Shaft Seal Kit.....                        | 7095    | Pump Drive Shaft Seal Kit; W/Eaton P.S. Pump; ☆A.....      |         |
| Stg. Gear Complete Pitman Shaft Seal Kit.....              | 8766    | Pump Drive Shaft Seal Kit; W/Saginaw P.S. Pump; ☆B.....    |         |
| Stg. Gear Lower Pitman Shaft Seal Kit.....                 | 7856    | Stg. Gear Complete Rebuilding Kit.....                     |         |
| <b>V-8 304 ENG.</b>  |         | Stg. Gear Major Seal Kit.....                              |         |
| Pump Complete Rebuilding Kit; W/Saginaw P.S. Pump; ☆B..... | 7910    | Stg. Gear Input Shaft Seal Kit.....                        |         |
| Pump Seal Kit; W/Eaton P.S. Pump; ☆A.....                  | 7168    | Stg. Gear Complete Pitman Shaft Seal Kit.....              |         |
| Pump Seal Kit; W/Saginaw P.S. Pump; ☆B.....                | 7918    | Stg. Gear Lower Pitman Shaft Seal Kit.....                 |         |
| Pump Drive Shaft Seal Kit; W/Eaton P.S. Pump; ☆A.....      | 8713    | <b>1970</b>  |         |
| Pump Drive Shaft Seal Kit; W/Saginaw P.S. Pump; ☆B.....    | 8709    | 6-CYL. 199 ENG.; 6-CYL. 232 ENG.                           |         |
| Stg. Gear Complete Rebuilding Kit.....                     | 7858    | Pump Complete Rebuilding Kit.....                          |         |
| Stg. Gear Major Seal Kit.....                              | 7860    | Pump Seal Kit.....   |         |
| Stg. Gear Input Shaft Seal Kit.....                        | 7095    | Pump Drive Shaft Seal Kit.....                             |         |
| Stg. Gear Complete Pitman Shaft Seal Kit.....              | 8766    | Stg. Gear Complete Rebuilding Kit.....                     |         |
| Stg. Gear Lower Pitman Shaft Seal Kit.....                 | 7856    | Stg. Gear Major Seal Kit.....                              |         |
| <b>1971</b>  |         | Stg. Gear Input Shaft Seal Kit.....                        |         |
| 6-CYL. 232 ENG.; 6-CYL. 258 ENG.                           |         | Stg. Gear Complete Pitman Shaft Seal Kit.....              |         |
| Pump Complete Rebuilding Kit.....                          | 7910    | Stg. Gear Lower Pitman Shaft Seal Kit.....                 |         |
| Pump Seal Kit.....   | 7918    | <b>V-8 304 ENG.</b>  |         |
| Pump Drive Shaft Seal Kit.....                             | 8709    | Pump Complete Rebuilding Kit; W/Saginaw P.S. Pump; ☆B..... |         |
| Stg. Gear Complete Rebuilding Kit.....                     | 7858    | Pump Seal Kit; W/Eaton P.S. Pump; ☆A.....                  |         |
| Stg. Gear Major Seal Kit.....                              | 7860    | Pump Seal Kit; W/Saginaw P.S. Pump; ☆B.....                |         |
| Stg. Gear Input Shaft Seal Kit.....                        | 7095    | Pump Drive Shaft Seal Kit; W/Eaton P.S. Pump; ☆A.....      |         |
| Stg. Gear Complete Pitman Shaft Seal Kit.....              | 8766    | Pump Drive Shaft Seal Kit; W/Saginaw P.S. Pump; ☆B.....    |         |
| Stg. Gear Lower Pitman Shaft Seal Kit.....                 | 7856    | Stg. Gear Complete Rebuilding Kit.....                     |         |
| <b>1970</b>  |         | Stg. Gear Major Seal Kit.....                              |         |
| 6-CYL. 199 ENG.; 6-CYL. 232 ENG.                           |         | Stg. Gear Input Shaft Seal Kit.....                        |         |
| Pump Complete Rebuilding Kit.....                          | 7910    | Stg. Gear Complete Pitman Shaft Seal Kit.....              |         |
| Pump Seal Kit.....   | 7918    | Stg. Gear Lower Pitman Shaft Seal Kit.....                 |         |
| Pump Drive Shaft Seal Kit.....                             | 8709    | <b>JAVELIN</b>   |         |
| Stg. Gear Complete Rebuilding Kit.....                     | 7858    | <b>1974-1973</b>   |         |
| Stg. Gear Major Seal Kit.....                              | 7860    | 6-CYL. 232 ENG.; 6-CYL. 258 ENG.; V-8 304 ENG.; V-8 360    |         |
| Stg. Gear Input Shaft Seal Kit.....                        | 7095    | ENG.; V-8 401 ENG.   |         |
| Stg. Gear Complete Pitman Shaft Seal Kit.....              | 8766    | Pump Complete Rebuilding Kit.....                          |         |
| Stg. Gear Lower Pitman Shaft Seal Kit.....                 | 7856    | Pump Seal Kit.....   |         |
| <b>HORNET</b>  |         | Pump Drive Shaft Seal Kit.....                             |         |
| <b>1977-1975</b>   |         | Stg. Gear Complete Rebuilding Kit.....                     |         |
| 6-CYL. 232 ENG.; 6-CYL. 258 ENG.; V-8 304 ENG.             |         | Stg. Gear Major Seal Kit.....                              |         |
| Pump Complete Rebuilding Kit.....                          | 7910    | Stg. Gear Input Shaft Seal Kit.....                        |         |
| Pump Seal Kit.....   | 7918    | Stg. Gear Complete Pitman Shaft Seal Kit.....              |         |
| Pump Drive Shaft Seal Kit.....                             | 8709    | Stg. Gear Lower Pitman Shaft Seal Kit.....                 |         |
| Stg. Gear Complete Rebuilding Kit.....                     | 7858    | <b>1972-1971</b>   |         |
| Stg. Gear Major Seal Kit.....                              | 7860    | 6-CYL. 232 ENG.; 6-CYL. 258 ENG.                           |         |
| Stg. Gear Input Shaft Seal Kit.....                        | 7095    | Pump Complete Rebuilding Kit.....                          |         |
| Stg. Gear Complete Pitman Shaft Seal Kit.....              | 8766    | Pump Seal Kit.....   |         |
| Stg. Gear Lower Pitman Shaft Seal Kit.....                 | 7856    | Pump Drive Shaft Seal Kit.....                             |         |
| <b>1974-1973</b>   |         | Stg. Gear Complete Rebuilding Kit.....                     |         |
| 6-CYL. 232 ENG.; 6-CYL. 258 ENG.; V-8 304 ENG.; V-8 360    |         | Stg. Gear Major Seal Kit.....                              |         |
| ENG.   |         | Stg. Gear Input Shaft Seal Kit.....                        |         |
| Pump Complete Rebuilding Kit.....                          | 7910    | Stg. Gear Complete Pitman Shaft Seal Kit.....              |         |
| Pump Seal Kit.....   | 7918    | Stg. Gear Lower Pitman Shaft Seal Kit.....                 |         |
| Pump Drive Shaft Seal Kit.....                             | 8709    | <b>1972-1971</b>   |         |
| Stg. Gear Complete Rebuilding Kit.....                     | 7858    | 6-CYL. 232 ENG.; 6-CYL. 258 ENG.                           |         |
| Stg. Gear Major Seal Kit.....                              | 7860    | Pump Complete Rebuilding Kit.....                          |         |
| Stg. Gear Input Shaft Seal Kit.....                        | 7095    | Pump Seal Kit.....   |         |
| Stg. Gear Complete Pitman Shaft Seal Kit.....              | 8766    | Pump Drive Shaft Seal Kit.....                             |         |
| Stg. Gear Lower Pitman Shaft Seal Kit.....                 | 7856    | Stg. Gear Complete Rebuilding Kit.....                     |         |
| <b>1974-1973</b>   |         | Stg. Gear Major Seal Kit.....                              |         |
| 6-CYL. 232 ENG.; 6-CYL. 258 ENG.; V-8 304 ENG.; V-8 360    |         | Stg. Gear Input Shaft Seal Kit.....                        |         |
| ENG.   |         | Stg. Gear Complete Pitman Shaft Seal Kit.....              |         |
| Pump Complete Rebuilding Kit.....                          | 7910    | Stg. Gear Lower Pitman Shaft Seal Kit.....                 |         |
| Pump Seal Kit.....   | 7918    | <b>V-8 304 ENG.; V-8 360 ENG.; V-8 401 ENG.</b>            |         |
| Pump Drive Shaft Seal Kit.....                             | 8709    | Pump Complete Rebuilding Kit; W/Saginaw P.S. Pump; ☆B..... |         |
| Stg. Gear Complete Rebuilding Kit.....                     | 7858    | Pump Seal Kit; W/Eaton P.S. Pump; ☆A.....                  |         |
| Stg. Gear Major Seal Kit.....                              | 7860    |  |         |
| Stg. Gear Input Shaft Seal Kit.....                        | 7095    |  |         |
| Stg. Gear Complete Pitman Shaft Seal Kit.....              | 8766    |  |         |
| Stg. Gear Lower Pitman Shaft Seal Kit.....                 | 7856    |  |         |

☆ See Pages A14 - A15 For Pump or Gear Identification.

⊛ Packaged one bushing per box, order as required.

**SYSTEM PUMP & GEAR IDENT.**

**SYSTEM & COMPONENT IDENT.**

**PASS. CARS**

**LIGHT TRUCKS**

**MEDIUM/HEAVY TRUCKS**

**BUSES**

**HOSE NUMERICAL**

**REPAIR KITS**

**KIT NUMERICAL**

**ILLUSTRATIONS**



# Power Steering Repair Kits for Passenger Cars and Light Trucks

|                                      | Application   | Kit No.   | Application                        | Kit No.                                  |      |
|--------------------------------------|---|---|------------------------------------|--|------|
| <b>SYSTEM PUMP &amp; GEAR IDENT.</b> | <b>AMERICAN MOTORS - Continued</b>                          |   | <b>AMERICAN MOTORS - Continued</b> |  |      |
|                                      | <b>JAVELIN - Continued</b>                                  |   | <b>MARLIN - Continued</b>          |  |      |
|                                      | <b>1972-1971 - Continued</b>                                |   | <b>1966 - Continued</b>            |  |      |
|                                      | <b>V-8 304 ENG.; V-8 360 ENG.; V-8 401 ENG. - Continued</b> |   | <b>6-CYL. 232 ENG. - Continued</b> |  |      |
|                                      |   | Pump Seal Kit; W/Saginaw P.S. Pump; ☆B                | 7918                               | Stg. Gear Major Seal Kit                 | 7860 |
|                                      |   | Pump Drive Shaft Seal Kit; W/Eaton P.S. Pump; ☆A      | 8713                               | Stg. Gear Input Shaft Seal Kit           | 7095 |
|                                      |   | Pump Drive Shaft Seal Kit; W/Saginaw P.S. Pump; ☆B    | 8709                               | Stg. Gear Complete Pitman Shaft Seal Kit | 8766 |
|                                      |   | Stg. Gear Complete Rebuilding Kit                     | 7858                               | Stg. Gear Lower Pitman Shaft Seal Kit    | 7856 |
|                                      |   | Stg. Gear Major Seal Kit                              | 7860                               |  |      |
|                                      |   | Stg. Gear Input Shaft Seal Kit                        | 7095                               |  |      |
| <b>SYSTEM &amp; COMPONENT IDENT.</b> |   | Stg. Gear Complete Pitman Shaft Seal Kit              | 8766                               |  |      |
|                                      |   | Stg. Gear Lower Pitman Shaft Seal Kit                 | 7856                               |  |      |
|                                      | <b>1970</b>   |   | <b>V-8 287 ENG.; V-8 327 ENG.</b>  |  |      |
|                                      | <b>6-CYL. 232 ENG.</b>                                      |   |                                    |  |      |
|                                      |   | Pump Complete Rebuilding Kit                          | 7910                               | Pump Seal Kit                            | 7168 |
|                                      |   | Pump Seal Kit   | 7918                               | Pump Drive Shaft Seal Kit                | 8713 |
|                                      |   | Pump Drive Shaft Seal Kit                             | 8709                               | Stg. Gear Complete Rebuilding Kit        | 7858 |
|                                      |   | Stg. Gear Complete Rebuilding Kit                     | 7858                               | Stg. Gear Major Seal Kit                 | 7860 |
|                                      |   | Stg. Gear Major Seal Kit                              | 7860                               | Stg. Gear Input Shaft Seal Kit           | 7095 |
|                                      |   | Stg. Gear Input Shaft Seal Kit                        | 7095                               | Stg. Gear Complete Pitman Shaft Seal Kit | 8766 |
| <b>PASS. CARS</b>                    |   | Stg. Gear Complete Pitman Shaft Seal Kit              | 8766                               | Stg. Gear Lower Pitman Shaft Seal Kit    |      |
|                                      |   | Stg. Gear Lower Pitman Shaft Seal Kit                 | 7856                               |  |      |
|                                      | <b>1978</b>   |   | <b>MATADOR</b>                     |  |      |
|                                      | <b>6-CYL. 258 ENG.; V-8 360 ENG.</b>                        |   | <b>1978</b>                        |  |      |
|                                      |   | Pump Complete Rebuilding Kit                          | 7910                               | <b>6-CYL. 258 ENG.; V-8 360 ENG.</b>     |      |
|                                      |   | Pump Seal Kit   | 7918                               | Pump Complete Rebuilding Kit             | 7910 |
|                                      |   | Pump Drive Shaft Seal Kit                             | 8709                               | Pump Seal Kit                            | 7918 |
|                                      |   | Stg. Gear Complete Rebuilding Kit                     | 7858                               | Pump Drive Shaft Seal Kit                | 8709 |
|                                      |   | Stg. Gear Major Seal Kit                              | 7860                               | Stg. Gear Complete Rebuilding Kit        | 7858 |
|                                      |   | Stg. Gear Input Shaft Seal Kit                        | 7095                               | Stg. Gear Major Seal Kit                 | 7860 |
| <b>LIGHT TRUCKS</b>                  |   | Stg. Gear Complete Pitman Shaft Seal Kit              | 8766                               | Stg. Gear Input Shaft Seal Kit           |      |
|                                      |   | Stg. Gear Lower Pitman Shaft Seal Kit                 | 7856                               | Stg. Gear Complete Pitman Shaft Seal Kit |      |
|                                      | <b>V-8 304 ENG.; V-8 360 ENG.; V-8 390 ENG.</b>             |   |                                    |  |      |
|                                      |   | Pump Complete Rebuilding Kit; W/Saginaw P.S. Pump; ☆B | 7910                               | Stg. Gear Lower Pitman Shaft Seal Kit    |      |
|                                      |   | Pump Seal Kit; W/Eaton P.S. Pump; ☆A                  | 7168                               |  |      |
|                                      |   | Pump Seal Kit; W/Saginaw P.S. Pump; ☆B                | 7918                               |  |      |
|                                      |   | Pump Drive Shaft Seal Kit; W/Eaton P.S. Pump; ☆A      | 8713                               |  |      |
|                                      |   | Pump Drive Shaft Seal Kit; W/Saginaw P.S. Pump; ☆B    | 8709                               |  |      |
|                                      |   | Stg. Gear Complete Rebuilding Kit                     | 7858                               |  |      |
|                                      |   | Stg. Gear Major Seal Kit                              | 7860                               |  |      |
| <b>MEDIUM/HEAVY TRUCKS</b>           |   | Stg. Gear Input Shaft Seal Kit                        | 7095                               |  |      |
|                                      |   | Stg. Gear Complete Pitman Shaft Seal Kit              | 8766                               |  |      |
|                                      |   | Stg. Gear Lower Pitman Shaft Seal Kit                 | 7856                               |  |      |
|                                      | <b>1969-1968</b>  |   |                                    |  |      |
|                                      | <b>6-CYL. 232 ENG.</b>                                      |   |                                    |  |      |
|                                      |   | Pump Complete Rebuilding Kit                          | 7910                               |  |      |
|                                      |   | Pump Seal Kit   | 7918                               |  |      |
|                                      |   | Pump Drive Shaft Seal Kit                             | 8709                               |  |      |
|                                      |   | Stg. Gear Complete Rebuilding Kit                     | 7858                               |  |      |
|                                      |   | Stg. Gear Major Seal Kit                              | 7860                               |  |      |
| <b>BUSES</b>                         |   | Stg. Gear Input Shaft Seal Kit                        | 7095                               |  |      |
|                                      |   | Stg. Gear Complete Pitman Shaft Seal Kit              | 8766                               |  |      |
|                                      |   | Stg. Gear Lower Pitman Shaft Seal Kit                 | 7856                               |  |      |
|                                      | <b>V-8 290 ENG.; V-8 343 ENG.; V-8 390 ENG.</b>             |   |                                    |  |      |
|                                      |   | Pump Complete Rebuilding Kit; W/Saginaw P.S. Pump; ☆B | 7910                               |  |      |
|                                      |   | Pump Seal Kit; W/Eaton P.S. Pump; ☆A                  | 7168                               |  |      |
|                                      |   | Pump Seal Kit; W/Saginaw P.S. Pump; ☆B                | 7918                               |  |      |
|                                      |   | Pump Drive Shaft Seal Kit; W/Eaton P.S. Pump; ☆A      | 8713                               |  |      |
|                                      |   | Pump Drive Shaft Seal Kit; W/Saginaw P.S. Pump; ☆B    | 8709                               |  |      |
|                                      |   | Stg. Gear Complete Rebuilding Kit                     | 7858                               |  |      |
| <b>HOSE NUMERICAL</b>                |   | Stg. Gear Major Seal Kit                              | 7860                               |  |      |
|                                      |   | Stg. Gear Input Shaft Seal Kit                        | 7095                               |  |      |
|                                      |   | Stg. Gear Complete Pitman Shaft Seal Kit              | 8766                               |  |      |
|                                      |   | Stg. Gear Lower Pitman Shaft Seal Kit                 | 7856                               |  |      |
|                                      | <b>MARLIN</b>   |   |                                    |  |      |
|                                      | <b>1967</b>   |   |                                    |  |      |
|                                      | <b>6-CYL. 232 ENG.</b>                                      |   |                                    |  |      |
|                                      |   | Pump Complete Rebuilding Kit                          | 7900                               |  |      |
|                                      |   | Pump Seal Kit   | 7898                               |  |      |
|                                      |   | Stg. Gear Complete Rebuilding Kit                     | 7858                               |  |      |
|                                      | Stg. Gear Major Seal Kit                                    | 7860  |                                    |  |      |
|                                      | Stg. Gear Input Shaft Seal Kit                              | 7095  |                                    |  |      |
|                                      | Stg. Gear Complete Pitman Shaft Seal Kit                    | 8766  |                                    |  |      |
|                                      | Stg. Gear Lower Pitman Shaft Seal Kit                       | 7856  |                                    |  |      |
| <b>REPAIR KITS</b>                   | <b>V-8 290 ENG.; V-8 343 ENG.</b>                           |   |                                    |  |      |
|                                      |   | Pump Seal Kit   | 7168                               |  |      |
|                                      |   | Pump Drive Shaft Seal Kit                             | 8713                               |  |      |
|                                      |   | Stg. Gear Complete Rebuilding Kit                     | 7858                               |  |      |
|                                      |   | Stg. Gear Major Seal Kit                              | 7860                               |  |      |
|                                      |   | Stg. Gear Input Shaft Seal Kit                        | 7095                               |  |      |
|                                      |   | Stg. Gear Complete Pitman Shaft Seal Kit              | 8766                               |  |      |
|                                      |   | Stg. Gear Lower Pitman Shaft Seal Kit                 | 7856                               |  |      |
|                                      | <b>1966</b>   |   |                                    |  |      |
|                                      | <b>6-CYL. 232 ENG.</b>                                      |   |                                    |  |      |
|                                      | Pump Complete Rebuilding Kit                                | 7900  |                                    |  |      |
|                                      | Pump Seal Kit   | 7898  |                                    |  |      |
|                                      | Stg. Gear Complete Rebuilding Kit                           | 7858  |                                    |  |      |
| <b>KIT NUMERICAL</b>                 | <b>1966</b>   |   |                                    |  |      |
|                                      | <b>6-CYL. 232 ENG.</b>                                      |   |                                    |  |      |
|                                      |   | Pump Complete Rebuilding Kit                          | 7900                               |  |      |
|                                      |   | Pump Seal Kit   | 7898                               |  |      |
|                                      |   | Stg. Gear Complete Rebuilding Kit                     | 7858                               |  |      |
|                                      | <b>ILLUSTRATIONS</b>  | <b>1966</b>   |                                    |  |      |
|                                      |   | <b>6-CYL. 232 ENG.</b>                                |                                    |  |      |
|                                      |   |   | Pump Complete Rebuilding Kit       | 7900                                     |      |
|                                      |   |   | Pump Seal Kit                      | 7898                                     |      |
|                                      |   |   | Stg. Gear Complete Rebuilding Kit  | 7858                                     |      |

☆ See Pages A14 - A15 For Pump or Gear Identification.

⊗ Packaged one bushing per box, order as required.

# Power Steering Repair Kits for Passenger Cars and Light Trucks

| Application   | Kit No. | Application  | Kit No. |
|---|---------|--|---------|
| <b>AMERICAN MOTORS - Continued</b>                        |         | <b>AMERICAN MOTORS - Continued</b>                       |         |
| <b>MATADOR - Continued</b>                                |         | <b>RAMBLER CLASSIC - Continued</b>                       |         |
| 1972-1971 - Continued                                     |         | 1966 - Continued   |         |
| V-8 304 ENG.; V-8 360 ENG.; V-8 401 ENG. - Continued      |         | 6-CYL. 199 ENG.; 6-CYL. 232 ENG. - Continued             |         |
| Stg. Gear Input Shaft Seal Kit.....                       | 7095    | Stg. Gear Complete Pitman Shaft Seal Kit.....            | 8766    |
| Stg. Gear Complete Pitman Shaft Seal Kit.....             | 8766    | Stg. Gear Lower Pitman Shaft Seal Kit.....               | 7856    |
| Stg. Gear Lower Pitman Shaft Seal Kit.....                | 7856    |  |         |
| <b>PACER</b>  |         | V-8 287 ENG.; V-8 290 ENG.; V-8 327 ENG.                 |         |
| 1980  |         | Pump Seal Kit.....                                       |         |
| 6-CYL. 4.2 L. ENG.  |         | Pump Drive Shaft Seal Kit.....                           |         |
| Pump Complete Rebuilding Kit.....                         | 7910    | Stg. Gear Complete Rebuilding Kit.....                   |         |
| Pump Seal Kit.....  | 7918    | Stg. Gear Major Seal Kit.....                            |         |
| Pump Drive Shaft Seal Kit.....                            | 8709    | Stg. Gear Input Shaft Seal Kit.....                      |         |
| Stg. Gear Input Shaft Seal Kit.....                       | 8525    | Stg. Gear Complete Pitman Shaft Seal Kit.....            |         |
| Rack & Pinion Upper Pinion Bearing Kit.....               | 8568    | Stg. Gear Lower Pitman Shaft Seal Kit.....               |         |
|   |         | 7856   |         |
| 1979  |         | <b>REBEL</b>   |         |
| 6-CYL. 258 ENG.; V-8 304 ENG.                             |         | 1970   |         |
| Pump Complete Rebuilding Kit.....                         | 7910    | 6-CYL. 232 ENG.  |         |
| Pump Seal Kit.....  | 7918    | Pump Complete Rebuilding Kit.....                        |         |
| Pump Drive Shaft Seal Kit.....                            | 8709    | Pump Seal Kit.....                                       |         |
| Stg. Gear Input Shaft Seal Kit.....                       | 8525    | Pump Drive Shaft Seal Kit.....                           |         |
| Rack & Pinion Upper Pinion Bearing Kit.....               | 8568    | Stg. Gear Complete Rebuilding Kit.....                   |         |
|   |         | Stg. Gear Major Seal Kit.....                            |         |
|   |         | Stg. Gear Input Shaft Seal Kit.....                      |         |
|   |         | Stg. Gear Complete Pitman Shaft Seal Kit.....            |         |
|   |         | Stg. Gear Lower Pitman Shaft Seal Kit.....               |         |
|   |         | 7856   |         |
| 1978  |         | V-8 304 ENG.; V-8 360 ENG.; V-8 390 ENG.                 |         |
| 6-CYL. 232 ENG.; 6-CYL. 258 ENG.; V-8 304 ENG.            |         | Pump Complete Rebuilding Kit; W/Eaton P.S. Pump; ☆A..... |         |
| Pump Complete Rebuilding Kit.....                         | 7910    | Pump Seal Kit; W/Eaton P.S. Pump; ☆A.....                |         |
| Pump Seal Kit.....  | 7918    | Pump Seal Kit; W/Saginaw P.S. Pump; ☆B.....              |         |
| Pump Drive Shaft Seal Kit.....                            | 8709    | Pump Drive Shaft Seal Kit; W/Eaton P.S. Pump; ☆A.....    |         |
| Stg. Gear Input Shaft Seal Kit.....                       | 8525    | Pump Drive Shaft Seal Kit; W/Saginaw P.S. Pump; ☆B.....  |         |
| Rack & Pinion Upper Pinion Bearing Kit.....               | 8568    | Stg. Gear Complete Rebuilding Kit.....                   |         |
|   |         | Stg. Gear Major Seal Kit.....                            |         |
|   |         | Stg. Gear Input Shaft Seal Kit.....                      |         |
|   |         | Stg. Gear Complete Pitman Shaft Seal Kit.....            |         |
|   |         | Stg. Gear Lower Pitman Shaft Seal Kit.....               |         |
|   |         | 7856   |         |
| 1977  |         | 1969   |         |
| 6-CYL. 232 ENG.; 6-CYL. 258 ENG.                          |         | 6-CYL. 232 ENG.  |         |
| Pump Complete Rebuilding Kit.....                         | 7910    | Pump Complete Rebuilding Kit.....                        |         |
| Pump Seal Kit.....  | 7918    | Pump Seal Kit.....                                       |         |
| Pump Drive Shaft Seal Kit.....                            | 8709    | Pump Drive Shaft Seal Kit.....                           |         |
| Stg. Gear Input Shaft Seal Kit; W/13/16" Input Shaft..... | 7095    | Stg. Gear Complete Rebuilding Kit.....                   |         |
| Stg. Gear Input Shaft Seal Kit; W/3/4" Input Shaft.....   | 8525    | Stg. Gear Major Seal Kit.....                            |         |
| Rack & Pinion Upper Pinion Bearing Kit.....               | 8568    | Stg. Gear Input Shaft Seal Kit.....                      |         |
|   |         | Stg. Gear Complete Pitman Shaft Seal Kit.....            |         |
|   |         | Stg. Gear Lower Pitman Shaft Seal Kit.....               |         |
|   |         | 7856   |         |
| 1976-1975   |         | V-8 290 ENG.; V-8 343 ENG.; V-8 390 ENG.                 |         |
| 6-CYL. 232 ENG.; 6-CYL. 258 ENG.                          |         | Pump Complete Rebuilding Kit; W/Eaton P.S. Pump; ☆A..... |         |
| Pump Complete Rebuilding Kit.....                         | 7910    | Pump Seal Kit; W/Eaton P.S. Pump; ☆A.....                |         |
| Pump Seal Kit.....  | 7918    | Pump Seal Kit; W/Saginaw P.S. Pump; ☆B.....              |         |
| Pump Drive Shaft Seal Kit.....                            | 8709    | Pump Drive Shaft Seal Kit; W/Eaton P.S. Pump; ☆A.....    |         |
| Rack & Pinion Upper Pinion Bearing Kit.....               | 8568    | Pump Drive Shaft Seal Kit; W/Saginaw P.S. Pump; ☆B.....  |         |
|   |         | Stg. Gear Complete Rebuilding Kit.....                   |         |
|   |         | Stg. Gear Major Seal Kit.....                            |         |
|   |         | Stg. Gear Input Shaft Seal Kit.....                      |         |
|   |         | Stg. Gear Complete Pitman Shaft Seal Kit.....            |         |
|   |         | Stg. Gear Lower Pitman Shaft Seal Kit.....               |         |
|   |         | 7856   |         |
| <b>RAMBLER</b>  |         | 1968   |         |
| 1969  |         | 6-CYL. 232 ENG.  |         |
| 6-CYL. 199 ENG.; 6-CYL. 232 ENG.                          |         | Pump Complete Rebuilding Kit.....                        |         |
| Pump Complete Rebuilding Kit.....                         | 7910    | Pump Seal Kit.....                                       |         |
| Pump Seal Kit.....  | 7918    | Pump Drive Shaft Seal Kit.....                           |         |
| Pump Drive Shaft Seal Kit.....                            | 8709    | Stg. Gear Complete Rebuilding Kit.....                   |         |
| Stg. Gear Complete Rebuilding Kit.....                    | 7858    | Stg. Gear Major Seal Kit.....                            |         |
| Stg. Gear Major Seal Kit.....                             | 7860    | Stg. Gear Input Shaft Seal Kit.....                      |         |
| Stg. Gear Input Shaft Seal Kit.....                       | 7095    | Stg. Gear Complete Pitman Shaft Seal Kit.....            |         |
| Stg. Gear Complete Pitman Shaft Seal Kit.....             | 8766    | Stg. Gear Lower Pitman Shaft Seal Kit.....               |         |
| Stg. Gear Lower Pitman Shaft Seal Kit.....                | 7856    | 7856   |         |
| V-8 290 ENG.; V-8 390 ENG.                                |         | V-8 290 ENG.; V-8 343 ENG.; V-8 390 ENG.                 |         |
| Pump Complete Rebuilding Kit; W/Eaton P.S. Pump; ☆A.....  | 7910    | Pump Complete Rebuilding Kit; W/Eaton P.S. Pump; ☆A..... |         |
| Pump Seal Kit; W/Eaton P.S. Pump; ☆A.....                 | 7168    | Pump Seal Kit; W/Eaton P.S. Pump; ☆A.....                |         |
| Pump Seal Kit; W/Saginaw P.S. Pump; ☆B.....               | 7918    | Pump Seal Kit; W/Saginaw P.S. Pump; ☆B.....              |         |
| Pump Drive Shaft Seal Kit; W/Eaton P.S. Pump; ☆A.....     | 8713    | Pump Drive Shaft Seal Kit; W/Eaton P.S. Pump; ☆A.....    |         |
| Pump Drive Shaft Seal Kit; W/Saginaw P.S. Pump; ☆B.....   | 8709    | Pump Drive Shaft Seal Kit; W/Saginaw P.S. Pump; ☆B.....  |         |
| Stg. Gear Complete Rebuilding Kit.....                    | 8709    | Stg. Gear Complete Rebuilding Kit.....                   |         |
| Stg. Gear Major Seal Kit.....                             | 7858    | Stg. Gear Major Seal Kit.....                            |         |
| Stg. Gear Input Shaft Seal Kit.....                       | 7860    | Stg. Gear Input Shaft Seal Kit.....                      |         |
| Stg. Gear Complete Pitman Shaft Seal Kit.....             | 7095    | Stg. Gear Complete Pitman Shaft Seal Kit.....            |         |
| Stg. Gear Lower Pitman Shaft Seal Kit.....                | 8766    | Stg. Gear Lower Pitman Shaft Seal Kit.....               |         |
|   | 7856    | 7856   |         |
| <b>RAMBLER CLASSIC</b>                                    |         | 1966   |         |
| 1966  |         | 6-CYL. 199 ENG.; 6-CYL. 232 ENG.                         |         |
| 6-CYL. 199 ENG.; 6-CYL. 232 ENG.                          |         | Pump Complete Rebuilding Kit.....                        |         |
| Pump Complete Rebuilding Kit.....                         | 7900    | Pump Seal Kit.....                                       |         |
| Pump Seal Kit.....  | 7898    | Stg. Gear Complete Rebuilding Kit.....                   |         |
| Stg. Gear Complete Rebuilding Kit.....                    | 7858    | Stg. Gear Major Seal Kit.....                            |         |
| Stg. Gear Major Seal Kit.....                             | 7860    | Stg. Gear Input Shaft Seal Kit.....                      |         |
| Stg. Gear Input Shaft Seal Kit.....                       | 7095    |  |         |

☆ See Pages A14 - A15 For Pump or Gear Identification.

⊙ Packaged one bushing per box, order as required.

**SYSTEM PUMP & GEAR IDENT.**

**SYSTEM & COMPONENT IDENT.**

**PASS. CARS**

**LIGHT TRUCKS**

**MEDIUM/HEAVY TRUCKS**

**BUSES**

**HOSE NUMERICAL**

**REPAIR KITS**

**KIT NUMERICAL**

**ILLUSTRATIONS**

# Power Steering Repair Kits for Passenger Cars and Light Trucks

|                                      | Application   | Kit No.                                       | Application                | Kit No.                    |      |
|--------------------------------------|---|---|----------------------------|----------------------------|------|
| <b>SYSTEM PUMP &amp; GEAR IDENT.</b> | <b>AMERICAN MOTORS - Continued</b>                              |   | <b>ASUNA - Continued</b>   |                            |      |
|                                      | <b>REBEL - Continued</b>  |   | <b>SUNFIRE</b>             |                            |      |
|                                      | 1968 - Continued  |   | 1993                       |                            |      |
|                                      | V-8 290 ENG.; V-8 343 ENG. - Continued                          |   | 4-CYL. 1.8 L ENG. (CANADA) |                            |      |
|                                      |   | Stg. Gear Lower Pitman Shaft Seal Kit.....    | 7856                       | Pump Seal Kit.....         | 8833 |
|                                      | 1967  |   | <b>SUNRUNNER</b>           |                            |      |
|                                      | 6-CYL. 232 ENG.   |   | 1993-1992                  |                            |      |
|                                      |   | Pump Complete Rebuilding Kit.....             | 7900                       | 4-CYL. 1.6 L ENG. (CANADA) |      |
|                                      |   | Pump Seal Kit.....                            | 7898                       | Pump Seal Kit.....         | 8840 |
|                                      |   | Stg. Gear Complete Rebuilding Kit.....        | 7858                       |                            |      |
| <b>SYSTEM &amp; COMPONENT IDENT.</b> |   | Stg. Gear Major Seal Kit.....                 | 7860                       |                            |      |
|                                      |   | Stg. Gear Input Shaft Seal Kit.....           | 7095                       |                            |      |
|                                      |   | Stg. Gear Complete Pitman Shaft Seal Kit..... | 8766                       |                            |      |
|                                      |   | Stg. Gear Lower Pitman Shaft Seal Kit.....    | 7856                       |                            |      |
|                                      | V-8 290 ENG.; V-8 343 ENG.                                      |   |                            |                            |      |
|                                      |   | Pump Seal Kit.....                            | 7168                       |                            |      |
|                                      |   | Pump Drive Shaft Seal Kit.....                | 8713                       |                            |      |
|                                      |   | Stg. Gear Complete Rebuilding Kit.....        | 7858                       |                            |      |
|                                      |   | Stg. Gear Major Seal Kit.....                 | 7860                       |                            |      |
|                                      |   | Stg. Gear Input Shaft Seal Kit.....           | 7095                       |                            |      |
| <b>PASS. CARS</b>                    |   | Stg. Gear Complete Pitman Shaft Seal Kit..... | 8766                       |                            |      |
|                                      |   | Stg. Gear Lower Pitman Shaft Seal Kit.....    | 7856                       |                            |      |
|                                      | <b>SPIRIT</b>   |   |                            |                            |      |
|                                      | 1983  |   |                            |                            |      |
|                                      | 6-CYL. 4.2 L ENG.   |   |                            |                            |      |
|                                      |   | Pump Complete Rebuilding Kit.....             | 7910                       |                            |      |
|                                      |   | Pump Seal Kit.....                            | 7918                       |                            |      |
|                                      |   | Pump Drive Shaft Seal Kit.....                | 8709                       |                            |      |
|                                      |   | Stg. Gear Complete Rebuilding Kit.....        | 8522                       |                            |      |
|                                      |   | Stg. Gear Major Seal Kit.....                 | 8521                       |                            |      |
| <b>LIGHT TRUCKS</b>                  |   | Stg. Gear Input Shaft Seal Kit.....           | 8525                       |                            |      |
|                                      |   | Stg. Gear Complete Pitman Shaft Seal Kit..... | 8766                       |                            |      |
|                                      |   | Stg. Gear Lower Pitman Shaft Seal Kit.....    | 7856                       |                            |      |
|                                      | 1982-1980   |   |                            |                            |      |
|                                      | 4-CYL. 2.5 L ENG.; 6-CYL. 4.2 L ENG.                            |   |                            |                            |      |
|                                      |   | Pump Complete Rebuilding Kit.....             | 7910                       |                            |      |
|                                      |   | Pump Seal Kit.....                            | 7918                       |                            |      |
|                                      |   | Pump Drive Shaft Seal Kit.....                | 8709                       |                            |      |
|                                      |   | Stg. Gear Complete Rebuilding Kit.....        | 8522                       |                            |      |
|                                      |   | Stg. Gear Major Seal Kit.....                 | 8521                       |                            |      |
| <b>MEDIUM/HEAVY TRUCKS</b>           |   | Stg. Gear Input Shaft Seal Kit.....           | 8525                       |                            |      |
|                                      |   | Stg. Gear Complete Pitman Shaft Seal Kit..... | 8766                       |                            |      |
|                                      |   | Stg. Gear Lower Pitman Shaft Seal Kit.....    | 7856                       |                            |      |
|                                      | 1991-1990   |   |                            |                            |      |
|                                      | 4-CYL. 2.3 L ENG.   |   |                            |                            |      |
|                                      |   | Pump Seal Kit.....                            | 7918                       |                            |      |
|                                      |   | Pump Drive Shaft Seal Kit.....                | 8709                       |                            |      |
|                                      |   | Stg. Gear Complete Rebuilding Kit.....        | 8522                       |                            |      |
|                                      |   | Stg. Gear Major Seal Kit.....                 | 8521                       |                            |      |
|                                      |   | Stg. Gear Input Shaft Seal Kit.....           | 8525                       |                            |      |
| <b>BUSES</b>                         |   | Stg. Gear Complete Pitman Shaft Seal Kit..... | 8766                       |                            |      |
|                                      |   | Stg. Gear Lower Pitman Shaft Seal Kit.....    | 7856                       |                            |      |
|                                      | 1992  |   |                            |                            |      |
|                                      | 4-CYL. 121 ENG.; 6-CYL. 232 ENG.; 6-CYL. 258 ENG.; V-8 304 ENG. |   |                            |                            |      |
|                                      |   | Pump Complete Rebuilding Kit.....             | 7910                       |                            |      |
|                                      |   | Pump Seal Kit.....                            | 7918                       |                            |      |
|                                      |   | Pump Drive Shaft Seal Kit.....                | 8709                       |                            |      |
|                                      |   | Stg. Gear Complete Rebuilding Kit.....        | 8522                       |                            |      |
|                                      |   | Stg. Gear Major Seal Kit.....                 | 8521                       |                            |      |
|                                      |   | Stg. Gear Input Shaft Seal Kit.....           | 8525                       |                            |      |
| <b>HOSE NUMERICAL</b>                |   | Stg. Gear Complete Pitman Shaft Seal Kit..... | 8766                       |                            |      |
|                                      |   | Stg. Gear Lower Pitman Shaft Seal Kit.....    | 7856                       |                            |      |
|                                      | 1979  |   |                            |                            |      |
|                                      | 4-CYL. 121 ENG.; 6-CYL. 232 ENG.; 6-CYL. 258 ENG.; V-8 304 ENG. |   |                            |                            |      |
|                                      |   | Pump Complete Rebuilding Kit.....             | 7910                       |                            |      |
|                                      |   | Pump Seal Kit.....                            | 7918                       |                            |      |
|                                      |   | Pump Drive Shaft Seal Kit.....                | 8709                       |                            |      |
|                                      |   | Stg. Gear Complete Rebuilding Kit.....        | 8522                       |                            |      |
|                                      |   | Stg. Gear Major Seal Kit.....                 | 8521                       |                            |      |
|                                      |   | Stg. Gear Input Shaft Seal Kit.....           | 8525                       |                            |      |
| <b>REPAIR KITS</b>                   |   | Stg. Gear Complete Pitman Shaft Seal Kit..... | 8766                       |                            |      |
|                                      |   | Stg. Gear Lower Pitman Shaft Seal Kit.....    | 7856                       |                            |      |
|                                      | <b>ASUNA</b>  |   |                            |                            |      |
|                                      | <b>GT</b>   |   |                            |                            |      |
|                                      | 1993  |   |                            |                            |      |
|                                      | 4-CYL. 1.6 L ENG. (CANADA)                                      |   |                            |                            |      |
|                                      |   | Pump Complete Rebuilding Kit.....             | 8561                       |                            |      |
|                                      |   | Pump Seal Kit.....                            | 8554                       |                            |      |
|                                      |   | Pump Drive Shaft Seal Kit.....                | 8712                       |                            |      |
|                                      | <b>SE</b>   |   |                            |                            |      |
| 1993                                 |   |   |                            |                            |      |
| 4-CYL. 1.6 L ENG. (CANADA)           |   |   |                            |                            |      |
|                                      | Pump Complete Rebuilding Kit.....                               | 8561  |                            |                            |      |
|                                      | Pump Seal Kit.....  | 8554  |                            |                            |      |
|                                      | Pump Drive Shaft Seal Kit.....                                  | 8712  |                            |                            |      |
| <b>KIT NUMERICAL</b>                 |   |   | <b>80</b>                  |                            |      |
|                                      |   |   | 1992                       |                            |      |
|                                      |   |   | 5-CYL. 2.3 L ENG.          |                            |      |
|                                      |   | Pump Seal Kit; W/ZF P.S. Pump.....            | 8841                       |                            |      |
|                                      |   | Rack & Pinion Seal Kit.....                   | 8756                       |                            |      |
|                                      |   |   | 1991                       |                            |      |
|                                      |   |   | 5-CYL. 2.3 L ENG.          |                            |      |
|                                      |   | Pump Seal Kit; W/ZF P.S. Pump.....            | 8841                       |                            |      |
|                                      |   | Rack & Pinion Seal Kit; W/Man. Trans. ....    | 8756                       |                            |      |
|                                      |   |   | 1990-1988                  |                            |      |
|                                      |   | 4-CYL. 2.0 L ENG.; 5-CYL. 2.3 L ENG.          |                            |                            |      |
|                                      | Pump Seal Kit; W/ZF P.S. Pump.....                              | 8841  |                            |                            |      |
|                                      | Rack & Pinion Seal Kit.....                                     | 8756  |                            |                            |      |
|                                      |   | <b>90</b>                                     |                            |                            |      |
|                                      |   | 1995-1993                                     |                            |                            |      |
|                                      |   | V-6 2.8 L ENG.                                |                            |                            |      |
|                                      | Pump Seal Kit.....  | 8842  |                            |                            |      |
|                                      |   | 1991  |                            |                            |      |
|                                      |   | 5-CYL. 2.3 L ENG.                             |                            |                            |      |
|                                      | Pump Seal Kit; W/DOHC Eng.....                                  | 8842  |                            |                            |      |
|                                      | Pump Seal Kit; W/SOHC Eng.; W/ZF P.S. Pump.....                 | 8841  |                            |                            |      |
|                                      | Rack & Pinion Seal Kit; W/Gear Drive .....                      | 8756  |                            |                            |      |
|                                      |   | 1990-1989                                     |                            |                            |      |
|                                      |   | 5-CYL. 2.3 L ENG.                             |                            |                            |      |
|                                      | Pump Seal Kit; W/ZF P.S. Pump.....                              | 8841  |                            |                            |      |
|                                      | Rack & Pinion Seal Kit.....                                     | 8756  |                            |                            |      |
|                                      |   | 1988  |                            |                            |      |
|                                      |   | 4-CYL. 2.0 L ENG.; 5-CYL. 2.3 L ENG.          |                            |                            |      |
|                                      | Pump Seal Kit; W/ZF P.S. Pump.....                              | 8841  |                            |                            |      |
|                                      | Rack & Pinion Seal Kit.....                                     | 8756  |                            |                            |      |

☆ See Pages A14 - A15 For Pump or Gear Identification.

⊗ Packaged one bushing per box, order as required.

# Power Steering Repair Kits for Passenger Cars and Light Trucks

| Application  | Kit No. | Application  | Kit No. |
|--|---------|--|---------|
| <b>AUDI - Continued</b>  |         | <b>BMW - Continued</b>   |         |
| <b>100</b>   |         | <b>M5 - Continued</b>  |         |
| <b>1994-1992</b>   |         | <b>1988</b>  |         |
| V-6 2.8 L ENG.<br>Pump Seal Kit.....   | 8842    | 6-CYL. 3.5 L ENG.<br>Pump Seal Kit; W/ZF P.S. Pump.....                  | 8841    |
| <b>1991-1989</b>   |         | <b>318I</b>  |         |
| 5-CYL. 2.3 L ENG.<br>Pump Seal Kit.....  | 8719    | <b>1995-1992</b>   |         |
| Rack & Pinion Seal Kit.....  | 8758    | 4-CYL. 1.8 L ENG.<br>Pump Seal Kit; W/ZF P.S. Pump.....                  | 8841    |
| <b>200</b>   |         | Rack & Pinion Seal Kit.....  | 8866    |
| <b>1991-1989</b>   |         | <b>1991</b>  |         |
| 5-CYL. 2.2 L ENG.<br>Pump Seal Kit.....  | 8719    | 4-CYL. 1.8 L ENG.<br>Pump Seal Kit; W/ZF P.S. Pump.....                  | 8841    |
| Rack & Pinion Seal Kit.....  | 8758    | <b>1985-1984</b>   |         |
| <b>4000</b>  |         | 4-CYL. 1.8 L ENG.<br>Pump Seal Kit; W/ZF P.S. Pump.....                  | 8841    |
| <b>1987-1984</b>   |         | Rack & Pinion Seal Kit; W/2-Piece Almm. Housing.....                     | 8666    |
| 4-CYL. 1.8 L ENG.; 5-CYL. 2.2 L ENG.<br>Rack & Pinion Seal Kit.....                            | 8756    | <b>318IS</b>   |         |
| <b>1983-1982</b>   |         | <b>1995</b>  |         |
| 4-CYL. 1.6 L DIESEL ENG.; 4-CYL. 1.7 L ENG.; 5-CYL. 2.2 L ENG.<br>Rack & Pinion Seal Kit.....  | 8756    | 4-CYL. 1.8 L ENG.<br>Rack & Pinion Seal Kit.....                         | 8866    |
| <b>1981</b>  |         | <b>1994</b>  |         |
| 4-CYL. 1.7 L ENG.; 5-CYL. 2.2 L ENG.<br>Rack & Pinion Seal Kit.....                            | 8756    | 4-CYL. 1.8 L ENG.<br>Pump Seal Kit; W/ZF P.S. Pump; Jan. 31 & Older..... | 8841    |
| <b>1980</b>  |         | Rack & Pinion Seal Kit.....  | 8866    |
| 4-CYL. 1.6 L ENG.; 5-CYL. 2.2 L ENG.<br>Rack & Pinion Seal Kit.....                            | 8756    | <b>1993-1992</b>   |         |
| <b>5000</b>  |         | 4-CYL. 1.8 L ENG.<br>Pump Seal Kit; W/ZF P.S. Pump.....                  | 8841    |
| <b>1988-1987</b>   |         | Rack & Pinion Seal Kit.....  | 8866    |
| 5-CYL. 2.2 L ENG.; 5-CYL. 2.3 L ENG.<br>Pump Seal Kit; W/Radial P.S. Pump.....                 | 8719    | <b>1991</b>  |         |
| Rack & Pinion Seal Kit.....  | 8758    | 4-CYL. 1.8 L ENG.<br>Pump Seal Kit; W/ZF P.S. Pump.....                  | 8841    |
| <b>1986</b>  |         | <b>318TI</b>   |         |
| 5-CYL. 2.2 L ENG.<br>Pump Seal Kit; W/Radial P.S. Pump.....                                    | 8719    | <b>1995</b>  |         |
| Rack & Pinion Seal Kit.....  | 8758    | 4-CYL. 1.8 L ENG.<br>Rack & Pinion Seal Kit.....                         | 8866    |
| <b>1985-1984</b>   |         | <b>320I</b>  |         |
| 5-CYL. 2.0 L DIESEL ENG. (CANADA); 5-CYL. 2.2 L ENG.<br>Pump Seal Kit; W/Radial P.S. Pump..... | 8719    | <b>1981-1980</b>   |         |
| Rack & Pinion Seal Kit.....  | 8758    | 4-CYL. 1.8 L ENG.<br>Pump Seal Kit; W/ZF P.S. Pump.....                  | 8841    |
| <b>1983-1982</b>   |         | <b>1979-1977</b>   |         |
| 5-CYL. 2.0 L DIESEL ENG.<br>Rack & Pinion Seal Kit.....  | 8757    | 4-CYL. 121 ENG.<br>Pump Seal Kit; W/ZF P.S. Pump.....                    | 8841    |
| <b>5-CYL. 2.2 L ENG.</b>   |         | <b>325</b>   |         |
| Pump Seal Kit; W/Radial P.S. Pump.....   | 8719    | <b>1988-1986</b>   |         |
| Rack & Pinion Seal Kit.....  | 8757    | 6-CYL. 2.7 L ENG.<br>Pump Seal Kit; W/ZF P.S. Pump.....                  | 8841    |
| <b>1981-1980</b>   |         | Rack & Pinion Seal Kit; W/1-Piece Almm. Housing.....                     | 8741    |
| 5-CYL. 2.0 L DIESEL ENG.; 5-CYL. 2.2 L ENG.<br>Rack & Pinion Seal Kit.....                     | 8757    | <b>325E</b>  |         |
| <b>1979</b>  |         | <b>1987-1984</b>   |         |
| 5-CYL. 121 DIESEL ENG.; 5-CYL. 131 ENG.<br>Rack & Pinion Seal Kit.....                         | 8757    | 6-CYL. 2.7 L ENG.<br>Pump Seal Kit; W/ZF P.S. Pump.....                  | 8841    |
| <b>1978</b>  |         | Rack & Pinion Seal Kit; W/1-Piece Almm. Housing.....                     | 8741    |
| 5-CYL. 131 ENG.<br>Rack & Pinion Seal Kit.....   | 8757    | <b>325I</b>  |         |
| <b>BMW</b>   |         | <b>1995-1992</b>   |         |
| <b>M5</b>  |         | 6-CYL. 2.5 L ENG.<br>Rack & Pinion Seal Kit.....                         | 8866    |
| <b>1993-1991</b>   |         | <b>1988-1987</b>   |         |
| 6-CYL. 3.6 L ENG.<br>Pump Seal Kit; W/ZF P.S. Pump.....  | 8841    | 6-CYL. 2.5 L ENG.<br>Pump Seal Kit; W/ZF P.S. Pump.....                  | 8841    |

**SYSTEM PUMP & GEAR IDENT.**

**SYSTEM & COMPONENT IDENT.**

**PASS. CARS**

**LIGHT TRUCKS**

**MEDIUM/HEAVY TRUCKS**

**BUSES**

**HOSE NUMERICAL**

**REPAIR KITS**

**KIT NUMERICAL**

**ILLUSTRATIONS**

☆ See Pages A14 - A15 For Pump or Gear Identification.

☉ Packaged one bushing per box, order as required.

# Power Steering Repair Kits for Passenger Cars and Light Trucks

|                                      | Application   | Kit No. | Application                                   | Kit No. |
|--------------------------------------|---|---------|---|---------|
| <b>SYSTEM PUMP &amp; GEAR IDENT.</b> | <b>BMW - Continued</b>                                    |         | <b>BMW - Continued</b>                        |         |
|                                      | <b>325IS</b>  |         | <b>850CI</b>                                  |         |
|                                      | 1995-1992   |         | 1995  |         |
|                                      | 6-CYL. 2.5 L ENG.   |         | V-12 5.4 L ENG.                               |         |
|                                      | Rack & Pinion Seal Kit.....                               | 8866    | Pump Seal Kit; W/ZF P.S. Pump.....            | 8841    |
| <b>SYSTEM &amp; COMPONENT IDENT.</b> | <b>524TD</b>  |         | <b>1994-1993</b>                              |         |
|                                      | 1986-1985   |         | V-12 5.0 L ENG.                               |         |
|                                      | 6-CYL. 2.4 L DIESEL ENG.                                  |         | Pump Seal Kit; W/ZF P.S. Pump.....            | 8841    |
|                                      | Pump Seal Kit; W/ZF P.S. Pump.....                        | 8841    | <b>850CSI</b>                                 |         |
| <b>PASS. CARS</b>                    | <b>525I</b>   |         | <b>1995-1994</b>                              |         |
|                                      | 1995-1992   |         | V-12 5.6 L ENG.                               |         |
|                                      | 6-CYL. 2.5 L ENG.   |         | Pump Seal Kit; W/ZF P.S. Pump.....            | 8841    |
|                                      | Pump Seal Kit; W/ZF P.S. Pump; W/Leveling Suspension..... | 8841    | <b>850I</b>                                   |         |
|                                      | <b>1991-1989</b>  |         | <b>1992-1991</b>                              |         |
|                                      | 6-CYL. 2.5 L ENG.   |         | V-12 5.0 L ENG.                               |         |
|                                      | Pump Seal Kit; W/ZF P.S. Pump.....                        | 8841    | Pump Seal Kit; W/ZF P.S. Pump.....            | 8841    |
| <b>LIGHT TRUCKS</b>                  | <b>528E</b>   |         | <b>BUICK</b>                                  |         |
|                                      | 1988-1984   |         | <b>APOLLO</b>                                 |         |
|                                      | 6-CYL. 2.7 L ENG.   |         | 1975  |         |
|                                      | Pump Seal Kit; W/ZF P.S. Pump.....                        | 8841    | 6-CYL. 250 ENG.; V-8 260 ENG.; V-8 350 ENG.   |         |
|                                      | <b>1983</b>   |         | Pump Complete Rebuilding Kit.....             | 7910    |
|                                      | 6-CYL. 2.7 L ENG.   |         | Pump Seal Kit.....                            | 7918    |
|                                      | Pump Seal Kit; W/ZF P.S. Pump; Sept. 1 & Newer.....       | 8841    | Pump Drive Shaft Seal Kit.....                | 8709    |
| <b>MEDIUM/HEAVY TRUCKS</b>           | <b>535I</b>   |         | Stg. Gear Complete Rebuilding Kit.....        | 7858    |
|                                      | 1993-1985   |         | Stg. Gear Major Seal Kit.....                 | 7860    |
|                                      | 6-CYL. 3.5 L ENG.   |         | Stg. Gear Input Shaft Seal Kit.....           | 7095    |
|                                      | Pump Seal Kit; W/ZF P.S. Pump.....                        | 8841    | Stg. Gear Complete Pitman Shaft Seal Kit..... | 8766    |
|                                      | <b>535IS</b>  |         | Stg. Gear Lower Pitman Shaft Seal Kit.....    | 7856    |
|                                      | 1988  |         | <b>1974-1973</b>                              |         |
|                                      | 6-CYL. 3.5 L ENG.   |         | 6-CYL. 250 ENG.; V-8 350 ENG.                 |         |
|                                      | Pump Seal Kit; W/ZF P.S. Pump.....                        | 8841    | Pump Complete Rebuilding Kit.....             | 7910    |
| <b>BUSES</b>                         | <b>633CSI</b>   |         | Pump Seal Kit.....                            | 7918    |
|                                      | 1984  |         | Pump Drive Shaft Seal Kit.....                | 8709    |
|                                      | 6-CYL. 3.2 L ENG.   |         | Stg. Gear Complete Rebuilding Kit.....        | 7858    |
|                                      | Pump Seal Kit; W/ZF P.S. Pump; Apr. 1 & Newer.....        | 8841    | Stg. Gear Major Seal Kit.....                 | 7860    |
|                                      | <b>635CSI</b>   |         | Stg. Gear Input Shaft Seal Kit.....           | 7095    |
|                                      | 1989-1988   |         | Stg. Gear Complete Pitman Shaft Seal Kit..... | 8766    |
|                                      | 6-CYL. 3.5 L ENG.   |         | Stg. Gear Lower Pitman Shaft Seal Kit.....    | 7856    |
|                                      | Pump Seal Kit.....  | 8841    | <b>CENTURION</b>                              |         |
|                                      | <b>1987</b>   |         | <b>1973-1972</b>                              |         |
|                                      | 6-CYL. 3.5 L ENG.   |         | V-8 350 ENG.                                  |         |
|                                      | Pump Seal Kit; W/ZF P.S. Pump; May & Older.....           | 8841    | Pump Complete Rebuilding Kit.....             | 7910    |
| <b>REPAIR KITS</b>                   | <b>1986-1985</b>  |         | Pump Seal Kit.....                            | 7918    |
|                                      | 6-CYL. 3.5 L ENG.   |         | Pump Drive Shaft Seal Kit.....                | 8709    |
|                                      | Pump Seal Kit; W/ZF P.S. Pump.....                        | 8841    | Stg. Gear Complete Rebuilding Kit.....        | 7858    |
|                                      | <b>735I</b>   |         | Stg. Gear Major Seal Kit.....                 | 7860    |
|                                      | 1992-1987   |         | Stg. Gear Input Shaft Seal Kit.....           | 7095    |
|                                      | 6-CYL. 3.5 L ENG.   |         | Stg. Gear Complete Pitman Shaft Seal Kit..... | 8766    |
|                                      | Pump Seal Kit; W/ZF P.S. Pump.....                        | 8841    | Stg. Gear Lower Pitman Shaft Seal Kit.....    | 7856    |
|                                      | <b>735IL</b>  |         | <b>V-8 455 ENG.</b>                           |         |
|                                      | 1992-1988   |         | Pump Complete Rebuilding Kit.....             | 7910    |
|                                      | 6-CYL. 3.5 L ENG.   |         | Pump Seal Kit.....                            | 7918    |
|                                      | Pump Seal Kit; W/ZF P.S. Pump.....                        | 8841    | Pump Drive Shaft Seal Kit.....                | 8709    |
| <b>KIT NUMERICAL</b>                 | <b>750IL</b>  |         | Stg. Gear Complete Rebuilding Kit.....        | 7857    |
|                                      | 1994-1988   |         | Stg. Gear Major Seal Kit.....                 | 7859    |
|                                      | V-12 5.0 L ENG.   |         | Stg. Gear Input Shaft Seal Kit.....           | 7095    |
|                                      | Pump Seal Kit; W/ZF P.S. Pump.....                        | 8841    | Stg. Gear Complete Pitman Shaft Seal Kit..... | 8766    |
|                                      |   |         | Stg. Gear Lower Pitman Shaft Seal Kit.....    | 7856    |
| <b>ILLUSTRATIONS</b>                 |   |         | <b>1971</b>                                   |         |
|                                      |   |         | V-8 455 ENG.                                  |         |
|                                      |   |         | Pump Complete Rebuilding Kit.....             | 7910    |
|                                      |   |         | Pump Seal Kit.....                            | 7918    |
|                                      |   |         | Pump Drive Shaft Seal Kit.....                | 8709    |
|                                      |   |         | Stg. Gear Complete Rebuilding Kit.....        | 7857    |
|                                      |   |         | Stg. Gear Major Seal Kit.....                 | 7859    |
|                                      |   |         | Stg. Gear Input Shaft Seal Kit.....           | 7095    |
|                                      |   |         | Stg. Gear Complete Pitman Shaft Seal Kit..... | 8766    |
|                                      |   |         | Stg. Gear Lower Pitman Shaft Seal Kit.....    | 7856    |

☆ See Pages A14 - A15 For Pump or Gear Identification.

⊗ Packaged one bushing per box, order as required.



# Power Steering Repair Kits for Passenger Cars and Light Trucks

| Application   | Kit No. | Application   | Kit No. |
|---|---------|---|---------|
| <b>BUICK - Continued</b>                                    |         | <b>BUICK - Continued</b>  |         |
| <b>CENTURY</b>  |         | <b>CENTURY - Continued</b>  |         |
| <b>1995-1994</b>  |         | <b>1986 - Continued</b>   |         |
| <b>4-CYL. 2.2 L ENG.; V-6 3.1 L ENG.</b>                    |         | <b>4-CYL. 2.5 L ENG.; V-6 2.8 L ENG. - Continued</b>                              |         |
| Pump Seal Kit.....  | 8624    | Rack & Pinion Upper Pinion Bearing Kit.....                                       | 8571    |
| Pump Drive Shaft Seal Kit.....                              | 8709    | Rack & Pinion Lower Pinion Bearing Kit.....                                       | 8572    |
| Rack & Pinion Seal Kit.....                                 | 8785    | <b>V-6 3.8 L ENG.</b>   |         |
| Rack & Pinion Upper Pinion Bearing Kit.....                 | 8571    | Pump Complete Rebuilding Kit.....   | 8561    |
| Rack & Pinion Lower Pinion Bearing Kit.....                 | 8572    | Pump Seal Kit.....  | 8554    |
| <b>1993</b>   |         | Pump Drive Shaft Seal Kit.....  | 8712    |
| <b>4-CYL. 2.2 L ENG.; V-6 3.3 L ENG.</b>                    |         | Rack & Pinion Seal Kit; W/O Performance Suspension.....                           | 8580    |
| Pump Seal Kit.....  | 8624    | Rack & Pinion Upper Pinion Bearing Kit.....                                       | 8571    |
| Pump Drive Shaft Seal Kit.....                              | 8709    | Rack & Pinion Lower Pinion Bearing Kit.....                                       | 8572    |
| Rack & Pinion Seal Kit; W/O Performance Suspension.....     | 8580    | <b>1985-1984</b>  |         |
| Rack & Pinion Upper Pinion Bearing Kit.....                 | 8571    | <b>4-CYL. 2.5 L ENG.; V-6 2.8 L ENG. (CANADA); V-6 3.0 L ENG.; V-6 3.8 L ENG.</b> |         |
| Rack & Pinion Lower Pinion Bearing Kit.....                 | 8572    | Pump Complete Rebuilding Kit.....   | 7910    |
| <b>1992</b>   |         | Pump Seal Kit.....  | 7918    |
| <b>4-CYL. 2.5 L ENG.; V-6 3.3 L ENG.</b>                    |         | Pump Drive Shaft Seal Kit.....  | 8709    |
| Pump Seal Kit.....  | 8624    | Rack & Pinion Seal Kit.....   | 8580    |
| Pump Drive Shaft Seal Kit.....                              | 8709    | Rack & Pinion Upper Pinion Bearing Kit.....                                       | 8571    |
| Rack & Pinion Seal Kit; W/O Performance Suspension.....     | 8580    | Rack & Pinion Lower Pinion Bearing Kit.....                                       | 8572    |
| Rack & Pinion Upper Pinion Bearing Kit.....                 | 8571    | <b>V-6 4.3 L DIESEL ENG.</b>  |         |
| Rack & Pinion Lower Pinion Bearing Kit.....                 | 8572    | Pump Complete Rebuilding Kit.....   | 8561    |
| <b>1991-1990</b>  |         | Pump Seal Kit.....  | 8554    |
| <b>4-CYL. 2.5 L ENG.; V-6 3.3 L ENG.</b>                    |         | Pump Drive Shaft Seal Kit.....  | 8712    |
| Pump Complete Rebuilding Kit; W/16mm Shaft; 1st Design..... | 8561    | Rack & Pinion Seal Kit.....   | 8580    |
| Pump Seal Kit; W/16mm Shaft; 1st Design.....                | 8554    | Rack & Pinion Upper Pinion Bearing Kit.....                                       | 8571    |
| Pump Seal Kit; W/19mm Shaft; 2nd Design.....                | 8624    | Rack & Pinion Lower Pinion Bearing Kit.....                                       | 8572    |
| Pump Drive Shaft Seal Kit; W/16mm Shaft; 1st Design.....    | 8712    | <b>1989</b>   |         |
| Pump Drive Shaft Seal Kit; W/19mm Shaft; 2nd Design.....    | 8709    | <b>4-CYL. 2.5 L ENG.; V-6 3.3 L ENG.</b>  |         |
| Rack & Pinion Seal Kit; W/O Performance Suspension.....     | 8580    | Pump Complete Rebuilding Kit.....   | 8561    |
| Rack & Pinion Upper Pinion Bearing Kit.....                 | 8571    | Pump Seal Kit.....  | 8554    |
| Rack & Pinion Lower Pinion Bearing Kit.....                 | 8572    | Pump Drive Shaft Seal Kit.....  | 8712    |
| <b>1989</b>   |         | Rack & Pinion Seal Kit; W/O Performance Suspension.....                           | 8580    |
| <b>4-CYL. 2.5 L ENG.; V-6 3.3 L ENG.</b>                    |         | Rack & Pinion Upper Pinion Bearing Kit.....                                       | 8571    |
| Pump Complete Rebuilding Kit.....                           | 8561    | Rack & Pinion Lower Pinion Bearing Kit.....                                       | 8572    |
| Pump Seal Kit.....  | 8554    | <b>V-6 2.8 L ENG.</b>   |         |
| Pump Drive Shaft Seal Kit.....                              | 8712    | Pump Seal Kit.....  | 8624    |
| Rack & Pinion Seal Kit; W/O Performance Suspension.....     | 8580    | Pump Drive Shaft Seal Kit.....  | 8709    |
| Rack & Pinion Upper Pinion Bearing Kit.....                 | 8571    | Rack & Pinion Seal Kit; W/O Performance Suspension.....                           | 8580    |
| Rack & Pinion Lower Pinion Bearing Kit.....                 | 8572    | Rack & Pinion Upper Pinion Bearing Kit.....                                       | 8571    |
| <b>V-6 2.8 L ENG.</b>                                       |         | Rack & Pinion Lower Pinion Bearing Kit.....                                       | 8572    |
| Pump Seal Kit.....  | 8624    | <b>1988</b>   |         |
| Pump Drive Shaft Seal Kit.....                              | 8709    | <b>4-CYL. 2.5 L ENG.; V-6 3.8 L ENG.</b>  |         |
| Rack & Pinion Seal Kit; W/O Performance Suspension.....     | 8580    | Pump Complete Rebuilding Kit.....   | 8561    |
| Rack & Pinion Upper Pinion Bearing Kit.....                 | 8571    | Pump Seal Kit.....  | 8554    |
| Rack & Pinion Lower Pinion Bearing Kit.....                 | 8572    | Pump Drive Shaft Seal Kit.....  | 8712    |
| <b>V-6 2.8 L ENG.</b>                                       |         | Rack & Pinion Seal Kit; W/O Performance Suspension.....                           | 8580    |
| Pump Seal Kit.....  | 8624    | Rack & Pinion Upper Pinion Bearing Kit.....                                       | 8571    |
| Pump Drive Shaft Seal Kit.....                              | 8709    | Rack & Pinion Lower Pinion Bearing Kit.....                                       | 8572    |
| Rack & Pinion Seal Kit; W/O Performance Suspension.....     | 8580    | <b>1987</b>   |         |
| Rack & Pinion Upper Pinion Bearing Kit.....                 | 8571    | <b>4-CYL. 2.5 L ENG.; V-6 2.8 L ENG.; V-6 3.8 L ENG.</b>                          |         |
| Rack & Pinion Lower Pinion Bearing Kit.....                 | 8572    | Pump Complete Rebuilding Kit.....   | 8561    |
| <b>1988</b>   |         | Pump Seal Kit.....  | 8554    |
| <b>4-CYL. 2.5 L ENG.; V-6 3.8 L ENG.</b>                    |         | Pump Drive Shaft Seal Kit.....  | 8712    |
| Pump Complete Rebuilding Kit.....                           | 8561    | Rack & Pinion Seal Kit; W/O Performance Suspension.....                           | 8580    |
| Pump Seal Kit.....  | 8554    | Rack & Pinion Upper Pinion Bearing Kit.....                                       | 8571    |
| Pump Drive Shaft Seal Kit.....                              | 8712    | Rack & Pinion Lower Pinion Bearing Kit.....                                       | 8572    |
| Rack & Pinion Seal Kit; W/O Performance Suspension.....     | 8580    | <b>1986</b>   |         |
| Rack & Pinion Upper Pinion Bearing Kit.....                 | 8571    | <b>4-CYL. 2.5 L ENG.; V-6 2.8 L ENG.</b>  |         |
| Rack & Pinion Lower Pinion Bearing Kit.....                 | 8572    | Pump Complete Rebuilding Kit.....   | 7910    |
| <b>V-6 2.8 L ENG.</b>                                       |         | Pump Seal Kit.....  | 7918    |
| Pump Seal Kit.....  | 8624    | Pump Drive Shaft Seal Kit.....  | 8709    |
| Pump Drive Shaft Seal Kit.....                              | 8709    | Stg. Gear Complete Rebuilding Kit; W/4-Bolt Gear Housing.....                     | 8522    |
| Rack & Pinion Seal Kit; W/O Performance Suspension.....     | 8580    | Stg. Gear Complete Rebuilding Kit; W/Ring Retained Housing.....                   | 8529    |
| Rack & Pinion Upper Pinion Bearing Kit.....                 | 8571    | Stg. Gear Major Seal Kit; W/4-Bolt Gear Housing.....                              | 8521    |
| Rack & Pinion Lower Pinion Bearing Kit.....                 | 8572    | Stg. Gear Major Seal Kit; W/Ring Retained Housing.....                            | 8528    |
| <b>1987</b>   |         | Stg. Gear Input Shaft Seal Kit; W/4-Bolt Gear Housing.....                        | 8525    |
| <b>4-CYL. 2.5 L ENG.; V-6 2.8 L ENG.; V-6 3.8 L ENG.</b>    |         | Stg. Gear Input Shaft Seal Kit; W/Ring Retained Housing.....                      | 7095    |
| Pump Complete Rebuilding Kit.....                           | 8561    | Stg. Gear Complete Pitman Shaft Seal Kit; W/4-Bolt Gear Housing... ..             | 8766    |
| Pump Seal Kit.....  | 8554    | Stg. Gear Complete Pitman Shaft Seal Kit; W/Ring Retained Housing.....            | 8767    |
| Pump Drive Shaft Seal Kit.....                              | 8712    | Stg. Gear Lower Pitman Shaft Seal Kit; W/4-Bolt Gear Housing.....                 | 7856    |
| Rack & Pinion Seal Kit; W/O Performance Suspension.....     | 8580    | Stg. Gear Lower Pitman Shaft Seal Kit; W/Ring Retained Housing....                | 8530    |
| Rack & Pinion Upper Pinion Bearing Kit.....                 | 8571    | <b>1986</b>   |         |
| Rack & Pinion Lower Pinion Bearing Kit.....                 | 8572    | <b>4-CYL. 2.5 L ENG.; V-6 2.8 L ENG.</b>  |         |
| <b>1986</b>   |         | <b>4-CYL. 2.5 L ENG.; V-6 2.8 L ENG.</b>  |         |
| Pump Complete Rebuilding Kit.....                           | 7910    | Pump Complete Rebuilding Kit.....   | 7910    |
| Pump Seal Kit.....  | 7918    | Pump Seal Kit.....  | 7918    |
| Pump Drive Shaft Seal Kit.....                              | 8709    | Pump Drive Shaft Seal Kit.....  | 8709    |
| Rack & Pinion Seal Kit; W/O Performance Suspension.....     | 8580    | Stg. Gear Complete Rebuilding Kit; W/4-Bolt Gear Housing.....                     | 8522    |
| Rack & Pinion Upper Pinion Bearing Kit.....                 | 8571    | Stg. Gear Complete Rebuilding Kit; W/Ring Retained Housing.....                   | 8529    |
| Rack & Pinion Lower Pinion Bearing Kit.....                 | 8572    | Stg. Gear Major Seal Kit; W/4-Bolt Gear Housing.....                              | 8521    |
| <b>1986</b>   |         | Stg. Gear Major Seal Kit; W/Ring Retained Housing.....                            | 8528    |
| <b>4-CYL. 2.5 L ENG.; V-6 2.8 L ENG.</b>                    |         | Stg. Gear Input Shaft Seal Kit; W/4-Bolt Gear Housing.....                        | 8525    |
| Pump Complete Rebuilding Kit.....                           | 7910    | Stg. Gear Input Shaft Seal Kit; W/Ring Retained Housing.....                      | 7095    |
| Pump Seal Kit.....  | 7918    | Stg. Gear Complete Pitman Shaft Seal Kit; W/4-Bolt Gear Housing... ..             | 8766    |
| Pump Drive Shaft Seal Kit.....                              | 8709    | Stg. Gear Complete Pitman Shaft Seal Kit; W/Ring Retained Housing.....            | 8767    |
| Rack & Pinion Seal Kit; W/O Performance Suspension.....     | 8580    | Stg. Gear Lower Pitman Shaft Seal Kit; W/4-Bolt Gear Housing.....                 | 7856    |
|   |         | Stg. Gear Lower Pitman Shaft Seal Kit; W/Ring Retained Housing....                | 8530    |

**SYSTEM PUMP & GEAR IDENT.**

**SYSTEM & COMPONENT IDENT.**

**PASS. CARS**

**LIGHT TRUCKS**

**MEDIUM/HEAVY TRUCKS**

**BUSES**

**HOSE NUMERICAL**

**REPAIR KITS**

**KIT NUMERICAL**

**ILLUSTRATIONS**

☆ See Pages A14 - A15 For Pump or Gear Identification.

⊙ Packaged one bushing per box, order as required.

# Power Steering Repair Kits for Passenger Cars and Light Trucks

|                           | Application   | Kit No.  | Application   | Kit No.                                       |      |
|---------------------------|---|--|---|---|------|
| SYSTEM PUMP & GEAR IDENT. | <b>BUICK - Continued</b>  |  | <b>BUICK - Continued</b>  |   |      |
|                           | <b>CENTURY - Continued</b>  |  | <b>CENTURY - Continued</b>  |   |      |
|                           | <b>1980</b>   |  | <b>1974-1973 - Continued</b>  |   |      |
|                           | <b>V-6 3.8 L ENG.; V-8 4.3 L ENG.; V-8 4.9 L ENG.; V-8 5.0 L ENG.</b>       |  | <b>V-8 350 ENG.; V-8 455 ENG. - Continued</b>   |   |      |
|                           |   | Pump Complete Rebuilding Kit.....                                      | 7910  | Stg. Gear Major Seal Kit.....                 | 7860 |
|                           |   | Pump Seal Kit.....   | 7918  | Stg. Gear Input Shaft Seal Kit.....           | 7095 |
|                           |   | Pump Drive Shaft Seal Kit.....   | 8709  | Stg. Gear Complete Pitman Shaft Seal Kit..... | 8766 |
|                           |   | Stg. Gear Complete Rebuilding Kit; W/4-Bolt Gear Housing.....          | 8522  | Stg. Gear Lower Pitman Shaft Seal Kit.....    | 7856 |
|                           |   | Stg. Gear Complete Rebuilding Kit; W/Ring Retained Housing.....        | 8529  |   |      |
|                           |   | Stg. Gear Major Seal Kit; W/4-Bolt Gear Housing.....                   | 8521  |   |      |
| SYSTEM & COMPONENT IDENT. |   | Stg. Gear Major Seal Kit; W/Ring Retained Housing.....                 | 8528  |   |      |
|                           |   | Stg. Gear Input Shaft Seal Kit; W/4-Bolt Gear Housing.....             | 8525  |   |      |
|                           |   | Stg. Gear Input Shaft Seal Kit; W/Ring Retained Housing.....           | 7095  |   |      |
|                           |   | Stg. Gear Complete Pitman Shaft Seal Kit; W/4-Bolt Gear Housing.....   | 8766  |   |      |
|                           |   | Stg. Gear Complete Pitman Shaft Seal Kit; W/Ring Retained Housing..... | 8767  |   |      |
|                           |   | Stg. Gear Lower Pitman Shaft Seal Kit; W/4-Bolt Gear Housing.....      | 7856  |   |      |
|                           |   | Stg. Gear Lower Pitman Shaft Seal Kit; W/Ring Retained Housing.....    | 8530  |   |      |
|                           |   |  |   |   |      |
|                           |   |  |   |   |      |
|                           |   |  |   |   |      |
| PASS. CARS                | <b>1979</b>   |  | <b>ELECTRA</b>  |   |      |
|                           | <b>V-6 196 ENG.; V-6 231 ENG.; V-8 301 ENG.; V-8 305 ENG.; V-8 350 ENG.</b> |  | <b>1990</b>   |   |      |
|                           |   | Pump Complete Rebuilding Kit.....                                      | 7910  | <b>V-6 3.8 L ENG.</b>                         |      |
|                           |   | Pump Seal Kit.....   | 7918  | Pump Complete Rebuilding Kit.....             | 8561 |
|                           |   | Pump Drive Shaft Seal Kit.....   | 8709  | Pump Seal Kit.....                            | 8554 |
|                           |   | Stg. Gear Complete Rebuilding Kit; W/4-Bolt Gear Housing.....          | 8522  | Pump Drive Shaft Seal Kit.....                | 8712 |
|                           |   | Stg. Gear Complete Rebuilding Kit; W/Ring Retained Housing.....        | 8529  | Rack & Pinion Seal Kit.....                   | 8580 |
|                           |   | Stg. Gear Major Seal Kit; W/4-Bolt Gear Housing.....                   | 8521  | Rack & Pinion Upper Pinion Bearing Kit.....   | 8571 |
|                           |   | Stg. Gear Major Seal Kit; W/Ring Retained Housing.....                 | 8528  | Rack & Pinion Lower Pinion Bearing Kit.....   | 8572 |
|                           |   | Stg. Gear Input Shaft Seal Kit; W/4-Bolt Gear Housing.....             | 8525  |   |      |
| LIGHT TRUCKS              |   | Stg. Gear Input Shaft Seal Kit; W/Ring Retained Housing.....           | 7095  |   |      |
|                           |   | Stg. Gear Complete Pitman Shaft Seal Kit; W/4-Bolt Gear Housing.....   | 8766  | <b>V-8 5.0 L ENG.</b>                         |      |
|                           |   | Stg. Gear Complete Pitman Shaft Seal Kit; W/Ring Retained Housing..... | 8767  | Pump Complete Rebuilding Kit.....             | 7910 |
|                           |   | Stg. Gear Lower Pitman Shaft Seal Kit; W/4-Bolt Gear Housing.....      | 7856  | Pump Seal Kit.....                            | 7918 |
|                           |   | Stg. Gear Lower Pitman Shaft Seal Kit; W/Ring Retained Housing.....    | 8530  | Pump Drive Shaft Seal Kit.....                | 8709 |
|                           |   |  |   | Stg. Gear Complete Rebuilding Kit.....        | 8522 |
|                           |   |  |   | Stg. Gear Major Seal Kit.....                 | 8521 |
|                           |   |  |   | Stg. Gear Input Shaft Seal Kit.....           | 8525 |
|                           |   |  |   | Stg. Gear Complete Pitman Shaft Seal Kit..... | 8766 |
|                           |   |  |   | Stg. Gear Lower Pitman Shaft Seal Kit.....    | 7856 |
| MEDIUM/HEAVY TRUCKS       | <b>1978</b>   |  | <b>1985</b>   |   |      |
|                           | <b>V-6 196 ENG.; V-6 231 ENG.; V-8 305 ENG.; V-8 350 ENG.</b>               |  | <b>V-6 3.0 L ENG.; V-6 3.8 L ENG.</b>   |   |      |
|                           |   | Pump Complete Rebuilding Kit.....                                      | 7910  | Pump Complete Rebuilding Kit.....             | 7910 |
|                           |   | Pump Seal Kit.....   | 7918  | Pump Seal Kit.....                            | 7918 |
|                           |   | Pump Drive Shaft Seal Kit.....   | 8709  | Pump Drive Shaft Seal Kit.....                | 8709 |
|                           |   | Stg. Gear Complete Rebuilding Kit; W/4-Bolt Gear Housing.....          | 7858  | Rack & Pinion Seal Kit.....                   | 8580 |
|                           |   | Stg. Gear Complete Rebuilding Kit; W/Ring Retained Housing.....        | 8529  | Rack & Pinion Upper Pinion Bearing Kit.....   | 8571 |
|                           |   | Stg. Gear Major Seal Kit; W/4-Bolt Gear Housing.....                   | 7860  | Rack & Pinion Lower Pinion Bearing Kit.....   | 8572 |
|                           |   | Stg. Gear Major Seal Kit; W/Ring Retained Housing.....                 | 8528  |   |      |
|                           |   | Stg. Gear Input Shaft Seal Kit.....                                    | 7095  | <b>V-6 4.3 L DIESEL ENG.</b>                  |      |
| BUSES                     |   | Stg. Gear Complete Pitman Shaft Seal Kit; W/4-Bolt Gear Housing.....   | 8766  | Pump Complete Rebuilding Kit.....             | 8561 |
|                           |   | Stg. Gear Complete Pitman Shaft Seal Kit; W/Ring Retained Housing..... | 8767  | Pump Seal Kit.....                            | 8554 |
|                           |   | Stg. Gear Lower Pitman Shaft Seal Kit; W/4-Bolt Gear Housing.....      | 7856  | Pump Drive Shaft Seal Kit.....                | 8712 |
|                           |   | Stg. Gear Lower Pitman Shaft Seal Kit; W/Ring Retained Housing.....    | 8530  | Rack & Pinion Seal Kit.....                   | 8580 |
|                           |   |  |   | Rack & Pinion Upper Pinion Bearing Kit.....   | 8571 |
|                           |   |  |   | Rack & Pinion Lower Pinion Bearing Kit.....   | 8572 |
|                           |   |  |   |   |      |
|                           |   |  |   |   |      |
|                           |   |  |   |   |      |
|                           |   |  |   |   |      |
| HOSE NUMERICAL            | <b>1977</b>   |  | <b>V-8 5.0 L ENG.; V-8 5.7 L DIESEL ENG.</b>  |   |      |
|                           | <b>V-6 231 ENG.; V-8 305 ENG.; V-8 350 ENG.; V-8 403 ENG.</b>               |  | Pump Complete Rebuilding Kit.....   |   | 7910 |
|                           |   | Pump Complete Rebuilding Kit.....                                      | 7910  | Pump Seal Kit.....                            | 7918 |
|                           |   | Pump Seal Kit.....   | 7918  | Pump Drive Shaft Seal Kit.....                | 8709 |
|                           |   | Pump Drive Shaft Seal Kit.....   | 8709  | Stg. Gear Complete Rebuilding Kit.....        | 8522 |
|                           |   | Stg. Gear Complete Rebuilding Kit.....                                 | 7858  | Stg. Gear Major Seal Kit.....                 | 8521 |
|                           |   | Stg. Gear Major Seal Kit.....  | 7860  | Stg. Gear Input Shaft Seal Kit.....           | 8525 |
|                           |   | Stg. Gear Input Shaft Seal Kit.....                                    | 7095  | Stg. Gear Complete Pitman Shaft Seal Kit..... | 8766 |
|                           |   | Stg. Gear Complete Pitman Shaft Seal Kit.....                          | 8766  | Stg. Gear Lower Pitman Shaft Seal Kit.....    | 7856 |
|                           |   | Stg. Gear Lower Pitman Shaft Seal Kit.....                             | 7856  |   |      |
| REPAIR KITS               | <b>1976-1975</b>  |  | <b>1984-1982</b>  |   |      |
|                           | <b>V-6 231 ENG.; V-8 350 ENG.</b>   |  | <b>V-6 4.1 L ENG.; V-8 5.0 L ENG.; V-8 5.7 L DIESEL ENG.</b>                          |   |      |
|                           |   | Pump Complete Rebuilding Kit.....                                      | 7910  | Pump Complete Rebuilding Kit.....             | 7910 |
|                           |   | Pump Seal Kit.....   | 7918  | Pump Seal Kit.....                            | 7918 |
|                           |   | Pump Drive Shaft Seal Kit.....   | 8709  | Pump Drive Shaft Seal Kit.....                | 8709 |
|                           |   | Stg. Gear Complete Rebuilding Kit.....                                 | 7858  | Stg. Gear Complete Rebuilding Kit.....        | 8522 |
|                           |   | Stg. Gear Major Seal Kit.....  | 7860  | Stg. Gear Major Seal Kit.....                 | 8521 |
|                           |   | Stg. Gear Input Shaft Seal Kit.....                                    | 7095  | Stg. Gear Input Shaft Seal Kit.....           | 8525 |
|                           |   | Stg. Gear Complete Pitman Shaft Seal Kit.....                          | 8766  | Stg. Gear Complete Pitman Shaft Seal Kit..... | 8766 |
|                           |   | Stg. Gear Lower Pitman Shaft Seal Kit.....                             | 7856  | Stg. Gear Lower Pitman Shaft Seal Kit.....    | 7856 |
| KIT NUMERICAL             | <b>1974-1973</b>  |  | <b>1981</b>   |   |      |
|                           | <b>V-8 350 ENG.; V-8 455 ENG.</b>   |  | <b>V-6 4.1 L ENG.; V-8 5.0 L ENG.; V-8 5.7 L ENG. (CANADA); V-8 5.7 L DIESEL ENG.</b> |   |      |
|                           |   | Pump Complete Rebuilding Kit.....                                      | 7910  | Pump Complete Rebuilding Kit.....             | 7910 |
|                           |   | Pump Seal Kit.....   | 7918  | Pump Seal Kit.....                            | 7918 |
|                           |   | Pump Drive Shaft Seal Kit.....   | 8709  | Pump Drive Shaft Seal Kit.....                | 8709 |
|                           |   | Stg. Gear Complete Rebuilding Kit.....                                 | 7858  | Stg. Gear Complete Rebuilding Kit.....        | 8522 |
|                           |   | Stg. Gear Major Seal Kit.....  | 7860  | Stg. Gear Major Seal Kit.....                 | 8521 |
|                           |   | Stg. Gear Input Shaft Seal Kit.....                                    | 7095  | Stg. Gear Input Shaft Seal Kit.....           | 8525 |
|                           |   | Stg. Gear Complete Pitman Shaft Seal Kit.....                          | 8766  | Stg. Gear Complete Pitman Shaft Seal Kit..... | 8766 |
|                           |   | Stg. Gear Lower Pitman Shaft Seal Kit.....                             | 7856  | Stg. Gear Lower Pitman Shaft Seal Kit.....    | 7856 |
| ILLUSTRATIONS             | <b>1974-1973</b>  |  | <b>1981</b>   |   |      |
|                           | <b>V-8 350 ENG.; V-8 455 ENG.</b>   |  | <b>V-6 4.1 L ENG.; V-8 5.0 L ENG.; V-8 5.7 L ENG. (CANADA); V-8 5.7 L DIESEL ENG.</b> |   |      |
|                           |   | Pump Complete Rebuilding Kit.....                                      | 7910  | Pump Complete Rebuilding Kit.....             | 7910 |
|                           |   | Pump Seal Kit.....   | 7918  | Pump Seal Kit.....                            | 7918 |
|                           |   | Pump Drive Shaft Seal Kit.....   | 8709  | Pump Drive Shaft Seal Kit.....                | 8709 |
|                           |   | Stg. Gear Complete Rebuilding Kit.....                                 | 7858  | Stg. Gear Complete Rebuilding Kit.....        | 8522 |
|                           |   | Stg. Gear Major Seal Kit.....  | 7860  | Stg. Gear Major Seal Kit.....                 | 8521 |
|                           |   | Stg. Gear Input Shaft Seal Kit.....                                    | 7095  | Stg. Gear Input Shaft Seal Kit.....           | 8525 |
|                           |   | Stg. Gear Complete Pitman Shaft Seal Kit.....                          | 8766  | Stg. Gear Complete Pitman Shaft Seal Kit..... | 8766 |
|                           |   | Stg. Gear Lower Pitman Shaft Seal Kit.....                             | 7856  | Stg. Gear Lower Pitman Shaft Seal Kit.....    | 7856 |

☆ See Pages A14 - A15 For Pump or Gear Identification.

⊛ Packaged one bushing per box, order as required.

# Power Steering Repair Kits for Passenger Cars and Light Trucks

| Application  | Kit No. | Application                                   | Kit No. |
|--|---------|---|---------|
| <b>BUICK - Continued</b>   |         | <b>BUICK - Continued</b>                      |         |
| <b>ELECTRA - Continued</b>   |         | <b>ELECTRA - Continued</b>                    |         |
| <b>1981 - Continued</b>  |         | <b>1966-1965 - Continued</b>                  |         |
| <b>V-6 4.1 L ENG.; V-8 5.0 L ENG.; V-8 5.7 L ENG. (CANADA);</b>              |         | <b>V-8 401 ENG.; V-8 425 ENG. - Continued</b> |         |
| V-8 5.7 L DIESEL ENG. - Continued  |         | Stg. Gear Complete Rebuilding Kit.....        | 7857    |
| Stg. Gear Input Shaft Seal Kit.....  | 8525    | Stg. Gear Major Seal Kit.....                 | 7859    |
| Stg. Gear Complete Pitman Shaft Seal Kit.....                                | 8766    | Stg. Gear Input Shaft Seal Kit.....           | 7095    |
| Stg. Gear Lower Pitman Shaft Seal Kit.....                                   | 7856    | Stg. Gear Complete Pitman Shaft Seal Kit..... | 8766    |
|  |         | Stg. Gear Lower Pitman Shaft Seal Kit.....    | 7856    |
| <b>1980</b>  |         | <b>1964-1960</b>                              |         |
| <b>V-6 4.1 L ENG.; V-8 4.9 L ENG.; V-8 5.7 L ENG.; V-8 5.7 L DIESEL ENG.</b> |         | <b>V-8 401 ENG.</b>                           |         |
| Pump Complete Rebuilding Kit.....  | 7910    | Pump Seal Kit.....                            | 8754    |
| Pump Seal Kit.....   | 7918    | Pump Drive Shaft Seal Kit.....                | 8709    |
| Pump Drive Shaft Seal Kit.....   | 8709    | Stg. Gear Complete Rebuilding Kit.....        | 7857    |
| Stg. Gear Complete Rebuilding Kit.....                                       | 8522    | Stg. Gear Major Seal Kit.....                 | 7859    |
| Stg. Gear Major Seal Kit.....  | 8521    | Stg. Gear Input Shaft Seal Kit.....           | 7095    |
| Stg. Gear Input Shaft Seal Kit.....  | 8525    | Stg. Gear Complete Pitman Shaft Seal Kit..... | 8766    |
| Stg. Gear Complete Pitman Shaft Seal Kit.....                                | 8766    | Stg. Gear Lower Pitman Shaft Seal Kit.....    | 7856    |
| Stg. Gear Lower Pitman Shaft Seal Kit.....                                   | 7856    |   |         |
| <b>1979</b>  |         | <b>1959</b>                                   |         |
| <b>V-8 350 ENG.; V-8 403 ENG.</b>  |         | <b>V-8 401 ENG.</b>                           |         |
| Pump Complete Rebuilding Kit.....  | 7910    | Stg. Gear Complete Rebuilding Kit.....        | 7857    |
| Pump Seal Kit.....   | 7918    | Stg. Gear Major Seal Kit.....                 | 7859    |
| Pump Drive Shaft Seal Kit.....   | 8709    | Stg. Gear Input Shaft Seal Kit.....           | 7095    |
| Stg. Gear Complete Rebuilding Kit.....                                       | 8522    | Stg. Gear Complete Pitman Shaft Seal Kit..... | 8766    |
| Stg. Gear Major Seal Kit.....  | 8521    | Stg. Gear Lower Pitman Shaft Seal Kit.....    | 7856    |
| Stg. Gear Input Shaft Seal Kit.....  | 8525    |   |         |
| Stg. Gear Complete Pitman Shaft Seal Kit.....                                | 8766    |   |         |
| Stg. Gear Lower Pitman Shaft Seal Kit.....                                   | 7856    |   |         |
| <b>1978-1977</b>   |         | <b>ESTATE WAGON</b>                           |         |
| <b>V-8 350 ENG.; V-8 403 ENG.</b>  |         | <b>1979</b>                                   |         |
| Pump Complete Rebuilding Kit.....  | 7910    | <b>V-8 350 ENG.; V-8 403 ENG.</b>             |         |
| Pump Seal Kit.....   | 7918    | Pump Complete Rebuilding Kit.....             | 7910    |
| Pump Drive Shaft Seal Kit.....   | 8709    | Pump Seal Kit.....                            | 7918    |
| Stg. Gear Complete Rebuilding Kit.....                                       | 8522    | Pump Drive Shaft Seal Kit.....                | 8709    |
| Stg. Gear Major Seal Kit.....  | 8521    | Stg. Gear Complete Rebuilding Kit.....        | 8522    |
| Stg. Gear Input Shaft Seal Kit.....  | 8525    | Stg. Gear Major Seal Kit.....                 | 8521    |
| Stg. Gear Complete Pitman Shaft Seal Kit.....                                | 8766    | Stg. Gear Input Shaft Seal Kit.....           | 8525    |
| Stg. Gear Lower Pitman Shaft Seal Kit.....                                   | 7856    | Stg. Gear Complete Pitman Shaft Seal Kit..... | 8766    |
|  |         | Stg. Gear Lower Pitman Shaft Seal Kit.....    | 7856    |
| <b>1976-1970</b>   |         | <b>1978-1977</b>                              |         |
| <b>V-8 455 ENG.</b>  |         | <b>V-8 350 ENG.; V-8 403 ENG.</b>             |         |
| Pump Complete Rebuilding Kit.....  | 7910    | Pump Complete Rebuilding Kit.....             | 7910    |
| Pump Seal Kit.....   | 7918    | Pump Seal Kit.....                            | 7918    |
| Pump Drive Shaft Seal Kit.....   | 8709    | Pump Drive Shaft Seal Kit.....                | 8709    |
| Stg. Gear Complete Rebuilding Kit.....                                       | 7857    | Stg. Gear Complete Rebuilding Kit.....        | 7858    |
| Stg. Gear Major Seal Kit.....  | 7859    | Stg. Gear Major Seal Kit.....                 | 7860    |
| Stg. Gear Input Shaft Seal Kit.....  | 7095    | Stg. Gear Input Shaft Seal Kit.....           | 7095    |
| Stg. Gear Complete Pitman Shaft Seal Kit.....                                | 8766    | Stg. Gear Complete Pitman Shaft Seal Kit..... | 8766    |
| Stg. Gear Lower Pitman Shaft Seal Kit.....                                   | 7856    | Stg. Gear Lower Pitman Shaft Seal Kit.....    | 7856    |
|  |         |   |         |
| <b>1969</b>  |         | <b>1976-1974</b>                              |         |
| <b>V-8 430 ENG.</b>  |         | <b>V-8 455 ENG.</b>                           |         |
| Pump Complete Rebuilding Kit.....  | 7910    | Pump Complete Rebuilding Kit.....             | 7910    |
| Pump Seal Kit.....   | 7918    | Pump Seal Kit.....                            | 7918    |
| Pump Drive Shaft Seal Kit.....   | 8709    | Pump Drive Shaft Seal Kit.....                | 8709    |
| Stg. Gear Complete Rebuilding Kit.....                                       | 7857    | Stg. Gear Complete Rebuilding Kit.....        | 7857    |
| Stg. Gear Major Seal Kit.....  | 7859    | Stg. Gear Major Seal Kit.....                 | 7859    |
| Stg. Gear Input Shaft Seal Kit.....  | 7095    | Stg. Gear Input Shaft Seal Kit.....           | 7095    |
| Stg. Gear Complete Pitman Shaft Seal Kit.....                                | 8766    | Stg. Gear Complete Pitman Shaft Seal Kit..... | 8766    |
| Stg. Gear Lower Pitman Shaft Seal Kit.....                                   | 7856    | Stg. Gear Lower Pitman Shaft Seal Kit.....    | 7856    |
|  |         |   |         |
| <b>1968-1967</b>   |         | <b>1973-1972</b>                              |         |
| <b>V-8 430 ENG.</b>  |         | <b>V-8 350 ENG.</b>                           |         |
| Pump Complete Rebuilding Kit; W/Two-Raised Mounting Pads.....                | 7910    | Pump Complete Rebuilding Kit.....             | 7910    |
| Pump Seal Kit; W/One-Raised Mounting Pads.....                               | 8755    | Pump Seal Kit.....                            | 7918    |
| Pump Seal Kit; W/Two-Raised Mounting Pads.....                               | 7918    | Pump Drive Shaft Seal Kit.....                | 8709    |
| Pump Drive Shaft Seal Kit; W/One-Raised Mounting Pads.....                   | 8711    | Stg. Gear Complete Rebuilding Kit.....        | 7858    |
| Pump Drive Shaft Seal Kit; W/Two-Raised Mounting Pads.....                   | 8709    | Stg. Gear Major Seal Kit.....                 | 7860    |
| Stg. Gear Complete Rebuilding Kit.....                                       | 7857    | Stg. Gear Input Shaft Seal Kit.....           | 7095    |
| Stg. Gear Major Seal Kit.....  | 7859    | Stg. Gear Complete Pitman Shaft Seal Kit..... | 8766    |
| Stg. Gear Input Shaft Seal Kit.....  | 7095    | Stg. Gear Lower Pitman Shaft Seal Kit.....    | 7856    |
| Stg. Gear Complete Pitman Shaft Seal Kit.....                                | 8766    |   |         |
| Stg. Gear Lower Pitman Shaft Seal Kit.....                                   | 7856    |   |         |
|  |         |   |         |
| <b>1966-1965</b>   |         | <b>V-8 455 ENG.</b>                           |         |
| <b>V-8 401 ENG.; V-8 425 ENG.</b>  |         | Pump Complete Rebuilding Kit.....             |         |
| Pump Seal Kit; W/5/8" P.S. Pump Shaft.....                                   | 8754    | Pump Seal Kit.....                            | 7918    |
| Pump Drive Shaft Seal Kit; W/5/8" P.S. Pump Shaft.....                       | 8709    | Pump Drive Shaft Seal Kit.....                | 8709    |
| Pump Drive Shaft Seal Kit; W/9/16" P.S. Pump Shaft.....                      | 8711    | Stg. Gear Complete Rebuilding Kit.....        | 7858    |
|  |         | Stg. Gear Major Seal Kit.....                 | 7860    |
|  |         | Stg. Gear Input Shaft Seal Kit.....           | 7095    |
|  |         | Stg. Gear Complete Pitman Shaft Seal Kit..... | 8766    |
|  |         | Stg. Gear Lower Pitman Shaft Seal Kit.....    | 7856    |
|  |         |   |         |

☆ See Pages A14 - A15 For Pump or Gear Identification.

⊛ Packaged one bushing per box, order as required.

SYSTEM  
PUMP &  
GEAR  
IDENT.

SYSTEM &  
COM-  
PONENT  
IDENT.

PASS.  
CARS

LIGHT  
TRUCKS

MEDIUM/  
HEAVY  
TRUCKS

BUSES

HOSE  
NUMER-  
ICAL

REPAIR  
KITS

KIT  
NUMER-  
ICAL

ILLUSTRATIONS

# Power Steering Repair Kits for Passenger Cars and Light Trucks

|                                    | Application   | Kit No. | Application   | Kit No. |
|------------------------------------|---|---------|---|---------|
| SYSTEM<br>PUMP &<br>GEAR<br>IDENT. | <b>BUICK - Continued</b>                                    |         | <b>BUICK - Continued</b>  |         |
|                                    | <b>ESTATE WAGON - Continued</b>                             |         | <b>LESABRE - Continued</b>  |         |
|                                    | <b>1971</b>   |         | <b>1986</b>   |         |
|                                    | <b>V-8 455 ENG.</b>   |         | <b>V-6 3.0 L ENG.; V-6 3.8 L ENG.</b>   |         |
|                                    | Pump Complete Rebuilding Kit.....                           | 7910    | Pump Complete Rebuilding Kit.....   | 8561    |
|                                    | Pump Seal Kit.....  | 7918    | Pump Seal Kit.....  | 8554    |
|                                    | Pump Drive Shaft Seal Kit.....                              | 8709    | Pump Drive Shaft Seal Kit.....  | 8712    |
|                                    | Stg. Gear Complete Rebuilding Kit.....                      | 7857    | Rack & Pinion Seal Kit.....   | 8580    |
|                                    | Stg. Gear Major Seal Kit.....                               | 7859    | Rack & Pinion Upper Pinion Bearing Kit.....   | 8571    |
|                                    | Stg. Gear Input Shaft Seal Kit.....                         | 7095    | Rack & Pinion Lower Pinion Bearing Kit.....   | 8572    |
|                                    | Stg. Gear Complete Pitman Shaft Seal Kit.....               | 8766    |   |         |
|                                    | Stg. Gear Lower Pitman Shaft Seal Kit.....                  | 7856    | <b>V-8 5.0 L ENG.</b>   |         |
|                                    |   |         | Pump Complete Rebuilding Kit.....   | 7910    |
|                                    |   |         | Pump Seal Kit.....  | 7918    |
|                                    |   |         | Pump Drive Shaft Seal Kit.....  | 8709    |
|                                    |   |         | Stg. Gear Complete Rebuilding Kit.....  | 8522    |
|                                    |   |         | Stg. Gear Major Seal Kit.....   | 8521    |
|                                    |   |         | Stg. Gear Input Shaft Seal Kit.....   | 8525    |
|                                    |   |         | Stg. Gear Complete Pitman Shaft Seal Kit.....   | 8766    |
|                                    |   |         | Stg. Gear Lower Pitman Shaft Seal Kit.....  | 7856    |
|                                    |   |         |   |         |
|                                    | <b>INVICTA</b>  |         | <b>1985</b>   |         |
|                                    | <b>1963</b>   |         | <b>V-6 3.8 L ENG.; V-8 5.0 L ENG.; V-8 5.7 L DIESEL ENG.</b>  |         |
|                                    | <b>V-8 401 ENG.</b>   |         | Pump Complete Rebuilding Kit.....   | 7910    |
|                                    | Pump Seal Kit.....  | 8754    | Pump Seal Kit.....  | 7918    |
|                                    | Pump Drive Shaft Seal Kit.....                              | 8709    | Pump Drive Shaft Seal Kit.....  | 8709    |
|                                    | Stg. Gear Complete Rebuilding Kit.....                      | 7857    | Stg. Gear Complete Rebuilding Kit.....  | 8522    |
|                                    | Stg. Gear Major Seal Kit.....                               | 7860    | Stg. Gear Major Seal Kit.....   | 8521    |
|                                    | Stg. Gear Input Shaft Seal Kit.....                         | 7095    | Stg. Gear Input Shaft Seal Kit.....   | 8525    |
|                                    | Stg. Gear Complete Pitman Shaft Seal Kit.....               | 8766    | Stg. Gear Complete Pitman Shaft Seal Kit.....   | 8766    |
|                                    | Stg. Gear Lower Pitman Shaft Seal Kit.....                  | 7856    | Stg. Gear Lower Pitman Shaft Seal Kit.....  | 7856    |
|                                    |   |         |   |         |
|                                    | <b>1962-1960</b>  |         | <b>1984-1983</b>  |         |
|                                    | <b>V-8 401 ENG.</b>   |         | <b>V-6 3.8 L ENG.; V-6 4.1 L ENG.; V-8 5.0 L ENG.; V-8 5.7 L DIESEL ENG.</b>                          |         |
|                                    | Pump Seal Kit.....  | 8754    | Pump Complete Rebuilding Kit.....   | 7910    |
|                                    | Pump Drive Shaft Seal Kit.....                              | 8709    | Pump Seal Kit.....  | 7918    |
|                                    | Stg. Gear Complete Rebuilding Kit.....                      | 7857    | Pump Drive Shaft Seal Kit.....  | 8709    |
|                                    | Stg. Gear Major Seal Kit.....                               | 7859    | Stg. Gear Complete Rebuilding Kit.....  | 8522    |
|                                    | Stg. Gear Input Shaft Seal Kit.....                         | 7095    | Stg. Gear Major Seal Kit.....   | 8521    |
|                                    | Stg. Gear Complete Pitman Shaft Seal Kit.....               | 8766    | Stg. Gear Input Shaft Seal Kit.....   | 8525    |
|                                    | Stg. Gear Lower Pitman Shaft Seal Kit.....                  | 7856    | Stg. Gear Complete Pitman Shaft Seal Kit.....   | 8766    |
|                                    |   |         | Stg. Gear Lower Pitman Shaft Seal Kit.....  | 7856    |
|                                    |   |         |   |         |
|                                    | <b>1959</b>   |         | <b>1982-1981</b>  |         |
|                                    | <b>V-8 401 ENG.</b>   |         | <b>V-6 3.8 L ENG.; V-6 4.1 L ENG.; V-8 4.4 L ENG. (CANADA); V-8 5.0 L ENG.; V-8 5.7 L DIESEL ENG.</b> |         |
|                                    | Stg. Gear Complete Rebuilding Kit.....                      | 7857    | Pump Complete Rebuilding Kit.....   | 7910    |
|                                    | Stg. Gear Major Seal Kit.....                               | 7859    | Pump Seal Kit.....  | 7918    |
|                                    | Stg. Gear Input Shaft Seal Kit.....                         | 7095    | Pump Drive Shaft Seal Kit.....  | 8709    |
|                                    | Stg. Gear Complete Pitman Shaft Seal Kit.....               | 8766    | Stg. Gear Complete Rebuilding Kit.....  | 8522    |
|                                    | Stg. Gear Lower Pitman Shaft Seal Kit.....                  | 7856    | Stg. Gear Major Seal Kit.....   | 8521    |
|                                    |   |         | Stg. Gear Input Shaft Seal Kit.....   | 8525    |
|                                    |   |         | Stg. Gear Complete Pitman Shaft Seal Kit.....   | 8766    |
|                                    |   |         | Stg. Gear Lower Pitman Shaft Seal Kit.....  | 7856    |
|                                    |   |         |   |         |
|                                    | <b>LESABRE</b>  |         | <b>1980</b>   |         |
|                                    | <b>1995-1992</b>  |         | <b>V-6 3.8 L ENG.; V-6 4.1 L ENG.; V-8 4.9 L ENG.; V-8 5.7 L ENG.; V-8 5.7 L DIESEL ENG.</b>          |         |
|                                    | <b>V-6 3.8 L ENG.</b>                                       |         | Pump Complete Rebuilding Kit.....   | 7910    |
|                                    | Pump Seal Kit; W/Electronic Variable Assist.....            | 8793    | Pump Seal Kit.....  | 7918    |
|                                    | Pump Seal Kit; W/O Electronic Variable Assist.....          | 8624    | Pump Drive Shaft Seal Kit.....  | 8709    |
|                                    | Pump Drive Shaft Seal Kit.....                              | 8709    | Stg. Gear Complete Rebuilding Kit.....  | 8522    |
|                                    | Rack & Pinion Seal Kit.....                                 | 8785    | Stg. Gear Major Seal Kit.....   | 8521    |
|                                    | Rack & Pinion Upper Pinion Bearing Kit.....                 | 8571    | Stg. Gear Input Shaft Seal Kit.....   | 8525    |
|                                    | Rack & Pinion Lower Pinion Bearing Kit.....                 | 8572    | Stg. Gear Complete Pitman Shaft Seal Kit.....   | 8766    |
|                                    |   |         | Stg. Gear Lower Pitman Shaft Seal Kit.....  | 7856    |
|                                    |   |         |   |         |
|                                    | <b>1991</b>   |         | <b>1979</b>   |         |
|                                    | <b>V-6 3.8 L ENG.</b>                                       |         | <b>V-6 231 ENG.; V-8 301 ENG.; V-8 350 ENG.</b>   |         |
|                                    | Pump Complete Rebuilding Kit; W/16mm Shaft; 1st Design..... | 8561    | Pump Complete Rebuilding Kit.....   | 7910    |
|                                    | Pump Seal Kit; W/16mm Shaft; 1st Design.....                | 8554    | Pump Seal Kit.....  | 7918    |
|                                    | Pump Seal Kit; W/19mm Shaft; 2nd Design.....                | 8624    | Pump Drive Shaft Seal Kit.....  | 8709    |
|                                    | Pump Drive Shaft Seal Kit; W/16mm Shaft; 1st Design.....    | 8712    | Stg. Gear Complete Rebuilding Kit.....  | 8522    |
|                                    | Pump Drive Shaft Seal Kit; W/19mm Shaft; 2nd Design.....    | 8709    | Stg. Gear Major Seal Kit.....   | 8521    |
|                                    | Rack & Pinion Seal Kit.....                                 | 8580    | Stg. Gear Input Shaft Seal Kit.....   | 8525    |
|                                    | Rack & Pinion Upper Pinion Bearing Kit.....                 | 8571    | Stg. Gear Complete Pitman Shaft Seal Kit.....   | 8766    |
|                                    | Rack & Pinion Lower Pinion Bearing Kit.....                 | 8572    | Stg. Gear Lower Pitman Shaft Seal Kit.....  | 7856    |
|                                    |   |         |   |         |
|                                    | <b>1990-1987</b>  |         | <b>1978</b>   |         |
|                                    | <b>V-6 3.8 L ENG.</b>                                       |         | <b>V-6 231 ENG.; V-8 301 ENG.; V-8 305 ENG.; V-8 350 ENG.; V-8 403 ENG.</b>                           |         |
|                                    | Pump Complete Rebuilding Kit.....                           | 8561    | Pump Complete Rebuilding Kit.....   | 7910    |
|                                    | Pump Seal Kit.....  | 8554    |   |         |
|                                    | Pump Drive Shaft Seal Kit.....                              | 8712    |   |         |
|                                    | Rack & Pinion Seal Kit.....                                 | 8580    |   |         |
|                                    | Rack & Pinion Upper Pinion Bearing Kit.....                 | 8571    |   |         |
|                                    | Rack & Pinion Lower Pinion Bearing Kit.....                 | 8572    |   |         |
|                                    |   |         |   |         |
|                                    | <b>V-8 5.0 L ENG.</b>                                       |         |   |         |
|                                    | Pump Complete Rebuilding Kit.....                           | 7910    |   |         |
|                                    | Pump Seal Kit.....  | 7918    |   |         |
|                                    | Pump Drive Shaft Seal Kit.....                              | 8709    |   |         |
|                                    | Stg. Gear Complete Rebuilding Kit.....                      | 8522    |   |         |
|                                    | Stg. Gear Major Seal Kit.....                               | 8521    |   |         |
|                                    | Stg. Gear Input Shaft Seal Kit.....                         | 8525    |   |         |
|                                    | Stg. Gear Complete Pitman Shaft Seal Kit.....               | 8766    |   |         |
|                                    | Stg. Gear Lower Pitman Shaft Seal Kit.....                  | 7856    |   |         |

☆ See Pages A14 - A15 For Pump or Gear Identification.

⊗ Packaged one bushing per box, order as required.



# Power Steering Repair Kits for Passenger Cars and Light Trucks

| Application   | Kit No. | Application   | Kit No. |
|---|---------|---|---------|
| <b>BUICK - Continued</b>  |         | <b>BUICK - Continued</b>                                      |         |
| <b>LESABRE - Continued</b>  |         | <b>LESABRE - Continued</b>                                    |         |
| <b>1978 - Continued</b>   |         | <b>1974-1971 - Continued</b>                                  |         |
| <b>V-6 231 ENG.; V-8 301 ENG.; V-8 305 ENG.; V-8 350 ENG.; V-8 403 ENG. - Continued</b> |         | <b>V-8 455 ENG. - Continued</b>                               |         |
| Pump Seal Kit.....  | 7918    | Stg. Gear Complete Pitman Shaft Seal Kit.....                 | 8766    |
| Pump Drive Shaft Seal Kit.....  | 8709    | Stg. Gear Lower Pitman Shaft Seal Kit.....                    | 7856    |
| Stg. Gear Complete Rebuilding Kit.....  | 7858    | <b>1970</b>   |         |
| Stg. Gear Major Seal Kit.....   | 7860    | <b>6-CYL. 250 ENG.; V-8 350 ENG.</b>                          |         |
| Stg. Gear Input Shaft Seal Kit.....   | 7095    | Pump Complete Rebuilding Kit.....                             | 7910    |
| Stg. Gear Complete Pitman Shaft Seal Kit.....   | 8766    | Pump Seal Kit.....  | 7918    |
| Stg. Gear Lower Pitman Shaft Seal Kit.....  | 7856    | Pump Drive Shaft Seal Kit.....                                | 8709    |
| <b>1977</b>   |         | Stg. Gear Complete Rebuilding Kit.....                        | 7858    |
| <b>V-6 231 ENG.; V-8 301 ENG.; V-8 350 ENG.; V-8 403 ENG.</b>                           |         | Stg. Gear Major Seal Kit.....                                 | 7860    |
| Pump Complete Rebuilding Kit.....   | 7910    | Stg. Gear Input Shaft Seal Kit.....                           | 7095    |
| Pump Seal Kit.....  | 7918    | Stg. Gear Complete Pitman Shaft Seal Kit.....                 | 8766    |
| Pump Drive Shaft Seal Kit.....  | 8709    | Stg. Gear Lower Pitman Shaft Seal Kit.....                    | 7856    |
| Stg. Gear Complete Rebuilding Kit.....  | 7858    | <b>V-8 455 ENG.</b>   |         |
| Stg. Gear Major Seal Kit.....   | 7860    | Pump Complete Rebuilding Kit.....                             | 7910    |
| Stg. Gear Input Shaft Seal Kit.....   | 7095    | Pump Seal Kit.....  | 7918    |
| Stg. Gear Complete Pitman Shaft Seal Kit.....   | 8766    | Pump Drive Shaft Seal Kit.....                                | 8709    |
| Stg. Gear Lower Pitman Shaft Seal Kit.....  | 7856    | Stg. Gear Complete Rebuilding Kit; Exc. Wagon.....            | 7858    |
| <b>1976</b>   |         | Stg. Gear Complete Rebuilding Kit; Wagon.....                 | 7857    |
| <b>V-6 231 ENG.; V-8 350 ENG.</b>   |         | Stg. Gear Major Seal Kit; Exc. Wagon.....                     | 7860    |
| Pump Complete Rebuilding Kit.....   | 7910    | Stg. Gear Major Seal Kit; Wagon.....                          | 7859    |
| Pump Seal Kit.....  | 7918    | Stg. Gear Input Shaft Seal Kit.....                           | 7095    |
| Pump Drive Shaft Seal Kit.....  | 8709    | Stg. Gear Complete Pitman Shaft Seal Kit.....                 | 8766    |
| Stg. Gear Complete Rebuilding Kit.....  | 7858    | Stg. Gear Lower Pitman Shaft Seal Kit.....                    | 7856    |
| Stg. Gear Major Seal Kit.....   | 7860    | <b>1969-1968</b>  |         |
| Stg. Gear Input Shaft Seal Kit.....   | 7095    | <b>V-8 350 ENG.</b>   |         |
| Stg. Gear Complete Pitman Shaft Seal Kit.....   | 8766    | Pump Complete Rebuilding Kit; W/Two-Raised Mounting Pads..... | 7910    |
| Stg. Gear Lower Pitman Shaft Seal Kit.....  | 7856    | Pump Seal Kit; W/One-Raised Mounting Pads.....                | 8755    |
| <b>V-8 455 ENG.</b>   |         | Pump Seal Kit; W/Two-Raised Mounting Pads.....                | 7918    |
| Pump Complete Rebuilding Kit.....   | 7910    | Pump Drive Shaft Seal Kit; W/One-Raised Mounting Pads.....    | 8711    |
| Pump Seal Kit.....  | 7918    | Pump Drive Shaft Seal Kit; W/Two-Raised Mounting Pads.....    | 8709    |
| Pump Drive Shaft Seal Kit.....  | 8709    | Stg. Gear Complete Rebuilding Kit.....                        | 7858    |
| Stg. Gear Complete Rebuilding Kit.....  | 7857    | Stg. Gear Major Seal Kit.....                                 | 7860    |
| Stg. Gear Major Seal Kit.....   | 7859    | Stg. Gear Input Shaft Seal Kit.....                           | 7095    |
| Stg. Gear Input Shaft Seal Kit.....   | 7095    | Stg. Gear Complete Pitman Shaft Seal Kit.....                 | 8766    |
| Stg. Gear Complete Pitman Shaft Seal Kit.....   | 8766    | Stg. Gear Lower Pitman Shaft Seal Kit.....                    | 7856    |
| Stg. Gear Lower Pitman Shaft Seal Kit.....  | 7856    | <b>1967</b>   |         |
| <b>1975</b>   |         | <b>V-8 340 ENG.</b>   |         |
| <b>V-8 350 ENG.; V-8 400 ENG.</b>   |         | Pump Complete Rebuilding Kit; W/Two-Raised Mounting Pads..... | 7910    |
| Pump Complete Rebuilding Kit.....   | 7910    | Pump Seal Kit; W/One-Raised Mounting Pads.....                | 8755    |
| Pump Seal Kit.....  | 7918    | Pump Seal Kit; W/Two-Raised Mounting Pads.....                | 7918    |
| Pump Drive Shaft Seal Kit.....  | 8709    | Pump Drive Shaft Seal Kit; W/One-Raised Mounting Pads.....    | 8711    |
| Stg. Gear Complete Rebuilding Kit.....  | 7858    | Pump Drive Shaft Seal Kit; W/Two-Raised Mounting Pads.....    | 8709    |
| Stg. Gear Major Seal Kit.....   | 7860    | Stg. Gear Complete Rebuilding Kit.....                        | 7858    |
| Stg. Gear Input Shaft Seal Kit.....   | 7095    | Stg. Gear Major Seal Kit.....                                 | 7860    |
| Stg. Gear Complete Pitman Shaft Seal Kit.....   | 8766    | Stg. Gear Input Shaft Seal Kit.....                           | 7095    |
| Stg. Gear Lower Pitman Shaft Seal Kit.....  | 7856    | Stg. Gear Complete Pitman Shaft Seal Kit.....                 | 8766    |
| <b>V-8 455 ENG.</b>   |         | Stg. Gear Lower Pitman Shaft Seal Kit.....                    | 7856    |
| Pump Complete Rebuilding Kit.....   | 7910    | <b>1966</b>   |         |
| Pump Seal Kit.....  | 7918    | <b>V-8 340 ENG.</b>   |         |
| Pump Drive Shaft Seal Kit.....  | 8709    | Pump Seal Kit; W/5/8" P.S. Pump Shaft.....                    | 8754    |
| Stg. Gear Complete Rebuilding Kit.....  | 7857    | Pump Drive Shaft Seal Kit; W/5/8" P.S. Pump Shaft.....        | 8709    |
| Stg. Gear Major Seal Kit.....   | 7859    | Pump Drive Shaft Seal Kit; W/9/16" P.S. Pump Shaft.....       | 8711    |
| Stg. Gear Input Shaft Seal Kit.....   | 7095    | Stg. Gear Complete Rebuilding Kit.....                        | 7858    |
| Stg. Gear Complete Pitman Shaft Seal Kit.....   | 8766    | Stg. Gear Major Seal Kit.....                                 | 7860    |
| Stg. Gear Lower Pitman Shaft Seal Kit.....  | 7856    | Stg. Gear Input Shaft Seal Kit.....                           | 7095    |
| <b>1974-1971</b>  |         | Stg. Gear Complete Pitman Shaft Seal Kit.....                 | 8766    |
| <b>V-8 350 ENG.</b>   |         | Stg. Gear Lower Pitman Shaft Seal Kit.....                    | 7856    |
| Pump Complete Rebuilding Kit.....   | 7910    | <b>1965</b>   |         |
| Pump Seal Kit.....  | 7918    | <b>V-8 300 ENG.</b>   |         |
| Pump Drive Shaft Seal Kit.....  | 8709    | Pump Seal Kit; W/5/8" P.S. Pump Shaft.....                    | 8754    |
| Stg. Gear Complete Rebuilding Kit.....  | 7858    | Pump Drive Shaft Seal Kit; W/5/8" P.S. Pump Shaft.....        | 8709    |
| Stg. Gear Major Seal Kit.....   | 7860    | Pump Drive Shaft Seal Kit; W/9/16" P.S. Pump Shaft.....       | 8711    |
| Stg. Gear Input Shaft Seal Kit.....   | 7095    | Stg. Gear Complete Rebuilding Kit.....                        | 7858    |
| Stg. Gear Complete Pitman Shaft Seal Kit.....   | 8766    | Stg. Gear Major Seal Kit.....                                 | 7860    |
| Stg. Gear Lower Pitman Shaft Seal Kit.....  | 7856    | Stg. Gear Input Shaft Seal Kit.....                           | 7095    |
| <b>V-8 455 ENG.</b>   |         | Stg. Gear Complete Pitman Shaft Seal Kit.....                 | 8766    |
| Pump Complete Rebuilding Kit.....   | 7910    | Stg. Gear Lower Pitman Shaft Seal Kit.....                    | 7856    |
| Pump Seal Kit.....  | 7918    | <b>1964</b>   |         |
| Pump Drive Shaft Seal Kit.....  | 8709    | <b>V-8 300 ENG.; V-8 401 ENG.; V-8 425 ENG.</b>               |         |
| Stg. Gear Complete Rebuilding Kit.....  | 7857    | Pump Seal Kit.....  | 8754    |
| Stg. Gear Major Seal Kit.....   | 7859    | Pump Drive Shaft Seal Kit.....                                | 8709    |
| Stg. Gear Input Shaft Seal Kit.....   | 7095    | Stg. Gear Complete Rebuilding Kit.....                        | 7858    |

☆ See Pages A14 - A15 For Pump or Gear Identification.

⊗ Packaged one bushing per box, order as required.

SYSTEM  
PUMP &  
GEAR  
IDENT.

SYSTEM &  
COM-  
PONENT  
IDENT.

PASS.  
CARS

LIGHT  
TRUCKS

MEDIUM/  
HEAVY  
TRUCKS

BUSES

HOSE  
NUMER-  
ICAL

REPAIR  
KITS

KIT  
NUMER-  
ICAL

ILLUSTRATIONS



# Power Steering Repair Kits for Passenger Cars and Light Trucks

|                                      | Application   | Kit No. | Application   | Kit No. |
|--------------------------------------|---|---------|---|---------|
| <b>SYSTEM PUMP &amp; GEAR IDENT.</b> | <b>BUICK - Continued</b>                                    |         | <b>BUICK - Continued</b>                                |         |
|                                      | <b>LESABRE - Continued</b>                                  |         | <b>REGAL - Continued</b>                                |         |
|                                      | <b>1964 - Continued</b>                                     |         | <b>1994</b>   |         |
|                                      | <b>V-8 300 ENG.; V-8 401 ENG.; V-8 425 ENG. - Continued</b> |         | <b>V-6 3.1 L ENG.</b>                                   |         |
|                                      | Stg. Gear Major Seal Kit.....                               | 7860    | Pump Seal Kit; W/Electronic Variable Assist.....        | 8793    |
|                                      | Stg. Gear Input Shaft Seal Kit.....                         | 7095    | Pump Seal Kit; W/O Electronic Variable Assist.....      | 8624    |
|                                      | Stg. Gear Complete Pitman Shaft Seal Kit.....               | 8766    | Pump Drive Shaft Seal Kit.....                          | 8709    |
|                                      | Stg. Gear Lower Pitman Shaft Seal Kit.....                  | 7856    | Rack & Pinion Seal Kit.....                             | 8785    |
|                                      |   |         | Rack & Pinion Upper Pinion Bearing Kit.....             | 8571    |
|                                      |   |         | Rack & Pinion Lower Pinion Bearing Kit.....             | 8572    |
| <b>SYSTEM &amp; COMPONENT IDENT.</b> | <b>1963-1962</b>  |         | <b>V-6 3.8 L ENG.</b>                                   |         |
|                                      | <b>V-8 401 ENG.</b>   |         | Pump Seal Kit.....                                      |         |
|                                      | Pump Seal Kit.....  | 8754    | Pump Drive Shaft Seal Kit.....                          | 8624    |
|                                      | Pump Drive Shaft Seal Kit.....                              | 8709    | Rack & Pinion Seal Kit.....                             | 8709    |
|                                      | Stg. Gear Complete Rebuilding Kit.....                      | 7857    | Rack & Pinion Upper Pinion Bearing Kit.....             | 8785    |
|                                      | Stg. Gear Major Seal Kit.....                               | 7859    | Rack & Pinion Lower Pinion Bearing Kit.....             | 8571    |
|                                      | Stg. Gear Input Shaft Seal Kit.....                         | 7095    |   |         |
|                                      | Stg. Gear Complete Pitman Shaft Seal Kit.....               | 8766    |   |         |
|                                      | Stg. Gear Lower Pitman Shaft Seal Kit.....                  | 7856    |   |         |
| <b>PASS. CARS</b>                    | <b>1961-1960</b>  |         | <b>1993-1992</b>  |         |
|                                      | <b>V-8 364 ENG.</b>   |         | <b>V-6 3.1 L ENG.; V-6 3.8 L ENG.</b>                   |         |
|                                      | Pump Seal Kit.....  | 8754    | Pump Seal Kit; W/O Electronic Variable Assist.....      | 8624    |
|                                      | Pump Drive Shaft Seal Kit.....                              | 8709    | Pump Drive Shaft Seal Kit.....                          | 8709    |
|                                      | Stg. Gear Complete Rebuilding Kit.....                      | 7857    | Rack & Pinion Seal Kit; W/O Performance Suspension..... | 8580    |
|                                      | Stg. Gear Major Seal Kit.....                               | 7859    | Rack & Pinion Upper Pinion Bearing Kit.....             | 8571    |
|                                      | Stg. Gear Input Shaft Seal Kit.....                         | 7095    | Rack & Pinion Lower Pinion Bearing Kit.....             | 8572    |
|                                      | Stg. Gear Complete Pitman Shaft Seal Kit.....               | 8766    |   |         |
|                                      | Stg. Gear Lower Pitman Shaft Seal Kit.....                  | 7856    |   |         |
| <b>LIGHT TRUCKS</b>                  | <b>1959</b>   |         | <b>1991-1990</b>  |         |
|                                      | <b>V-8 364 ENG.</b>   |         | <b>V-6 3.1 L ENG.</b>                                   |         |
|                                      | Stg. Gear Complete Rebuilding Kit.....                      | 7857    | Pump Seal Kit.....                                      | 8624    |
|                                      | Stg. Gear Major Seal Kit.....                               | 7859    | Pump Drive Shaft Seal Kit.....                          | 8709    |
|                                      | Stg. Gear Input Shaft Seal Kit.....                         | 7095    | Rack & Pinion Seal Kit; W/O Performance Suspension..... | 8580    |
|                                      | Stg. Gear Complete Pitman Shaft Seal Kit.....               | 8766    | Rack & Pinion Upper Pinion Bearing Kit.....             | 8571    |
|                                      | Stg. Gear Lower Pitman Shaft Seal Kit.....                  | 7856    | Rack & Pinion Lower Pinion Bearing Kit.....             | 8572    |
| <b>MEDIUM/HEAVY TRUCKS</b>           | <b>PARK AVENUE</b>  |         | <b>V-6 3.8 L ENG.</b>                                   |         |
|                                      | <b>1995-1992</b>  |         | Pump Complete Rebuilding Kit.....                       |         |
|                                      | <b>V-6 3.8 L ENG.</b>                                       |         | Pump Seal Kit.....                                      |         |
|                                      | Pump Seal Kit; W/Electronic Variable Assist.....            | 8793    | Pump Drive Shaft Seal Kit.....                          | 8561    |
|                                      | Pump Seal Kit; W/O Electronic Variable Assist.....          | 8624    | Pump Seal Kit.....                                      | 8554    |
|                                      | Pump Drive Shaft Seal Kit.....                              | 8709    | Pump Drive Shaft Seal Kit.....                          | 8712    |
|                                      | Rack & Pinion Seal Kit.....                                 | 8785    | Rack & Pinion Seal Kit; W/O Performance Suspension..... | 8580    |
|                                      | Rack & Pinion Upper Pinion Bearing Kit.....                 | 8571    | Rack & Pinion Upper Pinion Bearing Kit.....             | 8571    |
|                                      | Rack & Pinion Lower Pinion Bearing Kit.....                 | 8572    | Rack & Pinion Lower Pinion Bearing Kit.....             | 8572    |
| <b>BUSES</b>                         | <b>1991</b>   |         | <b>1989</b>   |         |
|                                      | <b>V-6 3.8 L ENG.</b>                                       |         | <b>V-6 2.8 L ENG.; V-6 3.1 L ENG.</b>                   |         |
|                                      | Pump Complete Rebuilding Kit; W/16mm Shaft; 1st Design..... | 8561    | Pump Complete Rebuilding Kit.....                       | 8561    |
|                                      | Pump Seal Kit; W/16mm Shaft; 1st Design.....                | 8554    | Pump Seal Kit.....                                      | 8554    |
|                                      | Pump Seal Kit; W/19mm Shaft; 2nd Design.....                | 8624    | Pump Drive Shaft Seal Kit.....                          | 8712    |
|                                      | Pump Drive Shaft Seal Kit; W/16mm Shaft; 1st Design.....    | 8712    | Pump Drive Shaft Seal Kit.....                          | 8712    |
|                                      | Pump Drive Shaft Seal Kit; W/19mm Shaft; 2nd Design.....    | 8709    | Rack & Pinion Seal Kit; W/O Performance Suspension..... | 8580    |
|                                      | Rack & Pinion Seal Kit.....                                 | 8580    | Rack & Pinion Upper Pinion Bearing Kit.....             | 8571    |
|                                      | Rack & Pinion Upper Pinion Bearing Kit.....                 | 8571    | Rack & Pinion Lower Pinion Bearing Kit.....             | 8572    |
|                                      | Rack & Pinion Lower Pinion Bearing Kit.....                 | 8572    |   |         |
| <b>HOSE NUMERICAL</b>                | <b>REATA</b>  |         | <b>1988</b>   |         |
|                                      | <b>1991-1988</b>  |         | <b>V-6 2.8 L ENG.</b>                                   |         |
|                                      | <b>V-6 3.8 L ENG.</b>                                       |         | Pump Complete Rebuilding Kit.....                       |         |
|                                      | Pump Complete Rebuilding Kit.....                           | 8561    | Pump Seal Kit.....                                      | 8561    |
|                                      | Pump Seal Kit.....  | 8554    | Pump Seal Kit.....                                      | 8554    |
|                                      | Pump Drive Shaft Seal Kit.....                              | 8712    | Pump Drive Shaft Seal Kit.....                          | 8712    |
|                                      | Rack & Pinion Seal Kit.....                                 | 8580    | Rack & Pinion Seal Kit; W/O Performance Suspension..... | 8580    |
|                                      | Rack & Pinion Upper Pinion Bearing Kit.....                 | 8571    | Rack & Pinion Upper Pinion Bearing Kit.....             | 8571    |
|                                      | Rack & Pinion Lower Pinion Bearing Kit.....                 | 8572    | Rack & Pinion Lower Pinion Bearing Kit.....             | 8572    |
| <b>REPAIR KITS</b>                   | <b>REGAL</b>  |         | <b>1987-1986</b>  |         |
|                                      | <b>1995</b>   |         | <b>V-6 3.8 L ENG.</b>                                   |         |
|                                      | <b>V-6 3.1 L ENG.; V-6 3.8 L ENG.</b>                       |         | Pump Complete Rebuilding Kit; W/O Turbo.....            |         |
|                                      | Pump Seal Kit; W/Electronic Variable Assist.....            | 8793    | Pump Seal Kit; W/O Turbo.....                           | 7910    |
|                                      | Pump Seal Kit; W/O Electronic Variable Assist.....          | 8624    | Pump Seal Kit; W/Turbo.....                             | 7918    |
|                                      | Pump Drive Shaft Seal Kit.....                              | 8709    | Pump Drive Shaft Seal Kit; W/O Turbo.....               | 8633    |
|                                      | Rack & Pinion Seal Kit.....                                 | 8785    | Pump Drive Shaft Seal Kit; W/O Turbo.....               | 8709    |
|                                      | Rack & Pinion Upper Pinion Bearing Kit.....                 | 8571    | Stg. Gear Complete Rebuilding Kit.....                  | 8522    |
|                                      | Rack & Pinion Lower Pinion Bearing Kit.....                 | 8572    | Stg. Gear Major Seal Kit.....                           | 8521    |
|                                      |   |         | Stg. Gear Input Shaft Seal Kit.....                     | 8525    |
|                                      |   |         | Stg. Gear Complete Pitman Shaft Seal Kit.....           | 8766    |
|                                      |   |         | Stg. Gear Lower Pitman Shaft Seal Kit.....              | 7856    |
| <b>KIT NUMERICAL</b>                 | <b>1994</b>   |         | <b>V-8 5.0 L ENG.</b>                                   |         |
|                                      | <b>V-6 3.1 L ENG.</b>                                       |         | Pump Complete Rebuilding Kit.....                       |         |
|                                      | Pump Seal Kit; W/Electronic Variable Assist.....            | 8793    | Pump Seal Kit.....                                      | 7910    |
|                                      | Pump Seal Kit; W/O Electronic Variable Assist.....          | 8624    | Pump Seal Kit.....                                      | 7918    |
|                                      | Pump Drive Shaft Seal Kit.....                              | 8709    | Pump Drive Shaft Seal Kit.....                          | 8709    |
|                                      | Rack & Pinion Seal Kit.....                                 | 8785    | Stg. Gear Complete Rebuilding Kit.....                  | 8522    |
|                                      | Rack & Pinion Upper Pinion Bearing Kit.....                 | 8571    | Stg. Gear Major Seal Kit.....                           | 8521    |
|                                      | Rack & Pinion Lower Pinion Bearing Kit.....                 | 8572    | Stg. Gear Input Shaft Seal Kit.....                     | 8525    |
|                                      |   |         | Stg. Gear Complete Pitman Shaft Seal Kit.....           | 8766    |
|                                      |   |         | Stg. Gear Lower Pitman Shaft Seal Kit.....              | 7856    |
| <b>ILLUSTRATIONS</b>                 |   |         | <b>1989</b>   |         |
|                                      |   |         | <b>V-6 2.8 L ENG.; V-6 3.1 L ENG.</b>                   |         |
|                                      |   |         | Pump Complete Rebuilding Kit.....                       |         |
|                                      |   |         | Pump Seal Kit.....                                      |         |
|                                      |   |         | Pump Drive Shaft Seal Kit.....                          |         |
|                                      |   |         | Rack & Pinion Seal Kit; W/O Performance Suspension..... |         |
|                                      |   |         | Rack & Pinion Upper Pinion Bearing Kit.....             |         |
|                                      |   |         | Rack & Pinion Lower Pinion Bearing Kit.....             |         |

☆ See Pages A14 - A15 For Pump or Gear Identification.

⊗ Packaged one bushing per box, order as required.



# Power Steering Repair Kits for Passenger Cars and Light Trucks

|  | Application   | Kit No. | Application  | Kit No. |
|--|---|---------|--|---------|
| SYSTEM PUMP & GEAR IDENT.                        | <b>BUICK - Continued</b>  |         | <b>BUICK - Continued</b>                                     |         |
|  | <b>REGAL - Continued</b>  |         | <b>RIVIERA - Continued</b>                                   |         |
|  | <b>1979 - Continued</b>   |         | <b>1991-1986</b>   |         |
|  | <b>V-6 196 ENG.; V-6 231 ENG.; V-8 301 ENG.; V-8 305 ENG.</b>               |         | <b>V-6 3.8 L ENG.</b>  |         |
|  | - Continued   |         | Pump Complete Rebuilding Kit..... 8561                       |         |
|  | Stg. Gear Complete Pitman Shaft Seal Kit; W/Ring Retained Housing..... 8767 |         | Pump Seal Kit..... 8554                                      |         |
|  | Stg. Gear Lower Pitman Shaft Seal Kit; W/4-Bolt Gear Housing..... 7856      |         | Pump Drive Shaft Seal Kit..... 8712                          |         |
|  | Stg. Gear Lower Pitman Shaft Seal Kit; W/Ring Retained Housing.... 8530     |         | Rack & Pinion Seal Kit..... 8580                             |         |
|  |   |         | Rack & Pinion Upper Pinion Bearing Kit..... 8571             |         |
|  |   |         | Rack & Pinion Lower Pinion Bearing Kit..... 8572             |         |
| SYSTEM & COMPONENT IDENT.                        | <b>1978</b>   |         | <b>1985</b>  |         |
|  | <b>V-6 196 ENG.; V-6 231 ENG.; V-8 305 ENG.</b>                             |         | <b>V-6 3.8 L ENG.; V-8 5.0 L ENG.; V-8 5.7 L DIESEL ENG.</b> |         |
|  | Pump Complete Rebuilding Kit..... 7910                                      |         | Pump Complete Rebuilding Kit..... 7910                       |         |
|  | Pump Seal Kit..... 7918   |         | Pump Seal Kit..... 7918                                      |         |
|  | Pump Drive Shaft Seal Kit..... 8709   |         | Pump Drive Shaft Seal Kit..... 8709                          |         |
|  | Stg. Gear Complete Rebuilding Kit; W/4-Bolt Gear Housing..... 7858          |         | Stg. Gear Complete Rebuilding Kit..... 8522                  |         |
|  | Stg. Gear Complete Rebuilding Kit; W/Ring Retained Housing..... 8529        |         | Stg. Gear Major Seal Kit..... 8521                           |         |
|  | Stg. Gear Major Seal Kit; W/4-Bolt Gear Housing..... 7860                   |         | Stg. Gear Input Shaft Seal Kit..... 8525                     |         |
|  | Stg. Gear Major Seal Kit; W/Ring Retained Housing..... 8528                 |         | Stg. Gear Complete Pitman Shaft Seal Kit..... 8766           |         |
|  | Stg. Gear Input Shaft Seal Kit..... 7095                                    |         | Stg. Gear Lower Pitman Shaft Seal Kit..... 7856              |         |
| PASS. CARS                                       | Stg. Gear Complete Pitman Shaft Seal Kit; W/4-Bolt Gear Housing... 8766     |         |  |         |
|  | Stg. Gear Complete Pitman Shaft Seal Kit; W/Ring Retained Housing... 8767   |         |  |         |
|  | Stg. Gear Lower Pitman Shaft Seal Kit; W/4-Bolt Gear Housing..... 7856      |         |  |         |
|  | Stg. Gear Lower Pitman Shaft Seal Kit; W/Ring Retained Housing.... 8530     |         |  |         |
|  | <b>1977</b>   |         |  |         |
|  | <b>V-6 231 ENG.; V-8 305 ENG.; V-8 350 ENG.</b>                             |         |  |         |
|  | Pump Complete Rebuilding Kit..... 7910                                      |         |  |         |
|  | Pump Seal Kit..... 7918   |         |  |         |
|  | Pump Drive Shaft Seal Kit..... 8709   |         |  |         |
|  | Stg. Gear Complete Rebuilding Kit; W/4-Bolt Gear Housing..... 7858          |         |  |         |
| LIGHT TRUCKS                                     | Stg. Gear Complete Rebuilding Kit; W/Ring Retained Housing..... 8529        |         |  |         |
|  | Stg. Gear Major Seal Kit; W/4-Bolt Gear Housing..... 7860                   |         |  |         |
|  | Stg. Gear Major Seal Kit; W/Ring Retained Housing..... 8528                 |         |  |         |
|  | Stg. Gear Input Shaft Seal Kit..... 7095                                    |         |  |         |
|  | Stg. Gear Complete Pitman Shaft Seal Kit; W/4-Bolt Gear Housing... 8766     |         |  |         |
|  | Stg. Gear Complete Pitman Shaft Seal Kit; W/Ring Retained Housing... 8767   |         |  |         |
|  | Stg. Gear Lower Pitman Shaft Seal Kit; W/4-Bolt Gear Housing..... 7856      |         |  |         |
|  | Stg. Gear Lower Pitman Shaft Seal Kit; W/Ring Retained Housing.... 8530     |         |  |         |
|  |   |         |  |         |
|  |   |         |  |         |
| MEDIUM/HEAVY TRUCKS                              | <b>1976-1975</b>  |         |  |         |
|  | <b>V-6 231 ENG.; V-8 350 ENG.</b>   |         |  |         |
|  | Pump Complete Rebuilding Kit..... 7910                                      |         |  |         |
|  | Pump Seal Kit..... 7918   |         |  |         |
|  | Pump Drive Shaft Seal Kit..... 8709   |         |  |         |
|  | Stg. Gear Complete Rebuilding Kit..... 7858                                 |         |  |         |
|  | Stg. Gear Major Seal Kit..... 7860  |         |  |         |
|  | Stg. Gear Input Shaft Seal Kit..... 7095                                    |         |  |         |
|  | Stg. Gear Complete Pitman Shaft Seal Kit..... 8766                          |         |  |         |
|  | Stg. Gear Lower Pitman Shaft Seal Kit..... 7856                             |         |  |         |
| BUSES  | <b>1974-1973</b>  |         |  |         |
|  | <b>V-8 350 ENG.; V-8 455 ENG.</b>   |         |  |         |
|  | Pump Complete Rebuilding Kit..... 7910                                      |         |  |         |
|  | Pump Seal Kit..... 7918   |         |  |         |
|  | Pump Drive Shaft Seal Kit..... 8709   |         |  |         |
|  | Stg. Gear Complete Rebuilding Kit..... 7858                                 |         |  |         |
|  | Stg. Gear Major Seal Kit..... 7860  |         |  |         |
|  | Stg. Gear Input Shaft Seal Kit..... 7095                                    |         |  |         |
|  | Stg. Gear Complete Pitman Shaft Seal Kit..... 8766                          |         |  |         |
|  | Stg. Gear Lower Pitman Shaft Seal Kit..... 7856                             |         |  |         |
| HOSE NUMERICAL                                   | <b>1976-1975</b>  |         |  |         |
|  | <b>V-6 231 ENG.; V-8 350 ENG.</b>   |         |  |         |
|  | Pump Complete Rebuilding Kit..... 7910                                      |         |  |         |
|  | Pump Seal Kit..... 7918   |         |  |         |
|  | Pump Drive Shaft Seal Kit..... 8709   |         |  |         |
|  | Stg. Gear Complete Rebuilding Kit..... 7858                                 |         |  |         |
|  | Stg. Gear Major Seal Kit..... 7860  |         |  |         |
|  | Stg. Gear Input Shaft Seal Kit..... 7095                                    |         |  |         |
|  | Stg. Gear Complete Pitman Shaft Seal Kit..... 8766                          |         |  |         |
|  | Stg. Gear Lower Pitman Shaft Seal Kit..... 7856                             |         |  |         |
| REPAIR KITS                                      | <b>1974-1973</b>  |         |  |         |
|  | <b>V-8 350 ENG.; V-8 455 ENG.</b>   |         |  |         |
|  | Pump Complete Rebuilding Kit..... 7910                                      |         |  |         |
|  | Pump Seal Kit..... 7918   |         |  |         |
|  | Pump Drive Shaft Seal Kit..... 8709   |         |  |         |
|  | Stg. Gear Complete Rebuilding Kit..... 7858                                 |         |  |         |
|  | Stg. Gear Major Seal Kit..... 7860  |         |  |         |
|  | Stg. Gear Input Shaft Seal Kit..... 7095                                    |         |  |         |
|  | Stg. Gear Complete Pitman Shaft Seal Kit..... 8766                          |         |  |         |
|  | Stg. Gear Lower Pitman Shaft Seal Kit..... 7856                             |         |  |         |
| KIT NUMERICAL                                    | <b>RIVIERA</b>  |         |  |         |
|  | <b>1995</b>   |         |  |         |
|  | <b>V-6 3.8 L ENG.</b>   |         |  |         |
|  | Pump Seal Kit..... 8624   |         |  |         |
|  | Pump Drive Shaft Seal Kit..... 8709   |         |  |         |
|  | Rack & Pinion Seal Kit..... 8786  |         |  |         |
|  | Rack & Pinion Upper Pinion Bearing Kit..... 8571                            |         |  |         |
|  | Rack & Pinion Lower Pinion Bearing Kit..... 8572                            |         |  |         |
|  | <b>1993-1992</b>  |         |  |         |
|  | <b>V-6 3.8 L ENG.</b>   |         |  |         |
| Pump Seal Kit..... 8624                          |   |         |  |         |
| Pump Drive Shaft Seal Kit..... 8709              |   |         |  |         |
| Rack & Pinion Seal Kit..... 8580                 |   |         |  |         |
| Rack & Pinion Upper Pinion Bearing Kit..... 8571 |   |         |  |         |
| Rack & Pinion Lower Pinion Bearing Kit..... 8572 |   |         |  |         |
| ILLUSTRATIONS                                    |   |         |  |         |
|  |   |         |  |         |
|  |   |         |  |         |
|  |   |         |  |         |
|  |   |         |  |         |
|  |   |         |  |         |
|  |   |         |  |         |
|  |   |         |  |         |
|  |   |         |  |         |
|  |   |         |  |         |

☆ See Pages A14 - A15 For Pump or Gear Identification.

⊛ Packaged one bushing per box, order as required.

# Power Steering Repair Kits for Passenger Cars and Light Trucks

| Application   | Kit No. | Application                                      | Kit No. |
|---|---------|--|---------|
| <b>BUICK - Continued</b>                                      |         | <b>BUICK - Continued</b>                         |         |
| <b>RIVIERA - Continued</b>                                    |         | <b>ROADMASTER - Continued</b>                    |         |
| <b>1969 - Continued</b>                                       |         | <b>1991</b>                                      |         |
| <b>V-8 430 ENG. - Continued</b>                               |         | <b>V-8 5.0 L ENG.</b>                            |         |
| Pump Drive Shaft Seal Kit.....                                | 8709    | Pump Complete Rebuilding Kit.....                | 7910    |
| Stg. Gear Complete Rebuilding Kit.....                        | 7857    | Pump Seal Kit.....                               | 7918    |
| Stg. Gear Major Seal Kit.....                                 | 7859    | Pump Drive Shaft Seal Kit.....                   | 8709    |
| Stg. Gear Input Shaft Seal Kit.....                           | 7095    | Stg. Gear Complete Rebuilding Kit.....           | 8522    |
| Stg. Gear Complete Pitman Shaft Seal Kit.....                 | 8766    | Stg. Gear Major Seal Kit.....                    | 8521    |
| Stg. Gear Lower Pitman Shaft Seal Kit.....                    | 7856    | Stg. Gear Input Shaft Seal Kit.....              | 8525    |
|   |         | Stg. Gear Complete Pitman Shaft Seal Kit.....    | 8766    |
|   |         | Stg. Gear Lower Pitman Shaft Seal Kit.....       | 7856    |
| <b>1968-1967</b>  |         | <b>SKYHAWK</b>                                   |         |
| <b>V-8 430 ENG.</b>   |         | <b>1989-1987</b>                                 |         |
| Pump Complete Rebuilding Kit; W/Two-Raised Mounting Pads..... | 7910    | <b>4-CYL. 2.0 L ENG.</b>                         |         |
| Pump Seal Kit; W/One-Raised Mounting Pads.....                | 8755    | Pump Complete Rebuilding Kit.....                | 8561    |
| Pump Seal Kit; W/Two-Raised Mounting Pads.....                | 7918    | Pump Seal Kit.....                               | 8554    |
| Pump Drive Shaft Seal Kit; W/One-Raised Mounting Pads.....    | 8711    | Pump Drive Shaft Seal Kit.....                   | 8712    |
| Pump Drive Shaft Seal Kit; W/Two-Raised Mounting Pads.....    | 8709    | Rack & Pinion Upper Pinion Bearing Kit.....      | 8571    |
| Stg. Gear Complete Rebuilding Kit.....                        | 7857    | Rack & Pinion Lower Pinion Bearing Kit.....      | 8572    |
| Stg. Gear Major Seal Kit.....                                 | 7859    |  |         |
| Stg. Gear Input Shaft Seal Kit.....                           | 7095    | <b>1986-1985</b>                                 |         |
| Stg. Gear Complete Pitman Shaft Seal Kit.....                 | 8766    | <b>4-CYL. 1.8 L ENG.</b>                         |         |
| Stg. Gear Lower Pitman Shaft Seal Kit.....                    | 7856    | Pump Complete Rebuilding Kit; W/O Turbo.....     | 8630    |
|   |         | Pump Complete Rebuilding Kit; W/Turbo.....       | 8561    |
|   |         | Pump Seal Kit; W/O Turbo.....                    | 8631    |
|   |         | Pump Seal Kit; W/Turbo.....                      | 8554    |
|   |         | Pump Drive Shaft Seal Kit; W/O Turbo.....        | 8709    |
|   |         | Pump Drive Shaft Seal Kit; W/Turbo.....          | 8712    |
|   |         | Rack & Pinion Seal Kit.....                      | 8582    |
|   |         | Rack & Pinion Upper Pinion Bearing Kit.....      | 8571    |
|   |         | Rack & Pinion Lower Pinion Bearing Kit.....      | 8572    |
|   |         | <b>4-CYL. 2.0 L ENG.</b>                         |         |
|   |         | Pump Complete Rebuilding Kit.....                | 8561    |
|   |         | Pump Seal Kit.....                               | 8554    |
|   |         | Pump Drive Shaft Seal Kit.....                   | 8712    |
|   |         | Rack & Pinion Seal Kit.....                      | 8582    |
|   |         | Rack & Pinion Upper Pinion Bearing Kit.....      | 8571    |
|   |         | Rack & Pinion Lower Pinion Bearing Kit.....      | 8572    |
|   |         | <b>1984</b>                                      |         |
|   |         | <b>4-CYL. 1.8 L ENG.</b>                         |         |
|   |         | Pump Complete Rebuilding Kit; W/O Turbo.....     | 8630    |
|   |         | Pump Complete Rebuilding Kit; W/Turbo.....       | 8561    |
|   |         | Pump Seal Kit; W/O Turbo.....                    | 8631    |
|   |         | Pump Seal Kit; W/Turbo.....                      | 8554    |
|   |         | Pump Drive Shaft Seal Kit; W/O Turbo.....        | 8709    |
|   |         | Pump Drive Shaft Seal Kit; W/Turbo.....          | 8712    |
|   |         | Rack & Pinion Seal Kit; W/H.D. Suspension.....   | 8582    |
|   |         | Rack & Pinion Seal Kit; W/O H.D. Suspension..... | 8581    |
|   |         | Rack & Pinion Upper Pinion Bearing Kit.....      | 8571    |
|   |         | Rack & Pinion Lower Pinion Bearing Kit.....      | 8572    |
|   |         | <b>4-CYL. 2.0 L ENG.</b>                         |         |
|   |         | Pump Complete Rebuilding Kit.....                | 8630    |
|   |         | Pump Seal Kit.....                               | 8631    |
|   |         | Pump Drive Shaft Seal Kit.....                   | 8709    |
|   |         | Rack & Pinion Seal Kit; W/H.D. Suspension.....   | 8582    |
|   |         | Rack & Pinion Seal Kit; W/O H.D. Suspension..... | 8581    |
|   |         | Rack & Pinion Upper Pinion Bearing Kit.....      | 8571    |
|   |         | Rack & Pinion Lower Pinion Bearing Kit.....      | 8572    |
|   |         | <b>1983-1982</b>                                 |         |
|   |         | <b>4-CYL. 1.8 L ENG.; 4-CYL. 2.0 L ENG.</b>      |         |
|   |         | Pump Complete Rebuilding Kit.....                | 8630    |
|   |         | Pump Seal Kit.....                               | 8631    |
|   |         | Pump Drive Shaft Seal Kit.....                   | 8709    |
|   |         | Rack & Pinion Seal Kit; W/H.D. Suspension.....   | 8582    |
|   |         | Rack & Pinion Seal Kit; W/O H.D. Suspension..... | 8581    |
|   |         | Rack & Pinion Upper Pinion Bearing Kit.....      | 8571    |
|   |         | Rack & Pinion Lower Pinion Bearing Kit.....      | 8572    |
|   |         | <b>1980</b>                                      |         |
|   |         | <b>V-6 3.8 L ENG.</b>                            |         |
|   |         | Pump Complete Rebuilding Kit.....                | 7910    |
|   |         | Pump Seal Kit.....                               | 7918    |
|   |         | Pump Drive Shaft Seal Kit.....                   | 8709    |
|   |         | Stg. Gear Complete Rebuilding Kit.....           | 8522    |
|   |         | Stg. Gear Major Seal Kit.....                    | 8521    |
|   |         | Stg. Gear Input Shaft Seal Kit.....              | 8525    |
|   |         | Stg. Gear Complete Pitman Shaft Seal Kit.....    | 8766    |
|   |         | Stg. Gear Lower Pitman Shaft Seal Kit.....       | 7856    |

**SYSTEM PUMP & GEAR IDENT.**

**SYSTEM & COMPONENT IDENT.**

**PASS. CARS**

**LIGHT TRUCKS**

**MEDIUM/HEAVY TRUCKS**

**BUSES**

**HOSE NUMERICAL**

**REPAIR KITS**

**KIT NUMERICAL**

**ILLUSTRATIONS**

☆ See Pages A14 - A15 For Pump or Gear Identification.

⊙ Packaged one bushing per box, order as required.



# Power Steering Repair Kits for Passenger Cars and Light Trucks

|  | Application  | Kit No.  | Application                                 | Kit No.  |      |
|--|--|--|---|--|------|
| SYSTEM PUMP & GEAR IDENT.                | <b>BUICK - Continued</b>   |  | <b>BUICK - Continued</b>                    |  |      |
|  | <b>SKYHAWK - Continued</b>   |  | <b>SKYLARK - Continued</b>                  |  |      |
|  | <b>1980 - Continued</b>  |  | <b>1991</b>                                 |  |      |
|  | <b>V-6 3.8 L ENG. - Continued</b>                                      |  | <b>4-CYL. 2.3 L ENG.; 4-CYL. 2.5 L ENG.</b> |  |      |
|  |  | Stg. Gear Input Shaft Seal Kit; W/4-Bolt Gear Housing.....             | 8525  | Pump Seal Kit; W/Electronic Variable Assist.....   | 8793 |
|  |  | Stg. Gear Input Shaft Seal Kit; W/Ring Retained Housing.....           | 7095  | Pump Seal Kit; W/O Electronic Variable Assist..... | 8624 |
|  |  | Stg. Gear Complete Pitman Shaft Seal Kit; W/4-Bolt Gear Housing...     | 8766  | Pump Drive Shaft Seal Kit.....                     | 8709 |
|  |  | Stg. Gear Complete Pitman Shaft Seal Kit; W/Ring Retained Housing..... | 8767  | Rack & Pinion Upper Pinion Bearing Kit.....        | 8571 |
|  |  | Stg. Gear Lower Pitman Shaft Seal Kit; W/4-Bolt Gear Housing.....      | 7856  | Rack & Pinion Lower Pinion Bearing Kit.....        | 8572 |
|  |  | Stg. Gear Lower Pitman Shaft Seal Kit; W/Ring Retained Housing....     | 8530  |  |      |
|  | <b>1979</b>  |  | <b>V-6 3.3 L ENG.</b>                       |  |      |
|  |  | Pump Complete Rebuilding Kit.....                                      | 7910  | Pump Complete Rebuilding Kit.....                  | 8561 |
|  |  | Pump Seal Kit.....   | 7918  | Pump Seal Kit.....                                 | 8554 |
|  |  | Pump Drive Shaft Seal Kit.....   | 8709  | Pump Drive Shaft Seal Kit.....                     | 8712 |
|  |  | Stg. Gear Complete Rebuilding Kit; W/4-Bolt Gear Housing.....          | 8522  | Rack & Pinion Upper Pinion Bearing Kit.....        | 8571 |
|  | Stg. Gear Complete Rebuilding Kit; W/Ring Retained Housing.....        | 8529   | Rack & Pinion Lower Pinion Bearing Kit..... | 8572   |      |
|  | Stg. Gear Major Seal Kit; W/4-Bolt Gear Housing.....                   | 8521   |   |  |      |
|  | Stg. Gear Major Seal Kit; W/Ring Retained Housing.....                 | 8528   |   |  |      |
|  | Stg. Gear Input Shaft Seal Kit; W/4-Bolt Gear Housing.....             | 8525   |   |  |      |
|  | Stg. Gear Input Shaft Seal Kit; W/Ring Retained Housing.....           | 7095   |   |  |      |
|  | Stg. Gear Complete Pitman Shaft Seal Kit; W/4-Bolt Gear Housing...     | 8766   |   |  |      |
|  | Stg. Gear Complete Pitman Shaft Seal Kit; W/Ring Retained Housing..... | 8767   |   |  |      |
|  | Stg. Gear Lower Pitman Shaft Seal Kit; W/4-Bolt Gear Housing.....      | 7856   |   |  |      |
|  | Stg. Gear Lower Pitman Shaft Seal Kit; W/Ring Retained Housing....     | 8530   |   |  |      |
| <b>1978-1977</b>                         |  | <b>1990</b>  |   |  |      |
| <b>V-6 231 ENG.</b>                      |  | <b>4-CYL. 2.3 L ENG.; V-6 3.3 L ENG.</b>                               |   |  |      |
|  | Pump Complete Rebuilding Kit.....                                      | 7910   | Pump Complete Rebuilding Kit.....           | 8561   |      |
|  | Pump Seal Kit.....   | 7918   | Pump Seal Kit.....                          | 8554   |      |
|  | Pump Drive Shaft Seal Kit.....   | 8709   | Pump Drive Shaft Seal Kit.....              | 8712   |      |
|  | Stg. Gear Complete Rebuilding Kit; W/4-Bolt Gear Housing.....          | 7858   | Rack & Pinion Upper Pinion Bearing Kit..... | 8571   |      |
|  | Stg. Gear Complete Rebuilding Kit; W/Ring Retained Housing.....        | 8529   | Rack & Pinion Lower Pinion Bearing Kit..... | 8572   |      |
|  | Stg. Gear Major Seal Kit; W/4-Bolt Gear Housing.....                   | 7860   |   |  |      |
|  | Stg. Gear Major Seal Kit; W/Ring Retained Housing.....                 | 8528   |   |  |      |
|  | Stg. Gear Input Shaft Seal Kit.....                                    | 7095   |   |  |      |
|  | Stg. Gear Complete Pitman Shaft Seal Kit; W/4-Bolt Gear Housing...     | 8766   |   |  |      |
|  | Stg. Gear Complete Pitman Shaft Seal Kit; W/Ring Retained Housing..... | 8767   |   |  |      |
|  | Stg. Gear Lower Pitman Shaft Seal Kit; W/4-Bolt Gear Housing.....      | 7856   |   |  |      |
|  | Stg. Gear Lower Pitman Shaft Seal Kit; W/Ring Retained Housing....     | 8530   |   |  |      |
| <b>1976-1975</b>                         |  | <b>1989</b>  |   |  |      |
| <b>V-6 231 ENG.</b>                      |  | <b>4-CYL. 2.3 L ENG.; V-6 3.3 L ENG.</b>                               |   |  |      |
|  | Pump Complete Rebuilding Kit.....                                      | 7910   | Pump Complete Rebuilding Kit.....           | 8561   |      |
|  | Pump Seal Kit.....   | 7918   | Pump Seal Kit.....                          | 8554   |      |
|  | Pump Drive Shaft Seal Kit.....   | 8709   | Pump Drive Shaft Seal Kit.....              | 8712   |      |
|  | Stg. Gear Complete Rebuilding Kit.....                                 | 7858   | Rack & Pinion Upper Pinion Bearing Kit..... | 8571   |      |
|  | Stg. Gear Major Seal Kit.....  | 7860   | Rack & Pinion Lower Pinion Bearing Kit..... | 8572   |      |
|  | Stg. Gear Input Shaft Seal Kit.....                                    | 7095   |   |  |      |
|  | Stg. Gear Complete Pitman Shaft Seal Kit.....                          | 8766   |   |  |      |
|  | Stg. Gear Complete Pitman Shaft Seal Kit; W/Ring Retained Housing..... | 8767   |   |  |      |
|  | Stg. Gear Lower Pitman Shaft Seal Kit; W/4-Bolt Gear Housing.....      | 7856   |   |  |      |
|  | Stg. Gear Lower Pitman Shaft Seal Kit; W/Ring Retained Housing....     | 8530   |   |  |      |
| <b>1976-1975</b>                         |  | <b>1988</b>  |   |  |      |
| <b>V-6 231 ENG.</b>                      |  | <b>4-CYL. 2.3 L ENG.; 4-CYL. 2.5 L ENG.; V-6 3.0 L ENG.</b>            |   |  |      |
|  | Pump Complete Rebuilding Kit.....                                      | 7910   | Pump Complete Rebuilding Kit.....           | 8561   |      |
|  | Pump Seal Kit.....   | 7918   | Pump Seal Kit.....                          | 8554   |      |
|  | Pump Drive Shaft Seal Kit.....   | 8709   | Pump Drive Shaft Seal Kit.....              | 8712   |      |
|  | Stg. Gear Complete Rebuilding Kit.....                                 | 7858   | Rack & Pinion Upper Pinion Bearing Kit..... | 8571   |      |
|  | Stg. Gear Major Seal Kit.....  | 7860   | Rack & Pinion Lower Pinion Bearing Kit..... | 8572   |      |
|  | Stg. Gear Input Shaft Seal Kit.....                                    | 7095   |   |  |      |
|  | Stg. Gear Complete Pitman Shaft Seal Kit.....                          | 8766   |   |  |      |
|  | Stg. Gear Lower Pitman Shaft Seal Kit.....                             | 7856   |   |  |      |
|  | Stg. Gear Lower Pitman Shaft Seal Kit; W/Ring Retained Housing....     | 8530   |   |  |      |
| <b>1976-1975</b>                         |  | <b>1987</b>  |   |  |      |
| <b>V-6 231 ENG.</b>                      |  | <b>4-CYL. 2.5 L ENG.; V-6 3.0 L ENG.</b>                               |   |  |      |
|  | Pump Complete Rebuilding Kit.....                                      | 7910   | Pump Complete Rebuilding Kit.....           | 8561   |      |
|  | Pump Seal Kit.....   | 7918   | Pump Seal Kit.....                          | 8554   |      |
|  | Pump Drive Shaft Seal Kit.....   | 8709   | Pump Drive Shaft Seal Kit.....              | 8712   |      |
|  | Stg. Gear Complete Rebuilding Kit.....                                 | 7858   | Rack & Pinion Upper Pinion Bearing Kit..... | 8571   |      |
|  | Stg. Gear Major Seal Kit.....  | 7860   | Rack & Pinion Lower Pinion Bearing Kit..... | 8572   |      |
|  | Stg. Gear Input Shaft Seal Kit.....                                    | 7095   |   |  |      |
|  | Stg. Gear Complete Pitman Shaft Seal Kit.....                          | 8766   |   |  |      |
|  | Stg. Gear Lower Pitman Shaft Seal Kit.....                             | 7856   |   |  |      |
|  | Stg. Gear Lower Pitman Shaft Seal Kit; W/Ring Retained Housing....     | 8530   |   |  |      |
| <b>1976-1975</b>                         |  | <b>1986</b>  |   |  |      |
| <b>V-6 3.1 L ENG.</b>                    |  | <b>4-CYL. 2.5 L ENG.; V-6 3.0 L ENG.</b>                               |   |  |      |
|  | Pump Seal Kit.....   | 8624   | Pump Complete Rebuilding Kit.....           | 8561   |      |
|  | Pump Drive Shaft Seal Kit.....   | 8709   | Pump Seal Kit.....                          | 8554   |      |
|  | Rack & Pinion Upper Pinion Bearing Kit.....                            | 8571   | Pump Drive Shaft Seal Kit.....              | 8712   |      |
|  | Rack & Pinion Lower Pinion Bearing Kit.....                            | 8572   | Rack & Pinion Seal Kit.....                 | 8582   |      |
|  |  |  | Rack & Pinion Upper Pinion Bearing Kit..... | 8571   |      |
|  |  |  | Rack & Pinion Lower Pinion Bearing Kit..... | 8572   |      |
| <b>1994</b>                              |  | <b>1985</b>  |   |  |      |
| <b>4-CYL. 2.3 L ENG.; V-6 3.1 L ENG.</b> |  | <b>4-CYL. 2.5 L ENG.; V-6 2.8 L ENG.</b>                               |   |  |      |
|  | Pump Seal Kit.....   | 8624   | Pump Complete Rebuilding Kit.....           | 7910   |      |
|  | Pump Drive Shaft Seal Kit.....   | 8709   | Pump Seal Kit.....                          | 7918   |      |
|  | Rack & Pinion Upper Pinion Bearing Kit.....                            | 8571   | Pump Drive Shaft Seal Kit.....              | 8709   |      |
|  | Rack & Pinion Lower Pinion Bearing Kit.....                            | 8572   | Rack & Pinion Seal Kit.....                 | 8582   |      |
|  |  |  | Rack & Pinion Upper Pinion Bearing Kit..... | 8571   |      |
|  |  |  | Rack & Pinion Lower Pinion Bearing Kit..... | 8572   |      |
| <b>1993-1992</b>                         |  | <b>1984-1982</b>   |   |  |      |
| <b>4-CYL. 2.3 L ENG.; V-6 3.3 L ENG.</b> |  | <b>4-CYL. 2.5 L ENG.; V-6 2.8 L ENG.</b>                               |   |  |      |
|  | Pump Seal Kit; W/Electronic Variable Assist.....                       | 8793   | Pump Complete Rebuilding Kit.....           | 7910   |      |
|  | Pump Seal Kit; W/O Electronic Variable Assist.....                     | 8624   |   |  |      |
|  | Pump Drive Shaft Seal Kit.....   | 8709   |   |  |      |
|  | Rack & Pinion Upper Pinion Bearing Kit.....                            | 8571   |   |  |      |
|  | Rack & Pinion Lower Pinion Bearing Kit.....                            | 8572   |   |  |      |

☆ See Pages A14 - A15 For Pump or Gear Identification.

⊗ Packaged one bushing per box, order as required.



# Power Steering Repair Kits for Passenger Cars and Light Trucks

| Application   | Kit No. | Application  | Kit No. |
|---|---------|--|---------|
| <b>BUICK - Continued</b>                                      |         | <b>BUICK - Continued</b>                                       |         |
| <b>SKYLARK - Continued</b>                                    |         | <b>SKYLARK - Continued</b>                                     |         |
| <b>1984-1982 - Continued</b>                                  |         | <b>1971-1970 - Continued</b>                                   |         |
| <b>4-CYL. 2.5 L ENG.; V-6 2.8 L ENG. - Continued</b>          |         | <b>6-CYL. 250 ENG.; V-8 350 ENG.; V-8 455 ENG. - Continued</b> |         |
| Pump Seal Kit.....  | 7918    | Stg. Gear Lower Pitman Shaft Seal Kit.....                     | 7856    |
| Pump Drive Shaft Seal Kit.....                                | 8709    | <b>1969-1968</b>   |         |
| Rack & Pinion Seal Kit.....                                   | 8580    | <b>6-CYL. 250 ENG.; V-8 350 ENG.; V-8 400 ENG.</b>             |         |
| Rack & Pinion Upper Pinion Bearing Kit.....                   | 8571    | Pump Complete Rebuilding Kit; W/Two-Raised Mounting Pads.....  | 7910    |
| Rack & Pinion Lower Pinion Bearing Kit.....                   | 8572    | Pump Seal Kit; W/One-Raised Mounting Pads.....                 | 8755    |
| <b>1981-1980</b>  |         | Pump Seal Kit; W/Two-Raised Mounting Pads.....                 | 7918    |
| <b>4-CYL. 2.5 L ENG.; V-6 2.8 L ENG.</b>                      |         | Pump Drive Shaft Seal Kit; W/One-Raised Mounting Pads.....     | 8711    |
| Pump Complete Rebuilding Kit.....                             | 7910    | Pump Drive Shaft Seal Kit; W/Two-Raised Mounting Pads.....     | 8709    |
| Pump Seal Kit.....  | 7918    | Stg. Gear Complete Rebuilding Kit.....                         | 7858    |
| Pump Drive Shaft Seal Kit.....                                | 8709    | Stg. Gear Major Seal Kit.....                                  | 7860    |
| Rack & Pinion Seal Kit.....                                   | 8570    | Stg. Gear Input Shaft Seal Kit.....                            | 7095    |
| Rack & Pinion Upper Pinion Bearing Kit.....                   | 8571    | Stg. Gear Complete Pitman Shaft Seal Kit.....                  | 8766    |
| Rack & Pinion Lower Pinion Bearing Kit.....                   | 8572    | Stg. Gear Lower Pitman Shaft Seal Kit.....                     | 7856    |
| <b>1979</b>   |         | <b>1967</b>  |         |
| <b>V-6 231 ENG.; V-8 305 ENG.; V-8 350 ENG.</b>               |         | <b>V-6 225 ENG.; V-8 300 ENG.; V-8 340 ENG.; V-8 400 ENG.</b>  |         |
| Pump Complete Rebuilding Kit.....                             | 7910    | Pump Complete Rebuilding Kit; W/Two-Raised Mounting Pads.....  | 7910    |
| Pump Seal Kit.....  | 7918    | Pump Seal Kit; W/One-Raised Mounting Pads.....                 | 8755    |
| Pump Drive Shaft Seal Kit.....                                | 8709    | Pump Seal Kit; W/Two-Raised Mounting Pads.....                 | 7918    |
| Stg. Gear Complete Rebuilding Kit.....                        | 8522    | Pump Drive Shaft Seal Kit; W/One-Raised Mounting Pads.....     | 8711    |
| Stg. Gear Major Seal Kit.....                                 | 8521    | Pump Drive Shaft Seal Kit; W/Two-Raised Mounting Pads.....     | 8709    |
| Stg. Gear Input Shaft Seal Kit.....                           | 8525    | Stg. Gear Complete Rebuilding Kit.....                         | 7858    |
| Stg. Gear Complete Pitman Shaft Seal Kit.....                 | 8766    | Stg. Gear Major Seal Kit.....                                  | 7860    |
| Stg. Gear Lower Pitman Shaft Seal Kit.....                    | 7856    | Stg. Gear Input Shaft Seal Kit.....                            | 7095    |
| <b>1978</b>   |         | Stg. Gear Complete Pitman Shaft Seal Kit.....                  | 8766    |
| <b>V-6 231 ENG.; V-8 305 ENG.; V-8 350 ENG.</b>               |         | Stg. Gear Lower Pitman Shaft Seal Kit.....                     | 7856    |
| Pump Complete Rebuilding Kit.....                             | 7910    | <b>1966</b>  |         |
| Pump Seal Kit.....  | 7918    | <b>V-6 225 ENG.; V-8 300 ENG.; V-8 340 ENG.; V-8 400 ENG.</b>  |         |
| Pump Drive Shaft Seal Kit.....                                | 8709    | Pump Seal Kit; W/5/8" P.S. Pump Shaft.....                     | 8754    |
| Stg. Gear Complete Rebuilding Kit.....                        | 7858    | Pump Drive Shaft Seal Kit; W/5/8" P.S. Pump Shaft.....         | 8709    |
| Stg. Gear Major Seal Kit.....                                 | 7860    | Pump Drive Shaft Seal Kit; W/9/16" P.S. Pump Shaft.....        | 8711    |
| Stg. Gear Input Shaft Seal Kit.....                           | 7095    | Stg. Gear Complete Rebuilding Kit.....                         | 7858    |
| Stg. Gear Complete Pitman Shaft Seal Kit.....                 | 8766    | Stg. Gear Major Seal Kit.....                                  | 7860    |
| Stg. Gear Lower Pitman Shaft Seal Kit.....                    | 7856    | Stg. Gear Input Shaft Seal Kit.....                            | 7095    |
| <b>1977</b>   |         | Stg. Gear Complete Pitman Shaft Seal Kit.....                  | 8766    |
| <b>V-6 231 ENG.; V-8 301 ENG.; V-8 305 ENG.; V-8 350 ENG.</b> |         | Stg. Gear Lower Pitman Shaft Seal Kit.....                     | 7856    |
| Pump Complete Rebuilding Kit.....                             | 7910    | <b>1965</b>  |         |
| Pump Seal Kit.....  | 7918    | <b>V-6 225 ENG.; V-8 300 ENG.; V-8 400 ENG.</b>                |         |
| Pump Drive Shaft Seal Kit.....                                | 8709    | Pump Seal Kit; W/5/8" P.S. Pump Shaft.....                     | 8754    |
| Stg. Gear Complete Rebuilding Kit.....                        | 7858    | Pump Drive Shaft Seal Kit; W/5/8" P.S. Pump Shaft.....         | 8709    |
| Stg. Gear Major Seal Kit.....                                 | 7860    | Pump Drive Shaft Seal Kit; W/9/16" P.S. Pump Shaft.....        | 8711    |
| Stg. Gear Input Shaft Seal Kit.....                           | 7095    | Stg. Gear Complete Rebuilding Kit.....                         | 7858    |
| Stg. Gear Complete Pitman Shaft Seal Kit.....                 | 8766    | Stg. Gear Major Seal Kit.....                                  | 7860    |
| Stg. Gear Lower Pitman Shaft Seal Kit.....                    | 7856    | Stg. Gear Input Shaft Seal Kit.....                            | 7095    |
| <b>1976-1975</b>  |         | Stg. Gear Complete Pitman Shaft Seal Kit.....                  | 8766    |
| <b>V-6 231 ENG.; V-8 260 ENG.; V-8 350 ENG.</b>               |         | Stg. Gear Lower Pitman Shaft Seal Kit.....                     | 7856    |
| Pump Complete Rebuilding Kit.....                             | 7910    | <b>1964</b>  |         |
| Pump Seal Kit.....  | 7918    | <b>V-6 225 ENG.; V-8 300 ENG.</b>                              |         |
| Pump Drive Shaft Seal Kit.....                                | 8709    | Pump Seal Kit.....   | 8754    |
| Stg. Gear Complete Rebuilding Kit.....                        | 7858    | Pump Drive Shaft Seal Kit.....                                 | 8709    |
| Stg. Gear Major Seal Kit.....                                 | 7860    | Stg. Gear Complete Rebuilding Kit.....                         | 7858    |
| Stg. Gear Input Shaft Seal Kit.....                           | 7095    | Stg. Gear Major Seal Kit.....                                  | 7860    |
| Stg. Gear Complete Pitman Shaft Seal Kit.....                 | 8766    | Stg. Gear Input Shaft Seal Kit.....                            | 7095    |
| Stg. Gear Lower Pitman Shaft Seal Kit.....                    | 7856    | Stg. Gear Complete Pitman Shaft Seal Kit.....                  | 8766    |
| <b>1972</b>   |         | Stg. Gear Lower Pitman Shaft Seal Kit.....                     | 7856    |
| <b>V-8 350 ENG.; V-8 455 ENG.</b>                             |         | <b>1963-1961</b>   |         |
| Pump Complete Rebuilding Kit.....                             | 7910    | <b>V-8 215 ENG.</b>  |         |
| Pump Seal Kit.....  | 7918    | Pump Complete Rebuilding Kit; W/Two-Raised Mounting Pads.....  | 7910    |
| Pump Drive Shaft Seal Kit.....                                | 8709    | Pump Seal Kit; W/One-Raised Mounting Pads.....                 | 8755    |
| Stg. Gear Complete Rebuilding Kit.....                        | 7858    | Pump Seal Kit; W/Two-Raised Mounting Pads.....                 | 7918    |
| Stg. Gear Major Seal Kit.....                                 | 7860    | Pump Drive Shaft Seal Kit; W/One-Raised Mounting Pads.....     | 8711    |
| Stg. Gear Input Shaft Seal Kit.....                           | 7095    | Pump Drive Shaft Seal Kit; W/Two-Raised Mounting Pads.....     | 8709    |
| Stg. Gear Complete Pitman Shaft Seal Kit.....                 | 8766    | Stg. Gear Complete Rebuilding Kit.....                         | 7858    |
| Stg. Gear Lower Pitman Shaft Seal Kit.....                    | 7856    | Stg. Gear Major Seal Kit.....                                  | 7860    |
| <b>1971-1970</b>  |         | Stg. Gear Input Shaft Seal Kit.....                            | 7095    |
| <b>6-CYL. 250 ENG.; V-8 350 ENG.; V-8 455 ENG.</b>            |         | Stg. Gear Complete Pitman Shaft Seal Kit.....                  | 8766    |
| Pump Complete Rebuilding Kit.....                             | 7910    | Stg. Gear Lower Pitman Shaft Seal Kit.....                     | 7856    |
| Pump Seal Kit.....  | 7918    | <b>SOMERSET</b>  |         |
| Pump Drive Shaft Seal Kit.....                                | 8709    | <b>1987</b>  |         |
| Stg. Gear Complete Rebuilding Kit.....                        | 7858    | <b>4-CYL. 2.5 L ENG.; V-6 3.0 L ENG.</b>                       |         |
| Stg. Gear Major Seal Kit.....                                 | 7860    | Pump Complete Rebuilding Kit.....                              | 8561    |
| Stg. Gear Input Shaft Seal Kit.....                           | 7095    | Pump Seal Kit.....   | 8554    |
| Stg. Gear Complete Pitman Shaft Seal Kit.....                 | 8766    |  |         |

SYSTEM  
PUMP &  
GEAR  
IDENT.

SYSTEM &  
COM-  
PONENT  
IDENT.

PASS.  
CARS

LIGHT  
TRUCKS

MEDIUM/  
HEAVY  
TRUCKS

BUSES

HOSE  
NUMER-  
ICAL

REPAIR  
KITS

KIT  
NUMER-  
ICAL

ILLUSTRATIONS

☆ See Pages A14 - A15 For Pump or Gear Identification.

⊙ Packaged one bushing per box, order as required.

# Power Steering Repair Kits for Passenger Cars and Light Trucks

|                                      | Application                                   | Kit No.   | Application   | Kit No.   |      |
|--------------------------------------|---|---|---|---|------|
| <b>SYSTEM PUMP &amp; GEAR IDENT.</b> | <b>BUICK - Continued</b>                      |   | <b>BUICK - Continued</b>                                      |   |      |
|                                      | <b>SOMERSET - Continued</b>                   |   | <b>SPECIAL - Continued</b>                                    |   |      |
|                                      | 1987 - Continued                              |   | 1963-1962 - Continued   |   |      |
|                                      | 4-CYL. 2.5 L ENG.; V-6 3.0 L ENG. - Continued |   | V-6 198 ENG.; V-8 215 ENG. - Continued                        |   |      |
|                                      |   | Pump Drive Shaft Seal Kit.....                                | 8712  | Pump Drive Shaft Seal Kit; W/Two-Raised Mounting Pads.....    | 8709 |
|                                      |   | Rack & Pinion Upper Pinion Bearing Kit.....                   | 8571  | Stg. Gear Complete Rebuilding Kit.....                        | 7858 |
|                                      |   | Rack & Pinion Lower Pinion Bearing Kit.....                   | 8572  | Stg. Gear Major Seal Kit.....                                 | 7860 |
|                                      |   |   |   | Stg. Gear Input Shaft Seal Kit.....                           | 7095 |
|                                      |   |   |   | Stg. Gear Complete Pitman Shaft Seal Kit.....                 | 8766 |
|                                      |   |   |   | Stg. Gear Lower Pitman Shaft Seal Kit.....                    | 7856 |
| <b>SYSTEM &amp; COMPONENT IDENT.</b> | 1986  |   | 1961  |   |      |
|                                      | 4-CYL. 2.5 L ENG.; V-6 3.0 L ENG.             |   | V-8 215 ENG.  |   |      |
|                                      |   | Pump Complete Rebuilding Kit.....                             | 8561  | Pump Complete Rebuilding Kit; W/Two-Raised Mounting Pads..... | 7910 |
|                                      |   | Pump Seal Kit.....  | 8554  | Pump Seal Kit; W/One-Raised Mounting Pads.....                | 8755 |
|                                      |   | Pump Drive Shaft Seal Kit.....                                | 8712  | Pump Seal Kit; W/Two-Raised Mounting Pads.....                | 7918 |
|                                      |   | Rack & Pinion Seal Kit.....                                   | 8582  | Pump Drive Shaft Seal Kit; W/One-Raised Mounting Pads.....    | 8711 |
|                                      |   | Rack & Pinion Upper Pinion Bearing Kit.....                   | 8571  | Pump Drive Shaft Seal Kit; W/Two-Raised Mounting Pads.....    | 8709 |
|                                      |   | Rack & Pinion Lower Pinion Bearing Kit.....                   | 8572  | Stg. Gear Complete Rebuilding Kit.....                        | 7858 |
|                                      |   |   |   | Stg. Gear Major Seal Kit.....                                 | 7860 |
|                                      |   |   |   | Stg. Gear Input Shaft Seal Kit.....                           | 7095 |
| <b>PASS. CARS</b>                    | <b>SOMERSET REGAL</b>                         |   | <b>WILDCAT</b>  |   |      |
|                                      | 1985  |   | 1970  |   |      |
|                                      | 4-CYL. 2.5 L ENG.; V-6 3.0 L ENG.             |   | V-8 455 ENG.  |   |      |
|                                      |   | Pump Complete Rebuilding Kit.....                             | 8561  | Pump Complete Rebuilding Kit.....                             | 7910 |
|                                      |   | Pump Seal Kit.....  | 8554  | Pump Seal Kit.....  | 7918 |
|                                      |   | Pump Drive Shaft Seal Kit.....                                | 8712  | Pump Drive Shaft Seal Kit.....                                | 8709 |
|                                      |   | Rack & Pinion Seal Kit.....                                   | 8582  | Stg. Gear Complete Rebuilding Kit.....                        | 7857 |
|                                      |   | Rack & Pinion Upper Pinion Bearing Kit.....                   | 8571  | Stg. Gear Major Seal Kit.....                                 | 7859 |
|                                      |   | Rack & Pinion Lower Pinion Bearing Kit.....                   | 8572  | Stg. Gear Input Shaft Seal Kit.....                           | 7095 |
|                                      |   |   |   | Stg. Gear Complete Pitman Shaft Seal Kit.....                 | 8766 |
| <b>LIGHT TRUCKS</b>                  | <b>SPECIAL</b>                                |   | 1969  |   |      |
|                                      | 1969-1968                                     |   | V-8 430 ENG.  |   |      |
|                                      | 6-CYL. 250 ENG.; V-8 350 ENG.                 |   | Pump Complete Rebuilding Kit.....                             |   | 7910 |
|                                      |   | Pump Complete Rebuilding Kit; W/Two-Raised Mounting Pads..... | 7910  | Pump Seal Kit.....  | 7918 |
|                                      |   | Pump Seal Kit; W/One-Raised Mounting Pads.....                | 8755  | Pump Drive Shaft Seal Kit.....                                | 8709 |
|                                      |   | Pump Seal Kit; W/Two-Raised Mounting Pads.....                | 7918  | Stg. Gear Complete Rebuilding Kit.....                        | 7857 |
|                                      |   | Pump Drive Shaft Seal Kit; W/One-Raised Mounting Pads.....    | 8711  | Stg. Gear Major Seal Kit.....                                 | 7859 |
|                                      |   | Pump Drive Shaft Seal Kit; W/Two-Raised Mounting Pads.....    | 8709  | Stg. Gear Input Shaft Seal Kit.....                           | 7095 |
|                                      |   | Stg. Gear Complete Rebuilding Kit.....                        | 7858  | Stg. Gear Complete Pitman Shaft Seal Kit.....                 | 8766 |
|                                      |   | Stg. Gear Major Seal Kit.....                                 | 7860  | Stg. Gear Lower Pitman Shaft Seal Kit.....                    | 7856 |
| <b>MEDIUM/HEAVY TRUCKS</b>           |   |   | 1969  |   |      |
|                                      |   |   | V-8 430 ENG.  |   |      |
|                                      |   |   | Pump Complete Rebuilding Kit.....                             |   | 7910 |
|                                      |   |   | Pump Seal Kit; W/One-Raised Mounting Pads.....                |   | 7918 |
|                                      |   |   | Pump Seal Kit; W/Two-Raised Mounting Pads.....                |   | 7918 |
|                                      |   |   | Pump Drive Shaft Seal Kit; W/One-Raised Mounting Pads.....    |   | 8711 |
|                                      |   |   | Pump Drive Shaft Seal Kit; W/Two-Raised Mounting Pads.....    |   | 8709 |
|                                      |   |   | Stg. Gear Complete Rebuilding Kit.....                        |   | 7857 |
|                                      |   |   | Stg. Gear Major Seal Kit.....                                 |   | 7859 |
|                                      |   |   | Stg. Gear Input Shaft Seal Kit.....                           |   | 7095 |
| <b>BUSES</b>                         |   |   | 1968-1967   |   |      |
|                                      |   |   | V-8 430 ENG.  |   |      |
|                                      |   |   | Pump Complete Rebuilding Kit; W/Two-Raised Mounting Pads..... |   | 7910 |
|                                      |   |   | Pump Seal Kit; W/One-Raised Mounting Pads.....                |   | 8755 |
|                                      |   |   | Pump Seal Kit; W/Two-Raised Mounting Pads.....                |   | 7918 |
|                                      |   |   | Pump Drive Shaft Seal Kit; W/One-Raised Mounting Pads.....    |   | 8711 |
|                                      |   |   | Pump Drive Shaft Seal Kit; W/Two-Raised Mounting Pads.....    |   | 8709 |
|                                      |   |   | Stg. Gear Complete Rebuilding Kit.....                        |   | 7857 |
|                                      |   |   | Stg. Gear Major Seal Kit.....                                 |   | 7859 |
|                                      |   |   | Stg. Gear Input Shaft Seal Kit.....                           |   | 7095 |
| <b>HOSE NUMERICAL</b>                |   |   | 1966-1965   |   |      |
|                                      |   |   | V-6 225 ENG.; V-8 300 ENG.                                    |   |      |
|                                      |   |   | Pump Seal Kit; W/5/8" P.S. Pump Shaft.....                    |   | 8754 |
|                                      |   |   | Pump Drive Shaft Seal Kit; W/5/8" P.S. Pump Shaft.....        |   | 8709 |
|                                      |   |   | Pump Drive Shaft Seal Kit; W/9/16" P.S. Pump Shaft.....       |   | 8711 |
|                                      |   |   | Stg. Gear Complete Rebuilding Kit.....                        |   | 7858 |
|                                      |   |   | Stg. Gear Major Seal Kit.....                                 |   | 7860 |
|                                      |   |   | Stg. Gear Input Shaft Seal Kit.....                           |   | 7095 |
|                                      |   |   | Stg. Gear Complete Pitman Shaft Seal Kit.....                 |   | 8766 |
|                                      |   |   | Stg. Gear Lower Pitman Shaft Seal Kit.....                    |   | 7856 |
| <b>REPAIR KITS</b>                   |   |   | 1966-1965   |   |      |
|                                      |   |   | V-6 225 ENG.; V-8 300 ENG.                                    |   |      |
|                                      |   |   | Pump Seal Kit.....  |   | 8754 |
|                                      |   |   | Pump Drive Shaft Seal Kit.....                                |   | 8709 |
|                                      |   |   | Stg. Gear Complete Rebuilding Kit.....                        |   | 7858 |
|                                      |   |   | Stg. Gear Major Seal Kit.....                                 |   | 7860 |
|                                      |   |   | Stg. Gear Input Shaft Seal Kit.....                           |   | 7095 |
|                                      |   |   | Stg. Gear Complete Pitman Shaft Seal Kit.....                 |   | 8766 |
|                                      |   |   | Stg. Gear Lower Pitman Shaft Seal Kit.....                    |   | 7856 |
|                                      |   |   | 1964  |   |      |
|                                      |   | V-6 225 ENG.; V-8 300 ENG.                                    |   |   |      |
|                                      |   | Pump Seal Kit.....  |   | 8754  |      |
|                                      |   | Pump Drive Shaft Seal Kit.....                                |   | 8709  |      |
|                                      |   | Stg. Gear Complete Rebuilding Kit.....                        |   | 7858  |      |
|                                      |   | Stg. Gear Major Seal Kit.....                                 |   | 7860  |      |
|                                      |   | Stg. Gear Input Shaft Seal Kit.....                           |   | 7095  |      |
|                                      |   | Stg. Gear Complete Pitman Shaft Seal Kit.....                 |   | 8766  |      |
|                                      |   | Stg. Gear Lower Pitman Shaft Seal Kit.....                    |   | 7856  |      |
| <b>KIT NUMERICAL</b>                 |   |   | 1963-1962   |   |      |
|                                      |   |   | V-6 198 ENG.; V-8 215 ENG.                                    |   |      |
|                                      |   |   | Pump Complete Rebuilding Kit; W/Two-Raised Mounting Pads..... |   | 7910 |
|                                      |   |   | Pump Seal Kit; W/One-Raised Mounting Pads.....                |   | 8755 |
|                                      |   |   | Pump Seal Kit; W/Two-Raised Mounting Pads.....                |   | 7918 |
|                                      |   |   | Pump Drive Shaft Seal Kit; W/One-Raised Mounting Pads.....    |   | 8711 |
|                                      |   |   | Pump Drive Shaft Seal Kit; W/Two-Raised Mounting Pads.....    |   | 8711 |
|                                      |   |   | Pump Complete Rebuilding Kit.....                             |   | 7910 |
|                                      |   |   | Pump Seal Kit; W/One-Raised Mounting Pads.....                |   | 8755 |
|                                      |   |   | Pump Seal Kit; W/Two-Raised Mounting Pads.....                |   | 7918 |
| <b>ILLUSTRATIONS</b>                 |   |   | 1963-1962   |   |      |
|                                      |   |   | V-6 198 ENG.; V-8 215 ENG.                                    |   |      |
|                                      |   |   | Pump Complete Rebuilding Kit; W/Two-Raised Mounting Pads..... |   | 7910 |
|                                      |   |   | Pump Seal Kit; W/One-Raised Mounting Pads.....                |   | 8755 |
|                                      |   |   | Pump Seal Kit; W/Two-Raised Mounting Pads.....                |   | 7918 |
|                                      |   |   | Pump Drive Shaft Seal Kit; W/One-Raised Mounting Pads.....    |   | 8711 |
|                                      |   |   | Pump Drive Shaft Seal Kit; W/Two-Raised Mounting Pads.....    |   | 8711 |
|                                      |   |   | Pump Complete Rebuilding Kit.....                             |   | 7910 |
|                                      |   |   | Pump Seal Kit; W/One-Raised Mounting Pads.....                |   | 8755 |
|                                      |   |   | Pump Seal Kit; W/Two-Raised Mounting Pads.....                |   | 7918 |

☆ See Pages A14 - A15 For Pump or Gear Identification.

⊗ Packaged one bushing per box, order as required.

# Power Steering Repair Kits for Passenger Cars and Light Trucks

| Application   | Kit No. | Application   | Kit No. |
|---|---------|---|---------|
| <b>BUICK - Continued</b>  |         | <b>CADILLAC - Continued</b>                                   |         |
| <b>WILDCAT - Continued</b>  |         | <b>BROUGHAM - Continued</b>                                   |         |
| <b>1964</b>   |         | <b>1990 - Continued</b>                                       |         |
| <b>V-8 401 ENG.</b>   |         | <b>V-8 5.0 L ENG.; V-8 5.7 L ENG. - Continued</b>             |         |
| Pump Seal Kit.....  | 8754    | Stg. Gear Lower Pitman Shaft Seal Kit.....                    | 7856    |
| Pump Drive Shaft Seal Kit.....                                    | 8709    | <b>1989-1987</b>  |         |
| Stg. Gear Complete Rebuilding Kit.....                            | 7857    | <b>V-8 5.0 L ENG.</b>   |         |
| Stg. Gear Major Seal Kit.....                                     | 7860    | Pump Complete Rebuilding Kit.....                             | 7910    |
| Stg. Gear Input Shaft Seal Kit.....                               | 7095    | Pump Seal Kit.....  | 7918    |
| Stg. Gear Complete Pitman Shaft Seal Kit.....                     | 8766    | Pump Drive Shaft Seal Kit.....                                | 8709    |
| Stg. Gear Lower Pitman Shaft Seal Kit.....                        | 7856    | Stg. Gear Complete Rebuilding Kit.....                        | 8522    |
| <b>V-8 425 ENG.</b>   |         | Stg. Gear Major Seal Kit.....                                 | 8521    |
| Pump Seal Kit.....  | 8754    | Stg. Gear Input Shaft Seal Kit.....                           | 8525    |
| Pump Drive Shaft Seal Kit.....                                    | 8709    | Stg. Gear Complete Pitman Shaft Seal Kit.....                 | 8766    |
| Stg. Gear Complete Rebuilding Kit.....                            | 7857    | Stg. Gear Lower Pitman Shaft Seal Kit.....                    | 7856    |
| Stg. Gear Major Seal Kit.....                                     | 7859    | <b>CALAIS</b>   |         |
| Stg. Gear Input Shaft Seal Kit.....                               | 7095    | <b>1976-1975</b>  |         |
| Stg. Gear Complete Pitman Shaft Seal Kit.....                     | 8766    | <b>V-8 500 ENG.</b>   |         |
| Stg. Gear Lower Pitman Shaft Seal Kit.....                        | 7856    | Pump Complete Rebuilding Kit.....                             | 7910    |
| <b>CADILLAC</b>   |         | Pump Seal Kit.....  | 7918    |
| <b>ALLANTE</b>  |         | Pump Drive Shaft Seal Kit.....                                | 8709    |
| <b>1993</b>   |         | Stg. Gear Complete Rebuilding Kit.....                        | 7857    |
| <b>V-8 4.6 L ENG.</b>   |         | Stg. Gear Major Seal Kit.....                                 | 7859    |
| Pump Complete Rebuilding Kit.....                                 | 8561    | Stg. Gear Input Shaft Seal Kit.....                           | 7095    |
| Pump Seal Kit.....  | 8554    | Stg. Gear Complete Pitman Shaft Seal Kit.....                 | 8766    |
| Pump Drive Shaft Seal Kit.....                                    | 8712    | Stg. Gear Lower Pitman Shaft Seal Kit.....                    | 7856    |
| Rack & Pinion Seal Kit.....                                       | 8816    | <b>1974-1968</b>  |         |
| Rack & Pinion Upper Pinion Bearing Kit.....                       | 8571    | <b>V-8 472 ENG.</b>   |         |
| Rack & Pinion Lower Pinion Bearing Kit.....                       | 8572    | Pump Complete Rebuilding Kit.....                             | 7910    |
| <b>1992-1991</b>  |         | Pump Seal Kit.....  | 7918    |
| <b>V-8 4.5 L ENG.</b>   |         | Pump Drive Shaft Seal Kit.....                                | 8709    |
| Pump Seal Kit.....  | 8624    | Stg. Gear Complete Rebuilding Kit.....                        | 7857    |
| Pump Drive Shaft Seal Kit.....                                    | 8709    | Stg. Gear Major Seal Kit.....                                 | 7859    |
| Rack & Pinion Seal Kit; W/Almm. Valve Housing.....                | 8580    | Stg. Gear Input Shaft Seal Kit.....                           | 7095    |
| Rack & Pinion Upper Pinion Bearing Kit.....                       | 8571    | Stg. Gear Complete Pitman Shaft Seal Kit.....                 | 8766    |
| Rack & Pinion Lower Pinion Bearing Kit.....                       | 8572    | Stg. Gear Lower Pitman Shaft Seal Kit.....                    | 7856    |
| <b>1990-1989</b>  |         | <b>1967-1965</b>  |         |
| <b>V-8 4.5 L ENG.</b>   |         | <b>V-8 429 ENG.</b>   |         |
| Pump Complete Rebuilding Kit.....                                 | 8561    | Pump Complete Rebuilding Kit; W/Two-Raised Mounting Pads..... | 7910    |
| Pump Seal Kit.....  | 8554    | Pump Seal Kit; W/One-Raised Mounting Pads.....                | 8755    |
| Pump Drive Shaft Seal Kit.....                                    | 8712    | Pump Seal Kit; W/Two-Raised Mounting Pads.....                | 7918    |
| Rack & Pinion Seal Kit; W/Almm. Valve Housing.....                | 8580    | Pump Drive Shaft Seal Kit; W/One-Raised Mounting Pads.....    | 8711    |
| Rack & Pinion Upper Pinion Bearing Kit.....                       | 8571    | Pump Drive Shaft Seal Kit; W/Two-Raised Mounting Pads.....    | 8709    |
| Rack & Pinion Lower Pinion Bearing Kit.....                       | 8572    | Stg. Gear Complete Rebuilding Kit.....                        | 7857    |
| <b>1988-1987</b>  |         | Stg. Gear Major Seal Kit.....                                 | 7859    |
| <b>V-8 4.1 L ENG.</b>   |         | Stg. Gear Input Shaft Seal Kit.....                           | 7095    |
| Pump Complete Rebuilding Kit.....                                 | 8561    | Stg. Gear Complete Pitman Shaft Seal Kit.....                 | 8766    |
| Pump Seal Kit.....  | 8554    | Stg. Gear Lower Pitman Shaft Seal Kit.....                    | 7856    |
| Pump Drive Shaft Seal Kit.....                                    | 8712    | <b>CIMARRON</b>   |         |
| Rack & Pinion Seal Kit; W/Almm. Valve Housing.....                | 8580    | <b>1988-1987</b>  |         |
| Rack & Pinion Upper Pinion Bearing Kit.....                       | 8571    | <b>V-6 2.8 L ENG.</b>   |         |
| Rack & Pinion Lower Pinion Bearing Kit.....                       | 8572    | Pump Complete Rebuilding Kit.....                             | 8561    |
| <b>BROUGHAM</b>   |         | Pump Seal Kit.....  | 8554    |
| <b>1992-1991</b>  |         | Pump Drive Shaft Seal Kit.....                                | 8712    |
| <b>V-8 5.0 L ENG.; V-8 5.7 L ENG.</b>                             |         | Rack & Pinion Upper Pinion Bearing Kit.....                   | 8571    |
| Pump Complete Rebuilding Kit; W/O Electronic Variable Assist..... | 7910    | Rack & Pinion Lower Pinion Bearing Kit.....                   | 8572    |
| Pump Seal Kit; W/Electronic Variable Assist.....                  | 8812    | <b>1986-1985</b>  |         |
| Pump Seal Kit; W/O Electronic Variable Assist.....                | 7918    | <b>4-CYL. 2.0 L ENG.; V-6 2.8 L ENG.</b>                      |         |
| Pump Drive Shaft Seal Kit.....                                    | 8709    | Pump Complete Rebuilding Kit.....                             | 8561    |
| Stg. Gear Complete Rebuilding Kit.....                            | 8522    | Pump Seal Kit.....  | 8554    |
| Stg. Gear Major Seal Kit.....                                     | 8521    | Pump Drive Shaft Seal Kit.....                                | 8712    |
| Stg. Gear Input Shaft Seal Kit.....                               | 8525    | Rack & Pinion Seal Kit.....                                   | 8582    |
| Stg. Gear Complete Pitman Shaft Seal Kit.....                     | 8766    | Rack & Pinion Upper Pinion Bearing Kit.....                   | 8571    |
| Stg. Gear Lower Pitman Shaft Seal Kit.....                        | 7856    | Rack & Pinion Lower Pinion Bearing Kit.....                   | 8572    |
| <b>1990</b>   |         | <b>1984-1983</b>  |         |
| <b>V-8 5.0 L ENG.; V-8 5.7 L ENG.</b>                             |         | <b>4-CYL. 2.0 L ENG.</b>                                      |         |
| Pump Complete Rebuilding Kit.....                                 | 7910    | Pump Complete Rebuilding Kit.....                             | 8630    |
| Pump Seal Kit.....  | 7918    | Pump Seal Kit.....  | 8631    |
| Pump Drive Shaft Seal Kit.....                                    | 8709    | Pump Drive Shaft Seal Kit.....                                | 8709    |
| Stg. Gear Complete Rebuilding Kit.....                            | 8522    | Rack & Pinion Seal Kit; W/H.D. Suspension.....                | 8582    |
| Stg. Gear Major Seal Kit.....                                     | 8521    | Rack & Pinion Seal Kit; W/O H.D. Suspension.....              | 8581    |
| Stg. Gear Input Shaft Seal Kit.....                               | 8525    | Rack & Pinion Upper Pinion Bearing Kit.....                   | 8571    |
| Stg. Gear Complete Pitman Shaft Seal Kit.....                     | 8766    | Rack & Pinion Lower Pinion Bearing Kit.....                   | 8572    |

☆ See Pages A14 - A15 For Pump or Gear Identification.

⊗ Packaged one bushing per box, order as required.

**SYSTEM PUMP & GEAR IDENT.**

**SYSTEM & COMPONENT IDENT.**

**PASS. CARS**

**LIGHT TRUCKS**

**MEDIUM/HEAVY TRUCKS**

**BUSES**

**HOSE NUMERICAL**

**REPAIR KITS**

**KIT NUMERICAL**

**ILLUSTRATIONS**

# Power Steering Repair Kits for Passenger Cars and Light Trucks

|                                      | Application                                  | Kit No.  | Application  | Kit No.   |      |
|--------------------------------------|--|--|--|---|------|
| <b>SYSTEM PUMP &amp; GEAR IDENT.</b> | <b>CADILLAC - Continued</b>                  |  | <b>CADILLAC - Continued</b>                                  |   |      |
|                                      | <b>CIMARRON - Continued</b>                  |  | <b>DEVILLE - Continued</b>                                   |   |      |
|                                      | <b>1982</b>                                  |  | <b>1984-1983 - Continued</b>                                 |   |      |
|                                      | <b>4-CYL. 1.8 L ENG.</b>                     |  | <b>V-8 4.1 L ENG.; V-8 5.7 L DIESEL ENG. - Continued</b>     |   |      |
|                                      |  | Pump Complete Rebuilding Kit.....                  | 8630   | Stg. Gear Major Seal Kit.....                                 | 8521 |
|                                      |  | Pump Seal Kit.....                                 | 8631   | Stg. Gear Input Shaft Seal Kit.....                           | 8525 |
|                                      |  | Pump Drive Shaft Seal Kit.....                     | 8709   | Stg. Gear Complete Pitman Shaft Seal Kit.....                 | 8766 |
|                                      |  | Rack & Pinion Seal Kit; W/H.D. Suspension.....     | 8582   | Stg. Gear Lower Pitman Shaft Seal Kit.....                    | 7856 |
|                                      |  | Rack & Pinion Seal Kit; W/O H.D. Suspension.....   | 8581   | <b>1982</b>   |      |
|                                      |  | Rack & Pinion Upper Pinion Bearing Kit.....        | 8571   | <b>V-6 4.1 L ENG.; V-8 4.1 L ENG.; V-8 5.7 L DIESEL ENG.</b>  |      |
|                                      |  | Rack & Pinion Lower Pinion Bearing Kit.....        | 8572   | Pump Complete Rebuilding Kit.....                             | 7910 |
|                                      |  |  |  | Pump Seal Kit.....  | 7918 |
|                                      |  |  |  | Pump Drive Shaft Seal Kit.....                                | 8709 |
|                                      |  |  |  | Stg. Gear Complete Rebuilding Kit.....                        | 8522 |
|                                      |  |  |  | Stg. Gear Major Seal Kit.....                                 | 8521 |
|                                      |  |  | Stg. Gear Input Shaft Seal Kit.....                          | 8525  |      |
|                                      |  |  | Stg. Gear Complete Pitman Shaft Seal Kit.....                | 8766  |      |
|                                      |  |  | Stg. Gear Lower Pitman Shaft Seal Kit.....                   | 7856  |      |
| <b>SYSTEM &amp; COMPONENT IDENT.</b> | <b>DEVILLE</b>                               |  | <b>1981-1980</b>   |   |      |
|                                      | <b>1995</b>                                  |  | <b>V-6 4.1 L ENG.; V-8 5.7 L DIESEL ENG.; V-8 6.0 L ENG.</b> |   |      |
|                                      | <b>V-8 4.6 L ENG.</b>                        |  | Pump Complete Rebuilding Kit.....                            |   | 7910 |
|                                      |  | Pump Complete Rebuilding Kit.....                  | 8900   | Pump Seal Kit.....  | 7918 |
|                                      |  | Pump Seal Kit.....                                 | 8794   | Pump Drive Shaft Seal Kit.....                                | 8709 |
|                                      |  | Rack & Pinion Seal Kit.....                        | 8816   | Stg. Gear Complete Rebuilding Kit.....                        | 8522 |
|                                      | <b>V-8 4.9 L ENG.</b>                        |  | Stg. Gear Major Seal Kit.....                                |   | 8521 |
|                                      |  | Pump Complete Rebuilding Kit.....                  | 8900   | Stg. Gear Input Shaft Seal Kit.....                           | 8525 |
|                                      |  | Pump Seal Kit.....                                 | 8624   | Stg. Gear Complete Pitman Shaft Seal Kit.....                 | 8766 |
|                                      |  | Pump Drive Shaft Seal Kit.....                     | 8709   | Stg. Gear Lower Pitman Shaft Seal Kit.....                    | 7856 |
|                                      |  | Rack & Pinion Seal Kit.....                        | 8816   | <b>1979</b>   |      |
|                                      | <b>1994</b>                                  |  | <b>V-8 350 DIESEL ENG.; V-8 425 ENG.</b>                     |   |      |
|                                      | <b>V-8 4.6 L ENG.</b>                        |  | Pump Complete Rebuilding Kit.....                            |   | 7910 |
|                                      |  | Pump Seal Kit.....                                 | 8794   | Pump Seal Kit.....  | 7918 |
|                                      |  | Rack & Pinion Seal Kit.....                        | 8816   | Pump Drive Shaft Seal Kit.....                                | 8709 |
| <b>V-8 4.9 L ENG.</b>                |  | Stg. Gear Complete Rebuilding Kit.....             |  | 8522  |      |
|                                      | Pump Seal Kit.....                           | 8624   | Stg. Gear Major Seal Kit.....                                | 8521  |      |
|                                      | Pump Drive Shaft Seal Kit.....               | 8709   | Stg. Gear Input Shaft Seal Kit.....                          | 8525  |      |
|                                      | Rack & Pinion Seal Kit.....                  | 8816   | Stg. Gear Complete Pitman Shaft Seal Kit.....                | 8766  |      |
|                                      |  |  | Stg. Gear Lower Pitman Shaft Seal Kit.....                   | 7856  |      |
| <b>PASS. CARS</b>                    | <b>1993-1991</b>                             |  | <b>1978-1977</b>   |   |      |
|                                      | <b>V-8 4.9 L ENG.</b>                        |  | <b>V-8 425 ENG.</b>  |   |      |
|                                      |  | Pump Seal Kit.....                                 | 8624   | Pump Complete Rebuilding Kit.....                             | 7910 |
|                                      |  | Pump Drive Shaft Seal Kit.....                     | 8709   | Pump Seal Kit.....  | 7918 |
|                                      |  | Rack & Pinion Seal Kit; W/Almm. Valve Housing..... | 8580   | Pump Drive Shaft Seal Kit.....                                | 8709 |
|                                      |  | Rack & Pinion Upper Pinion Bearing Kit.....        | 8571   | Stg. Gear Complete Rebuilding Kit.....                        | 7857 |
|                                      |  | Rack & Pinion Lower Pinion Bearing Kit.....        | 8572   | Stg. Gear Major Seal Kit.....                                 | 7859 |
|                                      | <b>1990-1988</b>                             |  | Stg. Gear Input Shaft Seal Kit.....                          |   | 7095 |
|                                      | <b>V-8 4.5 L ENG.</b>                        |  | Stg. Gear Complete Pitman Shaft Seal Kit.....                |   | 8766 |
|                                      |  | Pump Complete Rebuilding Kit.....                  | 8561   | Stg. Gear Lower Pitman Shaft Seal Kit.....                    | 7856 |
|                                      |  | Pump Seal Kit.....                                 | 8554   | <b>1976-1975</b>  |      |
|                                      |  | Pump Drive Shaft Seal Kit.....                     | 8712   | <b>V-8 500 ENG.</b>   |      |
|                                      |  | Rack & Pinion Seal Kit; W/Almm. Valve Housing..... | 8580   | Pump Complete Rebuilding Kit.....                             | 7910 |
|                                      |  | Rack & Pinion Upper Pinion Bearing Kit.....        | 8571   | Pump Seal Kit.....  | 7918 |
|                                      |  | Rack & Pinion Lower Pinion Bearing Kit.....        | 8572   | Pump Drive Shaft Seal Kit.....                                | 8709 |
|                                      |  |  | Stg. Gear Complete Rebuilding Kit.....                       | 7857  |      |
|                                      |  |  | Stg. Gear Major Seal Kit.....                                | 7859  |      |
|                                      |  |  | Stg. Gear Input Shaft Seal Kit.....                          | 7095  |      |
|                                      |  |  | Stg. Gear Complete Pitman Shaft Seal Kit.....                | 8766  |      |
|                                      |  |  | Stg. Gear Lower Pitman Shaft Seal Kit.....                   | 7856  |      |
| <b>LIGHT TRUCKS</b>                  | <b>1987-1986</b>                             |  | <b>1974-1968</b>   |   |      |
|                                      | <b>V-8 4.1 L ENG.</b>                        |  | <b>V-8 472 ENG.</b>  |   |      |
|                                      |  | Pump Complete Rebuilding Kit.....                  | 8561   | Pump Complete Rebuilding Kit.....                             | 7910 |
|                                      |  | Pump Seal Kit.....                                 | 8554   | Pump Seal Kit.....  | 7918 |
|                                      |  | Pump Drive Shaft Seal Kit.....                     | 8712   | Pump Drive Shaft Seal Kit.....                                | 8709 |
|                                      |  | Rack & Pinion Seal Kit; W/Almm. Valve Housing..... | 8580   | Stg. Gear Complete Rebuilding Kit.....                        | 7857 |
|                                      |  | Rack & Pinion Upper Pinion Bearing Kit.....        | 8571   | Stg. Gear Major Seal Kit.....                                 | 7859 |
|                                      |  | Rack & Pinion Lower Pinion Bearing Kit.....        | 8572   | Stg. Gear Input Shaft Seal Kit.....                           | 7095 |
|                                      | <b>1985</b>                                  |  | Stg. Gear Complete Pitman Shaft Seal Kit.....                |   | 8766 |
|                                      | <b>V-6 4.3 L DIESEL ENG.</b>                 |  | Stg. Gear Lower Pitman Shaft Seal Kit.....                   |   | 7856 |
|                                      |  | Pump Complete Rebuilding Kit.....                  | 8561   | <b>1967-1965</b>  |      |
|                                      |  | Pump Seal Kit.....                                 | 8554   | <b>V-8 429 ENG.</b>   |      |
|                                      |  | Pump Drive Shaft Seal Kit.....                     | 8712   | Pump Complete Rebuilding Kit; W/Two-Raised Mounting Pads..... | 7910 |
|                                      |  | Rack & Pinion Seal Kit; W/Almm. Valve Housing..... | 8580   | Pump Seal Kit; W/One-Raised Mounting Pads.....                | 8755 |
|                                      |  | Rack & Pinion Upper Pinion Bearing Kit.....        | 8571   | Pump Seal Kit; W/Two-Raised Mounting Pads.....                | 7918 |
|                                      | Rack & Pinion Lower Pinion Bearing Kit.....  | 8572   | Pump Drive Shaft Seal Kit; W/One-Raised Mounting Pads.....   | 8711  |      |
|                                      |  |  | Pump Drive Shaft Seal Kit; W/Two-Raised Mounting Pads.....   | 8709  |      |
|                                      |  |  | Stg. Gear Complete Rebuilding Kit.....                       | 7857  |      |
| <b>MEDIUM/HEAVY TRUCKS</b>           | <b>1984-1983</b>                             |  | <b>1967-1965</b>   |   |      |
|                                      | <b>V-8 4.1 L ENG.; V-8 5.7 L DIESEL ENG.</b> |  | <b>V-8 429 ENG.</b>  |   |      |
|                                      |  | Pump Complete Rebuilding Kit.....                  | 7910   | Pump Complete Rebuilding Kit; W/Two-Raised Mounting Pads..... | 7910 |
|                                      |  | Pump Seal Kit.....                                 | 7918   | Pump Seal Kit; W/One-Raised Mounting Pads.....                | 8755 |
|                                      |  | Pump Drive Shaft Seal Kit.....                     | 8709   | Pump Seal Kit; W/Two-Raised Mounting Pads.....                | 7918 |
|                                      |  | Rack & Pinion Seal Kit; W/Almm. Valve Housing..... | 8580   | Pump Drive Shaft Seal Kit; W/One-Raised Mounting Pads.....    | 8711 |
|                                      |  | Rack & Pinion Upper Pinion Bearing Kit.....        | 8571   | Pump Drive Shaft Seal Kit; W/Two-Raised Mounting Pads.....    | 8709 |
|                                      |  | Rack & Pinion Lower Pinion Bearing Kit.....        | 8572   | Stg. Gear Complete Rebuilding Kit.....                        | 7857 |
|                                      |  |  |  |   |      |
|                                      |  |  |  |   |      |
|                                      |  |  |  |   |      |
|                                      |  |  |  |   |      |
|                                      |  |  |  |   |      |
|                                      |  |  |  |   |      |

☆ See Pages A14 - A15 For Pump or Gear Identification.

⊗ Packaged one bushing per box, order as required.



# Power Steering Repair Kits for Passenger Cars and Light Trucks

| Application  | Kit No. | Application  | Kit No. |
|--|---------|--|---------|
| <b>CADILLAC - Continued</b>                              |         | <b>CADILLAC - Continued</b>                                  |         |
| <b>DEVILLE - Continued</b>                               |         | <b>ELDORADO - Continued</b>                                  |         |
| <b>1967-1965 - Continued</b>                             |         | <b>1982 - Continued</b>                                      |         |
| <b>V-8 429 ENG. - Continued</b>                          |         | <b>V-6 4.1 L ENG.; V-8 5.7 L DIESEL ENG. - Continued</b>     |         |
| Stg. Gear Major Seal Kit.....                            | 7859    | Pump Drive Shaft Seal Kit.....                               | 8709    |
| Stg. Gear Input Shaft Seal Kit.....                      | 7095    | Stg. Gear Complete Rebuilding Kit.....                       | 8522    |
| Stg. Gear Complete Pitman Shaft Seal Kit.....            | 8766    | Stg. Gear Major Seal Kit.....                                | 8521    |
| Stg. Gear Lower Pitman Shaft Seal Kit.....               | 7856    | Stg. Gear Input Shaft Seal Kit.....                          | 8525    |
| <b>ELDORADO</b>  |         | Stg. Gear Complete Pitman Shaft Seal Kit.....                | 8766    |
| <b>1995-1994</b>   |         | Stg. Gear Lower Pitman Shaft Seal Kit.....                   | 7856    |
| <b>V-8 4.6 L ENG.</b>                                    |         | <b>V-8 4.1 L ENG.</b>  |         |
| Pump Complete Rebuilding Kit.....                        | 8900    | Pump Complete Rebuilding Kit.....                            | 8630    |
| Pump Seal Kit.....                                       | 8794    | Pump Seal Kit.....   | 8631    |
| Rack & Pinion Seal Kit.....                              | 8816    | Pump Drive Shaft Seal Kit.....                               | 8709    |
| <b>1993</b>  |         | Stg. Gear Complete Rebuilding Kit.....                       | 8522    |
| <b>V-8 4.6 L ENG.</b>                                    |         | Stg. Gear Major Seal Kit.....                                | 8521    |
| Pump Complete Rebuilding Kit.....                        | 8561    | Stg. Gear Input Shaft Seal Kit.....                          | 8525    |
| Pump Seal Kit.....                                       | 8554    | Stg. Gear Complete Pitman Shaft Seal Kit.....                | 8766    |
| Pump Drive Shaft Seal Kit.....                           | 8712    | Stg. Gear Lower Pitman Shaft Seal Kit.....                   | 7856    |
| Rack & Pinion Seal Kit.....                              | 8816    | <b>1981</b>  |         |
| Rack & Pinion Upper Pinion Bearing Kit.....              | 8571    | <b>V-6 4.1 L ENG.; V-8 5.7 L DIESEL ENG.; V-8 6.0 L ENG.</b> |         |
| Rack & Pinion Lower Pinion Bearing Kit.....              | 8572    | Pump Complete Rebuilding Kit.....                            | 7910    |
| <b>V-8 4.9 L ENG.</b>                                    |         | Pump Seal Kit.....   | 7918    |
| Pump Seal Kit.....                                       | 8624    | Pump Drive Shaft Seal Kit.....                               | 8709    |
| Pump Drive Shaft Seal Kit.....                           | 8709    | Stg. Gear Complete Rebuilding Kit.....                       | 8522    |
| Rack & Pinion Seal Kit.....                              | 8816    | Stg. Gear Major Seal Kit.....                                | 8521    |
| Rack & Pinion Upper Pinion Bearing Kit.....              | 8571    | Stg. Gear Input Shaft Seal Kit.....                          | 8525    |
| Rack & Pinion Lower Pinion Bearing Kit.....              | 8572    | Stg. Gear Complete Pitman Shaft Seal Kit.....                | 8766    |
| <b>1992-1991</b>   |         | Stg. Gear Lower Pitman Shaft Seal Kit.....                   | 7856    |
| <b>V-8 4.9 L ENG.</b>                                    |         | <b>1980</b>  |         |
| Pump Seal Kit.....                                       | 8624    | <b>V-8 5.7 L ENG.; V-8 5.7 L DIESEL ENG.; V-8 6.0 L ENG.</b> |         |
| Pump Drive Shaft Seal Kit.....                           | 8709    | Pump Complete Rebuilding Kit.....                            | 7910    |
| Rack & Pinion Seal Kit; W/Almm. Valve Housing.....       | 8580    | Pump Seal Kit.....   | 7918    |
| Rack & Pinion Upper Pinion Bearing Kit.....              | 8571    | Pump Drive Shaft Seal Kit.....                               | 8709    |
| Rack & Pinion Lower Pinion Bearing Kit.....              | 8572    | Stg. Gear Complete Rebuilding Kit.....                       | 8522    |
| <b>1990-1988</b>   |         | Stg. Gear Major Seal Kit.....                                | 8521    |
| <b>V-8 4.5 L ENG.</b>                                    |         | Stg. Gear Input Shaft Seal Kit.....                          | 8525    |
| Pump Complete Rebuilding Kit.....                        | 8561    | Stg. Gear Complete Pitman Shaft Seal Kit.....                | 8766    |
| Pump Seal Kit.....                                       | 8554    | Stg. Gear Lower Pitman Shaft Seal Kit.....                   | 7856    |
| Pump Drive Shaft Seal Kit.....                           | 8712    | <b>1979</b>  |         |
| Rack & Pinion Seal Kit; W/Almm. Valve Housing.....       | 8580    | <b>V-8 350 ENG.; V-8 350 DIESEL ENG.</b>                     |         |
| Rack & Pinion Upper Pinion Bearing Kit.....              | 8571    | Pump Complete Rebuilding Kit.....                            | 7910    |
| Rack & Pinion Lower Pinion Bearing Kit.....              | 8572    | Pump Seal Kit.....   | 7918    |
| <b>1987-1986</b>   |         | Pump Drive Shaft Seal Kit.....                               | 8709    |
| <b>V-8 4.1 L ENG.</b>                                    |         | Stg. Gear Complete Rebuilding Kit.....                       | 8522    |
| Pump Complete Rebuilding Kit.....                        | 8561    | Stg. Gear Major Seal Kit.....                                | 8521    |
| Pump Seal Kit.....                                       | 8554    | Stg. Gear Input Shaft Seal Kit.....                          | 8525    |
| Pump Drive Shaft Seal Kit.....                           | 8712    | Stg. Gear Complete Pitman Shaft Seal Kit.....                | 8766    |
| Rack & Pinion Seal Kit; W/Almm. Valve Housing.....       | 8580    | Stg. Gear Lower Pitman Shaft Seal Kit.....                   | 7856    |
| Rack & Pinion Upper Pinion Bearing Kit.....              | 8571    | <b>1978-1977</b>   |         |
| Rack & Pinion Lower Pinion Bearing Kit.....              | 8572    | <b>V-8 425 ENG.</b>  |         |
| <b>1985-1983</b>   |         | Pump Complete Rebuilding Kit.....                            | 7910    |
| <b>V-8 4.1 L ENG.</b>                                    |         | Pump Seal Kit.....   | 7918    |
| Pump Complete Rebuilding Kit.....                        | 8630    | Pump Drive Shaft Seal Kit.....                               | 8709    |
| Pump Seal Kit.....                                       | 8631    | Stg. Gear Complete Rebuilding Kit.....                       | 7857    |
| Pump Drive Shaft Seal Kit.....                           | 8709    | Stg. Gear Major Seal Kit.....                                | 7859    |
| Stg. Gear Complete Rebuilding Kit.....                   | 8522    | Stg. Gear Input Shaft Seal Kit.....                          | 7095    |
| Stg. Gear Major Seal Kit.....                            | 8521    | Stg. Gear Complete Pitman Shaft Seal Kit.....                | 8766    |
| Stg. Gear Input Shaft Seal Kit.....                      | 8525    | Stg. Gear Lower Pitman Shaft Seal Kit.....                   | 7856    |
| Stg. Gear Complete Pitman Shaft Seal Kit.....            | 8766    | <b>1976-1970</b>   |         |
| Stg. Gear Lower Pitman Shaft Seal Kit.....               | 7856    | <b>V-8 500 ENG.</b>  |         |
| <b>V-8 5.7 L DIESEL ENG.</b>                             |         | Pump Complete Rebuilding Kit.....                            | 7910    |
| Pump Complete Rebuilding Kit.....                        | 7910    | Pump Seal Kit.....   | 7918    |
| Pump Seal Kit.....                                       | 7918    | Pump Drive Shaft Seal Kit.....                               | 8709    |
| Pump Drive Shaft Seal Kit.....                           | 8709    | Stg. Gear Complete Rebuilding Kit.....                       | 7857    |
| Stg. Gear Complete Rebuilding Kit.....                   | 8522    | Stg. Gear Major Seal Kit.....                                | 7859    |
| Stg. Gear Major Seal Kit.....                            | 8521    | Stg. Gear Input Shaft Seal Kit.....                          | 7095    |
| Stg. Gear Input Shaft Seal Kit.....                      | 8525    | Stg. Gear Complete Pitman Shaft Seal Kit.....                | 8766    |
| Stg. Gear Complete Pitman Shaft Seal Kit.....            | 8766    | Stg. Gear Lower Pitman Shaft Seal Kit.....                   | 7856    |
| Stg. Gear Lower Pitman Shaft Seal Kit.....               | 7856    | <b>1969-1968</b>   |         |
| <b>1982</b>  |         | <b>V-8 472 ENG.</b>  |         |
| <b>V-6 4.1 L ENG.; V-8 5.7 L DIESEL ENG.</b>             |         | Pump Complete Rebuilding Kit.....                            | 7910    |
| Pump Complete Rebuilding Kit.....                        | 7910    | Pump Seal Kit.....   | 7918    |
| Pump Seal Kit.....                                       | 7918    | Pump Drive Shaft Seal Kit.....                               | 8709    |
| <b>1982 - Continued</b>                                  |         | Stg. Gear Complete Rebuilding Kit.....                       | 7857    |
| <b>V-6 4.1 L ENG.; V-8 5.7 L DIESEL ENG. - Continued</b> |         | Stg. Gear Major Seal Kit.....                                | 7859    |
| Pump Drive Shaft Seal Kit.....                           | 8709    | Stg. Gear Input Shaft Seal Kit.....                          | 7095    |
| Stg. Gear Complete Rebuilding Kit.....                   | 8522    | Stg. Gear Complete Pitman Shaft Seal Kit.....                | 8766    |
| Stg. Gear Major Seal Kit.....                            | 8521    | Stg. Gear Lower Pitman Shaft Seal Kit.....                   | 7856    |
| Stg. Gear Input Shaft Seal Kit.....                      | 8525    | <b>1982 - Continued</b>                                      |         |
| Stg. Gear Complete Pitman Shaft Seal Kit.....            | 8766    | <b>V-6 4.1 L ENG.; V-8 5.7 L DIESEL ENG. - Continued</b>     |         |
| Stg. Gear Lower Pitman Shaft Seal Kit.....               | 7856    | <b>1982 - Continued</b>                                      |         |

☆ See Pages A14 - A15 For Pump or Gear Identification.

⊗ Packaged one bushing per box, order as required.

**SYSTEM PUMP & GEAR IDENT.**

**SYSTEM & COMPONENT IDENT.**

**PASS. CARS**

**LIGHT TRUCKS**

**MEDIUM/HEAVY TRUCKS**

**BUSES**

**HOSE NUMERICAL**

**REPAIR KITS**

**KIT NUMERICAL**

**ILLUSTRATIONS**



# Power Steering Repair Kits for Passenger Cars and Light Trucks

|                                      | Application                     | Kit No.   | Application                       | Kit No.   |      |
|--------------------------------------|---------------------------------|---|-----------------------------------|---|------|
| <b>SYSTEM PUMP &amp; GEAR IDENT.</b> | <b>CADILLAC - Continued</b>     |   | <b>CADILLAC - Continued</b>       |   |      |
|                                      | <b>ELDORADO - Continued</b>     |   | <b>FLEETWOOD - Continued</b>      |   |      |
|                                      | <b>1969-1968 - Continued</b>    |   | <b>1992-1991 - Continued</b>      |   |      |
|                                      | <b>V-8 472 ENG. - Continued</b> |   | <b>V-8 4.9 L ENG. - Continued</b> |   |      |
|                                      |                                 | Stg. Gear Input Shaft Seal Kit.....                           | 7095                              | Pump Seal Kit; W/FWD.....                                 | 8624 |
|                                      |                                 | Stg. Gear Complete Pitman Shaft Seal Kit.....                 | 8766                              | Pump Seal Kit; W/RWD; W/Electronic Variable Assist.....   | 8812 |
|                                      |                                 | Stg. Gear Lower Pitman Shaft Seal Kit.....                    | 7856                              | Pump Seal Kit; W/RWD; W/O Electronic Variable Assist..... | 7918 |
|                                      |                                 |   |                                   | Pump Drive Shaft Seal Kit.....                            | 8709 |
|                                      |                                 |   |                                   | Stg. Gear Complete Rebuilding Kit; W/RWD.....             | 8522 |
|                                      |                                 |   |                                   | Stg. Gear Major Seal Kit; W/RWD.....                      | 8521 |
| <b>SYSTEM &amp; COMPONENT IDENT.</b> | <b>1967-1964</b>                |   |                                   |   |      |
|                                      | <b>V-8 429 ENG.</b>             |   |                                   |   |      |
|                                      |                                 | Pump Complete Rebuilding Kit; W/Two-Raised Mounting Pads..... | 7910                              | Stg. Gear Input Shaft Seal Kit; W/RWD.....                | 8525 |
|                                      |                                 | Pump Seal Kit; W/One-Raised Mounting Pads.....                | 8755                              | Stg. Gear Complete Pitman Shaft Seal Kit; W/RWD.....      | 8766 |
|                                      |                                 | Pump Seal Kit; W/Two-Raised Mounting Pads.....                | 7918                              | Stg. Gear Lower Pitman Shaft Seal Kit; W/RWD.....         | 7856 |
|                                      |                                 | Pump Drive Shaft Seal Kit; W/One-Raised Mounting Pads.....    | 8711                              | Rack & Pinion Seal Kit; W/FWD; W/Almm. Valve Housing..... | 8580 |
|                                      |                                 | Pump Drive Shaft Seal Kit; W/Two-Raised Mounting Pads.....    | 8709                              | Rack & Pinion Upper Pinion Bearing Kit; W/FWD.....        | 8571 |
|                                      |                                 | Stg. Gear Complete Rebuilding Kit.....                        | 7857                              | Rack & Pinion Lower Pinion Bearing Kit; W/FWD.....        | 8572 |
|                                      |                                 | Stg. Gear Major Seal Kit.....                                 | 7859                              |   |      |
|                                      |                                 | Stg. Gear Input Shaft Seal Kit.....                           | 7095                              |   |      |
| <b>PASS. CARS</b>                    |                                 |   |                                   |   |      |
|                                      |                                 |   |                                   |   |      |
|                                      |                                 |   |                                   |   |      |
|                                      |                                 |   |                                   |   |      |
|                                      |                                 |   |                                   |   |      |
|                                      |                                 |   |                                   |   |      |
|                                      |                                 |   |                                   |   |      |
|                                      |                                 |   |                                   |   |      |
|                                      |                                 |   |                                   |   |      |
|                                      |                                 |   |                                   |   |      |
| <b>LIGHT TRUCKS</b>                  |                                 |   |                                   |   |      |
|                                      |                                 |   |                                   |   |      |
|                                      |                                 |   |                                   |   |      |
|                                      |                                 |   |                                   |   |      |
|                                      |                                 |   |                                   |   |      |
|                                      |                                 |   |                                   |   |      |
|                                      |                                 |   |                                   |   |      |
|                                      |                                 |   |                                   |   |      |
|                                      |                                 |   |                                   |   |      |
|                                      |                                 |   |                                   |   |      |
| <b>MEDIUM/HEAVY TRUCKS</b>           |                                 |   |                                   |   |      |
|                                      |                                 |   |                                   |   |      |
|                                      |                                 |   |                                   |   |      |
|                                      |                                 |   |                                   |   |      |
|                                      |                                 |   |                                   |   |      |
|                                      |                                 |   |                                   |   |      |
|                                      |                                 |   |                                   |   |      |
|                                      |                                 |   |                                   |   |      |
|                                      |                                 |   |                                   |   |      |
|                                      |                                 |   |                                   |   |      |
| <b>BUSES</b>                         |                                 |   |                                   |   |      |
|                                      |                                 |   |                                   |   |      |
|                                      |                                 |   |                                   |   |      |
|                                      |                                 |   |                                   |   |      |
|                                      |                                 |   |                                   |   |      |
|                                      |                                 |   |                                   |   |      |
|                                      |                                 |   |                                   |   |      |
|                                      |                                 |   |                                   |   |      |
|                                      |                                 |   |                                   |   |      |
|                                      |                                 |   |                                   |   |      |
| <b>HOSE NUMERICAL</b>                |                                 |   |                                   |   |      |
|                                      |                                 |   |                                   |   |      |
|                                      |                                 |   |                                   |   |      |
|                                      |                                 |   |                                   |   |      |
|                                      |                                 |   |                                   |   |      |
|                                      |                                 |   |                                   |   |      |
|                                      |                                 |   |                                   |   |      |
|                                      |                                 |   |                                   |   |      |
|                                      |                                 |   |                                   |   |      |
|                                      |                                 |   |                                   |   |      |
| <b>REPAIR KITS</b>                   |                                 |   |                                   |   |      |
|                                      |                                 |   |                                   |   |      |
|                                      |                                 |   |                                   |   |      |
|                                      |                                 |   |                                   |   |      |
|                                      |                                 |   |                                   |   |      |
|                                      |                                 |   |                                   |   |      |
|                                      |                                 |   |                                   |   |      |
|                                      |                                 |   |                                   |   |      |
|                                      |                                 |   |                                   |   |      |
|                                      |                                 |   |                                   |   |      |
| <b>KIT NUMERICAL</b>                 |                                 |   |                                   |   |      |
|                                      |                                 |   |                                   |   |      |
|                                      |                                 |   |                                   |   |      |
|                                      |                                 |   |                                   |   |      |
|                                      |                                 |   |                                   |   |      |
|                                      |                                 |   |                                   |   |      |
|                                      |                                 |   |                                   |   |      |
|                                      |                                 |   |                                   |   |      |
|                                      |                                 |   |                                   |   |      |
|                                      |                                 |   |                                   |   |      |
| <b>ILLUSTRATIONS</b>                 |                                 |   |                                   |   |      |
|                                      |                                 |   |                                   |   |      |
|                                      |                                 |   |                                   |   |      |
|                                      |                                 |   |                                   |   |      |
|                                      |                                 |   |                                   |   |      |
|                                      |                                 |   |                                   |   |      |
|                                      |                                 |   |                                   |   |      |
|                                      |                                 |   |                                   |   |      |
|                                      |                                 |   |                                   |   |      |
|                                      |                                 |   |                                   |   |      |

☆ See Pages A14 - A15 For Pump or Gear Identification.

⊗ Packaged one bushing per box, order as required.

# Power Steering Repair Kits for Passenger Cars and Light Trucks

| Application  | Kit No. | Application  | Kit No. |
|--|---------|--|---------|
| <b>CADILLAC - Continued</b>  |         | <b>CADILLAC - Continued</b>  |         |
| <b>FLEETWOOD - Continued</b>   |         | <b>FLEETWOOD - Continued</b>   |         |
| <b>1985 - Continued</b>  |         | <b>1981-1980</b>   |         |
| <b>V-8 4.1 L ENG. - Continued</b>  |         | <b>V-6 4.1 L ENG.; V-8 5.7 L DIESEL ENG.; V-8 6.0 L ENG.</b>                 |         |
| Stg. Gear Major Seal Kit; W/RWD.....   | 8521    | Pump Complete Rebuilding Kit.....  | 7910    |
| Stg. Gear Input Shaft Seal Kit; W/RWD.....                                   | 8525    | Pump Seal Kit.....   | 7918    |
| Stg. Gear Complete Pitman Shaft Seal Kit; W/RWD.....                         | 8766    | Pump Drive Shaft Seal Kit.....   | 8709    |
| Stg. Gear Lower Pitman Shaft Seal Kit; W/RWD.....                            | 7856    | Stg. Gear Complete Rebuilding Kit; W/Comm. Chassis; W/Limousine Pkg.....     | 8524    |
| Rack & Pinion Seal Kit; W/Almm. Valve Housing; W/FWD.....                    | 8580    | Stg. Gear Complete Rebuilding Kit; W/O Comm. Chassis; W/O Limousine Pkg..... | 8522    |
| Rack & Pinion Upper Pinion Bearing Kit; W/FWD.....                           | 8571    | Stg. Gear Major Seal Kit; W/Comm. Chassis; W/Limousine Pkg.....              | 8523    |
| Rack & Pinion Lower Pinion Bearing Kit; W/FWD.....                           | 8572    | Stg. Gear Major Seal Kit; W/O Comm. Chassis; W/O Limousine Pkg.....          | 8521    |
| <b>V-8 5.7 L DIESEL ENG.</b>   |         | Stg. Gear Input Shaft Seal Kit.....  | 8525    |
| Pump Complete Rebuilding Kit.....  | 7910    | Stg. Gear Complete Pitman Shaft Seal Kit.....                                | 8766    |
| Pump Seal Kit.....   | 7918    | Stg. Gear Lower Pitman Shaft Seal Kit.....                                   | 7856    |
| Pump Drive Shaft Seal Kit.....   | 8709    |  |         |
| Stg. Gear Complete Rebuilding Kit.....                                       | 8522    | <b>1979</b>  |         |
| Stg. Gear Major Seal Kit.....  | 8521    | <b>V-8 350 DIESEL ENG.; V-8 425 ENG.</b>                                     |         |
| Stg. Gear Input Shaft Seal Kit.....  | 8525    | Pump Complete Rebuilding Kit.....  | 7910    |
| Stg. Gear Complete Pitman Shaft Seal Kit.....                                | 8766    | Pump Seal Kit.....   | 7918    |
| Stg. Gear Lower Pitman Shaft Seal Kit.....                                   | 7856    | Pump Drive Shaft Seal Kit.....   | 8709    |
|  |         | Stg. Gear Complete Rebuilding Kit; W/Comm. Chassis; W/Limousine Pkg.....     | 7857    |
| <b>1984-1983</b>   |         | Stg. Gear Complete Rebuilding Kit; W/O Comm. Chassis; W/O Limousine Pkg..... | 7858    |
| <b>V-8 4.1 L ENG.</b>  |         | Stg. Gear Major Seal Kit; W/Comm. Chassis; W/Limousine Pkg.....              | 7859    |
| Pump Complete Rebuilding Kit.....  | 8630    | Stg. Gear Major Seal Kit; W/O Comm. Chassis; W/O Limousine Pkg.....          | 7860    |
| Pump Seal Kit.....   | 8631    | Stg. Gear Input Shaft Seal Kit.....  | 7095    |
| Pump Drive Shaft Seal Kit.....   | 8709    | Stg. Gear Complete Pitman Shaft Seal Kit.....                                | 8766    |
| Stg. Gear Complete Rebuilding Kit.....                                       | 8522    | Stg. Gear Lower Pitman Shaft Seal Kit.....                                   | 7856    |
| Stg. Gear Major Seal Kit.....  | 8521    |  |         |
| Stg. Gear Input Shaft Seal Kit.....  | 8525    | <b>1978-1977</b>   |         |
| Stg. Gear Complete Pitman Shaft Seal Kit.....                                | 8766    | <b>V-8 425 ENG.</b>  |         |
| Stg. Gear Lower Pitman Shaft Seal Kit.....                                   | 7856    | Pump Complete Rebuilding Kit.....  | 7910    |
|  |         | Pump Seal Kit.....   | 7918    |
| <b>V-8 5.7 L DIESEL ENG.; V-8 6.0 L ENG.</b>                                 |         | Pump Drive Shaft Seal Kit.....   | 8709    |
| Pump Complete Rebuilding Kit.....  | 7910    | Stg. Gear Complete Rebuilding Kit; W/Comm. Chassis; W/Limousine Pkg.....     | 7857    |
| Pump Seal Kit.....   | 7918    | Stg. Gear Complete Rebuilding Kit; W/O Comm. Chassis; W/O Limousine Pkg..... | 7858    |
| Pump Drive Shaft Seal Kit.....   | 8709    | Stg. Gear Major Seal Kit; W/Comm. Chassis; W/Limousine Pkg.....              | 7859    |
| Stg. Gear Complete Rebuilding Kit; W/Comm. Chassis; W/Limousine Pkg.....     | 8524    | Stg. Gear Major Seal Kit; W/O Comm. Chassis; W/O Limousine Pkg.....          | 7860    |
| Stg. Gear Complete Rebuilding Kit; W/O Comm. Chassis; W/O Limousine Pkg..... | 8522    | Stg. Gear Input Shaft Seal Kit.....  | 7095    |
| Stg. Gear Major Seal Kit; W/Comm. Chassis; W/Limousine Pkg.....              | 8523    | Stg. Gear Complete Pitman Shaft Seal Kit.....                                | 8766    |
| Stg. Gear Major Seal Kit; W/O Comm. Chassis; W/O Limousine Pkg.....          | 8521    | Stg. Gear Lower Pitman Shaft Seal Kit.....                                   | 7856    |
| Stg. Gear Input Shaft Seal Kit.....  | 8525    |  |         |
| Stg. Gear Complete Pitman Shaft Seal Kit.....                                | 8766    | <b>1976-1975</b>   |         |
| Stg. Gear Lower Pitman Shaft Seal Kit.....                                   | 7856    | <b>V-8 500 ENG.</b>  |         |
|  |         | Pump Complete Rebuilding Kit.....  | 7910    |
| <b>1982</b>  |         | Pump Seal Kit.....   | 7918    |
| <b>V-6 4.1 L ENG.</b>  |         | Pump Drive Shaft Seal Kit.....   | 8709    |
| Pump Complete Rebuilding Kit.....  | 7910    | Stg. Gear Complete Rebuilding Kit.....                                       | 7857    |
| Pump Seal Kit.....   | 7918    | Stg. Gear Major Seal Kit.....  | 7859    |
| Pump Drive Shaft Seal Kit.....   | 8709    | Stg. Gear Input Shaft Seal Kit.....  | 7095    |
| Stg. Gear Complete Rebuilding Kit.....                                       | 8522    | Stg. Gear Complete Pitman Shaft Seal Kit.....                                | 8766    |
| Stg. Gear Major Seal Kit.....  | 8521    | Stg. Gear Lower Pitman Shaft Seal Kit.....                                   | 7856    |
| Stg. Gear Input Shaft Seal Kit.....  | 8525    |  |         |
| Stg. Gear Complete Pitman Shaft Seal Kit.....                                | 8766    | <b>1974-1968</b>   |         |
| Stg. Gear Lower Pitman Shaft Seal Kit.....                                   | 7856    | <b>V-8 472 ENG.</b>  |         |
|  |         | Pump Complete Rebuilding Kit.....  | 7910    |
| <b>V-8 4.1 L ENG.</b>  |         | Pump Seal Kit.....   | 7918    |
| Pump Complete Rebuilding Kit.....  | 8630    | Pump Drive Shaft Seal Kit.....   | 8709    |
| Pump Seal Kit.....   | 8631    | Stg. Gear Complete Rebuilding Kit.....                                       | 7857    |
| Pump Drive Shaft Seal Kit.....   | 8709    | Stg. Gear Major Seal Kit.....  | 7859    |
| Stg. Gear Complete Rebuilding Kit.....                                       | 8522    | Stg. Gear Input Shaft Seal Kit.....  | 7095    |
| Stg. Gear Major Seal Kit.....  | 8521    | Stg. Gear Complete Pitman Shaft Seal Kit.....                                | 8766    |
| Stg. Gear Input Shaft Seal Kit.....  | 8525    | Stg. Gear Lower Pitman Shaft Seal Kit.....                                   | 7856    |
| Stg. Gear Complete Pitman Shaft Seal Kit.....                                | 8766    |  |         |
| Stg. Gear Lower Pitman Shaft Seal Kit.....                                   | 7856    | <b>1967-1964</b>   |         |
|  |         | <b>V-8 429 ENG.</b>  |         |
| <b>V-8 5.7 L DIESEL ENG.; V-8 6.0 L ENG.</b>                                 |         | Pump Complete Rebuilding Kit; W/Two-Raised Mounting Pads.....                | 7910    |
| Pump Complete Rebuilding Kit.....  | 7910    | Pump Seal Kit; W/One-Raised Mounting Pads.....                               | 8755    |
| Pump Seal Kit.....   | 7918    | Pump Seal Kit; W/Two-Raised Mounting Pads.....                               | 7918    |
| Pump Drive Shaft Seal Kit.....   | 8709    | Pump Drive Shaft Seal Kit; W/One-Raised Mounting Pads.....                   | 8711    |
| Stg. Gear Complete Rebuilding Kit; W/Comm. Chassis; W/Limousine Pkg.....     | 8524    | Pump Drive Shaft Seal Kit; W/Two-Raised Mounting Pads.....                   | 8709    |
| Stg. Gear Complete Rebuilding Kit; W/O Comm. Chassis; W/O Limousine Pkg..... | 8522    | Stg. Gear Complete Rebuilding Kit.....                                       | 7857    |
| Stg. Gear Major Seal Kit; W/Comm. Chassis; W/Limousine Pkg.....              | 8523    | Stg. Gear Major Seal Kit.....  | 7859    |
| Stg. Gear Major Seal Kit; W/O Comm. Chassis; W/O Limousine Pkg.....          | 8521    | Stg. Gear Input Shaft Seal Kit.....  | 7095    |
| Stg. Gear Input Shaft Seal Kit.....  | 8525    | Stg. Gear Complete Pitman Shaft Seal Kit.....                                | 8766    |
| Stg. Gear Complete Pitman Shaft Seal Kit.....                                | 8766    | Stg. Gear Lower Pitman Shaft Seal Kit.....                                   | 7856    |
| Stg. Gear Lower Pitman Shaft Seal Kit.....                                   | 7856    |  |         |

☆ See Pages A14 - A15 For Pump or Gear Identification.

⊛ Packaged one bushing per box, order as required.

**SYSTEM PUMP & GEAR IDENT.**

**SYSTEM & COMPONENT IDENT.**

**PASS. CARS**

**LIGHT TRUCKS**

**MEDIUM/HEAVY TRUCKS**

**BUSES**

**HOSE NUMERICAL**

**REPAIR KITS**

**KIT NUMERICAL**

**ILLUSTRATIONS**



# Power Steering Repair Kits for Passenger Cars and Light Trucks

| Application  | Kit No. | Application   | Kit No. |
|--|---------|---|---------|
| <b>CADILLAC - Continued</b>                                  |         | <b>CADILLAC - Continued</b>   |         |
| <b>SEVILLE - Continued</b>                                   |         | <b>SEVILLE - Continued</b>  |         |
| <b>1987-1986</b>   |         | <b>1979 - Continued</b>   |         |
| <b>V-8 4.1 L ENG.</b>  |         | <b>V-8 350 ENG.; V-8 350 DIESEL ENG. - Continued</b>  |         |
| Pump Complete Rebuilding Kit.....                            | 8561    | Stg. Gear Lower Pitman Shaft Seal Kit.....  | 7856    |
| Pump Seal Kit.....   | 8554    | <b>1978</b>   |         |
| Pump Drive Shaft Seal Kit.....                               | 8712    | <b>V-8 350 ENG.; V-8 350 DIESEL ENG.</b>  |         |
| Rack & Pinion Seal Kit; W/Almm. Valve Housing.....           | 8580    | Pump Complete Rebuilding Kit.....   | 7910    |
| Rack & Pinion Upper Pinion Bearing Kit.....                  | 8571    | Pump Seal Kit.....  | 7918    |
| Rack & Pinion Lower Pinion Bearing Kit.....                  | 8572    | Pump Drive Shaft Seal Kit.....  | 8709    |
| <b>1985-1983</b>   |         | Stg. Gear Complete Rebuilding Kit.....  | 7857    |
| <b>V-8 4.1 L ENG.</b>  |         | Stg. Gear Major Seal Kit.....   | 7859    |
| Pump Complete Rebuilding Kit.....                            | 8630    | Stg. Gear Input Shaft Seal Kit.....   | 7095    |
| Pump Seal Kit.....   | 8631    | Stg. Gear Complete Pitman Shaft Seal Kit.....   | 8766    |
| Pump Drive Shaft Seal Kit.....                               | 8709    | Stg. Gear Lower Pitman Shaft Seal Kit.....  | 7856    |
| Stg. Gear Complete Rebuilding Kit.....                       | 8522    | <b>1977-1976</b>  |         |
| Stg. Gear Major Seal Kit.....                                | 8521    | <b>V-8 350 ENG.</b>   |         |
| Stg. Gear Input Shaft Seal Kit.....                          | 8525    | Pump Complete Rebuilding Kit.....   | 7910    |
| Stg. Gear Complete Pitman Shaft Seal Kit.....                | 8766    | Pump Seal Kit.....  | 7918    |
| Stg. Gear Lower Pitman Shaft Seal Kit.....                   | 7856    | Pump Drive Shaft Seal Kit.....  | 8709    |
| <b>V-8 5.7 L DIESEL ENG.</b>                                 |         | Stg. Gear Complete Rebuilding Kit.....  | 7857    |
| Pump Complete Rebuilding Kit.....                            | 7910    | Stg. Gear Major Seal Kit.....   | 7859    |
| Pump Seal Kit.....   | 7918    | Stg. Gear Input Shaft Seal Kit.....   | 7095    |
| Pump Drive Shaft Seal Kit.....                               | 8709    | Stg. Gear Complete Pitman Shaft Seal Kit.....   | 8766    |
| Stg. Gear Complete Rebuilding Kit.....                       | 8522    | Stg. Gear Lower Pitman Shaft Seal Kit.....  | 7856    |
| Stg. Gear Major Seal Kit.....                                | 8521    | <b>SIXTY SPECIAL</b>  |         |
| Stg. Gear Input Shaft Seal Kit.....                          | 8525    | <b>1993</b>   |         |
| Stg. Gear Complete Pitman Shaft Seal Kit.....                | 8766    | <b>V-8 4.9 L ENG.</b>   |         |
| Stg. Gear Lower Pitman Shaft Seal Kit.....                   | 7856    | Pump Seal Kit.....  | 8624    |
| <b>1982</b>  |         | Pump Drive Shaft Seal Kit.....  | 8709    |
| <b>V-6 4.1 L ENG.; V-8 5.7 L DIESEL ENG.</b>                 |         | Rack & Pinion Seal Kit.....   | 8816    |
| Pump Complete Rebuilding Kit.....                            | 7910    | Rack & Pinion Upper Pinion Bearing Kit.....   | 8571    |
| Pump Seal Kit.....   | 7918    | Rack & Pinion Lower Pinion Bearing Kit.....   | 8572    |
| Pump Drive Shaft Seal Kit.....                               | 8709    | <b>CHEVROLET</b>  |         |
| Stg. Gear Complete Rebuilding Kit.....                       | 8522    | IMPORTANT: PLEASE NOTE. To select correct replacement parts, it may be necessary to identify the code character for the engine by looking at the VIN (Vehicle Identification Number) located on the dash panel. For 1981 and newer cars, refer to the 8th digit of VIN for the correct engine code. For 1980 and older cars, refer to the 5th digit of VIN for the correct engine code. |         |
| Stg. Gear Major Seal Kit.....                                | 8521    | <b>ASTRO</b>  |         |
| Stg. Gear Input Shaft Seal Kit.....                          | 8525    | <b>1995-1994</b>  |         |
| Stg. Gear Complete Pitman Shaft Seal Kit.....                | 8766    | <b>V-6 4.3 L ENG.</b>   |         |
| Stg. Gear Lower Pitman Shaft Seal Kit.....                   | 7856    | Pump Complete Rebuilding Kit.....   | 7910    |
| <b>V-8 4.1 L ENG.</b>  |         | Pump Seal Kit.....  | 7918    |
| Pump Complete Rebuilding Kit.....                            | 8630    | Pump Drive Shaft Seal Kit.....  | 8709    |
| Pump Seal Kit.....   | 8631    | Stg. Gear Complete Rebuilding Kit.....  | 8780    |
| Pump Drive Shaft Seal Kit.....                               | 8709    | Stg. Gear Major Seal Kit.....   | 8625    |
| Stg. Gear Complete Rebuilding Kit.....                       | 8522    | Stg. Gear Input Shaft Seal Kit.....   | 8525    |
| Stg. Gear Major Seal Kit.....                                | 8521    | Stg. Gear Complete Pitman Shaft Seal Kit.....   | 8763    |
| Stg. Gear Input Shaft Seal Kit.....                          | 8525    | Stg. Gear Lower Pitman Shaft Seal Kit.....  | 8717    |
| Stg. Gear Complete Pitman Shaft Seal Kit.....                | 8766    | <b>1993-1991</b>  |         |
| Stg. Gear Lower Pitman Shaft Seal Kit.....                   | 7856    | <b>V-6 4.3 L ENG.</b>   |         |
| <b>1981</b>  |         | Pump Complete Rebuilding Kit.....   | 7910    |
| <b>V-6 4.1 L ENG.; V-8 5.7 L DIESEL ENG.; V-8 6.0 L ENG.</b> |         | Pump Seal Kit.....  | 7918    |
| Pump Complete Rebuilding Kit.....                            | 7910    | Pump Drive Shaft Seal Kit.....  | 8709    |
| Pump Seal Kit.....   | 7918    | Stg. Gear Complete Rebuilding Kit.....  | 8522    |
| Pump Drive Shaft Seal Kit.....                               | 8709    | Stg. Gear Major Seal Kit.....   | 8521    |
| Stg. Gear Complete Rebuilding Kit.....                       | 8522    | Stg. Gear Input Shaft Seal Kit.....   | 8525    |
| Stg. Gear Major Seal Kit.....                                | 8521    | Stg. Gear Complete Pitman Shaft Seal Kit.....   | 8766    |
| Stg. Gear Input Shaft Seal Kit.....                          | 8525    | Stg. Gear Lower Pitman Shaft Seal Kit.....  | 7856    |
| Stg. Gear Complete Pitman Shaft Seal Kit.....                | 8766    | <b>1980</b>   |         |
| Stg. Gear Lower Pitman Shaft Seal Kit.....                   | 7856    | <b>V-8 5.7 L ENG.; V-8 5.7 L DIESEL ENG.; V-8 6.0 L ENG.</b>  |         |
| <b>1980</b>  |         | Pump Complete Rebuilding Kit.....   | 7910    |
| <b>V-8 5.7 L ENG.; V-8 5.7 L DIESEL ENG.; V-8 6.0 L ENG.</b> |         | Pump Seal Kit.....  | 7918    |
| Pump Complete Rebuilding Kit.....                            | 7910    | Pump Drive Shaft Seal Kit.....  | 8709    |
| Pump Seal Kit.....   | 7918    | Stg. Gear Complete Rebuilding Kit.....  | 8522    |
| Pump Drive Shaft Seal Kit.....                               | 8709    | Stg. Gear Major Seal Kit.....   | 8521    |
| Stg. Gear Complete Rebuilding Kit.....                       | 8522    | Stg. Gear Input Shaft Seal Kit.....   | 8525    |
| Stg. Gear Major Seal Kit.....                                | 8521    | Stg. Gear Complete Pitman Shaft Seal Kit.....   | 8766    |
| Stg. Gear Input Shaft Seal Kit.....                          | 8525    | Stg. Gear Lower Pitman Shaft Seal Kit.....  | 7856    |
| Stg. Gear Complete Pitman Shaft Seal Kit.....                | 8766    | <b>1979</b>   |         |
| Stg. Gear Lower Pitman Shaft Seal Kit.....                   | 7856    | <b>V-8 350 ENG.; V-8 350 DIESEL ENG.</b>  |         |
| <b>1979</b>  |         | Pump Complete Rebuilding Kit.....   | 7910    |
| <b>V-8 350 ENG.; V-8 350 DIESEL ENG.</b>                     |         | Pump Seal Kit.....  | 7918    |
| Pump Complete Rebuilding Kit.....                            | 7910    | Pump Drive Shaft Seal Kit.....  | 8709    |
| Pump Seal Kit.....   | 7918    | Stg. Gear Complete Rebuilding Kit.....  | 8522    |
| Pump Drive Shaft Seal Kit.....                               | 8709    | Stg. Gear Major Seal Kit.....   | 8521    |
| Stg. Gear Complete Rebuilding Kit.....                       | 8522    | Stg. Gear Input Shaft Seal Kit.....   | 8525    |
| Stg. Gear Major Seal Kit.....                                | 8521    | Stg. Gear Complete Pitman Shaft Seal Kit.....   | 8766    |
| Stg. Gear Input Shaft Seal Kit.....                          | 8525    | Stg. Gear Lower Pitman Shaft Seal Kit.....  | 7856    |
| Stg. Gear Complete Pitman Shaft Seal Kit.....                | 8766    | <b>V-6 4.3 L ENG.</b>   |         |
| Stg. Gear Lower Pitman Shaft Seal Kit.....                   | 7856    | Pump Complete Rebuilding Kit.....   | 7910    |

SYSTEM  
PUMP &  
GEAR  
IDENT.

SYSTEM &  
COM-  
PONENT  
IDENT.

PASS.  
CARS

LIGHT  
TRUCKS

MEDIUM/  
HEAVY  
TRUCKS

BUSES

HOSE  
NUMER-  
ICAL

REPAIR  
KITS

KIT  
NUMER-  
ICAL

ILLUSTRATIONS

☆ See Pages A14 - A15 For Pump or Gear Identification.

⊗ Packaged one bushing per box, order as required.



# Power Steering Repair Kits for Passenger Cars and Light Trucks

|                                      | Application  | Kit No.   | Application   | Kit No.   |   |      |
|--------------------------------------|--|---|---|---|---|------|
| <b>SYSTEM PUMP &amp; GEAR IDENT.</b> | <b>CHEVROLET - Continued</b>   |   | <b>CHEVROLET - Continued</b>  |   |   |      |
|                                      | <b>ASTRO - Continued</b>   |   | <b>BEAUMONT - Continued</b>   |   |   |      |
|                                      | <b>1990-1987 - Continued</b>   |   | <b>1966 - Continued</b>   |   |   |      |
|                                      | <b>V-6 4.3 L ENG. - Continued</b>  |   | <b>6-CYL. 194 (CANADA) ENG.; 6-CYL. 230 (CANADA) ENG.; V-8 283 (CANADA) ENG.; V-8 327 (CANADA) ENG.; V-8 396 (CANADA) ENG.; V-8 427 (CANADA) ENG. - Continued</b> |   |   |      |
|                                      |  | Pump Seal Kit.....  | 7918  | Pump Seal Kit; W/Two-Raised Mounting Pads.....                                | 7918  |      |
|                                      |  | Pump Drive Shaft Seal Kit.....  | 8709  | Pump Drive Shaft Seal Kit; W/One-Raised Mounting Pads.....                    | 8711  |      |
|                                      |  | Stg. Gear Complete Rebuilding Kit.....  | 8522  | Pump Drive Shaft Seal Kit; W/Two-Raised Mounting Pads.....                    | 8709  |      |
|                                      |  | Stg. Gear Major Seal Kit.....   | 8521  | Stg. Gear Complete Rebuilding Kit.....  | 7858  |      |
|                                      |  | Stg. Gear Input Shaft Seal Kit.....   | 8525  | Stg. Gear Major Seal Kit.....   | 7860  |      |
|                                      |  | Stg. Gear Complete Pitman Shaft Seal Kit.....   | 8766  | Stg. Gear Input Shaft Seal Kit.....   | 7095  |      |
|                                      |  | Stg. Gear Lower Pitman Shaft Seal Kit.....  | 7856  | Stg. Gear Complete Pitman Shaft Seal Kit.....                                 | 8766  |      |
|                                      |  |   |   | Stg. Gear Lower Pitman Shaft Seal Kit.....                                    | 7856  |      |
|                                      | <b>1986-1985</b>   |   | <b>1965-1964</b>  |   |   |      |
|                                      | <b>4-CYL. 2.5 L ENG.; V-6 4.3 L ENG.</b>   |   | <b>6-CYL. 194 (CANADA) ENG.; 6-CYL. 230 (CANADA) ENG.; V-8 283 (CANADA) ENG.; V-8 327 (CANADA) ENG.</b>   |   |   |      |
|                                      |  | Pump Complete Rebuilding Kit.....   | 8561  | Pump Complete Rebuilding Kit; W/Two-Raised Mounting Pads.....                 | 7910  |      |
|                                      | Pump Seal Kit.....   | 8554  | Pump Seal Kit; W/One-Raised Mounting Pads.....  | 8755  |   |      |
|                                      | Pump Drive Shaft Seal Kit.....   | 8712  | Pump Seal Kit; W/Two-Raised Mounting Pads.....  | 7918  |   |      |
|                                      | Stg. Gear Complete Rebuilding Kit.....   | 8522  | Pump Drive Shaft Seal Kit; W/One-Raised Mounting Pads.....  | 8711  |   |      |
|                                      | Stg. Gear Major Seal Kit.....  | 8521  | Pump Drive Shaft Seal Kit; W/Two-Raised Mounting Pads.....  | 8709  |   |      |
|                                      | Stg. Gear Input Shaft Seal Kit.....  | 8525  | Control Valve Seal Kit.....   | 7864  |   |      |
|                                      | Stg. Gear Complete Pitman Shaft Seal Kit.....  | 8766  | Power Cyl. Complete Rebuilding Kit.....   | 8537  |   |      |
|                                      | Stg. Gear Lower Pitman Shaft Seal Kit.....   | 7856  | Power Cyl. Piston Rod Seal Kit.....   | 7906  |   |      |
| <b>SYSTEM &amp; COMPONENT IDENT.</b> | <b>BEAUMONT</b>  |   | <b>BEL AIR</b>  |   |   |      |
|                                      | <b>1969</b>  |   | <b>1981-1980</b>  |   |   |      |
|                                      | <b>6-CYL. 250 (CANADA) ENG.; V-8 307 (CANADA) ENG.; V-8 350 (CANADA) ENG.; V-8 396 (CANADA) ENG.</b> |   | <b>V-6 3.8 L ENG. (CANADA); V-8 4.4 L ENG. (CANADA); V-8 5.0 L ENG. (CANADA); V-8 5.7 L DIESEL ENG. (CANADA)</b>  |   |   |      |
|                                      |  | Pump Complete Rebuilding Kit.....   | 7910  | Pump Complete Rebuilding Kit.....   | 7910  |      |
|                                      |  | Pump Seal Kit.....  | 7918  | Pump Seal Kit.....  | 7918  |      |
|                                      |  | Pump Drive Shaft Seal Kit.....  | 8709  | Pump Drive Shaft Seal Kit.....  | 8709  |      |
|                                      |  | Stg. Gear Complete Rebuilding Kit.....  | 7858  | Stg. Gear Complete Rebuilding Kit.....  | 8522  |      |
|                                      |  | Stg. Gear Major Seal Kit.....   | 7860  | Stg. Gear Major Seal Kit.....   | 8521  |      |
|                                      |  | Stg. Gear Input Shaft Seal Kit.....   | 7095  | Stg. Gear Input Shaft Seal Kit.....   | 8525  |      |
|                                      |  | Stg. Gear Complete Pitman Shaft Seal Kit.....   | 8766  | Stg. Gear Complete Pitman Shaft Seal Kit.....                                 | 8766  |      |
|                                      |  | Stg. Gear Lower Pitman Shaft Seal Kit.....  | 7856  | Stg. Gear Lower Pitman Shaft Seal Kit.....                                    | 7856  |      |
|                                      | <b>PASS. CARS</b>  | <b>1968</b>   |   | <b>1979</b>   |   |      |
|                                      |  | <b>6-CYL. 230 (CANADA) ENG.; 6-CYL. 250 (CANADA) ENG.; V-8 307 (CANADA) ENG.; V-8 350 (CANADA) ENG.; V-8 396 (CANADA) ENG.</b>                        |   | <b>6-CYL. 250 (CANADA) ENG.; V-8 305 (CANADA) ENG.; V-8 350 (CANADA) ENG.</b> |   |      |
|                                      |  |   | Pump Complete Rebuilding Kit; W/Two-Raised Mounting Pads.....   | 7910  | Pump Complete Rebuilding Kit.....                   | 7910 |
|                                      |  |   | Pump Seal Kit; W/One-Raised Mounting Pads.....  | 8755  | Pump Seal Kit.....                                  | 7918 |
|                                      |  | Pump Seal Kit; W/Two-Raised Mounting Pads.....  | 7918  | Pump Drive Shaft Seal Kit.....  | 8709  |      |
|                                      |  | Pump Drive Shaft Seal Kit; W/One-Raised Mounting Pads.....  | 8711  | Stg. Gear Complete Rebuilding Kit.....  | 8522  |      |
|                                      |  | Pump Drive Shaft Seal Kit; W/Two-Raised Mounting Pads.....  | 8709  | Stg. Gear Major Seal Kit.....   | 8521  |      |
|                                      |  | Stg. Gear Complete Rebuilding Kit.....  | 7858  | Stg. Gear Input Shaft Seal Kit.....   | 8525  |      |
|                                      |  | Stg. Gear Major Seal Kit.....   | 7860  | Stg. Gear Complete Pitman Shaft Seal Kit.....                                 | 8766  |      |
|                                      |  | Stg. Gear Input Shaft Seal Kit.....   | 7095  | Stg. Gear Lower Pitman Shaft Seal Kit.....                                    | 7856  |      |
|                                      |  | Stg. Gear Complete Pitman Shaft Seal Kit.....   | 8766  |   |   |      |
|                                      |  | Stg. Gear Lower Pitman Shaft Seal Kit.....  | 7856  |   |   |      |
| <b>LIGHT TRUCKS</b>                  |  | <b>1967</b>   |   | <b>1978-1977</b>  |   |      |
|                                      |  | <b>6-CYL. 230 (CANADA) ENG.; 6-CYL. 250 (CANADA) ENG.; V-8 283 (CANADA) ENG.; V-8 396 (CANADA) ENG.</b>   |   | <b>6-CYL. 250 (CANADA) ENG.; V-8 305 (CANADA) ENG.; V-8 350 (CANADA) ENG.</b> |   |      |
|                                      |  |   | Pump Complete Rebuilding Kit; W/Two-Raised Mounting Pads.....   | 7910  | Pump Complete Rebuilding Kit.....                   | 7910 |
|                                      |  | Pump Seal Kit; W/One-Raised Mounting Pads.....  | 8755  | Pump Seal Kit.....  | 7918  |      |
|                                      |  | Pump Seal Kit; W/Two-Raised Mounting Pads.....  | 7918  | Pump Drive Shaft Seal Kit.....  | 8709  |      |
|                                      |  | Pump Drive Shaft Seal Kit; W/One-Raised Mounting Pads.....  | 8711  | Stg. Gear Complete Rebuilding Kit.....  | 7858  |      |
|                                      |  | Pump Drive Shaft Seal Kit; W/Two-Raised Mounting Pads.....  | 8709  | Stg. Gear Major Seal Kit.....   | 7860  |      |
|                                      |  | Stg. Gear Complete Rebuilding Kit.....  | 7858  | Stg. Gear Input Shaft Seal Kit.....   | 7095  |      |
|                                      |  | Stg. Gear Major Seal Kit.....   | 7860  | Stg. Gear Complete Pitman Shaft Seal Kit.....                                 | 8766  |      |
|                                      |  | Stg. Gear Input Shaft Seal Kit.....   | 7095  | Stg. Gear Lower Pitman Shaft Seal Kit.....                                    | 7856  |      |
|                                      |  | Stg. Gear Complete Pitman Shaft Seal Kit.....   | 8766  |   |   |      |
|                                      |  | Stg. Gear Lower Pitman Shaft Seal Kit.....  | 7856  |   |   |      |
|                                      | <b>MEDIUM/HEAVY TRUCKS</b>   | <b>V-8 327 (CANADA) ENG.</b>  |   | <b>1976</b>   |   |      |
|                                      |  |   | Pump Complete Rebuilding Kit; W/Two-Raised Mounting Pads.....   | 7910  | <b>V-8 350 (CANADA) ENG.; V-8 400 (CANADA) ENG.</b> |      |
|                                      |  |   | Pump Seal Kit; W/One-Raised Mounting Pads.....  | 8755  | Pump Complete Rebuilding Kit.....                   | 7910 |
|                                      |  | Pump Seal Kit; W/Two-Raised Mounting Pads.....  | 7918  | Pump Seal Kit.....  | 7918  |      |
|                                      |  | Pump Drive Shaft Seal Kit; W/One-Raised Mounting Pads.....  | 8711  | Pump Drive Shaft Seal Kit.....  | 8709  |      |
|                                      |  | Pump Drive Shaft Seal Kit; W/Two-Raised Mounting Pads.....  | 8709  | Stg. Gear Complete Rebuilding Kit.....  | 7858  |      |
|                                      |  | Stg. Gear Complete Rebuilding Kit.....  | 7858  | Stg. Gear Major Seal Kit.....   | 7860  |      |
|                                      |  | Stg. Gear Major Seal Kit.....   | 7860  | Stg. Gear Input Shaft Seal Kit.....   | 7095  |      |
|                                      |  | Stg. Gear Input Shaft Seal Kit.....   | 7095  | Stg. Gear Complete Pitman Shaft Seal Kit.....                                 | 8766  |      |
|                                      |  | Stg. Gear Complete Pitman Shaft Seal Kit.....   | 8766  | Stg. Gear Lower Pitman Shaft Seal Kit.....                                    | 7856  |      |
|                                      |  | Stg. Gear Lower Pitman Shaft Seal Kit.....  | 7856  |   |   |      |
| <b>BUSES</b>                         |  | <b>V-8 327 (CANADA) ENG.</b>  |   | <b>V-8 454 (CANADA) ENG.</b>  |   |      |
|                                      |  |   | Pump Complete Rebuilding Kit; W/Two-Raised Mounting Pads.....   | 7910  | Pump Complete Rebuilding Kit.....                   | 7910 |
|                                      |  |   | Pump Seal Kit; W/One-Raised Mounting Pads.....  | 8755  | Pump Seal Kit.....                                  | 7918 |
|                                      |  |   | Pump Seal Kit; W/Two-Raised Mounting Pads.....  | 7918  | Pump Drive Shaft Seal Kit.....                      | 8709 |
|                                      |  | Pump Drive Shaft Seal Kit; W/One-Raised Mounting Pads.....  | 8711  | Stg. Gear Complete Rebuilding Kit.....  | 7857  |      |
|                                      |  | Pump Drive Shaft Seal Kit; W/Two-Raised Mounting Pads.....  | 8709  | Stg. Gear Major Seal Kit.....   | 7859  |      |
|                                      |  | Stg. Gear Complete Rebuilding Kit.....  | 7858  | Stg. Gear Input Shaft Seal Kit.....   | 7095  |      |
|                                      |  | Stg. Gear Major Seal Kit.....   | 7860  |   |   |      |
|                                      |  | Stg. Gear Input Shaft Seal Kit.....   | 7095  |   |   |      |
|                                      |  | Stg. Gear Complete Pitman Shaft Seal Kit.....   | 8766  |   |   |      |
|                                      |  | Stg. Gear Lower Pitman Shaft Seal Kit.....  | 7856  |   |   |      |
|                                      | <b>HOSE NUMERICAL</b>  | <b>1966</b>   |   |   |   |      |
|                                      |  | <b>6-CYL. 194 (CANADA) ENG.; 6-CYL. 230 (CANADA) ENG.; V-8 283 (CANADA) ENG.; V-8 327 (CANADA) ENG.; V-8 396 (CANADA) ENG.; V-8 427 (CANADA) ENG.</b> |   |   |   |      |
|                                      |  |   | Pump Complete Rebuilding Kit; W/Two-Raised Mounting Pads.....   | 7910  |   |      |
|                                      |  |   | Pump Seal Kit; W/One-Raised Mounting Pads.....  | 8755  |   |      |
|                                      |  | Pump Seal Kit; W/Two-Raised Mounting Pads.....  | 8755  |   |   |      |
|                                      |  | Pump Drive Shaft Seal Kit; W/One-Raised Mounting Pads.....  | 8711  |   |   |      |
|                                      |  | Pump Drive Shaft Seal Kit; W/Two-Raised Mounting Pads.....  | 8709  |   |   |      |
|                                      |  | Stg. Gear Complete Rebuilding Kit.....  | 7858  |   |   |      |
|                                      |  | Stg. Gear Major Seal Kit.....   | 7860  |   |   |      |
|                                      |  | Stg. Gear Input Shaft Seal Kit.....   | 7095  |   |   |      |
|                                      |  | Stg. Gear Complete Pitman Shaft Seal Kit.....   | 8766  |   |   |      |
|                                      |  | Stg. Gear Lower Pitman Shaft Seal Kit.....  | 7856  |   |   |      |
| <b>REPAIR KITS</b>                   |  |   |   |   |   |      |
|                                      |  |   |   |   |   |      |
|                                      |  |   |   |   |   |      |
|                                      |  |   |   |   |   |      |
|                                      |  |   |   |   |   |      |
|                                      |  |   |   |   |   |      |
|                                      |  |   |   |   |   |      |
|                                      |  |   |   |   |   |      |
|                                      |  |   |   |   |   |      |
|                                      |  |   |   |   |   |      |
|                                      |  |   |   |   |   |      |
|                                      |  |   |   |   |   |      |
|                                      |  |   |   |   |   |      |
|                                      |  |   |   |   |   |      |
|                                      | <b>KIT NUMERICAL</b>   |   |   |   |   |      |
|                                      |  |   |   |   |   |      |
|                                      |  |   |   |   |   |      |
|                                      |  |   |   |   |   |      |
|                                      |  |   |   |   |   |      |
|                                      |  |   |   |   |   |      |
|                                      |  |   |   |   |   |      |
|                                      |  |   |   |   |   |      |
|                                      |  |   |   |   |   |      |
|                                      |  |   |   |   |   |      |
|                                      |  |   |   |   |   |      |
|                                      |  |   |   |   |   |      |
|                                      |  |   |   |   |   |      |
|                                      |  |   |   |   |   |      |
| <b>ILLUSTRATIONS</b>                 |  |   |   |   |   |      |
|                                      |  |   |   |   |   |      |
|                                      |  |   |   |   |   |      |
|                                      |  |   |   |   |   |      |
|                                      |  |   |   |   |   |      |
|                                      |  |   |   |   |   |      |
|                                      |  |   |   |   |   |      |
|                                      |  |   |   |   |   |      |
|                                      |  |   |   |   |   |      |
|                                      |  |   |   |   |   |      |
|                                      |  |   |   |   |   |      |
|                                      |  |   |   |   |   |      |
|                                      |  |   |   |   |   |      |
|                                      |  |   |   |   |   |      |

☆ See Pages A14 - A15 For Pump or Gear Identification.

⊗ Packaged one bushing per box, order as required.



# Power Steering Repair Kits for Passenger Cars and Light Trucks

| Application  | Kit No. | Application   | Kit No. |
|--|---------|---|---------|
| <b>CHEVROLET - Continued</b>                                     |         | <b>CHEVROLET - Continued</b>  |         |
| <b>BEL AIR - Continued</b>                                       |         | <b>BEL AIR - Continued</b>  |         |
| <b>1976 - Continued</b>  |         | <b>1970 - Continued</b>   |         |
| <b>V-8 454 (CANADA) ENG. - Continued</b>                         |         | <b>V-8 454 ENG. - Continued</b>   |         |
| Stg. Gear Complete Pitman Shaft Seal Kit.....                    | 8766    | Stg. Gear Complete Rebuilding Kit.....  | 7857    |
| Stg. Gear Lower Pitman Shaft Seal Kit.....                       | 7856    | Stg. Gear Major Seal Kit.....   | 7859    |
|  |         | Stg. Gear Input Shaft Seal Kit.....   | 7095    |
|  |         | Stg. Gear Complete Pitman Shaft Seal Kit.....   | 8766    |
|  |         | Stg. Gear Lower Pitman Shaft Seal Kit.....  | 7856    |
| <b>1975-1974</b>   |         | <b>1969</b>   |         |
| <b>V-8 350 ENG.; V-8 400 ENG.</b>                                |         | <b>6-CYL. 250 ENG.; V-8 327 ENG.; V-8 350 ENG.; V-8 396 ENG.; V-8 427 ENG.</b>                  |         |
| Pump Complete Rebuilding Kit.....                                | 7910    | Pump Complete Rebuilding Kit.....   | 7910    |
| Pump Seal Kit.....   | 7918    | Pump Seal Kit.....  | 7918    |
| Pump Drive Shaft Seal Kit.....                                   | 8709    | Pump Drive Shaft Seal Kit.....  | 8709    |
| Stg. Gear Complete Rebuilding Kit.....                           | 7858    | Stg. Gear Complete Rebuilding Kit.....  | 7858    |
| Stg. Gear Major Seal Kit.....                                    | 7860    | Stg. Gear Major Seal Kit.....   | 7860    |
| Stg. Gear Input Shaft Seal Kit.....                              | 7095    | Stg. Gear Input Shaft Seal Kit.....   | 7095    |
| Stg. Gear Complete Pitman Shaft Seal Kit.....                    | 8766    | Stg. Gear Complete Pitman Shaft Seal Kit.....   | 8766    |
| Stg. Gear Lower Pitman Shaft Seal Kit.....                       | 7856    | Stg. Gear Lower Pitman Shaft Seal Kit.....  | 7856    |
| <b>V-8 454 ENG.</b>  |         | <b>1968</b>   |         |
| Pump Complete Rebuilding Kit.....                                | 7910    | <b>6-CYL. 250 ENG.; V-8 307 ENG.; V-8 327 ENG.; V-8 396 ENG.; V-8 427 ENG.</b>                  |         |
| Pump Seal Kit.....   | 7918    | Pump Complete Rebuilding Kit.....   | 7910    |
| Pump Drive Shaft Seal Kit.....                                   | 8709    | Pump Seal Kit.....  | 7918    |
| Stg. Gear Complete Rebuilding Kit.....                           | 7857    | Pump Drive Shaft Seal Kit.....  | 8709    |
| Stg. Gear Major Seal Kit.....                                    | 7859    | Stg. Gear Complete Rebuilding Kit.....  | 7858    |
| Stg. Gear Input Shaft Seal Kit.....                              | 7095    | Stg. Gear Major Seal Kit.....   | 7860    |
| Stg. Gear Complete Pitman Shaft Seal Kit.....                    | 8766    | Stg. Gear Input Shaft Seal Kit.....   | 7095    |
| Stg. Gear Lower Pitman Shaft Seal Kit.....                       | 7856    | Stg. Gear Complete Pitman Shaft Seal Kit.....   | 8766    |
|  |         | Stg. Gear Lower Pitman Shaft Seal Kit.....  | 7856    |
| <b>1973</b>  |         | <b>1966</b>   |         |
| <b>6-CYL. 250 ENG.; V-8 350 ENG.; V-8 400 ENG.</b>               |         | <b>6-CYL. 250 ENG.; V-8 283 ENG.; V-8 327 ENG.; V-8 396 ENG.; V-8 427 ENG.</b>                  |         |
| Pump Complete Rebuilding Kit.....                                | 7910    | Pump Complete Rebuilding Kit.....   | 7910    |
| Pump Seal Kit.....   | 7918    | Pump Seal Kit.....  | 7918    |
| Pump Drive Shaft Seal Kit.....                                   | 8709    | Pump Drive Shaft Seal Kit.....  | 8709    |
| Stg. Gear Complete Rebuilding Kit.....                           | 7858    | Stg. Gear Complete Rebuilding Kit.....  | 7858    |
| Stg. Gear Major Seal Kit.....                                    | 7860    | Stg. Gear Major Seal Kit.....   | 7860    |
| Stg. Gear Input Shaft Seal Kit.....                              | 7095    | Stg. Gear Input Shaft Seal Kit.....   | 7095    |
| Stg. Gear Complete Pitman Shaft Seal Kit.....                    | 8766    | Stg. Gear Complete Pitman Shaft Seal Kit.....   | 8766    |
| Stg. Gear Lower Pitman Shaft Seal Kit.....                       | 7856    | Stg. Gear Lower Pitman Shaft Seal Kit.....  | 7856    |
| <b>V-8 454 ENG.</b>  |         | <b>1966</b>   |         |
| Pump Complete Rebuilding Kit.....                                | 7910    | <b>6-CYL. 250 ENG.; V-8 283 ENG.; V-8 327 ENG.; V-8 396 ENG.; V-8 427 ENG.</b>                  |         |
| Pump Seal Kit.....   | 7918    | Pump Complete Rebuilding Kit; W/Two-Raised Mounting Pads.....                                   | 7910    |
| Pump Drive Shaft Seal Kit.....                                   | 8709    | Pump Seal Kit; W/One-Raised Mounting Pads.....  | 8755    |
| Stg. Gear Complete Rebuilding Kit.....                           | 7857    | Pump Seal Kit; W/Two-Raised Mounting Pads.....  | 7918    |
| Stg. Gear Major Seal Kit.....                                    | 7859    | Pump Drive Shaft Seal Kit; W/One-Raised Mounting Pads.....                                      | 8711    |
| Stg. Gear Input Shaft Seal Kit.....                              | 7095    | Pump Drive Shaft Seal Kit; W/Two-Raised Mounting Pads.....                                      | 8709    |
| Stg. Gear Complete Pitman Shaft Seal Kit.....                    | 8766    | Stg. Gear Complete Rebuilding Kit.....  | 7858    |
| Stg. Gear Lower Pitman Shaft Seal Kit.....                       | 7856    | Stg. Gear Major Seal Kit.....   | 7860    |
|  |         | Stg. Gear Input Shaft Seal Kit.....   | 7095    |
|  |         | Stg. Gear Complete Pitman Shaft Seal Kit.....   | 8766    |
|  |         | Stg. Gear Lower Pitman Shaft Seal Kit.....  | 7856    |
| <b>1972-1971</b>   |         | <b>1965</b>   |         |
| <b>6-CYL. 250 ENG.; V-8 350 ENG.; V-8 400 ENG.; V-8 402 ENG.</b> |         | <b>6-CYL. 230 ENG.; 6-CYL. 250 ENG.; V-8 283 ENG.; V-8 327 ENG.; V-8 396 ENG.; V-8 409 ENG.</b> |         |
| Pump Complete Rebuilding Kit.....                                | 7910    | Pump Complete Rebuilding Kit; W/Two-Raised Mounting Pads.....                                   | 7910    |
| Pump Seal Kit.....   | 7918    | Pump Seal Kit; W/One-Raised Mounting Pads.....  | 8755    |
| Pump Drive Shaft Seal Kit.....                                   | 8709    | Pump Seal Kit; W/Two-Raised Mounting Pads.....  | 7918    |
| Stg. Gear Complete Rebuilding Kit.....                           | 7858    | Pump Drive Shaft Seal Kit; W/One-Raised Mounting Pads.....                                      | 8711    |
| Stg. Gear Major Seal Kit.....                                    | 7860    | Pump Drive Shaft Seal Kit; W/Two-Raised Mounting Pads.....                                      | 8709    |
| Stg. Gear Input Shaft Seal Kit.....                              | 7095    | Stg. Gear Complete Rebuilding Kit.....  | 7858    |
| Stg. Gear Complete Pitman Shaft Seal Kit.....                    | 8766    | Stg. Gear Major Seal Kit.....   | 7860    |
| Stg. Gear Lower Pitman Shaft Seal Kit.....                       | 7856    | Stg. Gear Input Shaft Seal Kit.....   | 7095    |
|  |         | Stg. Gear Complete Pitman Shaft Seal Kit.....   | 8766    |
|  |         | Stg. Gear Lower Pitman Shaft Seal Kit.....  | 7856    |
| <b>V-8 454 ENG.</b>  |         | <b>1964-1963</b>  |         |
| Pump Complete Rebuilding Kit.....                                | 7910    | <b>6-CYL. 230 ENG.; V-8 283 ENG.; V-8 327 ENG.; V-8 409 ENG.</b>                                |         |
| Pump Seal Kit.....   | 7918    | Pump Complete Rebuilding Kit; W/Two-Raised Mounting Pads.....                                   | 7910    |
| Pump Drive Shaft Seal Kit.....                                   | 8709    | Pump Seal Kit; W/One-Raised Mounting Pads.....  | 8755    |
| Stg. Gear Complete Rebuilding Kit.....                           | 7857    | Pump Seal Kit; W/Two-Raised Mounting Pads.....  | 7918    |
| Stg. Gear Major Seal Kit.....                                    | 7859    | Pump Drive Shaft Seal Kit; W/One-Raised Mounting Pads.....                                      | 8711    |
| Stg. Gear Input Shaft Seal Kit.....                              | 7095    | Pump Drive Shaft Seal Kit; W/Two-Raised Mounting Pads.....                                      | 8709    |
| Stg. Gear Complete Pitman Shaft Seal Kit.....                    | 8766    | Stg. Gear Complete Rebuilding Kit.....  | 7858    |
| Stg. Gear Lower Pitman Shaft Seal Kit.....                       | 7856    | Stg. Gear Major Seal Kit.....   | 7860    |
|  |         | Stg. Gear Input Shaft Seal Kit.....   | 7095    |
|  |         | Stg. Gear Complete Pitman Shaft Seal Kit.....   | 8766    |
|  |         | Stg. Gear Lower Pitman Shaft Seal Kit.....  | 7856    |
| <b>1970</b>  |         | <b>1964-1963</b>  |         |
| <b>6-CYL. 250 ENG.; V-8 350 ENG.; V-8 400 ENG.</b>               |         | <b>6-CYL. 230 ENG.; V-8 283 ENG.; V-8 327 ENG.; V-8 409 ENG.</b>                                |         |
| Pump Complete Rebuilding Kit.....                                | 7910    | Pump Complete Rebuilding Kit; W/Two-Raised Mounting Pads.....                                   | 7910    |
| Pump Seal Kit.....   | 7918    | Pump Seal Kit; W/One-Raised Mounting Pads.....  | 8755    |
| Pump Drive Shaft Seal Kit.....                                   | 8709    | Pump Seal Kit; W/Two-Raised Mounting Pads.....  | 7918    |
| Stg. Gear Complete Rebuilding Kit.....                           | 7858    | Pump Drive Shaft Seal Kit; W/One-Raised Mounting Pads.....                                      | 8711    |
| Stg. Gear Major Seal Kit.....                                    | 7860    | Pump Drive Shaft Seal Kit; W/Two-Raised Mounting Pads.....                                      | 8709    |
| Stg. Gear Input Shaft Seal Kit.....                              | 7095    | Stg. Gear Complete Rebuilding Kit.....  | 7858    |
| Stg. Gear Complete Pitman Shaft Seal Kit.....                    | 8766    | Stg. Gear Major Seal Kit.....   | 7860    |
| Stg. Gear Lower Pitman Shaft Seal Kit.....                       | 7856    | Stg. Gear Input Shaft Seal Kit.....   | 7095    |
|  |         | Stg. Gear Complete Pitman Shaft Seal Kit.....   | 8766    |
|  |         | Stg. Gear Lower Pitman Shaft Seal Kit.....  | 7856    |
| <b>V-8 454 ENG.</b>  |         | <b>1964-1963</b>  |         |
| Pump Complete Rebuilding Kit.....                                | 7910    | <b>6-CYL. 230 ENG.; V-8 283 ENG.; V-8 327 ENG.; V-8 409 ENG.</b>                                |         |
| Pump Seal Kit.....   | 7918    | Pump Complete Rebuilding Kit; W/Two-Raised Mounting Pads.....                                   | 7910    |
| Pump Drive Shaft Seal Kit.....                                   | 8709    | Pump Seal Kit; W/One-Raised Mounting Pads.....  | 8755    |
| Stg. Gear Complete Rebuilding Kit.....                           | 7857    | Pump Seal Kit; W/Two-Raised Mounting Pads.....  | 7918    |
| Stg. Gear Major Seal Kit.....                                    | 7859    | Pump Drive Shaft Seal Kit; W/One-Raised Mounting Pads.....                                      | 8711    |
| Stg. Gear Input Shaft Seal Kit.....                              | 7095    | Pump Drive Shaft Seal Kit; W/Two-Raised Mounting Pads.....                                      | 8709    |
| Stg. Gear Complete Pitman Shaft Seal Kit.....                    | 8766    | Stg. Gear Complete Rebuilding Kit.....  | 7858    |
| Stg. Gear Lower Pitman Shaft Seal Kit.....                       | 7856    | Stg. Gear Major Seal Kit.....   | 7860    |
|  |         | Stg. Gear Input Shaft Seal Kit.....   | 7095    |
|  |         | Stg. Gear Complete Pitman Shaft Seal Kit.....   | 8766    |
|  |         | Stg. Gear Lower Pitman Shaft Seal Kit.....  | 7856    |

☆ See Pages A14 - A15 For Pump or Gear Identification.

⊗ Packaged one bushing per box, order as required.

**SYSTEM PUMP & GEAR IDENT.**

**SYSTEM & COMPONENT IDENT.**

**PASS. CARS**

**LIGHT TRUCKS**

**MEDIUM/HEAVY TRUCKS**

**BUSES**

**HOSE NUMERICAL**

**REPAIR KITS**

**KIT NUMERICAL**

**ILLUSTRATIONS**

# Power Steering Repair Kits for Passenger Cars and Light Trucks

|                                      | Application  | Kit No.  | Application  | Kit No.   |      |
|--------------------------------------|--|--|--|---|------|
| <b>SYSTEM PUMP &amp; GEAR IDENT.</b> | <b>CHEVROLET - Continued</b>                                     |  | <b>CHEVROLET - Continued</b>   |   |      |
|                                      | <b>BEL AIR - Continued</b>                                       |  | <b>BISCAYNE - Continued</b>  |   |      |
|                                      | <b>1964-1963 - Continued</b>                                     |  | <b>1975-1974 - Continued</b>   |   |      |
|                                      | <b>6-CYL. 230 ENG.; V-8 283 ENG.; V-8 327 ENG.; V-8 409 ENG.</b> |  | <b>V-8 454 (CANADA) ENG. - Continued</b>                                       |   |      |
|                                      |  | - Continued  |  |   |      |
|                                      |  | Power Cyl. Complete Rebuilding Kit.....                          | 8537   | Stg. Gear Input Shaft Seal Kit.....   | 7095 |
|                                      |  | Power Cyl. Piston Rod Seal Kit.....                              | 7906   | Stg. Gear Complete Pitman Shaft Seal Kit.....                                 | 8766 |
|                                      |  |  |  | Stg. Gear Lower Pitman Shaft Seal Kit.....                                    | 7856 |
|                                      | <b>SYSTEM &amp; COMPONENT IDENT.</b>                             | <b>1962</b>  |  | <b>1973</b>   |      |
|                                      |  | <b>6-CYL. 235 ENG.; V-8 283 ENG.; V-8 327 ENG.; V-8 409 ENG.</b> |  | <b>6-CYL. 250 (CANADA) ENG.; V-8 350 (CANADA) ENG.; V-8 400 (CANADA) ENG.</b> |      |
|                                      |  | Pump Complete Rebuilding Kit; W/Two-Raised Mounting Pads.....    | 7910   | Pump Complete Rebuilding Kit.....   | 7910 |
|                                      |  | Pump Seal Kit; W/One-Raised Mounting Pads.....                   | 8755   | Pump Seal Kit.....  | 7918 |
|                                      |  | Pump Seal Kit; W/Two-Raised Mounting Pads.....                   | 7918   | Pump Drive Shaft Seal Kit.....  | 8709 |
|                                      |  | Pump Drive Shaft Seal Kit; W/One-Raised Mounting Pads.....       | 8711   | Pump Drive Shaft Seal Kit.....  | 8709 |
|                                      |  | Pump Drive Shaft Seal Kit; W/Two-Raised Mounting Pads.....       | 8709   | Stg. Gear Complete Rebuilding Kit.....  | 7858 |
|                                      |  | Control Valve Seal Kit.....                                      | 7864   | Stg. Gear Major Seal Kit.....   | 7860 |
|                                      |  | Power Cyl. Complete Rebuilding Kit.....                          | 8537   | Stg. Gear Input Shaft Seal Kit.....   | 7095 |
|                                      |  | Power Cyl. Piston Rod Seal Kit.....                              | 7906   | Stg. Gear Complete Pitman Shaft Seal Kit.....                                 | 8766 |
| <b>PASS. CARS</b>                    | <b>1961-1960</b>   |  | <b>V-8 454 (CANADA) ENG.</b>   |   |      |
|                                      | <b>6-CYL. 235 ENG.; V-8 283 ENG.; V-8 348 ENG.</b>               |  | <b>V-8 454 (CANADA) ENG.</b>   |   |      |
|                                      |  | Pump Complete Rebuilding Kit; W/Two-Raised Mounting Pads.....    | 7910   | Pump Complete Rebuilding Kit.....   | 7910 |
|                                      |  | Pump Seal Kit; W/One-Raised Mounting Pads.....                   | 8755   | Pump Seal Kit.....  | 7918 |
|                                      |  | Pump Seal Kit; W/Two-Raised Mounting Pads.....                   | 7918   | Pump Drive Shaft Seal Kit.....  | 8709 |
|                                      |  | Pump Drive Shaft Seal Kit; W/One-Raised Mounting Pads.....       | 8711   | Stg. Gear Complete Rebuilding Kit.....  | 7857 |
|                                      |  | Pump Drive Shaft Seal Kit; W/Two-Raised Mounting Pads.....       | 8709   | Stg. Gear Major Seal Kit.....   | 7859 |
|                                      |  | Control Valve Seal Kit.....                                      | 7864   | Stg. Gear Input Shaft Seal Kit.....   | 7095 |
|                                      |  | Power Cyl. Complete Rebuilding Kit.....                          | 8537   | Stg. Gear Complete Pitman Shaft Seal Kit.....                                 | 8766 |
|                                      |  | Power Cyl. Piston Rod Seal Kit.....                              | 7906   | Stg. Gear Lower Pitman Shaft Seal Kit.....                                    | 7856 |
| <b>LIGHT TRUCKS</b>                  | <b>1959</b>  |  | <b>1972-1971</b>   |   |      |
|                                      | <b>6-CYL. 235 ENG.; V-8 283 ENG.; V-8 348 ENG.</b>               |  | <b>6-CYL. 250 ENG.; V-8 350 ENG.; V-8 400 ENG.; V-8 402 ENG.</b>               |   |      |
|                                      |  | Control Valve Seal Kit.....                                      | 7864   | Pump Complete Rebuilding Kit.....   | 7910 |
|                                      |  | Power Cyl. Piston Rod Seal Kit.....                              | 7906   | Pump Seal Kit.....  | 7918 |
|                                      | <b>1958</b>  |  | <b>6-CYL. 250 ENG.; V-8 350 ENG.; V-8 400 ENG.; V-8 402 ENG.</b>               |   |      |
|                                      |  | <b>6-CYL. 235 ENG.; V-8 283 ENG.; V-8 348 ENG.</b>               |  | Pump Drive Shaft Seal Kit.....  | 8709 |
|                                      |  | Power Cyl. Piston Rod Seal Kit.....                              | 7906   | Stg. Gear Complete Rebuilding Kit.....  | 7858 |
|                                      | <b>BERETTA</b>   |  | <b>6-CYL. 250 ENG.; V-8 350 ENG.; V-8 400 ENG.; V-8 402 ENG.</b>               |   |      |
|                                      | <b>1995</b>  |  | <b>6-CYL. 250 ENG.; V-8 350 ENG.; V-8 400 ENG.; V-8 402 ENG.</b>               |   |      |
|                                      |  | <b>4-CYL. 2.2 L ENG.; V-6 3.1 L ENG.</b>                         |  | Stg. Gear Major Seal Kit.....   | 7860 |
|                                      | Pump Seal Kit.....   | 8624   | Stg. Gear Input Shaft Seal Kit.....  | 7095  |      |
|                                      | Pump Drive Shaft Seal Kit.....                                   | 8709   | Stg. Gear Complete Pitman Shaft Seal Kit.....                                  | 8766  |      |
|                                      | Rack & Pinion Upper Pinion Bearing Kit.....                      | 8571   | Stg. Gear Lower Pitman Shaft Seal Kit.....                                     | 7856  |      |
|                                      | Rack & Pinion Lower Pinion Bearing Kit.....                      | 8572   |  |   |      |
| <b>MEDIUM/HEAVY TRUCKS</b>           | <b>1994-1990</b>   |  | <b>V-8 454 ENG.</b>  |   |      |
|                                      | <b>4-CYL. 2.2 L ENG.; 4-CYL. 2.3 L ENG.; V-6 3.1 L ENG.</b>      |  | <b>V-8 454 ENG.</b>  |   |      |
|                                      |  | Pump Seal Kit.....   | 8624   | Pump Complete Rebuilding Kit.....   | 7910 |
|                                      |  | Pump Drive Shaft Seal Kit.....                                   | 8709   | Pump Seal Kit.....  | 7918 |
|                                      |  | Rack & Pinion Upper Pinion Bearing Kit.....                      | 8571   | Pump Drive Shaft Seal Kit.....  | 8709 |
|                                      |  | Rack & Pinion Lower Pinion Bearing Kit.....                      | 8572   | Stg. Gear Complete Rebuilding Kit.....  | 7857 |
|                                      |  |  |  | Stg. Gear Major Seal Kit.....   | 7859 |
|                                      |  |  |  | Stg. Gear Input Shaft Seal Kit.....   | 7095 |
|                                      |  |  |  | Stg. Gear Complete Pitman Shaft Seal Kit.....                                 | 8766 |
|                                      |  |  |  | Stg. Gear Lower Pitman Shaft Seal Kit.....                                    | 7856 |
| <b>BUSES</b>                         | <b>1989-1987</b>   |  | <b>1970</b>  |   |      |
|                                      | <b>4-CYL. 2.0 L ENG.; V-6 2.8 L ENG.</b>                         |  | <b>6-CYL. 250 ENG.; V-8 350 ENG.; V-8 400 ENG.</b>                             |   |      |
|                                      |  | Pump Complete Rebuilding Kit; W/16mm Shaft; 1st Design.....      | 8561   | Pump Complete Rebuilding Kit.....   | 7910 |
|                                      |  | Pump Seal Kit; W/16mm Shaft; 1st Design.....                     | 8554   | Pump Seal Kit.....  | 7918 |
|                                      |  | Pump Seal Kit; W/19mm Shaft; 2nd Design.....                     | 8624   | Pump Drive Shaft Seal Kit.....  | 8709 |
|                                      |  | Pump Drive Shaft Seal Kit; W/16mm Shaft; 1st Design.....         | 8712   | Stg. Gear Complete Rebuilding Kit.....  | 7858 |
|                                      |  | Pump Drive Shaft Seal Kit; W/19mm Shaft; 2nd Design.....         | 8709   | Stg. Gear Major Seal Kit.....   | 7860 |
|                                      |  | Rack & Pinion Upper Pinion Bearing Kit.....                      | 8571   | Stg. Gear Input Shaft Seal Kit.....   | 7095 |
|                                      |  | Rack & Pinion Lower Pinion Bearing Kit.....                      | 8572   | Stg. Gear Complete Pitman Shaft Seal Kit.....                                 | 8766 |
|                                      |  |  |  | Stg. Gear Lower Pitman Shaft Seal Kit.....                                    | 7856 |
| <b>HOSE NUMERICAL</b>                | <b>BISCAYNE</b>  |  | <b>1969</b>  |   |      |
|                                      | <b>1975-1974</b>   |  | <b>6-CYL. 250 ENG.; V-8 327 ENG.; V-8 350 ENG.; V-8 396 ENG.; V-8 427 ENG.</b> |   |      |
|                                      | <b>V-8 350 (CANADA) ENG.; V-8 400 (CANADA) ENG.</b>              |  | <b>V-8 427 ENG.</b>  |   |      |
|                                      |  | Pump Complete Rebuilding Kit.....                                | 7910   | Pump Complete Rebuilding Kit.....   | 7910 |
|                                      |  | Pump Seal Kit.....   | 7918   | Pump Seal Kit.....  | 7918 |
|                                      |  | Pump Drive Shaft Seal Kit.....                                   | 8709   | Pump Drive Shaft Seal Kit.....  | 8709 |
|                                      |  | Stg. Gear Complete Rebuilding Kit.....                           | 7858   | Stg. Gear Complete Rebuilding Kit.....  | 7858 |
|                                      |  | Stg. Gear Major Seal Kit.....                                    | 7860   | Stg. Gear Major Seal Kit.....   | 7860 |
|                                      |  | Stg. Gear Input Shaft Seal Kit.....                              | 7095   | Stg. Gear Input Shaft Seal Kit.....   | 7095 |
|                                      |  | Stg. Gear Complete Pitman Shaft Seal Kit.....                    | 8766   | Stg. Gear Complete Pitman Shaft Seal Kit.....                                 | 8766 |
|                                      | Stg. Gear Lower Pitman Shaft Seal Kit.....                       | 7856   | Stg. Gear Lower Pitman Shaft Seal Kit.....                                     | 7856  |      |
| <b>REPAIR KITS</b>                   | <b>V-8 454 (CANADA) ENG.</b>                                     |  | <b>1969</b>  |   |      |
|                                      | <b>V-8 454 (CANADA) ENG.</b>                                     |  | <b>6-CYL. 250 ENG.; V-8 327 ENG.; V-8 350 ENG.; V-8 396 ENG.; V-8 427 ENG.</b> |   |      |
|                                      |  | Pump Complete Rebuilding Kit.....                                | 7910   | Pump Complete Rebuilding Kit.....   | 7910 |
|                                      |  | Pump Seal Kit.....   | 7918   | Pump Seal Kit.....  | 7918 |
|                                      |  | Pump Drive Shaft Seal Kit.....                                   | 8709   | Pump Drive Shaft Seal Kit.....  | 8709 |
|                                      |  | Stg. Gear Complete Rebuilding Kit.....                           | 7857   | Stg. Gear Complete Rebuilding Kit.....  | 7858 |
|                                      |  | Stg. Gear Major Seal Kit.....                                    | 7859   | Stg. Gear Major Seal Kit.....   | 7860 |
|                                      |  | Stg. Gear Input Shaft Seal Kit.....                              | 7095   | Stg. Gear Input Shaft Seal Kit.....   | 7095 |
|                                      |  | Stg. Gear Complete Pitman Shaft Seal Kit.....                    | 8766   | Stg. Gear Complete Pitman Shaft Seal Kit.....                                 | 8766 |
|                                      |  | Stg. Gear Lower Pitman Shaft Seal Kit.....                       | 7856   | Stg. Gear Lower Pitman Shaft Seal Kit.....                                    | 7856 |
| <b>KIT NUMERICAL</b>                 | <b>ILLUSTRATIONS</b>   |  | <b>1969</b>  |   |      |
|                                      | <b>ILLUSTRATIONS</b>   |  | <b>6-CYL. 250 ENG.; V-8 327 ENG.; V-8 350 ENG.; V-8 396 ENG.; V-8 427 ENG.</b> |   |      |
|                                      |  | Pump Complete Rebuilding Kit.....                                | 7910   | Pump Complete Rebuilding Kit.....   | 7910 |
|                                      |  | Pump Seal Kit.....   | 7918   | Pump Seal Kit.....  | 7918 |
|                                      |  | Pump Drive Shaft Seal Kit.....                                   | 8709   | Pump Drive Shaft Seal Kit.....  | 8709 |
|                                      |  | Stg. Gear Complete Rebuilding Kit.....                           | 7857   | Stg. Gear Complete Rebuilding Kit.....  | 7858 |
|                                      |  | Stg. Gear Major Seal Kit.....                                    | 7859   | Stg. Gear Major Seal Kit.....   | 7860 |
|                                      |  | Stg. Gear Input Shaft Seal Kit.....                              | 7095   | Stg. Gear Input Shaft Seal Kit.....   | 7095 |
|                                      |  | Stg. Gear Complete Pitman Shaft Seal Kit.....                    | 8766   | Stg. Gear Complete Pitman Shaft Seal Kit.....                                 | 8766 |
|                                      |  | Stg. Gear Lower Pitman Shaft Seal Kit.....                       | 7856   | Stg. Gear Lower Pitman Shaft Seal Kit.....                                    | 7856 |

☆ See Pages A14 - A15 For Pump or Gear Identification.

⊗ Packaged one bushing per box, order as required.

# Power Steering Repair Kits for Passenger Cars and Light Trucks

| Application   | Kit No. | Application  | Kit No. |
|---|---------|--|---------|
| <b>CHEVROLET - Continued</b>  |         | <b>CHEVROLET - Continued</b>                                   |         |
| <b>BISCAYNE - Continued</b>   |         | <b>BISCAYNE - Continued</b>                                    |         |
| <b>1968</b>   |         | <b>1961-1960 - Continued</b>                                   |         |
| <b>6-CYL. 250 ENG.; V-8 307 ENG.; V-8 327 ENG.; V-8 396 ENG.; V-8 427 ENG.</b>                  |         | <b>6-CYL. 235 ENG.; V-8 283 ENG.; V-8 348 ENG. - Continued</b> |         |
| Pump Complete Rebuilding Kit.....   | 7910    | Pump Drive Shaft Seal Kit; W/Two-Raised Mounting Pads.....     | 8709    |
| Pump Seal Kit.....  | 7918    | Control Valve Seal Kit.....                                    | 7864    |
| Pump Drive Shaft Seal Kit.....  | 8709    | Power Cyl. Complete Rebuilding Kit.....                        | 8537    |
| Stg. Gear Complete Rebuilding Kit.....  | 7858    | Power Cyl. Piston Rod Seal Kit.....                            | 7906    |
| Stg. Gear Major Seal Kit.....   | 7860    | <b>1959</b>  |         |
| Stg. Gear Input Shaft Seal Kit.....   | 7095    | <b>6-CYL. 235 ENG.; V-8 283 ENG.; V-8 348 ENG.</b>             |         |
| Stg. Gear Complete Pitman Shaft Seal Kit.....   | 8766    | Control Valve Seal Kit.....                                    | 7864    |
| Stg. Gear Lower Pitman Shaft Seal Kit.....  | 7856    | Power Cyl. Piston Rod Seal Kit.....                            | 7906    |
| <b>1967</b>   |         | <b>1958</b>  |         |
| <b>6-CYL. 250 ENG.; V-8 283 ENG.; V-8 327 ENG.; V-8 396 ENG.; V-8 427 ENG.</b>                  |         | <b>6-CYL. 235 ENG.; V-8 283 ENG.; V-8 348 ENG.</b>             |         |
| Pump Complete Rebuilding Kit.....   | 7910    | Power Cyl. Piston Rod Seal Kit.....                            | 7906    |
| Pump Seal Kit.....  | 7918    | <b>BLAZER</b>  |         |
| Pump Drive Shaft Seal Kit.....  | 8709    | <b>1995</b>  |         |
| Stg. Gear Complete Rebuilding Kit.....  | 7858    | <b>V-6 4.3 L ENG.</b>  |         |
| Stg. Gear Major Seal Kit.....   | 7860    | Pump Complete Rebuilding Kit.....                              | 7910    |
| Stg. Gear Input Shaft Seal Kit.....   | 7095    | Pump Seal Kit.....   | 7918    |
| Stg. Gear Complete Pitman Shaft Seal Kit.....   | 8766    | Pump Drive Shaft Seal Kit.....                                 | 8709    |
| Stg. Gear Lower Pitman Shaft Seal Kit.....  | 7856    | Stg. Gear Complete Rebuilding Kit.....                         | 8780    |
| <b>1966</b>   |         | Stg. Gear Major Seal Kit.....                                  | 8625    |
| <b>6-CYL. 250 ENG.; V-8 283 ENG.; V-8 327 ENG.; V-8 396 ENG.; V-8 427 ENG.</b>                  |         | Stg. Gear Input Shaft Seal Kit.....                            | 8525    |
| Pump Complete Rebuilding Kit; W/Two-Raised Mounting Pads.....                                   | 7910    | Stg. Gear Complete Pitman Shaft Seal Kit.....                  | 8763    |
| Pump Seal Kit; W/One-Raised Mounting Pads.....  | 8755    | Stg. Gear Lower Pitman Shaft Seal Kit.....                     | 8717    |
| Pump Seal Kit; W/Two-Raised Mounting Pads.....  | 7918    | <b>1994</b>  |         |
| Pump Drive Shaft Seal Kit; W/One-Raised Mounting Pads.....                                      | 8711    | <b>V-6 4.3 L ENG.</b>  |         |
| Pump Drive Shaft Seal Kit; W/Two-Raised Mounting Pads.....                                      | 8709    | Pump Complete Rebuilding Kit.....                              | 7910    |
| Stg. Gear Complete Rebuilding Kit.....  | 7858    | Pump Seal Kit.....   | 7918    |
| Stg. Gear Major Seal Kit.....   | 7860    | Pump Drive Shaft Seal Kit.....                                 | 8709    |
| Stg. Gear Input Shaft Seal Kit.....   | 7095    | Stg. Gear Complete Rebuilding Kit.....                         | 8780    |
| Stg. Gear Complete Pitman Shaft Seal Kit.....   | 8766    | Stg. Gear Major Seal Kit.....                                  | 8625    |
| Stg. Gear Lower Pitman Shaft Seal Kit.....  | 7856    | Stg. Gear Input Shaft Seal Kit.....                            | 8525    |
| <b>1965</b>   |         | Stg. Gear Complete Pitman Shaft Seal Kit.....                  | 8763    |
| <b>6-CYL. 230 ENG.; 6-CYL. 250 ENG.; V-8 283 ENG.; V-8 327 ENG.; V-8 396 ENG.; V-8 409 ENG.</b> |         | Stg. Gear Lower Pitman Shaft Seal Kit.....                     | 8717    |
| Pump Complete Rebuilding Kit; W/Two-Raised Mounting Pads.....                                   | 7910    | <b>V-8 5.7 L ENG.; V-8 6.5 L DIESEL ENG.</b>                   |         |
| Pump Seal Kit; W/One-Raised Mounting Pads.....  | 8755    | Pump Complete Rebuilding Kit.....                              | 7910    |
| Pump Seal Kit; W/Two-Raised Mounting Pads.....  | 7918    | Pump Seal Kit.....   | 7918    |
| Pump Drive Shaft Seal Kit; W/One-Raised Mounting Pads.....                                      | 8711    | Pump Drive Shaft Seal Kit.....                                 | 8709    |
| Pump Drive Shaft Seal Kit; W/Two-Raised Mounting Pads.....                                      | 8709    | Stg. Gear Complete Rebuilding Kit; 8600 G.V.W. & Over.....     | 8781    |
| Stg. Gear Complete Rebuilding Kit.....  | 7858    | Stg. Gear Complete Rebuilding Kit; Under 8600 G.V.W.....       | 8780    |
| Stg. Gear Major Seal Kit.....   | 7860    | Stg. Gear Major Seal Kit; 8600 G.V.W. & Over.....              | 8716    |
| Stg. Gear Input Shaft Seal Kit.....   | 7095    | Stg. Gear Major Seal Kit; Under 8600 G.V.W.....                | 8625    |
| Stg. Gear Complete Pitman Shaft Seal Kit.....   | 8766    | Stg. Gear Input Shaft Seal Kit.....                            | 8525    |
| Stg. Gear Lower Pitman Shaft Seal Kit.....  | 7856    | Stg. Gear Complete Pitman Shaft Seal Kit.....                  | 8763    |
| <b>1964-1963</b>  |         | Stg. Gear Lower Pitman Shaft Seal Kit.....                     | 8717    |
| <b>6-CYL. 230 ENG.; V-8 283 ENG.; V-8 327 ENG.; V-8 409 ENG.</b>                                |         | <b>1993</b>  |         |
| Pump Complete Rebuilding Kit; W/Two-Raised Mounting Pads.....                                   | 7910    | <b>V-6 4.3 L ENG.</b>  |         |
| Pump Seal Kit; W/One-Raised Mounting Pads.....  | 8755    | Pump Complete Rebuilding Kit.....                              | 7910    |
| Pump Seal Kit; W/Two-Raised Mounting Pads.....  | 7918    | Pump Seal Kit.....   | 7918    |
| Pump Drive Shaft Seal Kit; W/One-Raised Mounting Pads.....                                      | 8711    | Pump Drive Shaft Seal Kit.....                                 | 8709    |
| Pump Drive Shaft Seal Kit; W/Two-Raised Mounting Pads.....                                      | 8709    | Stg. Gear Complete Rebuilding Kit.....                         | 8522    |
| Control Valve Seal Kit.....   | 7864    | Stg. Gear Major Seal Kit.....                                  | 8521    |
| Power Cyl. Complete Rebuilding Kit.....   | 8537    | Stg. Gear Input Shaft Seal Kit.....                            | 8525    |
| Power Cyl. Piston Rod Seal Kit.....   | 7906    | Stg. Gear Complete Pitman Shaft Seal Kit.....                  | 8766    |
| <b>1962</b>   |         | Stg. Gear Lower Pitman Shaft Seal Kit.....                     | 7856    |
| <b>6-CYL. 235 ENG.; V-8 283 ENG.; V-8 327 ENG.; V-8 409 ENG.</b>                                |         | <b>V-8 5.7 L ENG.</b>  |         |
| Pump Complete Rebuilding Kit; W/Two-Raised Mounting Pads.....                                   | 7910    | Pump Complete Rebuilding Kit.....                              | 7910    |
| Pump Seal Kit; W/One-Raised Mounting Pads.....  | 8755    | Pump Seal Kit.....   | 7918    |
| Pump Seal Kit; W/Two-Raised Mounting Pads.....  | 7918    | Pump Drive Shaft Seal Kit.....                                 | 8709    |
| Pump Drive Shaft Seal Kit; W/One-Raised Mounting Pads.....                                      | 8711    | Stg. Gear Complete Rebuilding Kit; 8600 G.V.W. & Over.....     | 8781    |
| Pump Drive Shaft Seal Kit; W/Two-Raised Mounting Pads.....                                      | 8709    | Stg. Gear Complete Rebuilding Kit; Under 8600 G.V.W.....       | 8780    |
| Control Valve Seal Kit.....   | 7864    | Stg. Gear Major Seal Kit; 8600 G.V.W. & Over.....              | 8716    |
| Power Cyl. Complete Rebuilding Kit.....   | 8537    | Stg. Gear Major Seal Kit; Under 8600 G.V.W.....                | 8625    |
| Power Cyl. Piston Rod Seal Kit.....   | 7906    | Stg. Gear Input Shaft Seal Kit.....                            | 8525    |
| <b>1961-1960</b>  |         | Stg. Gear Complete Pitman Shaft Seal Kit.....                  | 8763    |
| <b>6-CYL. 235 ENG.; V-8 283 ENG.; V-8 348 ENG.</b>  |         | Stg. Gear Lower Pitman Shaft Seal Kit.....                     | 8717    |
| Pump Complete Rebuilding Kit; W/Two-Raised Mounting Pads.....                                   | 7910    | <b>1992</b>  |         |
| Pump Seal Kit; W/One-Raised Mounting Pads.....  | 8755    | <b>V-6 4.3 L ENG.</b>  |         |
| Pump Seal Kit; W/Two-Raised Mounting Pads.....  | 7918    | Pump Complete Rebuilding Kit.....                              | 7910    |
| Pump Drive Shaft Seal Kit; W/One-Raised Mounting Pads.....                                      | 8711    | Pump Seal Kit.....   | 7918    |
| Pump Drive Shaft Seal Kit; W/Two-Raised Mounting Pads.....                                      | 8711    | Pump Drive Shaft Seal Kit.....                                 | 8709    |
|   |         | Stg. Gear Complete Rebuilding Kit.....                         | 8522    |
|   |         | Stg. Gear Major Seal Kit.....                                  | 8521    |
|   |         | Stg. Gear Input Shaft Seal Kit.....                            | 8525    |
|   |         | Stg. Gear Complete Pitman Shaft Seal Kit.....                  | 8766    |
|   |         | Stg. Gear Lower Pitman Shaft Seal Kit.....                     | 7856    |

☆ See Pages A14 - A15 For Pump or Gear Identification.

⊗ Packaged one bushing per box, order as required.

SYSTEM  
PUMP &  
GEAR  
IDENT.

SYSTEM &  
COM-  
PONENT  
IDENT.

PASS.  
CARS

LIGHT  
TRUCKS

MEDIUM/  
HEAVY  
TRUCKS

BUSES

HOSE  
NUMER-  
ICAL

REPAIR  
KITS

KIT  
NUMER-  
ICAL

ILLUST-  
RATIONS

# Power Steering Repair Kits for Passenger Cars and Light Trucks

|                           | Application                       | Kit No.  | Application  | Kit No.   |      |
|---------------------------|-----------------------------------|--|--|---|------|
| SYSTEM PUMP & GEAR IDENT. | <b>CHEVROLET - Continued</b>      |  | <b>CHEVROLET - Continued</b>                             |   |      |
|                           | <b>BLAZER - Continued</b>         |  | <b>BLAZER - Continued</b>                                |   |      |
|                           | <b>1992 - Continued</b>           |  | <b>1988 - Continued</b>                                  |   |      |
|                           | <b>V-6 4.3 L ENG. - Continued</b> |  | <b>V-8 5.7 L ENG.; V-8 6.2 L DIESEL ENG. - Continued</b> |   |      |
|                           |                                   | Stg. Gear Input Shaft Seal Kit.....                        | 8525   | Stg. Gear Input Shaft Seal Kit.....   | 8525 |
|                           |                                   | Stg. Gear Complete Pitman Shaft Seal Kit.....              | 8766   | Stg. Gear Complete Pitman Shaft Seal Kit.....                                   | 8766 |
|                           |                                   | Stg. Gear Lower Pitman Shaft Seal Kit.....                 | 7856   | Stg. Gear Lower Pitman Shaft Seal Kit.....                                      | 7856 |
|                           |                                   | <b>V-8 5.7 L ENG.</b>                                      |  | <b>1987-1985</b>  |      |
|                           |                                   | Pump Complete Rebuilding Kit.....                          | 7910   | <b>4-CYL. 2.5 L ENG.</b>  |      |
|                           |                                   | Pump Seal Kit.....   | 7918   | Pump Complete Rebuilding Kit.....   | 8561 |
| SYSTEM & COMPONENT IDENT. |                                   | Pump Drive Shaft Seal Kit.....                             | 8709   | Pump Seal Kit.....  | 8554 |
|                           |                                   | Stg. Gear Complete Rebuilding Kit; 8600 G.V.W. & Over..... | 8781   | Pump Drive Shaft Seal Kit.....  | 8712 |
|                           |                                   | Stg. Gear Complete Rebuilding Kit; Under 8600 G.V.W.....   | 8780   | Stg. Gear Complete Rebuilding Kit.....  | 8522 |
|                           |                                   | Stg. Gear Major Seal Kit; 8600 G.V.W. & Over.....          | 8716   | Stg. Gear Major Seal Kit.....   | 8521 |
|                           |                                   | Stg. Gear Major Seal Kit; Under 8600 G.V.W.....            | 8625   | Stg. Gear Input Shaft Seal Kit.....   | 8525 |
|                           |                                   | <b>1991-1990</b>   |  | Stg. Gear Complete Pitman Shaft Seal Kit.....                                   | 8766 |
|                           |                                   | <b>V-6 4.3 L ENG.</b>                                      |  | Stg. Gear Lower Pitman Shaft Seal Kit.....                                      | 7856 |
|                           |                                   | Pump Complete Rebuilding Kit.....                          | 7910   | <b>V-6 2.8 L ENG.</b>   |      |
|                           |                                   | Pump Seal Kit.....   | 7918   | Pump Complete Rebuilding Kit.....   | 7910 |
|                           |                                   | Pump Drive Shaft Seal Kit.....                             | 8709   | Pump Seal Kit.....  | 7918 |
| PASS. CARS                |                                   | Stg. Gear Complete Rebuilding Kit.....                     | 8522   | Pump Drive Shaft Seal Kit.....  | 8709 |
|                           |                                   | Stg. Gear Major Seal Kit.....                              | 8521   | Stg. Gear Complete Rebuilding Kit.....  | 8522 |
|                           |                                   | Stg. Gear Input Shaft Seal Kit.....                        | 8525   | Stg. Gear Major Seal Kit.....   | 8521 |
|                           |                                   | Stg. Gear Complete Pitman Shaft Seal Kit.....              | 8766   | Stg. Gear Input Shaft Seal Kit.....   | 8525 |
|                           |                                   | Stg. Gear Lower Pitman Shaft Seal Kit.....                 | 7856   | Stg. Gear Complete Pitman Shaft Seal Kit.....                                   | 8766 |
|                           |                                   | <b>V-8 5.7 L ENG.; V-8 6.2 L DIESEL ENG.</b>               |  | Stg. Gear Lower Pitman Shaft Seal Kit.....                                      | 7856 |
|                           |                                   | Pump Complete Rebuilding Kit.....                          | 7910   | <b>V-8 5.0 L ENG.; V-8 5.7 L ENG.; V-8 6.2 L DIESEL ENG.</b>                    |      |
|                           |                                   | Pump Seal Kit.....   | 7918   | Pump Complete Rebuilding Kit.....   | 7910 |
|                           |                                   | Pump Drive Shaft Seal Kit.....                             | 8709   | Pump Seal Kit.....  | 7918 |
|                           |                                   | Stg. Gear Complete Rebuilding Kit.....                     | 8524   | Pump Drive Shaft Seal Kit.....  | 8709 |
| LIGHT TRUCKS              |                                   | Stg. Gear Major Seal Kit.....                              | 8523   | Stg. Gear Complete Rebuilding Kit.....  | 8524 |
|                           |                                   | Stg. Gear Input Shaft Seal Kit.....                        | 8525   | Stg. Gear Major Seal Kit.....   | 8523 |
|                           |                                   | Stg. Gear Complete Pitman Shaft Seal Kit.....              | 8766   | Stg. Gear Input Shaft Seal Kit.....   | 8525 |
|                           |                                   | Stg. Gear Lower Pitman Shaft Seal Kit.....                 | 7856   | Stg. Gear Complete Pitman Shaft Seal Kit.....                                   | 8766 |
|                           |                                   | <b>1989</b>  |  | Stg. Gear Lower Pitman Shaft Seal Kit.....                                      | 7856 |
|                           |                                   | <b>V-6 2.8 L ENG.; V-6 4.3 L ENG.</b>                      |  | <b>1984-1983</b>  |      |
|                           |                                   | Pump Complete Rebuilding Kit.....                          | 7910   | <b>4-CYL. 1.9 L ENG.; 4-CYL. 2.0 L ENG.; V-6 2.8 L ENG.</b>                     |      |
|                           |                                   | Pump Seal Kit.....   | 7918   | Pump Complete Rebuilding Kit.....   | 7910 |
|                           |                                   | Pump Drive Shaft Seal Kit.....                             | 8709   | Pump Seal Kit.....  | 7918 |
|                           |                                   | Stg. Gear Complete Rebuilding Kit.....                     | 8522   | Pump Drive Shaft Seal Kit.....  | 8709 |
| MEDIUM/HEAVY TRUCKS       |                                   | Stg. Gear Major Seal Kit.....                              | 8521   | Stg. Gear Complete Rebuilding Kit.....  | 8522 |
|                           |                                   | Stg. Gear Input Shaft Seal Kit.....                        | 8525   | Stg. Gear Major Seal Kit.....   | 8521 |
|                           |                                   | Stg. Gear Complete Pitman Shaft Seal Kit.....              | 8766   | Stg. Gear Input Shaft Seal Kit.....   | 8525 |
|                           |                                   | Stg. Gear Lower Pitman Shaft Seal Kit.....                 | 7856   | Stg. Gear Complete Pitman Shaft Seal Kit.....                                   | 8766 |
|                           |                                   | <b>V-8 5.7 L ENG.; V-8 6.2 L DIESEL ENG.</b>               |  | Stg. Gear Lower Pitman Shaft Seal Kit.....                                      | 7856 |
|                           |                                   | Pump Complete Rebuilding Kit.....                          | 7910   | <b>V-8 5.0 L ENG.; V-8 5.7 L ENG.; V-8 6.2 L DIESEL ENG.</b>                    |      |
|                           |                                   | Pump Seal Kit.....   | 7918   | Pump Complete Rebuilding Kit.....   | 7910 |
|                           |                                   | Pump Drive Shaft Seal Kit.....                             | 8709   | Pump Seal Kit.....  | 7918 |
|                           |                                   | Stg. Gear Complete Rebuilding Kit.....                     | 8524   | Pump Drive Shaft Seal Kit.....  | 8709 |
|                           |                                   | Stg. Gear Major Seal Kit.....                              | 8523   | Stg. Gear Complete Rebuilding Kit.....  | 8524 |
| HOSE NUMERICAL            |                                   | Stg. Gear Input Shaft Seal Kit.....                        | 8525   | Stg. Gear Major Seal Kit.....   | 8523 |
|                           |                                   | Stg. Gear Complete Pitman Shaft Seal Kit.....              | 8766   | Stg. Gear Input Shaft Seal Kit.....   | 8525 |
|                           |                                   | Stg. Gear Lower Pitman Shaft Seal Kit.....                 | 7856   | Stg. Gear Complete Pitman Shaft Seal Kit.....                                   | 8766 |
|                           |                                   | <b>1988</b>  |  | Stg. Gear Lower Pitman Shaft Seal Kit.....                                      | 7856 |
|                           |                                   | <b>4-CYL. 2.5 L ENG.</b>                                   |  | <b>1982</b>   |      |
|                           |                                   | Pump Complete Rebuilding Kit.....                          | 8561   | <b>6-CYL. 4.1 L ENG.; V-8 5.0 L ENG.; V-8 5.7 L ENG.; V-8 6.2 L DIESEL ENG.</b> |      |
|                           |                                   | Pump Seal Kit.....   | 8554   | Pump Complete Rebuilding Kit.....   | 7910 |
|                           |                                   | Pump Drive Shaft Seal Kit.....                             | 8712   | Pump Seal Kit.....  | 7918 |
|                           |                                   | Stg. Gear Complete Rebuilding Kit.....                     | 8522   | Pump Drive Shaft Seal Kit.....  | 8709 |
|                           |                                   | Stg. Gear Major Seal Kit.....                              | 8521   | Stg. Gear Complete Rebuilding Kit.....  | 8524 |
| REPAIR KITS               |                                   | Stg. Gear Input Shaft Seal Kit.....                        | 8525   | Stg. Gear Major Seal Kit.....   | 8523 |
|                           |                                   | Stg. Gear Complete Pitman Shaft Seal Kit.....              | 8766   | Stg. Gear Input Shaft Seal Kit.....   | 8525 |
|                           |                                   | Stg. Gear Lower Pitman Shaft Seal Kit.....                 | 7856   | Stg. Gear Complete Pitman Shaft Seal Kit.....                                   | 8766 |
|                           |                                   | <b>V-6 2.8 L ENG.; V-6 4.3 L ENG.</b>                      |  | Stg. Gear Lower Pitman Shaft Seal Kit.....                                      | 7856 |
|                           |                                   | Pump Complete Rebuilding Kit.....                          | 7910   | <b>1981</b>   |      |
|                           |                                   | Pump Seal Kit.....   | 7918   | <b>6-CYL. 4.1 L ENG.; V-8 5.0 L ENG.; V-8 5.7 L ENG.</b>                        |      |
|                           |                                   | Pump Drive Shaft Seal Kit.....                             | 8709   | Pump Complete Rebuilding Kit.....   | 7910 |
|                           |                                   | Stg. Gear Complete Rebuilding Kit.....                     | 8522   | Pump Seal Kit.....  | 7918 |
|                           |                                   | Stg. Gear Major Seal Kit.....                              | 8521   | Pump Drive Shaft Seal Kit.....  | 8709 |
|                           |                                   | Stg. Gear Input Shaft Seal Kit.....                        | 8525   | Stg. Gear Complete Rebuilding Kit.....  | 8524 |
| KIT NUMERICAL             |                                   | Stg. Gear Complete Pitman Shaft Seal Kit.....              | 8766   | Stg. Gear Major Seal Kit.....   | 8523 |
|                           |                                   | Stg. Gear Lower Pitman Shaft Seal Kit.....                 | 7856   | Stg. Gear Input Shaft Seal Kit.....   | 8525 |
|                           |                                   | <b>V-8 5.7 L ENG.; V-8 6.2 L DIESEL ENG.</b>               |  | Stg. Gear Complete Pitman Shaft Seal Kit.....                                   | 8766 |
|                           |                                   | Pump Complete Rebuilding Kit.....                          | 7910   | Stg. Gear Lower Pitman Shaft Seal Kit.....                                      | 7856 |
|                           |                                   | Pump Seal Kit.....   | 7918   | <b>1981</b>   |      |
|                           |                                   | Pump Drive Shaft Seal Kit.....                             | 8709   | <b>6-CYL. 4.1 L ENG.; V-8 5.0 L ENG.; V-8 5.7 L ENG.</b>                        |      |
|                           |                                   | Stg. Gear Complete Rebuilding Kit.....                     | 8522   | Pump Complete Rebuilding Kit.....   | 7910 |
|                           |                                   | Stg. Gear Major Seal Kit.....                              | 8521   | Pump Seal Kit.....  | 7918 |
|                           |                                   | Stg. Gear Input Shaft Seal Kit.....                        | 8525   | Pump Drive Shaft Seal Kit.....  | 8709 |
|                           |                                   | Stg. Gear Complete Pitman Shaft Seal Kit.....              | 8766   | Stg. Gear Complete Rebuilding Kit.....  | 8524 |
| ILLUSTRATIONS             |                                   | Stg. Gear Lower Pitman Shaft Seal Kit.....                 | 7856   | Stg. Gear Major Seal Kit.....   | 8523 |
|                           |                                   | <b>V-8 5.7 L ENG.; V-8 6.2 L DIESEL ENG.</b>               |  | Stg. Gear Input Shaft Seal Kit.....   | 8525 |
|                           |                                   | Pump Complete Rebuilding Kit.....                          | 7910   | Stg. Gear Complete Pitman Shaft Seal Kit.....                                   | 8766 |
|                           |                                   | Pump Seal Kit.....   | 7918   | Stg. Gear Lower Pitman Shaft Seal Kit.....                                      | 7856 |
|                           |                                   | Pump Drive Shaft Seal Kit.....                             | 8709   |   |      |
|                           |                                   | Stg. Gear Complete Rebuilding Kit.....                     | 8524   |   |      |
|                           |                                   | Stg. Gear Major Seal Kit.....                              | 8523   |   |      |
|                           |                                   | Stg. Gear Input Shaft Seal Kit.....                        | 8525   |   |      |
|                           |                                   | Stg. Gear Complete Pitman Shaft Seal Kit.....              | 8766   |   |      |
|                           |                                   | Stg. Gear Lower Pitman Shaft Seal Kit.....                 | 8523   |   |      |

☆ See Pages A14 - A15 For Pump or Gear Identification.

⊗ Packaged one bushing per box, order as required.



# Power Steering Repair Kits for Passenger Cars and Light Trucks

| Application  | Kit No. | Application   | Kit No. |
|--|---------|---|---------|
| <b>CHEVROLET - Continued</b>   |         | <b>CHEVROLET - Continued</b>  |         |
| <b>BLAZER - Continued</b>  |         | <b>BLAZER - Continued</b>   |         |
| <b>1980</b>  |         | <b>1970-1969 - Continued</b>  |         |
| <b>6-CYL. 4.1 L ENG.; V-8 5.0 L ENG.; V-8 5.7 L ENG.</b>                   |         | <b>6-CYL. 250 ENG.; V-8 307 ENG.; V-8 350 ENG. - Continued</b>  |         |
| Pump Complete Rebuilding Kit.....  | 7910    | Pump Seal Kit; W/Two-Raised Mounting Pads.....  | 7918    |
| Pump Seal Kit.....   | 7918    | Pump Drive Shaft Seal Kit; W/One-Raised Mounting Pads.....  | 8711    |
| Pump Drive Shaft Seal Kit.....   | 8709    | Pump Drive Shaft Seal Kit; W/Two-Raised Mounting Pads.....  | 8709    |
| Stg. Gear Complete Rebuilding Kit; 1st Design; W/Casting No. 7802644L..... | 7857    | Stg. Gear Complete Rebuilding Kit.....  | 7857    |
| Stg. Gear Complete Rebuilding Kit; 2nd Design; W/Casting No. 7802644.....  | 8524    | Stg. Gear Major Seal Kit.....   | 7859    |
| Stg. Gear Major Seal Kit; 1st Design; W/Casting No. 7802644L.....          | 7859    | Stg. Gear Input Shaft Seal Kit.....   | 7095    |
| Stg. Gear Major Seal Kit; 2nd Design; W/Casting No. 7802644.....           | 8523    | Stg. Gear Complete Pitman Shaft Seal Kit.....   | 8766    |
| Stg. Gear Input Shaft Seal Kit; 1st Design; W/Casting No. 7802644L.....    | 7095    | Stg. Gear Lower Pitman Shaft Seal Kit.....  | 7856    |
| Stg. Gear Input Shaft Seal Kit; 2nd Design; W/Casting No. 7802644.....     | 8525    |   |         |
| Stg. Gear Complete Pitman Shaft Seal Kit.....                              | 8766    |   |         |
| Stg. Gear Lower Pitman Shaft Seal Kit.....                                 | 7856    |   |         |
| <b>1979</b>  |         | <b>C &amp; K SERIES PICKUP</b>  |         |
| <b>6-CYL. 250 ENG.; V-8 305 ENG.; V-8 350 ENG.; V-8 400 ENG.</b>           |         | <b>1995-1994</b>  |         |
| Pump Complete Rebuilding Kit.....  | 7910    | <b>V-6 4.3 L ENG.; V-8 5.0 L ENG.; V-8 5.7 L ENG.; V-8 6.5 L DIESEL ENG.; V-8 7.4 L ENG.</b>                        |         |
| Pump Seal Kit.....   | 7918    | Pump Complete Rebuilding Kit.....   | 7910    |
| Pump Drive Shaft Seal Kit.....   | 8709    | Pump Seal Kit.....  | 7918    |
| Stg. Gear Complete Rebuilding Kit; 1st Design; W/Casting No. 7802644L..... | 7857    | Pump Drive Shaft Seal Kit.....  | 8709    |
| Stg. Gear Complete Rebuilding Kit; 2nd Design; W/Casting No. 7802644.....  | 8524    | Stg. Gear Complete Rebuilding Kit; 8600 G.V.W. & Over.....  | 8781    |
| Stg. Gear Major Seal Kit; 1st Design; W/Casting No. 7802644L.....          | 7859    | Stg. Gear Complete Rebuilding Kit; Under 8600 G.V.W.....  | 8780    |
| Stg. Gear Major Seal Kit; 2nd Design; W/Casting No. 7802644.....           | 8523    | Stg. Gear Major Seal Kit; 8600 G.V.W. & Over.....   | 8716    |
| Stg. Gear Input Shaft Seal Kit; 1st Design; W/Casting No. 7802644L.....    | 7095    | Stg. Gear Major Seal Kit; Under 8600 G.V.W.....   | 8625    |
| Stg. Gear Input Shaft Seal Kit; 2nd Design; W/Casting No. 7802644.....     | 8525    | Stg. Gear Input Shaft Seal Kit.....   | 8525    |
| Stg. Gear Complete Pitman Shaft Seal Kit.....                              | 8766    | Stg. Gear Complete Pitman Shaft Seal Kit.....   | 8763    |
| Stg. Gear Lower Pitman Shaft Seal Kit.....                                 | 7856    | Stg. Gear Lower Pitman Shaft Seal Kit.....  | 8717    |
| <b>1978-1977</b>   |         | <b>1993-1992</b>  |         |
| <b>6-CYL. 250 ENG.; V-8 305 ENG.; V-8 350 ENG.; V-8 400 ENG.</b>           |         | <b>V-6 4.3 L ENG.; V-8 5.0 L ENG.; V-8 5.7 L ENG.; V-8 6.2 L DIESEL ENG.; V-8 6.5 L DIESEL ENG.; V-8 7.4 L ENG.</b> |         |
| Pump Complete Rebuilding Kit.....  | 7910    | Pump Complete Rebuilding Kit.....   | 7910    |
| Pump Seal Kit.....   | 7918    | Pump Seal Kit.....  | 7918    |
| Pump Drive Shaft Seal Kit.....   | 8709    | Pump Drive Shaft Seal Kit.....  | 8709    |
| Stg. Gear Complete Rebuilding Kit.....                                     | 7857    | Stg. Gear Complete Rebuilding Kit; 8600 G.V.W. & Over.....  | 8781    |
| Stg. Gear Major Seal Kit.....  | 7859    | Stg. Gear Complete Rebuilding Kit; Under 8600 G.V.W.....  | 8780    |
| Stg. Gear Input Shaft Seal Kit.....  | 7095    | Stg. Gear Major Seal Kit; 8600 G.V.W. & Over.....   | 8716    |
| Stg. Gear Complete Pitman Shaft Seal Kit.....                              | 8766    | Stg. Gear Major Seal Kit; Under 8600 G.V.W.....   | 8625    |
| Stg. Gear Lower Pitman Shaft Seal Kit.....                                 | 7856    | Stg. Gear Input Shaft Seal Kit.....   | 8525    |
| <b>1976-1975</b>   |         | Stg. Gear Complete Pitman Shaft Seal Kit.....   | 8763    |
| <b>6-CYL. 250 ENG.; V-8 350 ENG.; V-8 400 ENG.</b>                         |         | Stg. Gear Lower Pitman Shaft Seal Kit.....  | 8717    |
| Pump Complete Rebuilding Kit.....  | 7910    | <b>1991-1988</b>  |         |
| Pump Seal Kit.....   | 7918    | <b>V-6 4.3 L ENG.; V-8 5.0 L ENG.; V-8 5.7 L ENG.; V-8 6.2 L DIESEL ENG.; V-8 7.4 L ENG.</b>                        |         |
| Pump Drive Shaft Seal Kit.....   | 8709    | Pump Complete Rebuilding Kit.....   | 7910    |
| Stg. Gear Complete Rebuilding Kit.....                                     | 7857    | Pump Seal Kit.....  | 7918    |
| Stg. Gear Major Seal Kit.....  | 7859    | Pump Drive Shaft Seal Kit.....  | 8709    |
| Stg. Gear Input Shaft Seal Kit.....  | 7095    | Stg. Gear Complete Rebuilding Kit; 8600 G.V.W. & Over.....  | 8781    |
| Stg. Gear Complete Pitman Shaft Seal Kit.....                              | 8766    | Stg. Gear Complete Rebuilding Kit; Under 8600 G.V.W.....  | 8780    |
| Stg. Gear Lower Pitman Shaft Seal Kit.....                                 | 7856    | Stg. Gear Major Seal Kit; 8600 G.V.W. & Over.....   | 8716    |
| <b>1974</b>  |         | Stg. Gear Major Seal Kit; Under 8600 G.V.W.....   | 8625    |
| <b>6-CYL. 250 ENG.; V-8 350 ENG.</b>                                       |         | Stg. Gear Input Shaft Seal Kit.....   | 8525    |
| Pump Complete Rebuilding Kit.....  | 7910    | Stg. Gear Complete Pitman Shaft Seal Kit.....   | 8763    |
| Pump Seal Kit.....   | 7918    | Stg. Gear Lower Pitman Shaft Seal Kit.....  | 8717    |
| Pump Drive Shaft Seal Kit.....   | 8709    | <b>1986-1985</b>  |         |
| Stg. Gear Complete Rebuilding Kit.....                                     | 7857    | <b>6-CYL. 4.8 L ENG.; V-6 4.3 L ENG.; V-8 5.0 L ENG.; V-8 5.7 L ENG.; V-8 6.2 L DIESEL ENG.; V-8 7.4 L ENG.</b>     |         |
| Stg. Gear Major Seal Kit.....  | 7859    | Pump Complete Rebuilding Kit.....   | 7910    |
| Stg. Gear Input Shaft Seal Kit.....  | 7095    | Pump Seal Kit.....  | 7918    |
| Stg. Gear Complete Pitman Shaft Seal Kit.....                              | 8766    | Pump Drive Shaft Seal Kit.....  | 8709    |
| Stg. Gear Lower Pitman Shaft Seal Kit.....                                 | 7856    | Stg. Gear Complete Rebuilding Kit.....  | 8524    |
| <b>1973-1971</b>   |         | Stg. Gear Major Seal Kit.....   | 8523    |
| <b>6-CYL. 250 ENG.; V-8 307 ENG.; V-8 350 ENG.</b>                         |         | Stg. Gear Input Shaft Seal Kit.....   | 8525    |
| Pump Complete Rebuilding Kit.....  | 7910    | Stg. Gear Complete Pitman Shaft Seal Kit.....   | 8766    |
| Pump Seal Kit.....   | 7918    | Stg. Gear Lower Pitman Shaft Seal Kit.....  | 7856    |
| Pump Drive Shaft Seal Kit.....   | 8709    | <b>1984-1982</b>  |         |
| Stg. Gear Complete Rebuilding Kit.....                                     | 7857    | <b>6-CYL. 4.1 L ENG.; 6-CYL. 4.8 L ENG.; V-8 5.0 L ENG.; V-8 5.7 L ENG.; V-8 6.2 L DIESEL ENG.; V-8 7.4 L ENG.</b>  |         |
| Stg. Gear Major Seal Kit.....  | 7859    | Pump Complete Rebuilding Kit.....   | 7910    |
| Stg. Gear Input Shaft Seal Kit.....  | 7095    | Pump Seal Kit.....  | 7918    |
| Stg. Gear Complete Pitman Shaft Seal Kit.....                              | 8766    | Pump Drive Shaft Seal Kit.....  | 8709    |
| Stg. Gear Lower Pitman Shaft Seal Kit.....                                 | 7856    | Stg. Gear Complete Rebuilding Kit.....  | 8524    |
| <b>1970-1969</b>   |         | Stg. Gear Major Seal Kit.....   | 8523    |
| <b>6-CYL. 250 ENG.; V-8 307 ENG.; V-8 350 ENG.</b>                         |         | Stg. Gear Input Shaft Seal Kit.....   | 8525    |
| Pump Complete Rebuilding Kit; W/Two-Raised Mounting Pads.....              | 7910    | Stg. Gear Complete Pitman Shaft Seal Kit.....   | 8766    |
| Pump Seal Kit; W/One-Raised Mounting Pads.....                             | 8755    | Stg. Gear Lower Pitman Shaft Seal Kit.....  | 7856    |

**SYSTEM PUMP & GEAR IDENT.**

**SYSTEM & COMPONENT IDENT.**

**PASS. CARS**

**LIGHT TRUCKS**

**MEDIUM/HEAVY TRUCKS**

**BUSES**

**HOSE NUMERICAL**

**REPAIR KITS**

**KIT NUMERICAL**

**ILLUSTRATIONS**

☆ See Pages A14 - A15 For Pump or Gear Identification.

⊗ Packaged one bushing per box, order as required.



# Power Steering Repair Kits for Passenger Cars and Light Trucks

|                                      | Application   | Kit No. | Application   | Kit No. |
|--------------------------------------|---|---------|---|---------|
| <b>SYSTEM PUMP &amp; GEAR IDENT.</b> | <b>CHEVROLET - Continued</b>  |         | <b>CHEVROLET - Continued</b>  |         |
|                                      | <b>C &amp; K SERIES PICKUP - Continued</b>  |         | <b>C &amp; K SERIES PICKUP - Continued</b>  |         |
|                                      | <b>1981</b>   |         | <b>1976-1975 - Continued</b>  |         |
|                                      | <b>6-CYL. 4.1 L ENG.; 6-CYL. 4.8 L ENG.; V-8 5.0 L ENG.; V-8 5.7 L ENG.; V-8 5.7 L DIESEL ENG.; V-8 6.6 L ENG. (CANADA); V-8 7.4 L ENG.</b> |         | <b>6-CYL. 250 ENG.; 6-CYL. 292 ENG.; V-8 350 ENG.; V-8 400 ENG.; V-8 454 ENG. - Continued</b>   |         |
| <b>SYSTEM &amp; COMPONENT IDENT.</b> | Pump Complete Rebuilding Kit.....   | 7910    | Stg. Gear Input Shaft Seal Kit.....   | 7095    |
|                                      | Pump Seal Kit.....  | 7918    | Stg. Gear Complete Pitman Shaft Seal Kit.....   | 8766    |
|                                      | Pump Drive Shaft Seal Kit.....  | 8709    | Stg. Gear Lower Pitman Shaft Seal Kit.....  | 7856    |
|                                      | Stg. Gear Complete Rebuilding Kit.....  | 8524    | <b>1974</b>   |         |
|                                      | Stg. Gear Major Seal Kit.....   | 8523    | <b>6-CYL. 250 ENG.; 6-CYL. 292 ENG.; V-8 350 ENG.; V-8 454 ENG.</b>                             |         |
|                                      | Stg. Gear Input Shaft Seal Kit.....   | 8525    | Pump Complete Rebuilding Kit.....   | 7910    |
|                                      | Stg. Gear Complete Pitman Shaft Seal Kit.....   | 8766    | Pump Seal Kit.....  | 7918    |
|                                      | Stg. Gear Lower Pitman Shaft Seal Kit.....  | 7856    | Pump Drive Shaft Seal Kit.....  | 8709    |
|                                      | <b>1980</b>   |         | Stg. Gear Complete Rebuilding Kit.....  | 7857    |
| <b>PASS. CARS</b>                    | <b>6-CYL. 4.1 L ENG.; 6-CYL. 4.8 L ENG.; V-8 5.0 L ENG.; V-8 5.7 L ENG.; V-8 5.7 L DIESEL ENG.; V-8 6.6 L ENG.; V-8 7.4 L ENG.</b>          |         | Stg. Gear Major Seal Kit.....   | 7859    |
|                                      | Pump Complete Rebuilding Kit.....   | 7910    | Stg. Gear Major Seal Kit.....   | 7859    |
|                                      | Pump Seal Kit.....  | 7918    | Stg. Gear Input Shaft Seal Kit.....   | 7095    |
|                                      | Pump Drive Shaft Seal Kit.....  | 8709    | Stg. Gear Complete Pitman Shaft Seal Kit.....   | 8766    |
|                                      | Stg. Gear Complete Rebuilding Kit; 1st Design; W/Casting No. 7802644L.....  | 7857    | Stg. Gear Lower Pitman Shaft Seal Kit.....  | 7856    |
|                                      | Stg. Gear Complete Rebuilding Kit; 2nd Design; W/Casting No. 7802644L.....  | 8524    | <b>1973</b>   |         |
| <b>LIGHT TRUCKS</b>                  | Stg. Gear Major Seal Kit; 1st Design; W/Casting No. 7802644L.....   | 7859    | <b>6-CYL. 250 ENG.; 6-CYL. 292 ENG.; V-8 307 ENG.; V-8 350 ENG.; V-8 454 ENG.</b>               |         |
|                                      | Stg. Gear Major Seal Kit; 2nd Design; W/Casting No. 7802644L.....   | 8523    | Pump Complete Rebuilding Kit.....   | 7910    |
|                                      | Stg. Gear Input Shaft Seal Kit; 1st Design; W/Casting No. 7802644L.....   | 7095    | Pump Seal Kit.....  | 7918    |
|                                      | Stg. Gear Input Shaft Seal Kit; 2nd Design; W/Casting No. 7802644L.....   | 8525    | Pump Drive Shaft Seal Kit.....  | 8709    |
|                                      | Stg. Gear Complete Pitman Shaft Seal Kit.....   | 8766    | Stg. Gear Complete Rebuilding Kit.....  | 7857    |
|                                      | Stg. Gear Lower Pitman Shaft Seal Kit.....  | 7856    | Stg. Gear Major Seal Kit.....   | 7859    |
|                                      | <b>1979</b>   |         | Stg. Gear Input Shaft Seal Kit.....   | 7095    |
| <b>MEDIUM/HEAVY TRUCKS</b>           | <b>6-CYL. 250 ENG.; 6-CYL. 292 ENG.; V-8 305 ENG.; V-8 350 ENG.; V-8 350 DIESEL ENG.; V-8 400 ENG.; V-8 454 ENG.</b>                        |         | Stg. Gear Complete Pitman Shaft Seal Kit.....   | 8766    |
|                                      | Pump Complete Rebuilding Kit.....   | 7910    | Stg. Gear Lower Pitman Shaft Seal Kit.....  | 7856    |
|                                      | Pump Seal Kit.....  | 7918    | <b>1972-1971</b>  |         |
|                                      | Pump Drive Shaft Seal Kit.....  | 8709    | <b>6-CYL. 250 ENG.; 6-CYL. 292 ENG.; V-8 307 ENG.; V-8 350 ENG.; V-8 402 ENG.</b>               |         |
|                                      | Stg. Gear Complete Rebuilding Kit; 1st Design; W/Casting No. 7802644L.....  | 7857    | Pump Complete Rebuilding Kit.....   | 7910    |
|                                      | Stg. Gear Complete Rebuilding Kit; 2nd Design; W/Casting No. 7802644L.....  | 8524    | Pump Seal Kit.....  | 7918    |
|                                      | Stg. Gear Major Seal Kit; 1st Design; W/Casting No. 7802644L.....   | 7859    | Pump Drive Shaft Seal Kit.....  | 8709    |
|                                      | Stg. Gear Major Seal Kit; 2nd Design; W/Casting No. 7802644L.....   | 8523    | Stg. Gear Complete Rebuilding Kit.....  | 7857    |
|                                      | Stg. Gear Input Shaft Seal Kit; 1st Design; W/Casting No. 7802644L.....   | 7095    | Stg. Gear Major Seal Kit.....   | 7859    |
|                                      | Stg. Gear Input Shaft Seal Kit; 2nd Design; W/Casting No. 7802644L.....   | 8525    | Stg. Gear Input Shaft Seal Kit.....   | 7095    |
|                                      | Stg. Gear Complete Pitman Shaft Seal Kit.....   | 8766    | Stg. Gear Complete Pitman Shaft Seal Kit.....   | 8766    |
|                                      | Stg. Gear Lower Pitman Shaft Seal Kit.....  | 7856    | Stg. Gear Lower Pitman Shaft Seal Kit.....  | 7856    |
|                                      | <b>1977</b>   |         | <b>1970</b>   |         |
| <b>BUSES</b>                         | <b>6-CYL. 250 ENG.; 6-CYL. 292 ENG.; V-8 305 ENG.; V-8 350 ENG.; V-8 350 DIESEL ENG.; V-8 400 ENG.; V-8 454 ENG.</b>                        |         | <b>6-CYL. 250 ENG.; 6-CYL. 292 ENG.; V-8 307 ENG.; V-8 350 ENG.; V-8 396 ENG.; V-8 400 ENG.</b> |         |
|                                      | Pump Complete Rebuilding Kit.....   | 7910    | Pump Complete Rebuilding Kit; W/Two-Raised Mounting Pads.....                                   | 7910    |
|                                      | Pump Seal Kit.....  | 7918    | Pump Seal Kit; W/One-Raised Mounting Pads.....  | 8755    |
|                                      | Pump Drive Shaft Seal Kit.....  | 8709    | Pump Seal Kit; W/Two-Raised Mounting Pads.....  | 7918    |
|                                      | Stg. Gear Complete Rebuilding Kit.....  | 7857    | Pump Drive Shaft Seal Kit; W/One-Raised Mounting Pads.....                                      | 8711    |
|                                      | Stg. Gear Major Seal Kit.....   | 7859    | Pump Drive Shaft Seal Kit; W/Two-Raised Mounting Pads.....                                      | 8709    |
|                                      | Stg. Gear Input Shaft Seal Kit.....   | 7095    | Stg. Gear Complete Rebuilding Kit.....  | 7857    |
|                                      | Stg. Gear Complete Pitman Shaft Seal Kit.....   | 8766    | Stg. Gear Major Seal Kit.....   | 7859    |
|                                      | Stg. Gear Lower Pitman Shaft Seal Kit.....  | 7856    | Stg. Gear Input Shaft Seal Kit.....   | 7095    |
|                                      | <b>1978</b>   |         | Stg. Gear Complete Pitman Shaft Seal Kit.....   | 8766    |
| <b>HOSE NUMERICAL</b>                | <b>6-CYL. 250 ENG.; 6-CYL. 292 ENG.; V-8 305 ENG.; V-8 350 ENG.; V-8 350 DIESEL ENG.; V-8 400 ENG.; V-8 454 ENG.</b>                        |         | Stg. Gear Lower Pitman Shaft Seal Kit.....  | 7856    |
|                                      | Pump Complete Rebuilding Kit.....   | 7910    | <b>1969</b>   |         |
|                                      | Pump Seal Kit.....  | 7918    | <b>6-CYL. 250 ENG.; 6-CYL. 292 ENG.; V-8 307 ENG.; V-8 350 ENG.; V-8 396 ENG.</b>               |         |
|                                      | Pump Drive Shaft Seal Kit.....  | 8709    | Pump Complete Rebuilding Kit; W/Two-Raised Mounting Pads.....                                   | 7910    |
|                                      | Stg. Gear Complete Rebuilding Kit.....  | 7857    | Pump Seal Kit; W/One-Raised Mounting Pads.....  | 8755    |
|                                      | Stg. Gear Major Seal Kit.....   | 7859    | Pump Seal Kit; W/Two-Raised Mounting Pads.....  | 7918    |
|                                      | Stg. Gear Input Shaft Seal Kit.....   | 7095    | Pump Drive Shaft Seal Kit; W/One-Raised Mounting Pads.....                                      | 8711    |
|                                      | Stg. Gear Complete Pitman Shaft Seal Kit.....   | 8766    | Pump Drive Shaft Seal Kit; W/Two-Raised Mounting Pads.....                                      | 8709    |
|                                      | Stg. Gear Lower Pitman Shaft Seal Kit.....  | 7856    | Stg. Gear Complete Rebuilding Kit.....  | 7857    |
|                                      | <b>1976-1975</b>  |         | Stg. Gear Major Seal Kit.....   | 7859    |
| <b>REPAIR KITS</b>                   | <b>6-CYL. 250 ENG.; 6-CYL. 292 ENG.; V-8 305 ENG.; V-8 350 ENG.; V-8 400 ENG.; V-8 454 ENG.</b>   |         | Stg. Gear Input Shaft Seal Kit.....   | 7095    |
|                                      | Pump Complete Rebuilding Kit.....   | 7910    | Stg. Gear Complete Pitman Shaft Seal Kit.....   | 8766    |
|                                      | Pump Seal Kit.....  | 7918    | Stg. Gear Lower Pitman Shaft Seal Kit.....  | 7856    |
|                                      | Pump Drive Shaft Seal Kit.....  | 8709    | <b>1968</b>   |         |
|                                      | Stg. Gear Complete Rebuilding Kit.....  | 7857    | <b>6-CYL. 250 ENG.; 6-CYL. 292 ENG.; V-8 307 ENG.; V-8 327 ENG.; V-8 396 ENG.</b>               |         |
|                                      | Stg. Gear Major Seal Kit.....   | 7859    | Pump Complete Rebuilding Kit; W/Two-Raised Mounting Pads.....                                   | 7910    |
|                                      | Stg. Gear Input Shaft Seal Kit.....   | 7095    | Pump Seal Kit; W/One-Raised Mounting Pads.....  | 8755    |
|                                      | Stg. Gear Complete Pitman Shaft Seal Kit.....   | 8766    | Pump Seal Kit; W/Two-Raised Mounting Pads.....  | 7918    |
|                                      | Stg. Gear Lower Pitman Shaft Seal Kit.....  | 7856    | Pump Drive Shaft Seal Kit; W/One-Raised Mounting Pads.....                                      | 8711    |
|                                      | <b>1976-1975</b>  |         | Pump Drive Shaft Seal Kit; W/Two-Raised Mounting Pads.....                                      | 8709    |
| <b>ILLUSTRATIONS</b>                 | <b>6-CYL. 250 ENG.; 6-CYL. 292 ENG.; V-8 305 ENG.; V-8 400 ENG.; V-8 454 ENG.</b>   |         | Stg. Gear Complete Rebuilding Kit.....  | 7857    |
|                                      | Pump Complete Rebuilding Kit.....   | 7910    | Stg. Gear Major Seal Kit.....   | 7859    |
|                                      | Pump Seal Kit.....  | 7918    | Stg. Gear Input Shaft Seal Kit.....   | 7095    |
|                                      | Pump Drive Shaft Seal Kit.....  | 8709    | Stg. Gear Complete Pitman Shaft Seal Kit.....   | 8766    |
|                                      | Stg. Gear Complete Rebuilding Kit.....  | 7857    | Stg. Gear Lower Pitman Shaft Seal Kit.....  | 7856    |
|                                      | Stg. Gear Major Seal Kit.....   | 7859    | <b>1968</b>   |         |
|                                      | Stg. Gear Input Shaft Seal Kit.....   | 7095    | <b>6-CYL. 250 ENG.; 6-CYL. 292 ENG.; V-8 307 ENG.; V-8 327 ENG.; V-8 396 ENG.</b>               |         |
|                                      | Stg. Gear Complete Pitman Shaft Seal Kit.....   | 8766    | Pump Complete Rebuilding Kit; W/Two-Raised Mounting Pads.....                                   | 7910    |
|                                      | Stg. Gear Lower Pitman Shaft Seal Kit.....  | 7856    | Pump Seal Kit; W/One-Raised Mounting Pads.....  | 8755    |
|                                      | <b>1976-1975</b>  |         | Pump Seal Kit; W/Two-Raised Mounting Pads.....  | 7918    |
|                                      | <b>6-CYL. 250 ENG.; 6-CYL. 292 ENG.; V-8 305 ENG.; V-8 400 ENG.; V-8 454 ENG.</b>   |         | Pump Drive Shaft Seal Kit; W/One-Raised Mounting Pads.....                                      | 8711    |
|                                      | Pump Complete Rebuilding Kit.....   | 7910    | Pump Drive Shaft Seal Kit; W/Two-Raised Mounting Pads.....                                      | 8709    |
|                                      | Pump Seal Kit.....  | 7918    | Stg. Gear Complete Rebuilding Kit.....  | 7857    |
|                                      | Pump Drive Shaft Seal Kit.....  | 8709    | Stg. Gear Major Seal Kit.....   | 7859    |
|                                      | Stg. Gear Complete Rebuilding Kit.....  | 7857    | Stg. Gear Input Shaft Seal Kit.....   | 7095    |
|                                      | Stg. Gear Major Seal Kit.....   | 7859    | Stg. Gear Complete Pitman Shaft Seal Kit.....   | 8766    |
|                                      | Stg. Gear Input Shaft Seal Kit.....   | 7095    | Stg. Gear Lower Pitman Shaft Seal Kit.....  | 7856    |
|                                      | Stg. Gear Complete Pitman Shaft Seal Kit.....   | 8766    | <b>1968</b>   |         |
|                                      | Stg. Gear Lower Pitman Shaft Seal Kit.....  | 7856    | <b>6-CYL. 250 ENG.; 6-CYL. 292 ENG.; V-8 307 ENG.; V-8 327 ENG.; V-8 396 ENG.</b>               |         |

☆ See Pages A14 - A15 For Pump or Gear Identification.

⊗ Packaged one bushing per box, order as required.



# Power Steering Repair Kits for Passenger Cars and Light Trucks

|                                      | Application  | Kit No.  | Application                                       | Kit No.  |      |
|--------------------------------------|--|--|---|--|------|
| <b>SYSTEM PUMP &amp; GEAR IDENT.</b> | <b>CHEVROLET - Continued</b>                       |  | <b>CHEVROLET - Continued</b>                      |  |      |
|                                      | <b>CAMARO - Continued</b>                          |  | <b>CAMARO - Continued</b>                         |  |      |
|                                      | <b>1986-1984 - Continued</b>                       |  | <b>1982 - Continued</b>                           |  |      |
|                                      | <b>4-CYL. 2.5 L ENG. - Continued</b>               |  | <b>V-6 2.8 L ENG.; V-8 5.0 L ENG. - Continued</b> |  |      |
|                                      |  | Stg. Gear Complete Rebuilding Kit.....                                 | 8522  | Stg. Gear Lower Pitman Shaft Seal Kit; W/Ring Retained Housing ...     | 8530 |
|                                      |  | Stg. Gear Major Seal Kit.....  | 8521  |  |      |
|                                      |  | Stg. Gear Input Shaft Seal Kit.....                                    | 8525  |  |      |
|                                      |  | Stg. Gear Complete Pitman Shaft Seal Kit.....                          | 8766  |  |      |
|                                      |  | Stg. Gear Lower Pitman Shaft Seal Kit.....                             | 7856  |  |      |
|                                      |  | <b>V-6 2.8 L ENG.; V-8 5.0 L ENG.</b>                                  |   | <b>1981-1980</b>   |      |
| <b>SYSTEM &amp; COMPONENT IDENT.</b> |  | Pump Complete Rebuilding Kit.....                                      | 7910  | <b>V-6 3.8 L ENG.; V-8 4.4 L ENG.; V-8 5.0 L ENG.; V-8 5.7 L ENG.</b>  |      |
|                                      |  | Pump Seal Kit.....   | 7918  |  |      |
|                                      |  | Pump Drive Shaft Seal Kit.....   | 8709  | Pump Complete Rebuilding Kit.....                                      | 7910 |
|                                      |  | Stg. Gear Complete Rebuilding Kit.....                                 | 8522  | Pump Seal Kit.....   | 7918 |
|                                      |  | Stg. Gear Complete Rebuilding Kit; W/Ring Retained Housing.....        | 8529  | Pump Drive Shaft Seal Kit.....   | 8709 |
|                                      |  | Stg. Gear Major Seal Kit; W/4-Bolt Gear Housing.....                   | 8521  | Stg. Gear Complete Rebuilding Kit; W/4-Bolt Gear Housing.....          | 8522 |
|                                      |  | Stg. Gear Major Seal Kit; W/Ring Retained Housing.....                 | 8528  | Stg. Gear Complete Rebuilding Kit; W/Ring Retained Housing.....        | 8529 |
|                                      |  | Stg. Gear Input Shaft Seal Kit; W/4-Bolt Gear Housing.....             | 8525  | Stg. Gear Major Seal Kit; W/4-Bolt Gear Housing.....                   | 8521 |
|                                      |  | Stg. Gear Input Shaft Seal Kit; W/Ring Retained Housing.....           | 7095  | Stg. Gear Major Seal Kit; W/Ring Retained Housing.....                 | 8528 |
|                                      |  | Stg. Gear Complete Pitman Shaft Seal Kit.....                          | 8766  | Stg. Gear Input Shaft Seal Kit; W/4-Bolt Gear Housing.....             | 8525 |
| <b>PASS. CARS</b>                    |  | Stg. Gear Lower Pitman Shaft Seal Kit.....                             | 7856  | Stg. Gear Input Shaft Seal Kit; W/Ring Retained Housing.....           | 7095 |
|                                      |  |  |   | Stg. Gear Complete Pitman Shaft Seal Kit; W/4-Bolt Gear Housing...     | 8766 |
|                                      |  |  |   | Stg. Gear Complete Pitman Shaft Seal Kit; W/Ring Retained Housing..... | 8767 |
|                                      |  | <b>1983</b>  |   | Stg. Gear Lower Pitman Shaft Seal Kit; W/4-Bolt Gear Housing.....      | 7856 |
|                                      |  | <b>4-CYL. 2.5 L ENG.</b>   |   | Stg. Gear Lower Pitman Shaft Seal Kit; W/Ring Retained Housing ...     | 8530 |
|                                      |  | Pump Complete Rebuilding Kit.....                                      | 8561  |  |      |
|                                      |  | Pump Seal Kit.....   | 8554  |  |      |
|                                      |  | Pump Drive Shaft Seal Kit.....   | 8712  |  |      |
|                                      |  | Stg. Gear Complete Rebuilding Kit; W/4-Bolt Gear Housing.....          | 8522  |  |      |
|                                      |  | Stg. Gear Complete Rebuilding Kit; W/Ring Retained Housing.....        | 8529  |  |      |
| <b>LIGHT TRUCKS</b>                  |  | Stg. Gear Major Seal Kit; W/4-Bolt Gear Housing.....                   | 8521  |  |      |
|                                      |  | Stg. Gear Major Seal Kit; W/Ring Retained Housing.....                 | 8528  |  |      |
|                                      |  | Stg. Gear Input Shaft Seal Kit; W/4-Bolt Gear Housing.....             | 8525  |  |      |
|                                      |  | Stg. Gear Input Shaft Seal Kit; W/Ring Retained Housing.....           | 7095  |  |      |
|                                      |  | Stg. Gear Complete Pitman Shaft Seal Kit; W/4-Bolt Gear Housing...     | 8766  |  |      |
|                                      |  | Stg. Gear Complete Pitman Shaft Seal Kit; W/Ring Retained Housing..... | 8767  |  |      |
|                                      |  | Stg. Gear Lower Pitman Shaft Seal Kit; W/4-Bolt Gear Housing.....      | 7856  |  |      |
|                                      |  | Stg. Gear Lower Pitman Shaft Seal Kit; W/Ring Retained Housing ...     | 8530  |  |      |
|                                      |  | <b>V-6 2.8 L ENG.; V-8 5.0 L ENG.</b>                                  |   |  |      |
|                                      |  | Pump Complete Rebuilding Kit.....                                      | 7910  |  |      |
| <b>MEDIUM/HEAVY TRUCKS</b>           |  | Pump Seal Kit.....   | 7918  |  |      |
|                                      |  | Pump Drive Shaft Seal Kit.....   | 8709  |  |      |
|                                      |  | Stg. Gear Complete Rebuilding Kit; W/4-Bolt Gear Housing.....          | 8522  |  |      |
|                                      |  | Stg. Gear Complete Rebuilding Kit; W/Ring Retained Housing.....        | 8529  |  |      |
|                                      |  | Stg. Gear Major Seal Kit; W/4-Bolt Gear Housing.....                   | 8521  |  |      |
|                                      |  | Stg. Gear Major Seal Kit; W/Ring Retained Housing.....                 | 8528  |  |      |
|                                      |  | Stg. Gear Input Shaft Seal Kit; W/4-Bolt Gear Housing.....             | 8525  |  |      |
|                                      |  | Stg. Gear Input Shaft Seal Kit; W/Ring Retained Housing.....           | 7095  |  |      |
|                                      |  | Stg. Gear Complete Pitman Shaft Seal Kit; W/4-Bolt Gear Housing...     | 8766  |  |      |
|                                      |  | Stg. Gear Complete Pitman Shaft Seal Kit; W/Ring Retained Housing..... | 8767  |  |      |
| <b>BUSES</b>                         |  | Stg. Gear Lower Pitman Shaft Seal Kit; W/4-Bolt Gear Housing.....      | 7856  |  |      |
|                                      |  | Stg. Gear Lower Pitman Shaft Seal Kit; W/Ring Retained Housing ...     | 8530  |  |      |
|                                      |  | <b>1982</b>  |   |  |      |
|                                      |  | <b>4-CYL. 2.5 L ENG.</b>   |   |  |      |
|                                      |  | Pump Complete Rebuilding Kit.....                                      | 8630  |  |      |
|                                      |  | Pump Seal Kit.....   | 8631  |  |      |
|                                      |  | Pump Drive Shaft Seal Kit.....   | 8709  |  |      |
|                                      |  | Stg. Gear Complete Rebuilding Kit; W/4-Bolt Gear Housing.....          | 8522  |  |      |
|                                      |  | Stg. Gear Complete Rebuilding Kit; W/Ring Retained Housing.....        | 8529  |  |      |
|                                      |  | Stg. Gear Major Seal Kit; W/4-Bolt Gear Housing.....                   | 8521  |  |      |
| <b>HOSE NUMERICAL</b>                |  | Stg. Gear Major Seal Kit; W/Ring Retained Housing.....                 | 8528  |  |      |
|                                      |  | Stg. Gear Input Shaft Seal Kit; W/4-Bolt Gear Housing.....             | 8525  |  |      |
|                                      |  | Stg. Gear Input Shaft Seal Kit; W/Ring Retained Housing.....           | 7095  |  |      |
|                                      |  | Stg. Gear Complete Pitman Shaft Seal Kit; W/4-Bolt Gear Housing...     | 8766  |  |      |
|                                      |  | Stg. Gear Complete Pitman Shaft Seal Kit; W/Ring Retained Housing..... | 8767  |  |      |
|                                      |  | Stg. Gear Lower Pitman Shaft Seal Kit; W/4-Bolt Gear Housing.....      | 7856  |  |      |
|                                      |  | Stg. Gear Lower Pitman Shaft Seal Kit; W/Ring Retained Housing ...     | 8530  |  |      |
|                                      |  | <b>1982</b>  |   |  |      |
|                                      |  | <b>4-CYL. 2.5 L ENG.</b>   |   |  |      |
|                                      |  | Pump Complete Rebuilding Kit.....                                      | 8630  |  |      |
| <b>REPAIR KITS</b>                   |  | Pump Seal Kit.....   | 8631  |  |      |
|                                      |  | Pump Drive Shaft Seal Kit.....   | 8709  |  |      |
|                                      |  | Stg. Gear Complete Rebuilding Kit; W/4-Bolt Gear Housing.....          | 8522  |  |      |
|                                      |  | Stg. Gear Complete Rebuilding Kit; W/Ring Retained Housing.....        | 8529  |  |      |
|                                      |  | Stg. Gear Major Seal Kit; W/4-Bolt Gear Housing.....                   | 8521  |  |      |
|                                      |  | Stg. Gear Major Seal Kit; W/Ring Retained Housing.....                 | 8528  |  |      |
|                                      |  | Stg. Gear Input Shaft Seal Kit; W/4-Bolt Gear Housing.....             | 8525  |  |      |
|                                      |  | Stg. Gear Input Shaft Seal Kit; W/Ring Retained Housing.....           | 7095  |  |      |
|                                      |  | Stg. Gear Complete Pitman Shaft Seal Kit; W/4-Bolt Gear Housing...     | 8766  |  |      |
|                                      |  | Stg. Gear Complete Pitman Shaft Seal Kit; W/Ring Retained Housing..... | 8767  |  |      |
| <b>KIT NUMERICAL</b>                 |  | Stg. Gear Lower Pitman Shaft Seal Kit; W/4-Bolt Gear Housing.....      | 7856  |  |      |
|                                      |  | Stg. Gear Lower Pitman Shaft Seal Kit; W/Ring Retained Housing ...     | 8530  |  |      |
|                                      |  | <b>V-6 2.8 L ENG.; V-8 5.0 L ENG.</b>                                  |   |  |      |
|                                      |  | Pump Complete Rebuilding Kit.....                                      | 7910  |  |      |
|                                      |  | Pump Seal Kit.....   | 7918  |  |      |
|                                      |  | Pump Drive Shaft Seal Kit.....   | 8709  |  |      |
|                                      |  | Stg. Gear Complete Rebuilding Kit; W/4-Bolt Gear Housing.....          | 8522  |  |      |
|                                      |  | Stg. Gear Complete Rebuilding Kit; W/Ring Retained Housing.....        | 8529  |  |      |
|                                      |  | Stg. Gear Major Seal Kit; W/4-Bolt Gear Housing.....                   | 8521  |  |      |
|                                      |  | Stg. Gear Major Seal Kit; W/Ring Retained Housing.....                 | 8528  |  |      |
| <b>ILLUSTRATIONS</b>                 |  | Stg. Gear Input Shaft Seal Kit; W/4-Bolt Gear Housing.....             | 8525  |  |      |
|                                      |  | Stg. Gear Input Shaft Seal Kit; W/Ring Retained Housing.....           | 7095  |  |      |
|                                      |  | Stg. Gear Complete Pitman Shaft Seal Kit; W/4-Bolt Gear Housing...     | 8766  |  |      |
|                                      |  | Stg. Gear Complete Pitman Shaft Seal Kit; W/Ring Retained Housing..... | 8767  |  |      |
|                                      |  | Stg. Gear Lower Pitman Shaft Seal Kit; W/4-Bolt Gear Housing.....      | 7856  |  |      |
|                                      |  | Stg. Gear Lower Pitman Shaft Seal Kit; W/Ring Retained Housing ...     | 8530  |  |      |
|                                      |  | <b>1975-1974</b>   |   |  |      |
|                                      |  | <b>6-CYL. 250 ENG.; V-8 350 ENG.</b>                                   |   |  |      |
|                                      |  | Pump Complete Rebuilding Kit.....                                      | 7910  |  |      |
|                                      |  | Pump Seal Kit.....   | 7918  |  |      |
|                                      | Pump Drive Shaft Seal Kit.....                     | 8709   |   |  |      |
|                                      | Stg. Gear Complete Rebuilding Kit.....             | 7858   |   |  |      |
|                                      | Stg. Gear Major Seal Kit.....                      | 7860   |   |  |      |
|                                      | Stg. Gear Input Shaft Seal Kit.....                | 7095   |   |  |      |
|                                      | Stg. Gear Complete Pitman Shaft Seal Kit.....      | 8766   |   |  |      |
|                                      | Stg. Gear Lower Pitman Shaft Seal Kit.....         | 7856   |   |  |      |
|                                      | <b>1973</b>  |  |   |  |      |
|                                      | <b>6-CYL. 250 ENG.; V-8 307 ENG.; V-8 350 ENG.</b> |  |   |  |      |
|                                      | Pump Complete Rebuilding Kit.....                  | 7910   |   |  |      |
|                                      | Pump Seal Kit.....                                 | 7918   |   |  |      |

☆ See Pages A14 - A15 For Pump or Gear Identification.

⊗ Packaged one bushing per box, order as required.



# Power Steering Repair Kits for Passenger Cars and Light Trucks

| Application   | Kit No. | Application  | Kit No. |
|---|---------|--|---------|
| <b>CHEVROLET - Continued</b>  |         | <b>CHEVROLET - Continued</b>   |         |
| <b>CAMARO - Continued</b>   |         | <b>CAPRICE</b>   |         |
| <b>1973 - Continued</b>   |         | <b>1995-1994</b>   |         |
| <b>6-CYL. 250 ENG.; V-8 307 ENG.; V-8 350 ENG. - Continued</b>  |         | <b>V-8 4.3 L ENG.; V-8 5.7 L ENG.</b>  |         |
| Pump Drive Shaft Seal Kit.....  | 8709    | Pump Complete Rebuilding Kit.....  | 8630    |
| Stg. Gear Complete Rebuilding Kit.....  | 7858    | Pump Seal Kit.....   | 8631    |
| Stg. Gear Major Seal Kit.....   | 7860    | Pump Drive Shaft Seal Kit.....   | 8709    |
| Stg. Gear Input Shaft Seal Kit.....   | 7095    | Stg. Gear Complete Rebuilding Kit.....   | 8780    |
| Stg. Gear Complete Pitman Shaft Seal Kit.....   | 8766    | Stg. Gear Major Seal Kit.....  | 8625    |
| Stg. Gear Lower Pitman Shaft Seal Kit.....  | 7856    | Stg. Gear Input Shaft Seal Kit.....  | 8525    |
|   |         | Stg. Gear Complete Pitman Shaft Seal Kit.....  | 8763    |
|   |         | Stg. Gear Lower Pitman Shaft Seal Kit.....   | 8717    |
| <b>1972</b>   |         | <b>1993-1992</b>   |         |
| <b>6-CYL. 250 ENG.; V-8 307 ENG.; V-8 350 ENG.; V-8 402 ENG.</b>  |         | <b>V-6 4.3 L ENG.; V-8 5.0 L ENG.; V-8 5.7 L ENG.</b>  |         |
| Pump Complete Rebuilding Kit.....   | 7910    | Pump Complete Rebuilding Kit.....  | 7910    |
| Pump Seal Kit.....  | 7918    | Pump Seal Kit.....   | 7918    |
| Pump Drive Shaft Seal Kit.....  | 8709    | Pump Drive Shaft Seal Kit.....   | 8709    |
| Stg. Gear Complete Rebuilding Kit.....  | 7858    | Stg. Gear Complete Rebuilding Kit.....   | 8780    |
| Stg. Gear Major Seal Kit.....   | 7860    | Stg. Gear Major Seal Kit.....  | 8625    |
| Stg. Gear Input Shaft Seal Kit.....   | 7095    | Stg. Gear Input Shaft Seal Kit.....  | 8525    |
| Stg. Gear Complete Pitman Shaft Seal Kit.....   | 8766    | Stg. Gear Complete Pitman Shaft Seal Kit.....  | 8763    |
| Stg. Gear Lower Pitman Shaft Seal Kit.....  | 7856    | Stg. Gear Lower Pitman Shaft Seal Kit.....   | 8717    |
| <b>1971</b>   |         | <b>1991</b>  |         |
| <b>6-CYL. 250 ENG.; V-8 307 ENG.; V-8 350 ENG.; V-8 400 ENG.; V-8 402 ENG.</b>  |         | <b>V-8 5.0 L ENG.; V-8 5.7 L ENG.</b>  |         |
| Pump Complete Rebuilding Kit.....   | 7910    | Pump Complete Rebuilding Kit.....  | 7910    |
| Pump Seal Kit.....  | 7918    | Pump Seal Kit.....   | 7918    |
| Pump Drive Shaft Seal Kit.....  | 8709    | Pump Drive Shaft Seal Kit.....   | 8709    |
| Stg. Gear Complete Rebuilding Kit.....  | 7858    | Stg. Gear Complete Rebuilding Kit.....   | 8780    |
| Stg. Gear Major Seal Kit.....   | 7860    | Stg. Gear Major Seal Kit.....  | 8625    |
| Stg. Gear Input Shaft Seal Kit.....   | 7095    | Stg. Gear Input Shaft Seal Kit.....  | 8525    |
| Stg. Gear Complete Pitman Shaft Seal Kit.....   | 8766    | Stg. Gear Complete Pitman Shaft Seal Kit.....  | 8763    |
| Stg. Gear Lower Pitman Shaft Seal Kit.....  | 7856    | Stg. Gear Lower Pitman Shaft Seal Kit.....   | 8717    |
| <b>1970</b>   |         | <b>1990-1986</b>   |         |
| <b>6-CYL. 250 ENG.; V-8 307 ENG.; V-8 350 ENG.; V-8 402 ENG.</b>  |         | <b>V-6 4.3 L ENG.; V-8 5.0 L ENG.; V-8 5.7 L ENG.</b>  |         |
| Pump Complete Rebuilding Kit.....   | 7910    | Pump Complete Rebuilding Kit.....  | 7910    |
| Pump Seal Kit.....  | 7918    | Pump Seal Kit.....   | 7918    |
| Pump Drive Shaft Seal Kit.....  | 8709    | Pump Drive Shaft Seal Kit.....   | 8709    |
| Stg. Gear Complete Rebuilding Kit.....  | 7858    | Stg. Gear Complete Rebuilding Kit.....   | 8522    |
| Stg. Gear Major Seal Kit.....   | 7860    | Stg. Gear Major Seal Kit.....  | 8521    |
| Stg. Gear Input Shaft Seal Kit.....   | 7095    | Stg. Gear Input Shaft Seal Kit.....  | 8525    |
| Stg. Gear Complete Pitman Shaft Seal Kit.....   | 8766    | Stg. Gear Complete Pitman Shaft Seal Kit.....  | 8766    |
| Stg. Gear Lower Pitman Shaft Seal Kit.....  | 7856    | Stg. Gear Lower Pitman Shaft Seal Kit.....   | 7856    |
| <b>1969</b>   |         | <b>1985</b>  |         |
| <b>6-CYL. 230 ENG.; 6-CYL. 250 ENG.; V-8 302 ENG.; V-8 307 ENG.; V-8 327 ENG.; V-8 350 ENG.; V-8 396 ENG.; V-8 427 ENG.</b> |         | <b>V-6 3.8 L ENG. (CANADA); V-6 4.3 L ENG.; V-8 5.0 L ENG.; V-8 5.7 L DIESEL ENG.</b>        |         |
| Pump Complete Rebuilding Kit.....   | 7910    | Pump Complete Rebuilding Kit.....  | 7910    |
| Pump Seal Kit.....  | 7918    | Pump Seal Kit.....   | 7918    |
| Pump Drive Shaft Seal Kit.....  | 8709    | Pump Drive Shaft Seal Kit.....   | 8709    |
| Stg. Gear Complete Rebuilding Kit.....  | 7858    | Stg. Gear Complete Rebuilding Kit.....   | 8522    |
| Stg. Gear Major Seal Kit.....   | 7860    | Stg. Gear Major Seal Kit.....  | 8521    |
| Stg. Gear Input Shaft Seal Kit.....   | 7095    | Stg. Gear Input Shaft Seal Kit.....  | 8525    |
| Stg. Gear Complete Pitman Shaft Seal Kit.....   | 8766    | Stg. Gear Complete Pitman Shaft Seal Kit.....  | 8766    |
| Stg. Gear Lower Pitman Shaft Seal Kit.....  | 7856    | Stg. Gear Lower Pitman Shaft Seal Kit.....   | 7856    |
| <b>1968</b>   |         | <b>1984-1983</b>   |         |
| <b>6-CYL. 230 ENG.; 6-CYL. 250 ENG.; V-8 302 ENG.; V-8 327 ENG.; V-8 350 ENG.; V-8 396 ENG.</b>                             |         | <b>V-6 3.8 L ENG.; V-8 5.0 L ENG.; V-8 5.7 L DIESEL ENG.</b>                                 |         |
| Pump Complete Rebuilding Kit.....   | 7910    | Pump Complete Rebuilding Kit.....  | 7910    |
| Pump Seal Kit.....  | 7918    | Pump Seal Kit.....   | 7918    |
| Pump Drive Shaft Seal Kit.....  | 8709    | Pump Drive Shaft Seal Kit.....   | 8709    |
| Stg. Gear Complete Rebuilding Kit.....  | 7858    | Stg. Gear Complete Rebuilding Kit.....   | 8522    |
| Stg. Gear Major Seal Kit.....   | 7860    | Stg. Gear Major Seal Kit.....  | 8521    |
| Stg. Gear Input Shaft Seal Kit.....   | 7095    | Stg. Gear Input Shaft Seal Kit.....  | 8525    |
| Stg. Gear Complete Pitman Shaft Seal Kit.....   | 8766    | Stg. Gear Complete Pitman Shaft Seal Kit.....  | 8766    |
| Stg. Gear Lower Pitman Shaft Seal Kit.....  | 7856    | Stg. Gear Lower Pitman Shaft Seal Kit.....   | 7856    |
| <b>1967</b>   |         | <b>1982</b>  |         |
| <b>6-CYL. 230 ENG.; 6-CYL. 250 ENG.; V-8 302 ENG.; V-8 327 ENG.; V-8 350 ENG.; V-8 396 ENG.; V-8 427 ENG.</b>               |         | <b>V-6 3.8 L ENG.; V-8 4.4 L ENG.; V-8 5.0 L ENG.; V-8 5.7 L ENG.; V-8 5.7 L DIESEL ENG.</b> |         |
| Pump Complete Rebuilding Kit.....   | 7910    | Pump Complete Rebuilding Kit.....  | 7910    |
| Pump Seal Kit.....  | 7918    | Pump Seal Kit.....   | 7918    |
| Pump Drive Shaft Seal Kit.....  | 8709    | Pump Drive Shaft Seal Kit.....   | 8709    |
| Stg. Gear Complete Rebuilding Kit.....  | 7858    | Stg. Gear Complete Rebuilding Kit.....   | 8522    |
| Stg. Gear Major Seal Kit.....   | 7860    | Stg. Gear Major Seal Kit.....  | 8521    |
| Stg. Gear Input Shaft Seal Kit.....   | 7095    | Stg. Gear Input Shaft Seal Kit.....  | 8525    |
| Stg. Gear Complete Pitman Shaft Seal Kit.....   | 8766    | Stg. Gear Complete Pitman Shaft Seal Kit.....  | 8766    |
| Stg. Gear Lower Pitman Shaft Seal Kit.....  | 7856    | Stg. Gear Lower Pitman Shaft Seal Kit.....   | 7856    |

**SYSTEM PUMP & GEAR IDENT.**

**SYSTEM & COMPONENT IDENT.**

**PASS. CARS**

**LIGHT TRUCKS**

**MEDIUM/HEAVY TRUCKS**

**BUSES**

**HOSE NUMERICAL**

**REPAIR KITS**

**KIT NUMERICAL**

**ILLUSTRATIONS**

☆ See Pages A14 - A15 For Pump or Gear Identification.

⊛ Packaged one bushing per box, order as required.

# Power Steering Repair Kits for Passenger Cars and Light Trucks

|                                    | Application  | Kit No. | Application   | Kit No. |
|------------------------------------|--|---------|---|---------|
| SYSTEM<br>PUMP &<br>GEAR<br>IDENT. | <b>CHEVROLET - Continued</b>   |         | <b>CHEVROLET - Continued</b>                                  |         |
|                                    | <b>CAPRICE - Continued</b>   |         | <b>CAPRICE - Continued</b>                                    |         |
|                                    | <b>1981</b>  |         | <b>1972-1971 - Continued</b>                                  |         |
|                                    | <b>V-6 3.8 L ENG.; V-8 4.4 L ENG.; V-8 5.0 L ENG.; V-8 5.7 L DIESEL ENG.</b>                 |         | <b>V-8 454 ENG. - Continued</b>                               |         |
|                                    | Pump Complete Rebuilding Kit.....  | 7910    | Stg. Gear Complete Rebuilding Kit.....                        | 7857    |
|                                    | Pump Seal Kit.....   | 7918    | Stg. Gear Major Seal Kit.....                                 | 7859    |
|                                    | Pump Drive Shaft Seal Kit.....   | 8709    | Stg. Gear Input Shaft Seal Kit.....                           | 7095    |
|                                    | Stg. Gear Complete Rebuilding Kit.....   | 8522    | Stg. Gear Complete Pitman Shaft Seal Kit.....                 | 8766    |
|                                    | Stg. Gear Major Seal Kit.....  | 8521    | Stg. Gear Lower Pitman Shaft Seal Kit.....                    | 7856    |
|                                    | Stg. Gear Input Shaft Seal Kit.....  | 8525    |   |         |
|                                    | Stg. Gear Complete Pitman Shaft Seal Kit.....  | 8766    | <b>1970</b>   |         |
|                                    | Stg. Gear Lower Pitman Shaft Seal Kit.....   | 7856    | <b>V-8 350 ENG.; V-8 400 ENG.</b>                             |         |
|                                    |  |         | Pump Complete Rebuilding Kit.....                             | 7910    |
|                                    | <b>1980</b>  |         | Pump Seal Kit.....  | 7918    |
|                                    | <b>V-6 3.8 L ENG.; V-8 4.4 L ENG.; V-8 5.0 L ENG.; V-8 5.7 L ENG.; V-8 5.7 L DIESEL ENG.</b> |         | Pump Drive Shaft Seal Kit.....                                | 8709    |
|                                    | Pump Complete Rebuilding Kit.....  | 7910    | Stg. Gear Complete Rebuilding Kit.....                        | 7858    |
|                                    | Pump Seal Kit.....   | 7918    | Stg. Gear Major Seal Kit.....                                 | 7860    |
|                                    | Pump Drive Shaft Seal Kit.....   | 8709    | Stg. Gear Input Shaft Seal Kit.....                           | 7095    |
|                                    | Stg. Gear Complete Rebuilding Kit.....   | 8522    | Stg. Gear Complete Pitman Shaft Seal Kit.....                 | 8766    |
|                                    | Stg. Gear Major Seal Kit.....  | 8521    | Stg. Gear Lower Pitman Shaft Seal Kit.....                    | 7856    |
|                                    | Stg. Gear Input Shaft Seal Kit.....  | 8525    |   |         |
|                                    | Stg. Gear Complete Pitman Shaft Seal Kit.....  | 8766    | <b>V-8 454 ENG.</b>   |         |
|                                    | Stg. Gear Lower Pitman Shaft Seal Kit.....   | 7856    | Pump Complete Rebuilding Kit.....                             | 7910    |
|                                    |  |         | Pump Seal Kit.....  | 7918    |
|                                    | <b>1979</b>  |         | Pump Drive Shaft Seal Kit.....                                | 8709    |
|                                    | <b>6-CYL. 250 ENG.; V-8 305 ENG.; V-8 350 ENG.</b>   |         | Stg. Gear Complete Rebuilding Kit.....                        | 7857    |
|                                    | Pump Complete Rebuilding Kit.....  | 7910    | Stg. Gear Major Seal Kit.....                                 | 7859    |
|                                    | Pump Seal Kit.....   | 7918    | Stg. Gear Input Shaft Seal Kit.....                           | 7095    |
|                                    | Pump Drive Shaft Seal Kit.....   | 8709    | Stg. Gear Complete Pitman Shaft Seal Kit.....                 | 8766    |
|                                    | Stg. Gear Complete Rebuilding Kit.....   | 8522    | Stg. Gear Lower Pitman Shaft Seal Kit.....                    | 7856    |
|                                    | Stg. Gear Major Seal Kit.....  | 8521    |   |         |
|                                    | Stg. Gear Input Shaft Seal Kit.....  | 8525    | <b>1969</b>   |         |
|                                    | Stg. Gear Complete Pitman Shaft Seal Kit.....  | 8766    | <b>V-8 327 ENG.; V-8 350 ENG.; V-8 396 ENG.; V-8 427 ENG.</b> |         |
|                                    | Stg. Gear Lower Pitman Shaft Seal Kit.....   | 7856    | Pump Complete Rebuilding Kit.....                             | 7910    |
|                                    |  |         | Pump Seal Kit.....  | 7918    |
|                                    | <b>1978-1977</b>   |         | Pump Drive Shaft Seal Kit.....                                | 8709    |
|                                    | <b>6-CYL. 250 ENG.; V-8 305 ENG.; V-8 350 ENG.</b>   |         | Stg. Gear Complete Rebuilding Kit.....                        | 7858    |
|                                    | Pump Complete Rebuilding Kit.....  | 7910    | Stg. Gear Major Seal Kit.....                                 | 7860    |
|                                    | Pump Seal Kit.....   | 7918    | Stg. Gear Input Shaft Seal Kit.....                           | 7095    |
|                                    | Pump Drive Shaft Seal Kit.....   | 8709    | Stg. Gear Complete Pitman Shaft Seal Kit.....                 | 8766    |
|                                    | Stg. Gear Complete Rebuilding Kit.....   | 8522    | Stg. Gear Lower Pitman Shaft Seal Kit.....                    | 7856    |
|                                    | Stg. Gear Major Seal Kit.....  | 8521    |   |         |
|                                    | Stg. Gear Input Shaft Seal Kit.....  | 8525    | <b>1968</b>   |         |
|                                    | Stg. Gear Complete Pitman Shaft Seal Kit.....  | 8766    | <b>V-8 307 ENG.; V-8 327 ENG.; V-8 396 ENG.; V-8 427 ENG.</b> |         |
|                                    | Stg. Gear Lower Pitman Shaft Seal Kit.....   | 7856    | Pump Complete Rebuilding Kit.....                             | 7910    |
|                                    |  |         | Pump Seal Kit.....  | 7918    |
|                                    | <b>1976-1973</b>   |         | Pump Drive Shaft Seal Kit.....                                | 8709    |
|                                    | <b>V-8 350 ENG.; V-8 400 ENG.</b>  |         | Stg. Gear Complete Rebuilding Kit.....                        | 7858    |
|                                    | Pump Complete Rebuilding Kit.....  | 7910    | Stg. Gear Major Seal Kit.....                                 | 7860    |
|                                    | Pump Seal Kit.....   | 7918    | Stg. Gear Input Shaft Seal Kit.....                           | 7095    |
|                                    | Pump Drive Shaft Seal Kit.....   | 8709    | Stg. Gear Complete Pitman Shaft Seal Kit.....                 | 8766    |
|                                    | Stg. Gear Complete Rebuilding Kit.....   | 7858    | Stg. Gear Lower Pitman Shaft Seal Kit.....                    | 7856    |
|                                    | Stg. Gear Major Seal Kit.....  | 7860    |   |         |
|                                    | Stg. Gear Input Shaft Seal Kit.....  | 7095    | <b>1967</b>   |         |
|                                    | Stg. Gear Complete Pitman Shaft Seal Kit.....  | 8766    | <b>V-8 283 ENG.; V-8 327 ENG.; V-8 396 ENG.; V-8 427 ENG.</b> |         |
|                                    | Stg. Gear Lower Pitman Shaft Seal Kit.....   | 7856    | Pump Complete Rebuilding Kit.....                             | 7910    |
|                                    |  |         | Pump Seal Kit.....  | 7918    |
|                                    | <b>1972-1971</b>   |         | Pump Drive Shaft Seal Kit.....                                | 8709    |
|                                    | <b>V-8 350 ENG.; V-8 400 ENG.; V-8 402 ENG.</b>  |         | Stg. Gear Complete Rebuilding Kit.....                        | 7858    |
|                                    | Pump Complete Rebuilding Kit.....  | 7910    | Stg. Gear Major Seal Kit.....                                 | 7860    |
|                                    | Pump Seal Kit.....   | 7918    | Stg. Gear Input Shaft Seal Kit.....                           | 7095    |
|                                    | Pump Drive Shaft Seal Kit.....   | 8709    | Stg. Gear Complete Pitman Shaft Seal Kit.....                 | 8766    |
|                                    | Stg. Gear Complete Rebuilding Kit.....   | 7858    | Stg. Gear Lower Pitman Shaft Seal Kit.....                    | 7856    |
|                                    | Stg. Gear Major Seal Kit.....  | 7860    |   |         |
|                                    | Stg. Gear Input Shaft Seal Kit.....  | 7095    | <b>CAVALIER</b>   |         |
|                                    | Stg. Gear Complete Pitman Shaft Seal Kit.....  | 8766    | <b>1995</b>   |         |
|                                    | Stg. Gear Lower Pitman Shaft Seal Kit.....   | 7856    | <b>4-CYL. 2.2 L ENG.</b>                                      |         |
|                                    |  |         | Pump Seal Kit.....  | 8624    |
|                                    | <b>V-8 454 ENG.</b>  |         | Pump Drive Shaft Seal Kit.....                                | 8709    |
|                                    | Pump Complete Rebuilding Kit.....  | 7910    | Rack & Pinion Seal Kit.....                                   | 8785    |
|                                    | Pump Seal Kit.....   | 7918    |   |         |
|                                    | Pump Drive Shaft Seal Kit.....   | 8709    |   |         |

☆ See Pages A14 - A15 For Pump or Gear Identification.

⊗ Packaged one bushing per box, order as required.



# Power Steering Repair Kits for Passenger Cars and Light Trucks

| Application                                       | Kit No. | Application   | Kit No. |
|---|---------|---|---------|
| <b>CHEVROLET - Continued</b>                      |         | <b>CHEVROLET - Continued</b>                                    |         |
| <b>CAVALIER - Continued</b>                       |         | <b>CELEBRITY - Continued</b>                                    |         |
| <b>1995 - Continued</b>                           |         | <b>1989-1988</b>  |         |
| <b>4-CYL. 2.2 L ENG. - Continued</b>              |         | <b>4-CYL. 2.5 L ENG.</b>  |         |
| Rack & Pinion Upper Pinion Bearing Kit .....      | 8571    | Pump Complete Rebuilding Kit .....                              | 8561    |
| Rack & Pinion Lower Pinion Bearing Kit .....      | 8572    | Pump Seal Kit .....   | 8554    |
| <b>4-CYL. 2.3 L ENG.</b>                          |         | Pump Drive Shaft Seal Kit .....                                 | 8712    |
| Pump Seal Kit .....                               | 8795    | Rack & Pinion Seal Kit; W/O H.D. Suspension .....               | 8580    |
| Rack & Pinion Seal Kit .....                      | 8785    | Rack & Pinion Upper Pinion Bearing Kit .....                    | 8571    |
| Rack & Pinion Upper Pinion Bearing Kit .....      | 8571    | Rack & Pinion Lower Pinion Bearing Kit .....                    | 8572    |
| Rack & Pinion Lower Pinion Bearing Kit .....      | 8572    | <b>V-6 2.8 L ENG.</b>   |         |
| <b>1994-1992</b>                                  |         | Pump Seal Kit .....   | 8624    |
| <b>4-CYL. 2.2 L ENG.; V-6 3.1 L ENG.</b>          |         | Pump Drive Shaft Seal Kit .....                                 | 8709    |
| Pump Seal Kit .....                               | 8624    | Rack & Pinion Seal Kit; W/O H.D. Suspension .....               | 8580    |
| Pump Drive Shaft Seal Kit .....                   | 8709    | Rack & Pinion Upper Pinion Bearing Kit .....                    | 8571    |
| Rack & Pinion Seal Kit .....                      | 8815    | Rack & Pinion Lower Pinion Bearing Kit .....                    | 8572    |
| Rack & Pinion Upper Pinion Bearing Kit .....      | 8571    | <b>1987</b>   |         |
| Rack & Pinion Lower Pinion Bearing Kit .....      | 8572    | <b>4-CYL. 2.5 L ENG.; V-6 2.8 L ENG.</b>                        |         |
| <b>1991-1990</b>                                  |         | Pump Complete Rebuilding Kit .....                              | 8561    |
| <b>4-CYL. 2.2 L ENG.; V-6 3.1 L ENG.</b>          |         | Pump Seal Kit .....   | 8554    |
| Pump Seal Kit .....                               | 8624    | Pump Drive Shaft Seal Kit .....                                 | 8712    |
| Pump Drive Shaft Seal Kit .....                   | 8709    | Rack & Pinion Seal Kit; W/O H.D. Suspension .....               | 8580    |
| Rack & Pinion Upper Pinion Bearing Kit .....      | 8571    | Rack & Pinion Upper Pinion Bearing Kit .....                    | 8571    |
| Rack & Pinion Lower Pinion Bearing Kit .....      | 8572    | Rack & Pinion Lower Pinion Bearing Kit .....                    | 8572    |
| <b>1989-1987</b>                                  |         | <b>1986</b>   |         |
| <b>4-CYL. 2.0 L ENG.; V-6 2.8 L ENG.</b>          |         | <b>4-CYL. 2.5 L ENG.; V-6 2.8 L ENG.</b>                        |         |
| Pump Complete Rebuilding Kit .....                | 8561    | Pump Complete Rebuilding Kit .....                              | 7910    |
| Pump Seal Kit .....                               | 8554    | Pump Seal Kit .....   | 7918    |
| Pump Drive Shaft Seal Kit .....                   | 8712    | Pump Drive Shaft Seal Kit .....                                 | 8709    |
| Rack & Pinion Upper Pinion Bearing Kit .....      | 8571    | Rack & Pinion Seal Kit; W/O H.D. Suspension .....               | 8580    |
| Rack & Pinion Lower Pinion Bearing Kit .....      | 8572    | Rack & Pinion Upper Pinion Bearing Kit .....                    | 8571    |
| <b>1986-1985</b>                                  |         | Rack & Pinion Lower Pinion Bearing Kit .....                    | 8572    |
| <b>4-CYL. 2.0 L ENG.; V-6 2.8 L ENG.</b>          |         | <b>1985-1983</b>  |         |
| Pump Complete Rebuilding Kit .....                | 8561    | <b>4-CYL. 2.5 L ENG.; V-6 2.8 L ENG.</b>                        |         |
| Pump Seal Kit .....                               | 8554    | Pump Complete Rebuilding Kit .....                              | 7910    |
| Pump Drive Shaft Seal Kit .....                   | 8712    | Pump Seal Kit .....   | 7918    |
| Rack & Pinion Seal Kit .....                      | 8582    | Pump Drive Shaft Seal Kit .....                                 | 8709    |
| Rack & Pinion Upper Pinion Bearing Kit .....      | 8571    | Rack & Pinion Seal Kit; W/O H.D. Suspension .....               | 8580    |
| Rack & Pinion Lower Pinion Bearing Kit .....      | 8572    | Rack & Pinion Upper Pinion Bearing Kit .....                    | 8571    |
| <b>1984-1983</b>                                  |         | Rack & Pinion Lower Pinion Bearing Kit .....                    | 8572    |
| <b>4-CYL. 2.0 L ENG.</b>                          |         | <b>1982</b>   |         |
| Pump Complete Rebuilding Kit .....                | 8630    | <b>4-CYL. 2.5 L ENG.; V-6 2.8 L ENG.; V-6 4.3 L DIESEL ENG.</b> |         |
| Pump Seal Kit .....                               | 8631    | Pump Complete Rebuilding Kit .....                              | 8630    |
| Pump Drive Shaft Seal Kit .....                   | 8709    | Pump Seal Kit .....   | 8631    |
| Rack & Pinion Seal Kit; W/H.D. Suspension .....   | 8582    | Pump Drive Shaft Seal Kit .....                                 | 8709    |
| Rack & Pinion Seal Kit; W/O H.D. Suspension ..... | 8581    | Rack & Pinion Seal Kit .....                                    | 8580    |
| Rack & Pinion Upper Pinion Bearing Kit .....      | 8571    | Rack & Pinion Upper Pinion Bearing Kit .....                    | 8571    |
| Rack & Pinion Lower Pinion Bearing Kit .....      | 8572    | Rack & Pinion Lower Pinion Bearing Kit .....                    | 8572    |
| <b>1982</b>                                       |         | <b>CHEVELLE</b>   |         |
| <b>4-CYL. 1.8 L ENG.</b>                          |         | <b>1976</b>   |         |
| Pump Complete Rebuilding Kit .....                | 8630    | <b>V-8 305 ENG.; V-8 350 ENG.; V-8 400 ENG.</b>                 |         |
| Pump Seal Kit .....                               | 8631    | Pump Complete Rebuilding Kit .....                              | 7910    |
| Pump Drive Shaft Seal Kit .....                   | 8709    | Pump Seal Kit .....   | 7918    |
| Rack & Pinion Seal Kit; W/H.D. Suspension .....   | 8582    | Pump Drive Shaft Seal Kit .....                                 | 8709    |
| Rack & Pinion Seal Kit; W/O H.D. Suspension ..... | 8581    | Stg. Gear Complete Rebuilding Kit .....                         | 7858    |
| Rack & Pinion Upper Pinion Bearing Kit .....      | 8571    | Stg. Gear Major Seal Kit .....                                  | 7860    |
| Rack & Pinion Lower Pinion Bearing Kit .....      | 8572    | Stg. Gear Input Shaft Seal Kit .....                            | 7095    |
| <b>CELEBRITY</b>                                  |         | Stg. Gear Complete Pitman Shaft Seal Kit .....                  | 8766    |
| <b>1990</b>                                       |         | Stg. Gear Lower Pitman Shaft Seal Kit .....                     | 7856    |
| <b>4-CYL. 2.5 L ENG.</b>                          |         | <b>1975</b>   |         |
| Pump Complete Rebuilding Kit .....                | 8561    | <b>V-8 350 ENG.; V-8 400 ENG.</b>                               |         |
| Pump Seal Kit .....                               | 8554    | Pump Complete Rebuilding Kit .....                              | 7910    |
| Pump Drive Shaft Seal Kit .....                   | 8712    | Pump Seal Kit .....   | 7918    |
| Rack & Pinion Seal Kit; W/O H.D. Suspension ..... | 8580    | Pump Drive Shaft Seal Kit .....                                 | 8709    |
| Rack & Pinion Upper Pinion Bearing Kit .....      | 8571    | Stg. Gear Complete Rebuilding Kit .....                         | 7858    |
| Rack & Pinion Lower Pinion Bearing Kit .....      | 8572    | Stg. Gear Major Seal Kit .....                                  | 7860    |
| <b>V-6 3.1 L ENG.</b>                             |         | Stg. Gear Input Shaft Seal Kit .....                            | 7095    |
| Pump Seal Kit .....                               | 8624    | Stg. Gear Complete Pitman Shaft Seal Kit .....                  | 8766    |
| Pump Drive Shaft Seal Kit .....                   | 8709    | Stg. Gear Lower Pitman Shaft Seal Kit .....                     | 7856    |
| Rack & Pinion Seal Kit; W/O H.D. Suspension ..... | 8580    | <b>1975</b>   |         |
| Rack & Pinion Upper Pinion Bearing Kit .....      | 8571    | <b>V-8 350 ENG.; V-8 400 ENG.</b>                               |         |
| Rack & Pinion Lower Pinion Bearing Kit .....      | 8572    | Pump Complete Rebuilding Kit .....                              | 7910    |

☆ See Pages A14 - A15 For Pump or Gear Identification.

☉ Packaged one bushing per box, order as required.

**SYSTEM PUMP & GEAR IDENT.**

**SYSTEM & COMPONENT IDENT.**

**PASS. CARS**

**LIGHT TRUCKS**

**MEDIUM/HEAVY TRUCKS**

**BUSES**

**HOSE NUMERICAL**

**REPAIR KITS**

**KIT NUMERICAL**

**ILLUSTRATIONS**

# Power Steering Repair Kits for Passenger Cars and Light Trucks

|                                    | Application   | Kit No. | Application   | Kit No. |
|------------------------------------|---|---------|---|---------|
| SYSTEM<br>PUMP &<br>GEAR<br>IDENT. | <b>CHEVROLET - Continued</b>  |         | <b>CHEVROLET - Continued</b>  |         |
|                                    | <b>CHEVELLE - Continued</b>   |         | <b>CHEVELLE - Continued</b>   |         |
|                                    | 1975 - Continued  |         | 1968 - Continued  |         |
|                                    | V-8 350 ENG.; V-8 400 ENG. - Continued                              |         | 6-CYL. 230 ENG.; 6-CYL. 250 ENG.; V-8 307 ENG.; V-8 327             |         |
|                                    | Stg. Gear Lower Pitman Shaft Seal Kit..... 7856                     |         | ENG.; V-8 396 ENG. - Continued                                      |         |
|                                    | 1974  |         | Pump Drive Shaft Seal Kit; W/One-Raised Mounting Pads ..... 8711    |         |
|                                    | V-8 350 ENG.; V-8 400 ENG.; V-8 454 ENG.                            |         | Pump Drive Shaft Seal Kit; W/Two-Raised Mounting Pads ..... 8709    |         |
|                                    | Pump Complete Rebuilding Kit..... 7910                              |         | Stg. Gear Complete Rebuilding Kit..... 7858                         |         |
|                                    | Pump Seal Kit..... 7918   |         | Stg. Gear Major Seal Kit..... 7860                                  |         |
|                                    | Pump Drive Shaft Seal Kit..... 8709                                 |         | Stg. Gear Input Shaft Seal Kit..... 7095                            |         |
|                                    | Stg. Gear Complete Rebuilding Kit..... 7858                         |         | Stg. Gear Complete Pitman Shaft Seal Kit..... 8766                  |         |
|                                    | Stg. Gear Major Seal Kit..... 7860                                  |         | Stg. Gear Lower Pitman Shaft Seal Kit..... 7856                     |         |
|                                    | Stg. Gear Input Shaft Seal Kit..... 7095                            |         | 1967  |         |
|                                    | Stg. Gear Complete Pitman Shaft Seal Kit..... 8766                  |         | 6-CYL. 230 ENG.; 6-CYL. 250 ENG.; V-8 283 ENG.; V-8 327             |         |
|                                    | Stg. Gear Lower Pitman Shaft Seal Kit..... 7856                     |         | ENG.; V-8 396 ENG.  |         |
|                                    | 1973  |         | Pump Complete Rebuilding Kit; W/Two-Raised Mounting Pads ..... 7910 |         |
|                                    | 6-CYL. 250 ENG.; V-8 307 ENG.; V-8 350 ENG.; V-8 454 ENG.           |         | Pump Seal Kit; W/One-Raised Mounting Pads ..... 8755                |         |
|                                    | Pump Complete Rebuilding Kit..... 7910                              |         | Pump Seal Kit; W/Two-Raised Mounting Pads ..... 7918                |         |
|                                    | Pump Seal Kit..... 7918   |         | Pump Drive Shaft Seal Kit; W/One-Raised Mounting Pads ..... 8711    |         |
|                                    | Pump Drive Shaft Seal Kit..... 8709                                 |         | Pump Drive Shaft Seal Kit; W/Two-Raised Mounting Pads ..... 8709    |         |
|                                    | Stg. Gear Complete Rebuilding Kit..... 7858                         |         | Stg. Gear Complete Rebuilding Kit..... 7858                         |         |
|                                    | Stg. Gear Major Seal Kit..... 7860                                  |         | Stg. Gear Major Seal Kit..... 7860                                  |         |
|                                    | Stg. Gear Input Shaft Seal Kit..... 7095                            |         | Stg. Gear Input Shaft Seal Kit..... 7095                            |         |
|                                    | Stg. Gear Complete Pitman Shaft Seal Kit..... 8766                  |         | Stg. Gear Complete Pitman Shaft Seal Kit..... 8766                  |         |
|                                    | Stg. Gear Lower Pitman Shaft Seal Kit..... 7856                     |         | Stg. Gear Lower Pitman Shaft Seal Kit..... 7856                     |         |
|                                    | 1972  |         | 1966-1965   |         |
|                                    | 6-CYL. 250 ENG.; V-8 307 ENG.; V-8 350 ENG.; V-8 402 ENG.;          |         | 6-CYL. 194 ENG.; 6-CYL. 230 ENG.; V-8 283 ENG.; V-8 327             |         |
|                                    | V-8 454 ENG.  |         | ENG.; V-8 396 ENG.  |         |
|                                    | Pump Complete Rebuilding Kit..... 7910                              |         | Pump Complete Rebuilding Kit; W/Two-Raised Mounting Pads ..... 7910 |         |
|                                    | Pump Seal Kit..... 7918   |         | Pump Seal Kit; W/One-Raised Mounting Pads ..... 8755                |         |
|                                    | Pump Drive Shaft Seal Kit..... 8709                                 |         | Pump Seal Kit; W/Two-Raised Mounting Pads ..... 7918                |         |
|                                    | Stg. Gear Complete Rebuilding Kit..... 7858                         |         | Pump Drive Shaft Seal Kit; W/One-Raised Mounting Pads ..... 8711    |         |
|                                    | Stg. Gear Major Seal Kit..... 7860                                  |         | Pump Drive Shaft Seal Kit; W/Two-Raised Mounting Pads ..... 8709    |         |
|                                    | Stg. Gear Input Shaft Seal Kit..... 7095                            |         | Stg. Gear Complete Rebuilding Kit..... 7858                         |         |
|                                    | Stg. Gear Complete Pitman Shaft Seal Kit..... 8766                  |         | Stg. Gear Major Seal Kit..... 7860                                  |         |
|                                    | Stg. Gear Lower Pitman Shaft Seal Kit..... 7856                     |         | Stg. Gear Input Shaft Seal Kit..... 7095                            |         |
|                                    | 1971  |         | Stg. Gear Complete Pitman Shaft Seal Kit..... 8766                  |         |
|                                    | 6-CYL. 250 ENG.; V-8 307 ENG.; V-8 350 ENG.; V-8 400 ENG.;          |         | Stg. Gear Lower Pitman Shaft Seal Kit..... 7856                     |         |
|                                    | V-8 402 ENG.; V-8 454 ENG.  |         | 1964  |         |
|                                    | Pump Complete Rebuilding Kit..... 7910                              |         | 6-CYL. 194 ENG.; 6-CYL. 230 ENG.; V-8 283 ENG.; V-8 327             |         |
|                                    | Pump Seal Kit..... 7918   |         | ENG.  |         |
|                                    | Pump Drive Shaft Seal Kit..... 8709                                 |         | Pump Complete Rebuilding Kit; W/Two-Raised Mounting Pads ..... 7910 |         |
|                                    | Stg. Gear Complete Rebuilding Kit..... 7858                         |         | Pump Seal Kit; W/One-Raised Mounting Pads ..... 8755                |         |
|                                    | Stg. Gear Major Seal Kit..... 7860                                  |         | Pump Seal Kit; W/Two-Raised Mounting Pads ..... 7918                |         |
|                                    | Stg. Gear Input Shaft Seal Kit..... 7095                            |         | Pump Drive Shaft Seal Kit; W/One-Raised Mounting Pads ..... 8711    |         |
|                                    | Stg. Gear Complete Pitman Shaft Seal Kit..... 8766                  |         | Pump Drive Shaft Seal Kit; W/Two-Raised Mounting Pads ..... 8709    |         |
|                                    | Stg. Gear Lower Pitman Shaft Seal Kit..... 7856                     |         | Stg. Gear Complete Rebuilding Kit..... 7858                         |         |
|                                    | 1970  |         | Stg. Gear Major Seal Kit..... 7860                                  |         |
|                                    | 6-CYL. 250 ENG.; V-8 307 ENG.; V-8 350 ENG.; V-8 402 ENG.;          |         | Stg. Gear Input Shaft Seal Kit..... 7095                            |         |
|                                    | V-8 454 ENG.  |         | Stg. Gear Complete Pitman Shaft Seal Kit..... 8766                  |         |
|                                    | Pump Complete Rebuilding Kit..... 7910                              |         | Stg. Gear Lower Pitman Shaft Seal Kit..... 7856                     |         |
|                                    | Pump Seal Kit..... 7918   |         | CHEVETTE  |         |
|                                    | Pump Drive Shaft Seal Kit..... 8709                                 |         | 1987  |         |
|                                    | Stg. Gear Complete Rebuilding Kit..... 7858                         |         | 4-CYL. 1.6 L ENG.   |         |
|                                    | Stg. Gear Major Seal Kit..... 7860                                  |         | Pump Complete Rebuilding Kit..... 8630                              |         |
|                                    | Stg. Gear Input Shaft Seal Kit..... 7095                            |         | Pump Seal Kit..... 8631   |         |
|                                    | Stg. Gear Complete Pitman Shaft Seal Kit..... 8766                  |         | Pump Drive Shaft Seal Kit..... 8709                                 |         |
|                                    | Stg. Gear Lower Pitman Shaft Seal Kit..... 7856                     |         | Rack & Pinion Seal Kit..... 8584                                    |         |
|                                    | 1969  |         | Rack & Pinion Upper Pinion Bearing Kit..... 8571                    |         |
|                                    | 6-CYL. 230 ENG.; 6-CYL. 250 ENG.; V-8 307 ENG.; V-8 350             |         | Rack & Pinion Lower Pinion Bearing Kit..... 8572                    |         |
|                                    | ENG.; V-8 396 ENG.  |         | 1986-1984   |         |
|                                    | Pump Complete Rebuilding Kit..... 7910                              |         | 4-CYL. 1.6 L ENG.; 4-CYL. 1.8 L DIESEL ENG.                         |         |
|                                    | Pump Seal Kit..... 7918   |         | Pump Complete Rebuilding Kit..... 8630                              |         |
|                                    | Pump Drive Shaft Seal Kit..... 8709                                 |         | Pump Seal Kit..... 8631   |         |
|                                    | Stg. Gear Complete Rebuilding Kit..... 7858                         |         | Pump Drive Shaft Seal Kit..... 8709                                 |         |
|                                    | Stg. Gear Major Seal Kit..... 7860                                  |         | Rack & Pinion Seal Kit..... 8584                                    |         |
|                                    | Stg. Gear Input Shaft Seal Kit..... 7095                            |         | Rack & Pinion Upper Pinion Bearing Kit..... 8571                    |         |
|                                    | Stg. Gear Complete Pitman Shaft Seal Kit..... 8766                  |         | Rack & Pinion Lower Pinion Bearing Kit..... 8572                    |         |
|                                    | Stg. Gear Lower Pitman Shaft Seal Kit..... 7856                     |         | 1983-1981   |         |
|                                    | 1968  |         | 4-CYL. 1.6 L ENG.; 4-CYL. 1.8 L DIESEL ENG.                         |         |
|                                    | 6-CYL. 230 ENG.; 6-CYL. 250 ENG.; V-8 307 ENG.; V-8 327             |         | Pump Complete Rebuilding Kit..... 8630                              |         |
|                                    | ENG.; V-8 396 ENG.  |         | Pump Seal Kit..... 8631   |         |
|                                    | Pump Complete Rebuilding Kit; W/Two-Raised Mounting Pads ..... 7910 |         | Pump Drive Shaft Seal Kit..... 8709                                 |         |
|                                    | Pump Seal Kit; W/One-Raised Mounting Pads ..... 8755                |         | Rack & Pinion Seal Kit..... 8609                                    |         |
|                                    | Pump Seal Kit; W/Two-Raised Mounting Pads ..... 7918                |         | Rack & Pinion Upper Pinion Bearing Kit..... 8571                    |         |

☆ See Pages A14 - A15 For Pump or Gear Identification.

⊛ Packaged one bushing per box, order as required.

# Power Steering Repair Kits for Passenger Cars and Light Trucks

| Application  | Kit No. | Application   | Kit No. |
|--|---------|---|---------|
| <b>CHEVROLET - Continued</b>   |         | <b>CHEVROLET - Continued</b>                                |         |
| <b>CHEVETTE - Continued</b>  |         | <b>CHEVY II - Continued</b>                                 |         |
| <b>1983-1981 - Continued</b>   |         | <b>1962 - Continued</b>                                     |         |
| <b>4-CYL. 1.6 L ENG.; 4-CYL. 1.8 L DIESEL ENG. - Continued</b>   |         | <b>6-CYL. 194 ENG. - Continued</b>                          |         |
| Rack & Pinion Lower Pinion Bearing Kit.....  | 8572    | Pump Seal Kit; W/Two-Raised Mounting Pads.....              | 7918    |
| <b>CHEVY II</b>  |         | Pump Drive Shaft Seal Kit; W/One-Raised Mounting Pads.....  | 8711    |
| <b>1968</b>  |         | Pump Drive Shaft Seal Kit; W/Two-Raised Mounting Pads.....  | 8709    |
| <b>4-CYL. 153 ENG.; 6-CYL. 230 ENG.; 6-CYL. 250 ENG.; V-8 307 ENG.; V-8 327 ENG.; V-8 350 ENG.; V-8 396 ENG.</b> |         | Control Valve Seal Kit.....                                 | 7864    |
| Pump Complete Rebuilding Kit; W/Two-Raised Mounting Pads.....  | 7910    | Power Cyl. Piston Rod Seal Kit.....                         | 7906    |
| Pump Seal Kit; W/One-Raised Mounting Pads.....   | 8755    | <b>CITATION</b>   |         |
| Pump Seal Kit; W/Two-Raised Mounting Pads.....   | 7918    | <b>1985-1982</b>  |         |
| Pump Drive Shaft Seal Kit; W/One-Raised Mounting Pads.....   | 8711    | <b>4-CYL. 2.5 L ENG.; V-6 2.8 L ENG.</b>                    |         |
| Pump Drive Shaft Seal Kit; W/Two-Raised Mounting Pads.....   | 8709    | Pump Complete Rebuilding Kit.....                           | 7910    |
| Stg. Gear Complete Rebuilding Kit.....   | 7858    | Pump Seal Kit.....  | 7918    |
| Stg. Gear Major Seal Kit.....  | 7860    | Pump Drive Shaft Seal Kit.....                              | 8709    |
| Stg. Gear Input Shaft Seal Kit.....  | 7095    | Rack & Pinion Seal Kit.....                                 | 8580    |
| Stg. Gear Complete Pitman Shaft Seal Kit.....  | 8766    | Rack & Pinion Upper Pinion Bearing Kit.....                 | 8571    |
| Stg. Gear Lower Pitman Shaft Seal Kit.....   | 7856    | Rack & Pinion Lower Pinion Bearing Kit.....                 | 8572    |
| <b>1967</b>  |         | <b>1981-1980</b>  |         |
| <b>4-CYL. 153 ENG.; 6-CYL. 194 ENG.; 6-CYL. 230 ENG.; 6-CYL. 250 ENG.; V-8 283 ENG.; V-8 327 ENG.</b>            |         | <b>4-CYL. 2.5 L ENG.; V-6 2.8 L ENG.</b>                    |         |
| Pump Complete Rebuilding Kit; W/Two-Raised Mounting Pads.....  | 7910    | Pump Complete Rebuilding Kit.....                           | 7910    |
| Pump Seal Kit; W/One-Raised Mounting Pads.....   | 8755    | Pump Seal Kit.....  | 7918    |
| Pump Seal Kit; W/Two-Raised Mounting Pads.....   | 7918    | Pump Drive Shaft Seal Kit.....                              | 8709    |
| Pump Drive Shaft Seal Kit; W/One-Raised Mounting Pads.....   | 8711    | Rack & Pinion Seal Kit.....                                 | 8570    |
| Pump Drive Shaft Seal Kit; W/Two-Raised Mounting Pads.....   | 8709    | Rack & Pinion Upper Pinion Bearing Kit.....                 | 8571    |
| Control Valve Seal Kit.....  | 7864    | Rack & Pinion Lower Pinion Bearing Kit.....                 | 8572    |
| Power Cyl. Complete Rebuilding Kit.....  | 8537    | <b>CORSICA</b>  |         |
| Power Cyl. Piston Rod Seal Kit.....  | 7906    | <b>1995-1990</b>  |         |
| <b>1966-1965</b>   |         | <b>4-CYL. 2.2 L ENG.; V-6 3.1 L ENG.</b>                    |         |
| <b>4-CYL. 153 ENG.; 6-CYL. 194 ENG.; 6-CYL. 230 ENG.; V-8 283 ENG.; V-8 327 ENG.</b>                             |         | Pump Seal Kit.....  | 8624    |
| Pump Complete Rebuilding Kit; W/Two-Raised Mounting Pads.....  | 7910    | Pump Drive Shaft Seal Kit.....                              | 8709    |
| Pump Seal Kit; W/One-Raised Mounting Pads.....   | 8755    | Rack & Pinion Upper Pinion Bearing Kit.....                 | 8571    |
| Pump Seal Kit; W/Two-Raised Mounting Pads.....   | 7918    | Rack & Pinion Lower Pinion Bearing Kit.....                 | 8572    |
| Pump Drive Shaft Seal Kit; W/One-Raised Mounting Pads.....   | 8711    | <b>1989-1987</b>  |         |
| Pump Drive Shaft Seal Kit; W/Two-Raised Mounting Pads.....   | 8709    | <b>4-CYL. 2.0 L ENG.; V-6 2.8 L ENG.</b>                    |         |
| Control Valve Seal Kit.....  | 7864    | Pump Complete Rebuilding Kit; W/16mm Shaft; 1st Design..... | 8561    |
| Power Cyl. Complete Rebuilding Kit.....  | 8537    | Pump Seal Kit; W/16mm Shaft; 1st Design.....                | 8554    |
| Power Cyl. Piston Rod Seal Kit.....  | 7906    | Pump Seal Kit; W/19mm Shaft; 2nd Design.....                | 8624    |
| <b>1964</b>  |         | Pump Drive Shaft Seal Kit; W/16mm Shaft; 1st Design.....    | 8712    |
| <b>4-CYL. 153 ENG.; 6-CYL. 194 ENG.; 6-CYL. 230 ENG.; V-8 283 ENG.</b>   |         | Pump Drive Shaft Seal Kit; W/19mm Shaft; 2nd Design.....    | 8709    |
| Pump Complete Rebuilding Kit; W/Two-Raised Mounting Pads.....  | 7910    | Rack & Pinion Upper Pinion Bearing Kit.....                 | 8571    |
| Pump Seal Kit; W/One-Raised Mounting Pads.....   | 8755    | Rack & Pinion Lower Pinion Bearing Kit.....                 | 8572    |
| Pump Seal Kit; W/Two-Raised Mounting Pads.....   | 7918    | <b>CORVETTE</b>   |         |
| Pump Drive Shaft Seal Kit; W/One-Raised Mounting Pads.....   | 8711    | <b>1995-1992</b>  |         |
| Pump Drive Shaft Seal Kit; W/Two-Raised Mounting Pads.....   | 8709    | <b>V-8 5.7 L ENG.</b>                                       |         |
| Control Valve Seal Kit.....  | 7864    | Pump Complete Rebuilding Kit; Eng. VIN J.....               | 8561    |
| Power Cyl. Complete Rebuilding Kit.....  | 8537    | Pump Seal Kit; Eng. VIN J.....                              | 8554    |
| Power Cyl. Piston Rod Seal Kit.....  | 7906    | Pump Seal Kit; Eng. VIN P.....                              | 8633    |
| <b>1963</b>  |         | Pump Drive Shaft Seal Kit; Eng. VIN J.....                  | 8712    |
| <b>4-CYL. 153 ENG.; 6-CYL. 194 ENG.</b>  |         | Rack & Pinion Seal Kit.....                                 | 8628    |
| Pump Complete Rebuilding Kit; W/Two-Raised Mounting Pads.....  | 7910    | Rack & Pinion Upper Pinion Bearing Kit.....                 | 8571    |
| Pump Seal Kit; W/One-Raised Mounting Pads.....   | 8755    | Rack & Pinion Lower Pinion Bearing Kit.....                 | 8572    |
| Pump Seal Kit; W/Two-Raised Mounting Pads.....   | 7918    | <b>1991-1990</b>  |         |
| Pump Drive Shaft Seal Kit; W/One-Raised Mounting Pads.....   | 8711    | <b>V-8 5.7 L ENG.</b>                                       |         |
| Pump Drive Shaft Seal Kit; W/Two-Raised Mounting Pads.....   | 8709    | Pump Complete Rebuilding Kit; Eng. VIN J.....               | 8561    |
| Control Valve Seal Kit.....  | 7864    | Pump Seal Kit; Eng. VIN 8.....                              | 8633    |
| Power Cyl. Complete Rebuilding Kit.....  | 8537    | Pump Seal Kit; Eng. VIN J.....                              | 8554    |
| Power Cyl. Piston Rod Seal Kit.....  | 7906    | Pump Drive Shaft Seal Kit; Eng. VIN J.....                  | 8712    |
| <b>1962</b>  |         | Rack & Pinion Seal Kit.....                                 | 8628    |
| <b>4-CYL. 153 ENG.</b>   |         | Rack & Pinion Upper Pinion Bearing Kit.....                 | 8571    |
| Pump Complete Rebuilding Kit; W/Two-Raised Mounting Pads.....  | 7910    | Rack & Pinion Lower Pinion Bearing Kit.....                 | 8572    |
| Pump Seal Kit; W/One-Raised Mounting Pads.....   | 8755    | <b>1989-1988</b>  |         |
| Pump Seal Kit; W/Two-Raised Mounting Pads.....   | 7918    | <b>V-8 5.7 L ENG.</b>                                       |         |
| Pump Drive Shaft Seal Kit; W/One-Raised Mounting Pads.....   | 8711    | Pump Seal Kit.....  | 8633    |
| Pump Drive Shaft Seal Kit; W/Two-Raised Mounting Pads.....   | 8709    | Rack & Pinion Seal Kit.....                                 | 8628    |
| Control Valve Seal Kit.....  | 7864    | Rack & Pinion Upper Pinion Bearing Kit.....                 | 8571    |
| Power Cyl. Complete Rebuilding Kit.....  | 8537    | Rack & Pinion Lower Pinion Bearing Kit.....                 | 8572    |
| Power Cyl. Piston Rod Seal Kit.....  | 7906    | <b>1987-1985</b>  |         |
| <b>6-CYL. 194 ENG.</b>   |         | <b>V-8 5.7 L ENG.</b>                                       |         |
| Pump Complete Rebuilding Kit; W/Two-Raised Mounting Pads.....  | 7910    | Pump Seal Kit.....  | 8633    |
| Pump Seal Kit; W/One-Raised Mounting Pads.....   | 8755    | Rack & Pinion Seal Kit; W/FE7, Z52 Suspension.....          | 8608    |
| <b>1962 - Continued</b>  |         | Rack & Pinion Seal Kit; W/O FE7, Z52 Suspension.....        | 8628    |
| <b>6-CYL. 194 ENG. - Continued</b>   |         | Rack & Pinion Upper Pinion Bearing Kit.....                 | 8571    |
| <b>1962 - Continued</b>  |         | Rack & Pinion Lower Pinion Bearing Kit.....                 | 8572    |
| <b>6-CYL. 194 ENG. - Continued</b>   |         | <b>1987-1985</b>  |         |
| <b>1962 - Continued</b>  |         | <b>V-8 5.7 L ENG.</b>                                       |         |
| <b>6-CYL. 194 ENG. - Continued</b>   |         | Pump Seal Kit.....  | 8633    |
| <b>1962 - Continued</b>  |         | Rack & Pinion Seal Kit.....                                 | 8628    |
| <b>6-CYL. 194 ENG. - Continued</b>   |         | Rack & Pinion Upper Pinion Bearing Kit.....                 | 8571    |
| <b>1962 - Continued</b>  |         | Rack & Pinion Lower Pinion Bearing Kit.....                 | 8572    |
| <b>6-CYL. 194 ENG. - Continued</b>   |         | <b>1987-1985</b>  |         |
| <b>1962 - Continued</b>  |         | <b>V-8 5.7 L ENG.</b>                                       |         |
| <b>6-CYL. 194 ENG. - Continued</b>   |         | Pump Seal Kit.....  | 8633    |
| <b>1962 - Continued</b>  |         | Rack & Pinion Seal Kit; W/FE7, Z52 Suspension.....          | 8608    |
| <b>6-CYL. 194 ENG. - Continued</b>   |         | Rack & Pinion Seal Kit; W/O FE7, Z52 Suspension.....        | 8628    |
| <b>1962 - Continued</b>  |         | Rack & Pinion Upper Pinion Bearing Kit.....                 | 8571    |
| <b>6-CYL. 194 ENG. - Continued</b>   |         | Rack & Pinion Lower Pinion Bearing Kit.....                 | 8572    |

☆ See Pages A14 - A15 For Pump or Gear Identification.

☉ Packaged one bushing per box, order as required.

**SYSTEM PUMP & GEAR IDENT.**

**SYSTEM & COMPONENT IDENT.**

**PASS. CARS**

**LIGHT TRUCKS**

**MEDIUM/HEAVY TRUCKS**

**BUSES**

**HOSE NUMERICAL**

**REPAIR KITS**

**KIT NUMERICAL**

**ILLUSTRATIONS**





# Power Steering Repair Kits for Passenger Cars and Light Trucks

| Application  | Kit No. | Application  | Kit No. |
|--|---------|--|---------|
| <b>CHEVROLET - Continued</b>   |         | <b>CHEVROLET - Continued</b>   |         |
| <b>EL CAMINO - Continued</b>   |         | <b>EL CAMINO - Continued</b>   |         |
| <b>1979</b>  |         | <b>1974 - Continued</b>  |         |
| <b>V-6 200 ENG.; V-6 231 ENG.; V-8 267 ENG.; V-8 305 ENG.; V-8 350 ENG.</b>                  |         | <b>V-8 350 ENG.; V-8 400 ENG.; V-8 454 ENG. - Continued</b>                                  |         |
| Pump Complete Rebuilding Kit.....  | 7910    | Stg. Gear Complete Pitman Shaft Seal Kit.....  | 8766    |
| Pump Seal Kit.....   | 7918    | Stg. Gear Lower Pitman Shaft Seal Kit.....   | 7856    |
| Pump Drive Shaft Seal Kit.....   | 8709    | <b>1973</b>  |         |
| Stg. Gear Complete Rebuilding Kit; W/4-Bolt Gear Housing.....                                | 8522    | <b>6-CYL. 250 ENG.; V-8 307 ENG.; V-8 350 ENG.; V-8 454 ENG.</b>                             |         |
| Stg. Gear Complete Rebuilding Kit; W/Ring Retained Housing.....                              | 8529    | Pump Complete Rebuilding Kit.....  | 7910    |
| Stg. Gear Major Seal Kit; W/4-Bolt Gear Housing.....   | 8521    | Pump Seal Kit.....   | 7918    |
| Stg. Gear Major Seal Kit; W/Ring Retained Housing.....                                       | 8528    | Pump Drive Shaft Seal Kit.....   | 8709    |
| Stg. Gear Input Shaft Seal Kit; W/4-Bolt Gear Housing.....                                   | 8525    | Stg. Gear Complete Rebuilding Kit.....   | 7858    |
| Stg. Gear Input Shaft Seal Kit; W/Ring Retained Housing.....                                 | 7095    | Stg. Gear Major Seal Kit.....  | 7860    |
| Stg. Gear Complete Pitman Shaft Seal Kit; W/4-Bolt Gear Housing.....                         | 8766    | Stg. Gear Input Shaft Seal Kit.....  | 7095    |
| Stg. Gear Complete Pitman Shaft Seal Kit; W/Ring Retained Housing.....                       | 8767    | Stg. Gear Complete Pitman Shaft Seal Kit.....  | 8766    |
| Stg. Gear Lower Pitman Shaft Seal Kit; W/4-Bolt Gear Housing.....                            | 7856    | Stg. Gear Lower Pitman Shaft Seal Kit.....   | 7856    |
| Stg. Gear Lower Pitman Shaft Seal Kit; W/Ring Retained Housing.....                          | 8530    | <b>1972-1971</b>   |         |
| <b>1978</b>  |         | <b>6-CYL. 250 ENG.; V-8 307 ENG.; V-8 350 ENG.; V-8 402 ENG.; V-8 454 ENG.</b>               |         |
| <b>V-6 200 ENG.; V-6 231 ENG.; V-8 305 ENG.; V-8 350 ENG.</b>                                |         | Pump Complete Rebuilding Kit.....  | 7910    |
| Pump Complete Rebuilding Kit.....  | 7910    | Pump Seal Kit.....   | 7918    |
| Pump Seal Kit.....   | 7918    | Pump Drive Shaft Seal Kit.....   | 8709    |
| Pump Drive Shaft Seal Kit.....   | 8709    | Stg. Gear Complete Rebuilding Kit.....   | 7858    |
| Stg. Gear Complete Rebuilding Kit; W/4-Bolt Gear Housing.....                                | 7858    | Stg. Gear Major Seal Kit.....  | 7860    |
| Stg. Gear Complete Rebuilding Kit; W/Ring Retained Housing.....                              | 8529    | Stg. Gear Input Shaft Seal Kit.....  | 7095    |
| Stg. Gear Major Seal Kit; W/4-Bolt Gear Housing.....   | 7860    | Stg. Gear Complete Pitman Shaft Seal Kit.....  | 8766    |
| Stg. Gear Major Seal Kit; W/Ring Retained Housing.....                                       | 8528    | Stg. Gear Lower Pitman Shaft Seal Kit.....   | 7856    |
| Stg. Gear Input Shaft Seal Kit.....  | 7095    | <b>1970</b>  |         |
| Stg. Gear Complete Pitman Shaft Seal Kit; W/4-Bolt Gear Housing.....                         | 8766    | <b>6-CYL. 250 ENG.; V-8 307 ENG.; V-8 350 ENG.; V-8 396 ENG.; V-8 402 ENG.; V-8 454 ENG.</b> |         |
| Stg. Gear Complete Pitman Shaft Seal Kit; W/Ring Retained Housing.....                       | 8767    | Pump Complete Rebuilding Kit.....  | 7910    |
| Stg. Gear Lower Pitman Shaft Seal Kit; W/4-Bolt Gear Housing.....                            | 7856    | Pump Seal Kit.....   | 7918    |
| Stg. Gear Lower Pitman Shaft Seal Kit; W/Ring Retained Housing.....                          | 8530    | Pump Drive Shaft Seal Kit.....   | 8709    |
| <b>1977</b>  |         | Stg. Gear Complete Rebuilding Kit.....   | 7858    |
| <b>6-CYL. 250 ENG.; V-8 305 ENG.; V-8 350 ENG.</b>   |         | Stg. Gear Major Seal Kit.....  | 7860    |
| Pump Complete Rebuilding Kit.....  | 7910    | Stg. Gear Input Shaft Seal Kit.....  | 7095    |
| Pump Seal Kit.....   | 7918    | Stg. Gear Complete Pitman Shaft Seal Kit; W/4-Bolt Gear Housing.....                         | 8766    |
| Pump Drive Shaft Seal Kit.....   | 8709    | Stg. Gear Complete Pitman Shaft Seal Kit; W/Ring Retained Housing.....                       | 8767    |
| Stg. Gear Complete Rebuilding Kit; W/4-Bolt Gear Housing.....                                | 7858    | Stg. Gear Lower Pitman Shaft Seal Kit; W/4-Bolt Gear Housing.....                            | 7856    |
| Stg. Gear Complete Rebuilding Kit; W/Ring Retained Housing.....                              | 8529    | Stg. Gear Lower Pitman Shaft Seal Kit; W/Ring Retained Housing.....                          | 8530    |
| Stg. Gear Major Seal Kit; W/4-Bolt Gear Housing.....   | 7860    | <b>1976</b>  |         |
| Stg. Gear Major Seal Kit; W/Ring Retained Housing.....                                       | 8528    | <b>6-CYL. 250 ENG.; V-8 305 ENG.; V-8 350 ENG.; V-8 400 ENG.</b>                             |         |
| Stg. Gear Input Shaft Seal Kit.....  | 7095    | Pump Complete Rebuilding Kit.....  | 7910    |
| Stg. Gear Complete Pitman Shaft Seal Kit; W/4-Bolt Gear Housing.....                         | 8766    | Pump Seal Kit.....   | 7918    |
| Stg. Gear Complete Pitman Shaft Seal Kit; W/Ring Retained Housing.....                       | 8767    | Pump Drive Shaft Seal Kit.....   | 8709    |
| Stg. Gear Lower Pitman Shaft Seal Kit; W/4-Bolt Gear Housing.....                            | 7856    | Stg. Gear Complete Rebuilding Kit.....   | 7858    |
| Stg. Gear Lower Pitman Shaft Seal Kit; W/Ring Retained Housing.....                          | 8530    | Stg. Gear Major Seal Kit.....  | 7860    |
| <b>1975</b>  |         | Stg. Gear Input Shaft Seal Kit.....  | 7095    |
| <b>6-CYL. 250 ENG.; V-8 305 ENG.; V-8 350 ENG.; V-8 400 ENG.</b>                             |         | Stg. Gear Complete Pitman Shaft Seal Kit.....  | 8766    |
| Pump Complete Rebuilding Kit.....  | 7910    | Stg. Gear Lower Pitman Shaft Seal Kit.....   | 7856    |
| Pump Seal Kit.....   | 7918    | <b>1975</b>  |         |
| Pump Drive Shaft Seal Kit.....   | 8709    | <b>6-CYL. 250 ENG.; V-8 350 ENG.; V-8 400 ENG.; V-8 454 ENG.</b>                             |         |
| Stg. Gear Complete Rebuilding Kit.....   | 7858    | Pump Complete Rebuilding Kit.....  | 7910    |
| Stg. Gear Major Seal Kit.....  | 7860    | Pump Seal Kit.....   | 7918    |
| Stg. Gear Input Shaft Seal Kit.....  | 7095    | Pump Drive Shaft Seal Kit.....   | 8709    |
| Stg. Gear Complete Pitman Shaft Seal Kit.....  | 8766    | Stg. Gear Complete Rebuilding Kit.....   | 7858    |
| Stg. Gear Lower Pitman Shaft Seal Kit.....   | 7856    | Stg. Gear Major Seal Kit.....  | 7860    |
| <b>1974</b>  |         | Stg. Gear Input Shaft Seal Kit.....  | 7095    |
| <b>V-8 350 ENG.; V-8 400 ENG.; V-8 454 ENG.</b>  |         | Stg. Gear Complete Pitman Shaft Seal Kit.....  | 8766    |
| Pump Complete Rebuilding Kit.....  | 7910    | Stg. Gear Lower Pitman Shaft Seal Kit.....   | 7856    |
| Pump Seal Kit.....   | 7918    | <b>1969</b>  |         |
| Pump Drive Shaft Seal Kit.....   | 8709    | <b>6-CYL. 230 ENG.; 6-CYL. 250 ENG.; V-8 307 ENG.; V-8 350 ENG.; V-8 396 ENG.</b>            |         |
| Stg. Gear Complete Rebuilding Kit.....   | 7858    | Pump Complete Rebuilding Kit.....  | 7910    |
| Stg. Gear Major Seal Kit.....  | 7860    | Pump Seal Kit.....   | 7918    |
| Stg. Gear Input Shaft Seal Kit.....  | 7095    | Pump Drive Shaft Seal Kit.....   | 8709    |
| Stg. Gear Complete Pitman Shaft Seal Kit.....  | 8766    | Stg. Gear Complete Rebuilding Kit.....   | 7858    |
| Stg. Gear Lower Pitman Shaft Seal Kit.....   | 7856    | Stg. Gear Major Seal Kit.....  | 7860    |
| <b>1974 - Continued</b>  |         | Stg. Gear Input Shaft Seal Kit.....  | 7095    |
| <b>V-8 350 ENG.; V-8 400 ENG.; V-8 454 ENG. - Continued</b>                                  |         | Stg. Gear Complete Pitman Shaft Seal Kit.....  | 8766    |
| Stg. Gear Complete Pitman Shaft Seal Kit.....  | 8766    | Stg. Gear Lower Pitman Shaft Seal Kit.....   | 7856    |
| Stg. Gear Lower Pitman Shaft Seal Kit.....   | 7856    | <b>1968</b>  |         |
| <b>1972-1971</b>   |         | <b>6-CYL. 230 ENG.; 6-CYL. 250 ENG.; V-8 307 ENG.; V-8 327 ENG.; V-8 396 ENG.</b>            |         |
| <b>6-CYL. 250 ENG.; V-8 307 ENG.; V-8 350 ENG.; V-8 402 ENG.; V-8 454 ENG.</b>               |         | Pump Complete Rebuilding Kit; W/Two-Raised Mounting Pads.....                                | 7910    |
| Pump Complete Rebuilding Kit.....  | 7910    | Pump Seal Kit; W/One-Raised Mounting Pads.....   | 8755    |
| Pump Seal Kit.....   | 7918    | Pump Seal Kit; W/Two-Raised Mounting Pads.....   | 7918    |
| Pump Drive Shaft Seal Kit.....   | 8709    | Pump Drive Shaft Seal Kit; W/One-Raised Mounting Pads.....                                   | 8711    |
| Stg. Gear Complete Rebuilding Kit.....   | 7858    | Pump Drive Shaft Seal Kit; W/Two-Raised Mounting Pads.....                                   | 8709    |
| Stg. Gear Major Seal Kit.....  | 7860    | Stg. Gear Complete Rebuilding Kit.....   | 7858    |
| Stg. Gear Input Shaft Seal Kit.....  | 7095    | Stg. Gear Major Seal Kit.....  | 7860    |
| Stg. Gear Complete Pitman Shaft Seal Kit.....  | 8766    | Stg. Gear Input Shaft Seal Kit.....  | 7095    |
| Stg. Gear Lower Pitman Shaft Seal Kit.....   | 7856    | Stg. Gear Complete Pitman Shaft Seal Kit.....  | 8766    |
| <b>1970</b>  |         | Stg. Gear Lower Pitman Shaft Seal Kit.....   | 7856    |
| <b>6-CYL. 250 ENG.; V-8 307 ENG.; V-8 350 ENG.; V-8 396 ENG.; V-8 402 ENG.; V-8 454 ENG.</b> |         | <b>1967</b>  |         |
| Pump Complete Rebuilding Kit.....  | 7910    | <b>6-CYL. 230 ENG.; 6-CYL. 250 ENG.; V-8 283 ENG.; V-8 327 ENG.; V-8 396 ENG.</b>            |         |
| Pump Seal Kit.....   | 7918    | Pump Complete Rebuilding Kit; W/Two-Raised Mounting Pads.....                                | 7910    |
| Pump Drive Shaft Seal Kit.....   | 8709    | Pump Seal Kit; W/One-Raised Mounting Pads.....   | 8755    |
| Stg. Gear Complete Rebuilding Kit.....   | 7858    | Pump Seal Kit; W/Two-Raised Mounting Pads.....   | 7918    |
| Stg. Gear Major Seal Kit.....  | 7860    | Pump Drive Shaft Seal Kit; W/One-Raised Mounting Pads.....                                   | 8711    |
| Stg. Gear Input Shaft Seal Kit.....  | 7095    | Pump Drive Shaft Seal Kit; W/Two-Raised Mounting Pads.....                                   | 8709    |
| Stg. Gear Complete Pitman Shaft Seal Kit.....  | 8766    | Stg. Gear Complete Rebuilding Kit.....   | 7858    |
| Stg. Gear Lower Pitman Shaft Seal Kit.....   | 7856    | Stg. Gear Major Seal Kit.....  | 7860    |
| <b>1969</b>  |         | Stg. Gear Input Shaft Seal Kit.....  | 7095    |
| <b>6-CYL. 230 ENG.; 6-CYL. 250 ENG.; V-8 307 ENG.; V-8 350 ENG.; V-8 396 ENG.</b>            |         | Stg. Gear Complete Pitman Shaft Seal Kit.....  | 8766    |
| Pump Complete Rebuilding Kit.....  | 7910    | Stg. Gear Lower Pitman Shaft Seal Kit.....   | 7856    |
| Pump Seal Kit.....   | 7918    | <b>1967</b>  |         |
| Pump Drive Shaft Seal Kit.....   | 8709    | <b>6-CYL. 230 ENG.; 6-CYL. 250 ENG.; V-8 283 ENG.; V-8 327 ENG.; V-8 396 ENG.</b>            |         |
| Stg. Gear Complete Rebuilding Kit.....   | 7858    | Pump Complete Rebuilding Kit; W/Two-Raised Mounting Pads.....                                | 7910    |
| Stg. Gear Major Seal Kit.....  | 7860    | Pump Seal Kit; W/One-Raised Mounting Pads.....   | 8755    |
| Stg. Gear Input Shaft Seal Kit.....  | 7095    | Pump Seal Kit; W/Two-Raised Mounting Pads.....   | 7918    |
| Stg. Gear Complete Pitman Shaft Seal Kit.....  | 8766    | Pump Drive Shaft Seal Kit; W/One-Raised Mounting Pads.....                                   | 8711    |
| Stg. Gear Lower Pitman Shaft Seal Kit.....   | 7856    | Pump Drive Shaft Seal Kit; W/Two-Raised Mounting Pads.....                                   | 8709    |
| <b>1975</b>  |         | Stg. Gear Complete Rebuilding Kit.....   | 7858    |
| <b>6-CYL. 250 ENG.; V-8 350 ENG.; V-8 400 ENG.; V-8 454 ENG.</b>                             |         | Stg. Gear Major Seal Kit.....  | 7860    |
| Pump Complete Rebuilding Kit.....  | 7910    | Stg. Gear Input Shaft Seal Kit.....  | 7095    |
| Pump Seal Kit.....   | 7918    | Stg. Gear Complete Pitman Shaft Seal Kit.....  | 8766    |
| Pump Drive Shaft Seal Kit.....   | 8709    | Stg. Gear Lower Pitman Shaft Seal Kit.....   | 7856    |
| Stg. Gear Complete Rebuilding Kit.....   | 7858    | <b>1968</b>  |         |
| Stg. Gear Major Seal Kit.....  | 7860    | <b>6-CYL. 230 ENG.; 6-CYL. 250 ENG.; V-8 283 ENG.; V-8 327 ENG.; V-8 396 ENG.</b>            |         |
| Stg. Gear Input Shaft Seal Kit.....  | 7095    | Pump Complete Rebuilding Kit; W/Two-Raised Mounting Pads.....                                | 7910    |
| Stg. Gear Complete Pitman Shaft Seal Kit.....  | 8766    | Pump Seal Kit; W/One-Raised Mounting Pads.....   | 8755    |
| Stg. Gear Lower Pitman Shaft Seal Kit.....   | 7856    | Pump Seal Kit; W/Two-Raised Mounting Pads.....   | 7918    |
| <b>1974</b>  |         | Pump Drive Shaft Seal Kit; W/One-Raised Mounting Pads.....                                   | 8711    |
| <b>V-8 350 ENG.; V-8 400 ENG.; V-8 454 ENG.</b>  |         | Pump Drive Shaft Seal Kit; W/Two-Raised Mounting Pads.....                                   | 8709    |
| Pump Complete Rebuilding Kit.....  | 7910    | Stg. Gear Complete Rebuilding Kit.....   | 7858    |
| Pump Seal Kit.....   | 7918    | Stg. Gear Major Seal Kit.....  | 7860    |
| Pump Drive Shaft Seal Kit.....   | 8709    | Stg. Gear Input Shaft Seal Kit.....  | 7095    |
| Stg. Gear Complete Rebuilding Kit.....   | 7858    | Stg. Gear Complete Pitman Shaft Seal Kit.....  | 8766    |
| Stg. Gear Major Seal Kit.....  | 7860    | Stg. Gear Lower Pitman Shaft Seal Kit.....   | 7856    |
| Stg. Gear Input Shaft Seal Kit.....  | 7095    | <b>1969</b>  |         |
| Stg. Gear Complete Pitman Shaft Seal Kit.....  | 8766    | <b>6-CYL. 230 ENG.; 6-CYL. 250 ENG.; V-8 283 ENG.; V-8 327 ENG.; V-8 396 ENG.</b>            |         |
| Stg. Gear Lower Pitman Shaft Seal Kit.....   | 7856    | Pump Complete Rebuilding Kit; W/Two-Raised Mounting Pads.....                                | 7910    |

☆ See Pages A14 - A15 For Pump or Gear Identification.

⊗ Packaged one bushing per box, order as required.

**SYSTEM PUMP & GEAR IDENT.**

**SYSTEM & COMPONENT IDENT.**

**PASS. CARS**

**LIGHT TRUCKS**

**MEDIUM/HEAVY TRUCKS**

**BUSES**

**HOSE NUMERICAL**

**REPAIR KITS**

**KIT NUMERICAL**

**ILLUSTRATIONS**



# Power Steering Repair Kits for Passenger Cars and Light Trucks

|                           | Application  | Kit No. | Application   | Kit No. |
|---------------------------|--|---------|---|---------|
| SYSTEM PUMP & GEAR IDENT. | <b>CHEVROLET - Continued</b>   |         | <b>CHEVROLET - Continued</b>  |         |
|                           | <b>EL CAMINO - Continued</b>   |         | <b>G SERIES VAN - Continued</b>   |         |
|                           | <b>1966-1965</b>   |         | <b>1987</b>   |         |
| SYSTEM & COMPONENT IDENT. | <b>6-CYL. 194 ENG.; 6-CYL. 230 ENG.; V-8 283 ENG.; V-8 327 ENG.; V-8 396 ENG.</b>            |         | <b>V-6 4.3 L ENG.; V-8 5.0 L ENG.; V-8 6.2 L DIESEL ENG.</b>                    |         |
|                           | Pump Complete Rebuilding Kit; W/Two-Raised Mounting Pads                                     | 7910    | Pump Complete Rebuilding Kit  | 7910    |
|                           | Pump Seal Kit; W/One-Raised Mounting Pads  | 8755    | Pump Seal Kit   | 7918    |
|                           | Pump Seal Kit; W/Two-Raised Mounting Pads  | 7918    | Pump Drive Shaft Seal Kit   | 8709    |
|                           | Pump Drive Shaft Seal Kit; W/One-Raised Mounting Pads  | 8711    | Stg. Gear Complete Rebuilding Kit   | 8524    |
|                           | Pump Drive Shaft Seal Kit; W/Two-Raised Mounting Pads  | 8709    | Stg. Gear Major Seal Kit  | 8523    |
|                           | Stg. Gear Complete Rebuilding Kit  | 7858    | Stg. Gear Input Shaft Seal Kit  | 8525    |
|                           | Stg. Gear Major Seal Kit   | 7860    | Stg. Gear Complete Pitman Shaft Seal Kit  | 8766    |
|                           | Stg. Gear Input Shaft Seal Kit   | 7095    | Stg. Gear Lower Pitman Shaft Seal Kit   | 7856    |
|                           | Stg. Gear Complete Pitman Shaft Seal Kit   | 8766    |   |         |
| PASS. CARS                | <b>1964</b>  |         | <b>V-8 5.7 L ENG.</b>   |         |
|                           | <b>6-CYL. 194 ENG.; 6-CYL. 230 ENG.; V-8 283 ENG.; V-8 327 ENG.</b>                          |         | Pump Complete Rebuilding Kit; Eng. VIN K  |         |
|                           | Pump Complete Rebuilding Kit; W/Two-Raised Mounting Pads                                     | 7910    | Pump Complete Rebuilding Kit; Eng. VIN M  | 7910    |
|                           | Pump Seal Kit; W/One-Raised Mounting Pads  | 8755    | Pump Seal Kit; Eng. VIN K   | 7918    |
|                           | Pump Seal Kit; W/Two-Raised Mounting Pads  | 7918    | Pump Seal Kit; Eng. VIN M   | 8554    |
|                           | Pump Drive Shaft Seal Kit; W/One-Raised Mounting Pads  | 8711    | Pump Drive Shaft Seal Kit; Eng. VIN K   | 8709    |
|                           | Pump Drive Shaft Seal Kit; W/Two-Raised Mounting Pads  | 8709    | Pump Drive Shaft Seal Kit; Eng. VIN M   | 8712    |
|                           | Stg. Gear Complete Rebuilding Kit  | 7858    | Stg. Gear Complete Rebuilding Kit   | 8524    |
|                           | Stg. Gear Major Seal Kit   | 7860    | Stg. Gear Major Seal Kit  | 8523    |
|                           | Stg. Gear Input Shaft Seal Kit   | 7095    | Stg. Gear Input Shaft Seal Kit  | 8525    |
|                           | Stg. Gear Complete Pitman Shaft Seal Kit   | 8766    | Stg. Gear Complete Pitman Shaft Seal Kit  | 8766    |
|                           | Stg. Gear Lower Pitman Shaft Seal Kit  | 7856    | Stg. Gear Lower Pitman Shaft Seal Kit   | 7856    |
| LIGHT TRUCKS              | <b>1964</b>  |         | <b>1986-1985</b>  |         |
|                           | <b>6-CYL. 194 ENG.; 6-CYL. 230 ENG.; V-8 283 ENG.; V-8 327 ENG.</b>                          |         | <b>V-6 4.3 L ENG.</b>   |         |
|                           | Pump Complete Rebuilding Kit; W/Two-Raised Mounting Pads                                     | 7910    | Pump Complete Rebuilding Kit  | 8561    |
|                           | Pump Seal Kit; W/One-Raised Mounting Pads  | 8755    | Pump Seal Kit   | 8554    |
|                           | Pump Seal Kit; W/Two-Raised Mounting Pads  | 7918    | Pump Drive Shaft Seal Kit   | 8712    |
|                           | Pump Drive Shaft Seal Kit; W/One-Raised Mounting Pads  | 8711    | Stg. Gear Complete Rebuilding Kit   | 8524    |
|                           | Pump Drive Shaft Seal Kit; W/Two-Raised Mounting Pads  | 8709    | Stg. Gear Major Seal Kit  | 8523    |
|                           | Stg. Gear Complete Rebuilding Kit  | 7858    | Stg. Gear Input Shaft Seal Kit  | 8525    |
|                           | Stg. Gear Major Seal Kit   | 7860    | Stg. Gear Complete Pitman Shaft Seal Kit  | 8766    |
|                           | Stg. Gear Input Shaft Seal Kit   | 7095    | Stg. Gear Lower Pitman Shaft Seal Kit   | 7856    |
|                           | Stg. Gear Complete Pitman Shaft Seal Kit   | 8766    |   |         |
|                           | Stg. Gear Lower Pitman Shaft Seal Kit  | 7856    | <b>V-8 5.0 L ENG.</b>   |         |
| MEDIUM/HEAVY TRUCKS       | <b>G SERIES VAN</b>  |         | Pump Complete Rebuilding Kit; Eng. VIN F  |         |
|                           | <b>1995-1994</b>   |         | Pump Complete Rebuilding Kit; W/Auto. Trans.; Eng. VIN H                        |         |
|                           | <b>V-6 4.3 L ENG.; V-8 5.0 L ENG.; V-8 5.7 L ENG.; V-8 6.5 L DIESEL ENG.; V-8 7.4 L ENG.</b> |         | Pump Complete Rebuilding Kit; W/Man. Trans.; Eng. VIN H                         |         |
|                           | Pump Complete Rebuilding Kit   | 7910    | Pump Seal Kit; Eng. VIN F   | 7918    |
|                           | Pump Seal Kit  | 7918    | Pump Seal Kit; W/Auto. Trans.; Eng. VIN H                                       | 7918    |
|                           | Pump Drive Shaft Seal Kit  | 8709    | Pump Seal Kit; W/Man. Trans.; Eng. VIN H  | 8554    |
|                           | Stg. Gear Complete Rebuilding Kit  | 8524    | Pump Drive Shaft Seal Kit; Eng. VIN F   | 8709    |
|                           | Stg. Gear Major Seal Kit   | 8523    | Pump Drive Shaft Seal Kit; W/Auto. Trans.; Eng. VIN H                           | 8709    |
|                           | Stg. Gear Input Shaft Seal Kit   | 8525    | Pump Drive Shaft Seal Kit; W/Man. Trans.; Eng. VIN H                            | 8712    |
|                           | Stg. Gear Complete Pitman Shaft Seal Kit   | 8766    | Stg. Gear Complete Rebuilding Kit   | 8524    |
|                           | Stg. Gear Lower Pitman Shaft Seal Kit  | 7856    | Stg. Gear Major Seal Kit  | 8523    |
| BUSES                     | <b>1993-1989</b>   |         | Stg. Gear Input Shaft Seal Kit  |         |
|                           | <b>V-6 4.3 L ENG.; V-8 5.0 L ENG.; V-8 5.7 L ENG.; V-8 6.2 L DIESEL ENG.; V-8 7.4 L ENG.</b> |         | Stg. Gear Complete Pitman Shaft Seal Kit  |         |
|                           | Pump Complete Rebuilding Kit   | 7910    | Stg. Gear Lower Pitman Shaft Seal Kit   | 8766    |
|                           | Pump Seal Kit  | 7918    |   |         |
|                           | Pump Drive Shaft Seal Kit  | 8709    | <b>V-8 5.7 L ENG.</b>   |         |
|                           | Stg. Gear Complete Rebuilding Kit  | 8524    | Pump Complete Rebuilding Kit; Eng. VIN M  | 8561    |
|                           | Stg. Gear Major Seal Kit   | 8523    | Pump Seal Kit; Eng. VIN M   | 8554    |
|                           | Stg. Gear Input Shaft Seal Kit   | 8525    | Pump Drive Shaft Seal Kit; Eng. VIN M   | 8712    |
|                           | Stg. Gear Complete Pitman Shaft Seal Kit   | 8766    | Stg. Gear Complete Rebuilding Kit; Eng. VIN M                                   | 8524    |
|                           | Stg. Gear Lower Pitman Shaft Seal Kit  | 7856    | Stg. Gear Major Seal Kit; Eng. VIN M  | 8523    |
| HOSE NUMERICAL            | <b>1988</b>  |         | Stg. Gear Input Shaft Seal Kit; Eng. VIN M                                      |         |
|                           | <b>V-6 4.3 L ENG.; V-8 5.0 L ENG.; V-8 6.2 L DIESEL ENG.; V-8 7.4 L ENG.</b>                 |         | Stg. Gear Complete Pitman Shaft Seal Kit; Eng. VIN M                            |         |
|                           | Pump Complete Rebuilding Kit   | 7910    | Stg. Gear Lower Pitman Shaft Seal Kit; Eng. VIN M                               | 8766    |
|                           | Pump Seal Kit  | 7918    |   |         |
|                           | Pump Drive Shaft Seal Kit  | 8709    | <b>V-8 6.2 L DIESEL ENG.</b>  |         |
|                           | Stg. Gear Complete Rebuilding Kit  | 8524    | Pump Complete Rebuilding Kit  | 7910    |
|                           | Stg. Gear Major Seal Kit   | 8523    | Pump Seal Kit   | 7918    |
|                           | Stg. Gear Input Shaft Seal Kit   | 8525    | Pump Drive Shaft Seal Kit   | 8709    |
|                           | Stg. Gear Complete Pitman Shaft Seal Kit   | 8766    | Stg. Gear Complete Rebuilding Kit   | 8524    |
|                           | Stg. Gear Lower Pitman Shaft Seal Kit  | 7856    | Stg. Gear Major Seal Kit  | 8523    |
| REPAIR KITS               | <b>1988</b>  |         | Stg. Gear Input Shaft Seal Kit  |         |
|                           | <b>V-6 4.3 L ENG.; V-8 5.0 L ENG.; V-8 6.2 L DIESEL ENG.; V-8 7.4 L ENG.</b>                 |         | Stg. Gear Complete Pitman Shaft Seal Kit  |         |
|                           | Pump Complete Rebuilding Kit   | 7910    | Stg. Gear Lower Pitman Shaft Seal Kit   | 8766    |
|                           | Pump Seal Kit  | 7918    |   |         |
|                           | Pump Drive Shaft Seal Kit  | 8709    | <b>1984-1983</b>  |         |
|                           | Stg. Gear Complete Rebuilding Kit  | 8524    | <b>6-CYL. 4.1 L ENG.; V-8 5.0 L ENG.; V-8 5.7 L ENG.; V-8 6.2 L DIESEL ENG.</b> |         |
|                           | Stg. Gear Major Seal Kit   | 8523    | Pump Complete Rebuilding Kit  | 7910    |
|                           | Stg. Gear Input Shaft Seal Kit   | 8525    | Pump Seal Kit   | 7918    |
|                           | Stg. Gear Complete Pitman Shaft Seal Kit   | 8766    | Pump Drive Shaft Seal Kit   | 8709    |
|                           | Stg. Gear Lower Pitman Shaft Seal Kit  | 7856    | Stg. Gear Complete Rebuilding Kit   | 8524    |
| KIT NUMERICAL             | <b>V-8 5.7 L ENG.</b>  |         | Stg. Gear Major Seal Kit  |         |
|                           | Pump Complete Rebuilding Kit; Eng. VIN K   | 7910    | Stg. Gear Input Shaft Seal Kit  | 8525    |
|                           | Pump Complete Rebuilding Kit; Eng. VIN M   | 8561    | Stg. Gear Complete Pitman Shaft Seal Kit  | 8766    |
|                           | Pump Seal Kit; Eng. VIN K  | 7918    | Stg. Gear Lower Pitman Shaft Seal Kit   | 7856    |
|                           | Pump Seal Kit; Eng. VIN M  | 8554    |   |         |
|                           | Pump Drive Shaft Seal Kit; Eng. VIN K  | 8709    | <b>1984-1983</b>  |         |
|                           | Pump Drive Shaft Seal Kit; Eng. VIN M  | 8712    | <b>6-CYL. 4.1 L ENG.; V-8 5.0 L ENG.; V-8 5.7 L ENG.; V-8 6.2 L DIESEL ENG.</b> |         |
|                           | Stg. Gear Complete Rebuilding Kit  | 8524    | Pump Complete Rebuilding Kit  | 7910    |
|                           | Stg. Gear Major Seal Kit   | 8523    | Pump Seal Kit   | 7918    |
|                           | Stg. Gear Input Shaft Seal Kit   | 8525    | Pump Drive Shaft Seal Kit   | 8709    |
|                           | Stg. Gear Complete Pitman Shaft Seal Kit   | 8766    | Stg. Gear Complete Rebuilding Kit   | 8524    |
|                           | Stg. Gear Lower Pitman Shaft Seal Kit  | 7856    | Stg. Gear Major Seal Kit  | 8523    |
| ILLUSTRATIONS             | <b>V-8 5.7 L ENG.</b>  |         | Stg. Gear Input Shaft Seal Kit  |         |
|                           | Pump Complete Rebuilding Kit; Eng. VIN K   | 7910    | Stg. Gear Complete Pitman Shaft Seal Kit  | 8766    |
|                           | Pump Complete Rebuilding Kit; Eng. VIN M   | 8561    | Stg. Gear Lower Pitman Shaft Seal Kit   | 7856    |
|                           | Pump Seal Kit; Eng. VIN K  | 7918    |   |         |
|                           | Pump Seal Kit; Eng. VIN M  | 8554    |   |         |
|                           | Pump Drive Shaft Seal Kit; Eng. VIN K  | 8709    |   |         |
|                           | Pump Drive Shaft Seal Kit; Eng. VIN M  | 8712    |   |         |
|                           | Stg. Gear Complete Rebuilding Kit  | 8524    |   |         |
|                           | Stg. Gear Major Seal Kit   | 8523    |   |         |
|                           | Stg. Gear Input Shaft Seal Kit   | 8525    |   |         |
|                           | Stg. Gear Complete Pitman Shaft Seal Kit   | 8766    |   |         |
|                           | Stg. Gear Lower Pitman Shaft Seal Kit  | 7856    |   |         |

☆ See Pages A14 - A15 For Pump or Gear Identification.

⊗ Packaged one bushing per box, order as required.

# Power Steering Repair Kits for Passenger Cars and Light Trucks

| Application   | Kit No. | Application   | Kit No. |
|---|---------|---|---------|
| <b>CHEVROLET - Continued</b>  |         | <b>CHEVROLET - Continued</b>  |         |
| <b>G SERIES VAN - Continued</b>   |         | <b>G SERIES VAN - Continued</b>   |         |
| <b>1982-1981</b>  |         | <b>1973-1971</b>  |         |
| <b>6-CYL. 4.1 L ENG.; V-8 5.0 L ENG.; V-8 5.7 L ENG.</b>                          |         | <b>6-CYL. 250 ENG.; V-8 307 ENG.; V-8 350 ENG.</b>  |         |
| Pump Complete Rebuilding Kit.....   | 7910    | Pump Complete Rebuilding Kit.....   | 7910    |
| Pump Seal Kit.....  | 7918    | Pump Seal Kit.....  | 7918    |
| Pump Drive Shaft Seal Kit.....  | 8709    | Pump Drive Shaft Seal Kit.....  | 8709    |
| Stg. Gear Complete Rebuilding Kit.....  | 8524    | Stg. Gear Complete Rebuilding Kit.....  | 7857    |
| Stg. Gear Major Seal Kit.....   | 8523    | Stg. Gear Major Seal Kit.....   | 7859    |
| Stg. Gear Input Shaft Seal Kit.....   | 8525    | Stg. Gear Input Shaft Seal Kit.....   | 7095    |
| Stg. Gear Complete Pitman Shaft Seal Kit.....                                     | 8766    | Stg. Gear Complete Pitman Shaft Seal Kit.....   | 8766    |
| Stg. Gear Lower Pitman Shaft Seal Kit.....  | 7856    | Stg. Gear Lower Pitman Shaft Seal Kit.....  | 7856    |
| <b>1980</b>   |         | <b>IMPALA</b>   |         |
| <b>6-CYL. 4.1 L ENG.; V-8 5.0 L ENG.; V-8 5.7 L ENG.; V-8 6.6 L ENG.</b>          |         | <b>1985</b>   |         |
| Pump Complete Rebuilding Kit.....   | 7910    | <b>V-6 3.8 L ENG. (CANADA); V-6 4.3 L ENG.; V-8 5.0 L ENG.; V-8 5.7 L ENG.; V-8 5.7 L DIESEL ENG.</b> |         |
| Pump Seal Kit.....  | 7918    | Pump Complete Rebuilding Kit.....   | 7910    |
| Pump Drive Shaft Seal Kit.....  | 8709    | Pump Seal Kit.....  | 7918    |
| Stg. Gear Complete Rebuilding Kit; 1st Design; W/Casting No. 7802644L.....        | 7857    | Pump Drive Shaft Seal Kit.....  | 8709    |
| Stg. Gear Complete Rebuilding Kit; 2nd Design; W/Casting No. 7802644.....         | 8524    | Stg. Gear Complete Rebuilding Kit.....  | 8522    |
| Stg. Gear Major Seal Kit; 1st Design; W/Casting No. 7802644L.....                 | 7859    | Stg. Gear Major Seal Kit.....   | 8521    |
| Stg. Gear Major Seal Kit; 2nd Design; W/Casting No. 7802644.....                  | 8523    | Stg. Gear Input Shaft Seal Kit.....   | 8525    |
| Stg. Gear Input Shaft Seal Kit; 1st Design; W/Casting No. 7802644L.....           | 7095    | Stg. Gear Complete Pitman Shaft Seal Kit.....   | 8766    |
| Stg. Gear Input Shaft Seal Kit; 2nd Design; W/Casting No. 7802644.....            | 8525    | Stg. Gear Lower Pitman Shaft Seal Kit.....  | 7856    |
| Stg. Gear Complete Pitman Shaft Seal Kit.....                                     | 8766    | <b>1984-1983</b>  |         |
| Stg. Gear Lower Pitman Shaft Seal Kit.....  | 7856    | <b>V-6 3.8 L ENG.; V-8 5.0 L ENG.; V-8 5.7 L ENG.; V-8 5.7 L DIESEL ENG.</b>                          |         |
| <b>1979</b>   |         | Pump Complete Rebuilding Kit.....   | 7910    |
| <b>6-CYL. 250 ENG.; V-8 305 ENG.; V-8 350 ENG.; V-8 400 ENG.</b>                  |         | Pump Seal Kit.....  | 7918    |
| Pump Complete Rebuilding Kit.....   | 7910    | Pump Drive Shaft Seal Kit.....  | 8709    |
| Pump Seal Kit.....  | 7918    | Stg. Gear Complete Rebuilding Kit.....  | 8522    |
| Pump Drive Shaft Seal Kit.....  | 8709    | Stg. Gear Major Seal Kit.....   | 8521    |
| Stg. Gear Complete Rebuilding Kit; 1st Design; W/Casting No. 7802644L.....        | 7857    | Stg. Gear Input Shaft Seal Kit.....   | 8525    |
| Stg. Gear Complete Rebuilding Kit; 2nd Design; W/Casting No. 7802644.....         | 8524    | Stg. Gear Complete Pitman Shaft Seal Kit.....   | 8766    |
| Stg. Gear Major Seal Kit; 1st Design; W/Casting No. 7802644L.....                 | 7859    | Stg. Gear Lower Pitman Shaft Seal Kit.....  | 7856    |
| Stg. Gear Major Seal Kit; 2nd Design; W/Casting No. 7802644.....                  | 8523    | <b>1982-1980</b>  |         |
| Stg. Gear Input Shaft Seal Kit; 1st Design; W/Casting No. 7802644L.....           | 7095    | <b>V-6 3.8 L ENG.; V-8 4.4 L ENG.; V-8 5.0 L ENG.; V-8 5.7 L ENG.; V-8 5.7 L DIESEL ENG.</b>          |         |
| Stg. Gear Input Shaft Seal Kit; 2nd Design; W/Casting No. 7802644.....            | 8525    | Pump Complete Rebuilding Kit.....   | 7910    |
| Stg. Gear Complete Pitman Shaft Seal Kit.....                                     | 8766    | Pump Seal Kit.....  | 7918    |
| Stg. Gear Lower Pitman Shaft Seal Kit.....  | 7856    | Pump Drive Shaft Seal Kit.....  | 8709    |
| <b>1978-1977</b>  |         | Stg. Gear Complete Rebuilding Kit.....  | 8522    |
| <b>6-CYL. 250 ENG.; 6-CYL. 292 ENG.; V-8 305 ENG.; V-8 350 ENG.; V-8 400 ENG.</b> |         | Stg. Gear Major Seal Kit.....   | 8521    |
| Pump Complete Rebuilding Kit.....   | 7910    | Stg. Gear Input Shaft Seal Kit.....   | 8525    |
| Pump Seal Kit.....  | 7918    | Stg. Gear Complete Pitman Shaft Seal Kit.....   | 8766    |
| Pump Drive Shaft Seal Kit.....  | 8709    | Stg. Gear Lower Pitman Shaft Seal Kit.....  | 7856    |
| Stg. Gear Complete Rebuilding Kit.....  | 7857    | <b>1979</b>   |         |
| Stg. Gear Major Seal Kit.....   | 7859    | <b>6-CYL. 250 ENG.; V-8 305 ENG.; V-8 350 ENG.</b>  |         |
| Stg. Gear Input Shaft Seal Kit.....   | 7095    | Pump Complete Rebuilding Kit.....   | 7910    |
| Stg. Gear Complete Pitman Shaft Seal Kit.....                                     | 8766    | Pump Seal Kit.....  | 7918    |
| Stg. Gear Lower Pitman Shaft Seal Kit.....  | 7856    | Pump Drive Shaft Seal Kit.....  | 8709    |
| <b>1976-1975</b>  |         | Stg. Gear Complete Rebuilding Kit.....  | 8522    |
| <b>6-CYL. 250 ENG.; 6-CYL. 292 ENG.; V-8 350 ENG.; V-8 400 ENG.</b>               |         | Stg. Gear Major Seal Kit.....   | 8521    |
| Pump Complete Rebuilding Kit.....   | 7910    | Stg. Gear Input Shaft Seal Kit.....   | 8525    |
| Pump Seal Kit.....  | 7918    | Stg. Gear Complete Pitman Shaft Seal Kit.....   | 8766    |
| Pump Drive Shaft Seal Kit.....  | 8709    | Stg. Gear Lower Pitman Shaft Seal Kit.....  | 7856    |
| Stg. Gear Complete Rebuilding Kit.....  | 7857    | <b>1978-1977</b>  |         |
| Stg. Gear Major Seal Kit.....   | 7859    | <b>6-CYL. 250 ENG.; V-8 305 ENG.; V-8 350 ENG.</b>  |         |
| Stg. Gear Input Shaft Seal Kit.....   | 7095    | Pump Complete Rebuilding Kit.....   | 7910    |
| Stg. Gear Complete Pitman Shaft Seal Kit.....                                     | 8766    | Pump Seal Kit.....  | 7918    |
| Stg. Gear Lower Pitman Shaft Seal Kit.....  | 7856    | Pump Drive Shaft Seal Kit.....  | 8709    |
| <b>1974</b>   |         | Stg. Gear Complete Rebuilding Kit.....  | 8522    |
| <b>6-CYL. 250 ENG.; 6-CYL. 292 ENG.; V-8 350 ENG.</b>                             |         | Stg. Gear Major Seal Kit.....   | 8521    |
| Pump Complete Rebuilding Kit.....   | 7910    | Stg. Gear Input Shaft Seal Kit.....   | 8525    |
| Pump Seal Kit.....  | 7918    | Stg. Gear Complete Pitman Shaft Seal Kit.....   | 8766    |
| Pump Drive Shaft Seal Kit.....  | 8709    | Stg. Gear Lower Pitman Shaft Seal Kit.....  | 7856    |
| Stg. Gear Complete Rebuilding Kit.....  | 7857    | <b>1978-1977</b>  |         |
| Stg. Gear Major Seal Kit.....   | 7859    | <b>6-CYL. 250 ENG.; V-8 305 ENG.; V-8 350 ENG.</b>  |         |
| Stg. Gear Input Shaft Seal Kit.....   | 7095    | Pump Complete Rebuilding Kit.....   | 7910    |
| Stg. Gear Complete Pitman Shaft Seal Kit.....                                     | 8766    | Pump Seal Kit.....  | 7918    |
| Stg. Gear Lower Pitman Shaft Seal Kit.....  | 7856    | Pump Drive Shaft Seal Kit.....  | 8709    |
| <b>1976-1975</b>  |         | Stg. Gear Complete Rebuilding Kit.....  | 8522    |
| <b>6-CYL. 250 ENG.; 6-CYL. 292 ENG.; V-8 350 ENG.; V-8 400 ENG.</b>               |         | Stg. Gear Major Seal Kit.....   | 8521    |
| Pump Complete Rebuilding Kit.....   | 7910    | Stg. Gear Input Shaft Seal Kit.....   | 8525    |
| Pump Seal Kit.....  | 7918    | Stg. Gear Complete Pitman Shaft Seal Kit.....   | 8766    |
| Pump Drive Shaft Seal Kit.....  | 8709    | Stg. Gear Lower Pitman Shaft Seal Kit.....  | 7856    |
| Stg. Gear Complete Rebuilding Kit.....  | 7857    | <b>1978-1977</b>  |         |
| Stg. Gear Major Seal Kit.....   | 7859    | <b>6-CYL. 250 ENG.; V-8 305 ENG.; V-8 350 ENG.</b>  |         |
| Stg. Gear Input Shaft Seal Kit.....   | 7095    | Pump Complete Rebuilding Kit.....   | 7910    |
| Stg. Gear Complete Pitman Shaft Seal Kit.....                                     | 8766    | Pump Seal Kit.....  | 7918    |
| Stg. Gear Lower Pitman Shaft Seal Kit.....  | 7856    | Pump Drive Shaft Seal Kit.....  | 8709    |
| <b>1974</b>   |         | Stg. Gear Complete Rebuilding Kit.....  | 8522    |
| <b>6-CYL. 250 ENG.; 6-CYL. 292 ENG.; V-8 350 ENG.</b>                             |         | Stg. Gear Major Seal Kit.....   | 8521    |
| Pump Complete Rebuilding Kit.....   | 7910    | Stg. Gear Input Shaft Seal Kit.....   | 8525    |
| Pump Seal Kit.....  | 7918    | Stg. Gear Complete Pitman Shaft Seal Kit.....   | 8766    |
| Pump Drive Shaft Seal Kit.....  | 8709    | Stg. Gear Lower Pitman Shaft Seal Kit.....  | 7856    |
| Stg. Gear Complete Rebuilding Kit.....  | 7857    | <b>1976-1974</b>  |         |
| Stg. Gear Major Seal Kit.....   | 7859    | <b>V-8 350 ENG.; V-8 400 ENG.</b>   |         |
| Stg. Gear Input Shaft Seal Kit.....   | 7095    | Pump Complete Rebuilding Kit.....   | 7910    |
| Stg. Gear Complete Pitman Shaft Seal Kit.....                                     | 8766    | Pump Seal Kit.....  | 7918    |
| Stg. Gear Lower Pitman Shaft Seal Kit.....  | 7856    | Pump Drive Shaft Seal Kit.....  | 8709    |
| <b>1976-1975</b>  |         | Stg. Gear Complete Rebuilding Kit.....  | 8522    |
| <b>6-CYL. 250 ENG.; 6-CYL. 292 ENG.; V-8 350 ENG.; V-8 400 ENG.</b>               |         | Stg. Gear Major Seal Kit.....   | 8521    |
| Pump Complete Rebuilding Kit.....   | 7910    | Stg. Gear Input Shaft Seal Kit.....   | 8525    |
| Pump Seal Kit.....  | 7918    | Stg. Gear Complete Pitman Shaft Seal Kit.....   | 8766    |
| Pump Drive Shaft Seal Kit.....  | 8709    | Stg. Gear Lower Pitman Shaft Seal Kit.....  | 7856    |
| Stg. Gear Complete Rebuilding Kit.....  | 7857    | <b>1976-1974</b>  |         |
| Stg. Gear Major Seal Kit.....   | 7859    | <b>V-8 350 ENG.; V-8 400 ENG.</b>   |         |
| Stg. Gear Input Shaft Seal Kit.....   | 7095    | Pump Complete Rebuilding Kit.....   | 7910    |
| Stg. Gear Complete Pitman Shaft Seal Kit.....                                     | 8766    | Pump Seal Kit.....  | 7918    |
| Stg. Gear Lower Pitman Shaft Seal Kit.....  | 7856    | Pump Drive Shaft Seal Kit.....  | 8709    |
| <b>1974</b>   |         | Stg. Gear Complete Rebuilding Kit.....  | 8522    |
| <b>6-CYL. 250 ENG.; 6-CYL. 292 ENG.; V-8 350 ENG.</b>                             |         | Stg. Gear Major Seal Kit.....   | 8521    |
| Pump Complete Rebuilding Kit.....   | 7910    | Stg. Gear Input Shaft Seal Kit.....   | 8525    |
| Pump Seal Kit.....  | 7918    | Stg. Gear Complete Pitman Shaft Seal Kit.....   | 8766    |
| Pump Drive Shaft Seal Kit.....  | 8709    | Stg. Gear Lower Pitman Shaft Seal Kit.....  | 7856    |
| Stg. Gear Complete Rebuilding Kit.....  | 7857    | <b>1976-1974</b>  |         |
| Stg. Gear Major Seal Kit.....   | 7859    | <b>V-8 350 ENG.; V-8 400 ENG.</b>   |         |
| Stg. Gear Input Shaft Seal Kit.....   | 7095    | Pump Complete Rebuilding Kit.....   | 7910    |
| Stg. Gear Complete Pitman Shaft Seal Kit.....                                     | 8766    | Pump Seal Kit.....  | 7918    |
| Stg. Gear Lower Pitman Shaft Seal Kit.....  | 7856    | Pump Drive Shaft Seal Kit.....  | 8709    |

SYSTEM  
PUMP &  
GEAR  
IDENT.

SYSTEM &  
COM-  
PONENT  
IDENT.

PASS.  
CARS

LIGHT  
TRUCKS

MEDIUM/  
HEAVY  
TRUCKS

BUSES

HOSE  
NUMER-  
ICAL

REPAIR  
KITS

KIT  
NUMER-  
ICAL

ILLUSTRATIONS

☆ See Pages A14 - A15 For Pump or Gear Identification.

☉ Packaged one bushing per box, order as required.

# Power Steering Repair Kits for Passenger Cars and Light Trucks

|                           | Application  | Kit No.                                       | Application  | Kit No.   |      |
|---------------------------|--|---|--|---|------|
| SYSTEM PUMP & GEAR IDENT. | <b>CHEVROLET - Continued</b>                               |   | <b>CHEVROLET - Continued</b>                               |   |      |
|                           | <b>IMPALA - Continued</b>                                  |   | <b>IMPALA - Continued</b>                                  |   |      |
|                           | 1976-1974 - Continued                                      |   | 1969 - Continued   |   |      |
|                           | V-8 350 ENG.; V-8 400 ENG. - Continued                     |   | 6-CYL. 250 ENG.; V-8 327 ENG.; V-8 350 ENG.; V-8 396 ENG.; |   |      |
|                           |  | Stg. Gear Lower Pitman Shaft Seal Kit.....    | 7856   | V-8 427 ENG. - Continued                                      |      |
|                           | <b>V-8 454 ENG.</b>  |   |  | Stg. Gear Complete Rebuilding Kit.....                        | 7858 |
|                           |  | Pump Complete Rebuilding Kit.....             | 7910   | Stg. Gear Major Seal Kit.....                                 | 7860 |
|                           |  | Pump Seal Kit.....                            | 7918   | Stg. Gear Input Shaft Seal Kit.....                           | 7095 |
|                           |  | Pump Drive Shaft Seal Kit.....                | 8709   | Stg. Gear Complete Pitman Shaft Seal Kit.....                 | 8766 |
|                           |  | Stg. Gear Complete Rebuilding Kit.....        | 7857   | Stg. Gear Lower Pitman Shaft Seal Kit.....                    | 7856 |
| SYSTEM & COMPONENT IDENT. |  | Stg. Gear Major Seal Kit.....                 | 7859   |   |      |
|                           |  | Stg. Gear Input Shaft Seal Kit.....           | 7095   | <b>1968</b>   |      |
|                           |  | Stg. Gear Complete Pitman Shaft Seal Kit..... | 8766   | 6-CYL. 250 ENG.; V-8 307 ENG.; V-8 327 ENG.; V-8 396 ENG.;    |      |
|                           |  | Stg. Gear Lower Pitman Shaft Seal Kit.....    | 7856   | V-8 427 ENG.  |      |
|                           | <b>1973</b>  |   |  | Pump Complete Rebuilding Kit.....                             | 7910 |
|                           | 6-CYL. 250 ENG.; V-8 350 ENG.; V-8 400 ENG.                |   |  | Pump Seal Kit.....  | 7918 |
|                           |  | Pump Complete Rebuilding Kit.....             | 7910   | Pump Drive Shaft Seal Kit.....                                | 8709 |
|                           |  | Pump Seal Kit.....                            | 7918   | Stg. Gear Complete Rebuilding Kit.....                        | 7858 |
|                           |  | Pump Drive Shaft Seal Kit.....                | 8709   | Stg. Gear Major Seal Kit.....                                 | 7860 |
|                           |  | Stg. Gear Complete Rebuilding Kit.....        | 7858   | Stg. Gear Input Shaft Seal Kit.....                           | 7095 |
| PASS. CARS                |  | Stg. Gear Major Seal Kit.....                 | 7860   | Stg. Gear Complete Pitman Shaft Seal Kit.....                 |      |
|                           |  | Stg. Gear Input Shaft Seal Kit.....           | 7095   | Stg. Gear Lower Pitman Shaft Seal Kit.....                    |      |
|                           |  | Stg. Gear Complete Pitman Shaft Seal Kit..... | 8766   |   |      |
|                           |  | Stg. Gear Lower Pitman Shaft Seal Kit.....    | 7856   | <b>1967</b>   |      |
|                           | <b>V-8 454 ENG.</b>  |   |  | 6-CYL. 250 ENG.; V-8 283 ENG.; V-8 327 ENG.; V-8 396 ENG.;    |      |
|                           |  | Pump Complete Rebuilding Kit.....             | 7910   | V-8 427 ENG.  |      |
|                           |  | Pump Seal Kit.....                            | 7918   | Pump Complete Rebuilding Kit.....                             | 7910 |
|                           |  | Pump Drive Shaft Seal Kit.....                | 8709   | Pump Seal Kit.....  | 7918 |
|                           |  | Stg. Gear Complete Rebuilding Kit.....        | 7857   | Pump Drive Shaft Seal Kit.....                                | 8709 |
|                           |  | Stg. Gear Major Seal Kit.....                 | 7859   | Stg. Gear Complete Rebuilding Kit.....                        | 7858 |
| LIGHT TRUCKS              |  | Stg. Gear Input Shaft Seal Kit.....           | 7095   | Stg. Gear Major Seal Kit.....                                 |      |
|                           |  | Stg. Gear Complete Pitman Shaft Seal Kit..... | 8766   | Stg. Gear Input Shaft Seal Kit.....                           |      |
|                           |  | Stg. Gear Lower Pitman Shaft Seal Kit.....    | 7856   | Stg. Gear Complete Pitman Shaft Seal Kit.....                 |      |
|                           |  |   |  | Stg. Gear Lower Pitman Shaft Seal Kit.....                    |      |
|                           | <b>1972-1971</b>   |   |  |   |      |
|                           | 6-CYL. 250 ENG.; V-8 350 ENG.; V-8 400 ENG.; V-8 402 ENG.  |   |  | <b>1966</b>   |      |
|                           |  | Pump Complete Rebuilding Kit.....             | 7910   | 6-CYL. 250 ENG.; V-8 283 ENG.; V-8 327 ENG.; V-8 396 ENG.;    |      |
|                           |  | Pump Seal Kit.....                            | 7918   | V-8 427 ENG.  |      |
|                           |  | Pump Drive Shaft Seal Kit.....                | 8709   | Pump Complete Rebuilding Kit; W/Two-Raised Mounting Pads..... |      |
|                           |  | Stg. Gear Complete Rebuilding Kit.....        | 7858   | Pump Seal Kit; W/One-Raised Mounting Pads.....                |      |
|                           | Stg. Gear Major Seal Kit.....                              | 7860  | Pump Seal Kit; W/Two-Raised Mounting Pads.....             |   |      |
|                           | Stg. Gear Input Shaft Seal Kit.....                        | 7095  | Pump Drive Shaft Seal Kit; W/One-Raised Mounting Pads..... |   |      |
|                           | Stg. Gear Complete Pitman Shaft Seal Kit.....              | 8766  | Pump Drive Shaft Seal Kit; W/Two-Raised Mounting Pads..... |   |      |
| MEDIUM/HEAVY TRUCKS       |  | Stg. Gear Lower Pitman Shaft Seal Kit.....    | 7856   | Stg. Gear Complete Rebuilding Kit.....                        |      |
|                           | <b>V-8 454 ENG.</b>  |   |  | Stg. Gear Major Seal Kit.....                                 |      |
|                           |  | Pump Complete Rebuilding Kit.....             | 7910   | Stg. Gear Input Shaft Seal Kit.....                           |      |
|                           |  | Pump Seal Kit.....                            | 7918   | Stg. Gear Complete Pitman Shaft Seal Kit.....                 |      |
|                           |  | Pump Drive Shaft Seal Kit.....                | 8709   | Stg. Gear Lower Pitman Shaft Seal Kit.....                    |      |
|                           |  | Stg. Gear Complete Rebuilding Kit.....        | 7857   |   |      |
|                           |  | Stg. Gear Major Seal Kit.....                 | 7859   | <b>1965</b>   |      |
|                           |  | Stg. Gear Input Shaft Seal Kit.....           | 7095   | 6-CYL. 230 ENG.; 6-CYL. 250 ENG.; V-8 283 ENG.; V-8 327       |      |
|                           |  | Stg. Gear Complete Pitman Shaft Seal Kit..... | 8766   | ENG.; V-8 396 ENG.; V-8 409 ENG.                              |      |
|                           |  | Stg. Gear Lower Pitman Shaft Seal Kit.....    | 7856   | Pump Complete Rebuilding Kit; W/Two-Raised Mounting Pads..... |      |
| BUSES                     |  |   |  | Pump Seal Kit; W/One-Raised Mounting Pads.....                |      |
|                           | <b>1970</b>  |   |  | Pump Seal Kit; W/Two-Raised Mounting Pads.....                |      |
|                           | 6-CYL. 250 ENG.; V-8 350 ENG.; V-8 400 ENG.                |   |  | Pump Drive Shaft Seal Kit; W/One-Raised Mounting Pads.....    |      |
|                           |  | Pump Complete Rebuilding Kit.....             | 7910   | Pump Drive Shaft Seal Kit; W/Two-Raised Mounting Pads.....    |      |
|                           |  | Pump Seal Kit.....                            | 7918   | Stg. Gear Complete Rebuilding Kit.....                        |      |
|                           |  | Pump Drive Shaft Seal Kit.....                | 8709   | Stg. Gear Major Seal Kit.....                                 |      |
|                           |  | Stg. Gear Complete Rebuilding Kit.....        | 7857   | Stg. Gear Input Shaft Seal Kit.....                           |      |
|                           |  | Stg. Gear Major Seal Kit.....                 | 7859   | Stg. Gear Complete Pitman Shaft Seal Kit.....                 |      |
|                           |  | Stg. Gear Input Shaft Seal Kit.....           | 7095   | Stg. Gear Lower Pitman Shaft Seal Kit.....                    |      |
|                           |  | Stg. Gear Complete Pitman Shaft Seal Kit..... | 8766   |   |      |
| HOSE NUMERICAL            |  | Stg. Gear Lower Pitman Shaft Seal Kit.....    | 7856   | <b>1964</b>   |      |
|                           | <b>1970</b>  |   |  | 6-CYL. 230 ENG.; V-8 283 ENG.; V-8 327 ENG.; V-8 409 ENG.     |      |
|                           | 6-CYL. 250 ENG.; V-8 350 ENG.; V-8 400 ENG.                |   |  | Pump Complete Rebuilding Kit; W/Two-Raised Mounting Pads..... |      |
|                           |  | Pump Complete Rebuilding Kit.....             | 7910   | Pump Seal Kit; W/One-Raised Mounting Pads.....                |      |
|                           |  | Pump Seal Kit.....                            | 7918   | Pump Seal Kit; W/Two-Raised Mounting Pads.....                |      |
|                           |  | Pump Drive Shaft Seal Kit.....                | 8709   | Pump Drive Shaft Seal Kit; W/One-Raised Mounting Pads.....    |      |
|                           |  | Stg. Gear Complete Rebuilding Kit.....        | 7857   | Pump Drive Shaft Seal Kit; W/Two-Raised Mounting Pads.....    |      |
|                           |  | Stg. Gear Major Seal Kit.....                 | 7859   | Control Valve Seal Kit.....                                   |      |
|                           |  | Stg. Gear Input Shaft Seal Kit.....           | 7095   | Power Cyl. Complete Rebuilding Kit.....                       |      |
|                           |  | Stg. Gear Complete Pitman Shaft Seal Kit..... | 8766   | Power Cyl. Piston Rod Seal Kit.....                           |      |
| REPAIR KITS               |  | Stg. Gear Lower Pitman Shaft Seal Kit.....    | 7856   | 7906  |      |
|                           | <b>1969</b>  |   |  |   |      |
|                           | 6-CYL. 250 ENG.; V-8 327 ENG.; V-8 350 ENG.; V-8 396 ENG.; |   |  | <b>1963</b>   |      |
|                           | V-8 427 ENG.   |   |  | 6-CYL. 230 ENG.; V-8 283 ENG.; V-8 327 ENG.; V-8 409 ENG.;    |      |
|                           |  | Pump Complete Rebuilding Kit.....             | 7910   | V-8 427 ENG.  |      |
|                           |  | Pump Seal Kit.....                            | 7918   | Pump Complete Rebuilding Kit; W/Two-Raised Mounting Pads..... |      |
|                           |  | Pump Drive Shaft Seal Kit.....                | 8709   | Pump Seal Kit; W/One-Raised Mounting Pads.....                |      |
|                           |  |   |  | Pump Seal Kit; W/Two-Raised Mounting Pads.....                |      |
|                           |  |   |  | Pump Drive Shaft Seal Kit; W/One-Raised Mounting Pads.....    |      |
|                           |  |   |  | Pump Drive Shaft Seal Kit; W/Two-Raised Mounting Pads.....    |      |
| KIT NUMERICAL             |  |   |  | 7910  |      |
|                           |  |   |  | 8755  |      |
|                           |  |   |  | 7918  |      |
|                           |  |   |  | 8711  |      |
|                           |  |   |  | 8709  |      |
|                           |  |   |  | 7864  |      |
|                           |  |   |  | 8537  |      |
|                           |  |   |  | 7906  |      |
|                           |  |   |  |   |      |
|                           |  |   |  |   |      |
| ILLUSTRATIONS             |  |   |  |   |      |
|                           |  |   |  |   |      |
|                           |  |   |  |   |      |
|                           |  |   |  |   |      |
|                           |  |   |  |   |      |

☆ See Pages A14 - A15 For Pump or Gear Identification.

⊛ Packaged one bushing per box, order as required.

# Power Steering Repair Kits for Passenger Cars and Light Trucks

| Application   | Kit No. | Application  | Kit No. |
|---|---------|--|---------|
| <b>CHEVROLET - Continued</b>                                      |         | <b>CHEVROLET - Continued</b>   |         |
| <b>IMPALA - Continued</b>   |         | <b>LUMINA</b>  |         |
| <b>1963 - Continued</b>   |         | <b>1995-1994</b>   |         |
| <b>6-CYL. 230 ENG.; V-8 283 ENG.; V-8 327 ENG.; V-8 409 ENG.;</b> |         | <b>V-6 3.1 L ENG.; V-6 3.4 L ENG.</b>                                  |         |
| V-8 427 ENG. - Continued  |         | Pump Seal Kit.....   | 8624    |
| Control Valve Seal Kit.....                                       | 7864    | Pump Drive Shaft Seal Kit.....   | 8709    |
| Power Cyl. Complete Rebuilding Kit.....                           | 8537    | Rack & Pinion Seal Kit.....  | 8580    |
| Power Cyl. Piston Rod Seal Kit.....                               | 7906    | Rack & Pinion Upper Pinion Bearing Kit.....                            | 8571    |
|   |         | Rack & Pinion Lower Pinion Bearing Kit.....                            | 8572    |
| <b>1962</b>   |         | <b>1993</b>  |         |
| <b>6-CYL. 235 ENG.; V-8 283 ENG.; V-8 327 ENG.; V-8 409 ENG.</b>  |         | <b>4-CYL. 2.2 L ENG.; V-6 3.1 L ENG.; V-6 3.4 L ENG.</b>               |         |
| Pump Complete Rebuilding Kit; W/Two-Raised Mounting Pads.....     | 7910    | Pump Seal Kit.....   | 8624    |
| Pump Seal Kit; W/One-Raised Mounting Pads.....                    | 8755    | Pump Drive Shaft Seal Kit.....   | 8709    |
| Pump Seal Kit; W/Two-Raised Mounting Pads.....                    | 7918    | Rack & Pinion Seal Kit.....  | 8580    |
| Pump Drive Shaft Seal Kit; W/One-Raised Mounting Pads.....        | 8711    | Rack & Pinion Upper Pinion Bearing Kit.....                            | 8571    |
| Pump Drive Shaft Seal Kit; W/Two-Raised Mounting Pads.....        | 8709    | Rack & Pinion Lower Pinion Bearing Kit.....                            | 8572    |
| Control Valve Seal Kit.....                                       | 7864    |  |         |
| Power Cyl. Complete Rebuilding Kit.....                           | 8537    | <b>1992-1991</b>   |         |
| Power Cyl. Piston Rod Seal Kit.....                               | 7906    | <b>4-CYL. 2.5 L ENG.; V-6 3.1 L ENG.; V-6 3.4 L ENG.</b>               |         |
|   |         | Pump Seal Kit.....   | 8624    |
| <b>1961</b>   |         | Pump Drive Shaft Seal Kit.....   | 8709    |
| <b>6-CYL. 235 ENG.; V-8 283 ENG.; V-8 348 ENG.; V-8 409 ENG.</b>  |         | Rack & Pinion Seal Kit.....  | 8580    |
| Pump Complete Rebuilding Kit; W/Two-Raised Mounting Pads.....     | 7910    | Rack & Pinion Upper Pinion Bearing Kit.....                            | 8571    |
| Pump Seal Kit; W/One-Raised Mounting Pads.....                    | 8755    | Rack & Pinion Lower Pinion Bearing Kit.....                            | 8572    |
| Pump Seal Kit; W/Two-Raised Mounting Pads.....                    | 7918    |  |         |
| Pump Drive Shaft Seal Kit; W/One-Raised Mounting Pads.....        | 8711    | <b>1990</b>  |         |
| Pump Drive Shaft Seal Kit; W/Two-Raised Mounting Pads.....        | 8709    | <b>4-CYL. 2.5 L ENG.; V-6 3.1 L ENG.</b>                               |         |
| Control Valve Seal Kit.....                                       | 7864    | Pump Seal Kit.....   | 8624    |
| Power Cyl. Complete Rebuilding Kit.....                           | 8537    | Pump Drive Shaft Seal Kit.....   | 8709    |
| Power Cyl. Piston Rod Seal Kit.....                               | 7906    | Rack & Pinion Seal Kit.....  | 8580    |
|   |         | Rack & Pinion Upper Pinion Bearing Kit.....                            | 8571    |
| <b>1960</b>   |         | Rack & Pinion Lower Pinion Bearing Kit.....                            | 8572    |
| <b>6-CYL. 235 ENG.; V-8 283 ENG.; V-8 348 ENG.</b>                |         |  |         |
| Pump Complete Rebuilding Kit; W/Two-Raised Mounting Pads.....     | 7910    | <b>LUMINA APV</b>  |         |
| Pump Seal Kit; W/One-Raised Mounting Pads.....                    | 8755    | <b>1995-1992</b>   |         |
| Pump Seal Kit; W/Two-Raised Mounting Pads.....                    | 7918    | <b>V-6 3.1 L ENG.</b>  |         |
| Pump Drive Shaft Seal Kit; W/One-Raised Mounting Pads.....        | 8711    | Pump Complete Rebuilding Kit.....                                      | 8561    |
| Pump Drive Shaft Seal Kit; W/Two-Raised Mounting Pads.....        | 8709    | Pump Seal Kit.....   | 8554    |
| Control Valve Seal Kit.....                                       | 7864    | Pump Drive Shaft Seal Kit.....   | 8712    |
| Power Cyl. Complete Rebuilding Kit.....                           | 8537    | Rack & Pinion Seal Kit.....  | 8785    |
| Power Cyl. Piston Rod Seal Kit.....                               | 7906    | Rack & Pinion Upper Pinion Bearing Kit.....                            | 8571    |
|   |         | Rack & Pinion Lower Pinion Bearing Kit.....                            | 8572    |
| <b>1959</b>   |         | <b>V-6 3.8 L ENG.</b>  |         |
| <b>6-CYL. 235 ENG.; V-8 283 ENG.; V-8 348 ENG.</b>                |         | Pump Seal Kit.....   | 8624    |
| Control Valve Seal Kit.....                                       | 7864    | Pump Drive Shaft Seal Kit.....   | 8709    |
| Power Cyl. Piston Rod Seal Kit.....                               | 7906    | Rack & Pinion Seal Kit.....  | 8785    |
|   |         | Rack & Pinion Upper Pinion Bearing Kit.....                            | 8571    |
| <b>IMPALA SS</b>  |         | Rack & Pinion Lower Pinion Bearing Kit.....                            | 8572    |
| <b>1995-1994</b>  |         |  |         |
| <b>V-8 5.7 L ENG.</b>   |         | <b>1991-1990</b>   |         |
| Pump Complete Rebuilding Kit.....                                 | 8630    | <b>V-6 3.1 L ENG.</b>  |         |
| Pump Seal Kit.....  | 8631    | Pump Complete Rebuilding Kit.....                                      | 8561    |
| Pump Drive Shaft Seal Kit.....                                    | 8709    | Pump Seal Kit.....   | 8554    |
| Stg. Gear Complete Rebuilding Kit.....                            | 8780    | Pump Drive Shaft Seal Kit.....   | 8712    |
| Stg. Gear Major Seal Kit.....                                     | 8625    | Rack & Pinion Seal Kit.....  | 8785    |
| Stg. Gear Input Shaft Seal Kit.....                               | 8525    | Rack & Pinion Upper Pinion Bearing Kit.....                            | 8571    |
| Stg. Gear Complete Pitman Shaft Seal Kit.....                     | 8763    | Rack & Pinion Lower Pinion Bearing Kit.....                            | 8572    |
| Stg. Gear Lower Pitman Shaft Seal Kit.....                        | 8717    |  |         |
| <b>LLV (POSTAL VEHICLE)</b>                                       |         | <b>MALIBU</b>  |         |
| <b>1995-1994</b>  |         | <b>1983</b>  |         |
| <b>4-CYL. 2.2 L ENG.</b>  |         | <b>V-6 3.8 L ENG.; V-8 5.0 L ENG.</b>                                  |         |
| Pump Seal Kit.....  | 8624    | Pump Complete Rebuilding Kit.....                                      | 7910    |
| Pump Drive Shaft Seal Kit.....                                    | 8709    | Pump Seal Kit.....   | 7918    |
| Stg. Gear Complete Rebuilding Kit.....                            | 8522    | Pump Drive Shaft Seal Kit.....   | 8709    |
| Stg. Gear Major Seal Kit.....                                     | 8521    | Stg. Gear Complete Rebuilding Kit; W/4-Bolt Gear Housing.....          | 8522    |
| Stg. Gear Input Shaft Seal Kit.....                               | 8525    | Stg. Gear Complete Rebuilding Kit; W/Ring Retained Housing.....        | 8529    |
| Stg. Gear Complete Pitman Shaft Seal Kit.....                     | 8766    | Stg. Gear Major Seal Kit; W/4-Bolt Gear Housing.....                   | 8521    |
| Stg. Gear Lower Pitman Shaft Seal Kit.....                        | 7856    | Stg. Gear Major Seal Kit; W/Ring Retained Housing.....                 | 8528    |
|   |         | Stg. Gear Input Shaft Seal Kit; W/4-Bolt Gear Housing.....             | 8525    |
| <b>1993-1987</b>  |         | Stg. Gear Input Shaft Seal Kit; W/Ring Retained Housing.....           | 7095    |
| <b>4-CYL. 2.5 L ENG.</b>  |         | Stg. Gear Complete Pitman Shaft Seal Kit; W/4-Bolt Gear Housing....    | 8766    |
| Pump Complete Rebuilding Kit.....                                 | 8561    | Stg. Gear Complete Pitman Shaft Seal Kit; W/Ring Retained Housing..... | 8767    |
| Pump Seal Kit.....  | 8554    | Stg. Gear Lower Pitman Shaft Seal Kit; W/4-Bolt Gear Housing.....      | 7856    |
| Pump Drive Shaft Seal Kit.....                                    | 8712    | Stg. Gear Lower Pitman Shaft Seal Kit; W/Ring Retained Housing....     | 8530    |
| Stg. Gear Complete Rebuilding Kit.....                            | 8522    |  |         |
| Stg. Gear Major Seal Kit.....                                     | 8521    | <b>V-6 4.3 L DIESEL ENG.; V-8 5.7 L DIESEL ENG.</b>                    |         |
| Stg. Gear Input Shaft Seal Kit.....                               | 8525    | Pump Complete Rebuilding Kit.....                                      | 8630    |
| Stg. Gear Complete Pitman Shaft Seal Kit.....                     | 8766    | Pump Seal Kit.....   | 8631    |
| Stg. Gear Lower Pitman Shaft Seal Kit.....                        | 7856    | Pump Drive Shaft Seal Kit.....   | 8709    |

☆ See Pages A14 - A15 For Pump or Gear Identification.

☛ Packaged one bushing per box, order as required.

**SYSTEM PUMP & GEAR IDENT.**

**SYSTEM & COMPONENT IDENT.**

**PASS. CARS**

**LIGHT TRUCKS**

**MEDIUM/HEAVY TRUCKS**

**BUSES**

**HOSE NUMERICAL**

**REPAIR KITS**

**KIT NUMERICAL**

**ILLUSTRATIONS**



# Power Steering Repair Kits for Passenger Cars and Light Trucks

|                           | Application   | Kit No.   | Application   | Kit No.  |      |
|---------------------------|---|---|---|--|------|
| SYSTEM PUMP & GEAR IDENT. | <b>CHEVROLET - Continued</b>  |   | <b>CHEVROLET - Continued</b>  |  |      |
|                           | <b>MALIBU - Continued</b>   |   | <b>MALIBU - Continued</b>   |  |      |
|                           | <b>1983 - Continued</b>   |   | <b>1979 - Continued</b>   |  |      |
|                           | <b>V-6 4.3 L DIESEL ENG.; V-8 5.7 L DIESEL ENG. - Continued</b>             |   | <b>V-6 200 ENG.; V-6 231 ENG.; V-8 267 ENG.; V-8 305 ENG.; V-8 350 ENG. - Continued</b> |  |      |
|                           |   | Stg. Gear Complete Rebuilding Kit; W/4-Bolt Gear Housing.....         | 8522  | Stg. Gear Lower Pitman Shaft Seal Kit; W/Ring Retained Housing ....  | 8530 |
|                           | SYSTEM & COMPONENT IDENT.   |   | Stg. Gear Complete Rebuilding Kit; W/Ring Retained Housing.....                         | 8529   |      |
|                           |   |   | Stg. Gear Major Seal Kit; W/4-Bolt Gear Housing.....                                    | 8521   |      |
|                           |   |   | Stg. Gear Major Seal Kit; W/Ring Retained Housing .....                                 | 8528   |      |
|                           |   |   | Stg. Gear Input Shaft Seal Kit; W/4-Bolt Gear Housing .....                             | 8525   |      |
|                           |   |   | Stg. Gear Input Shaft Seal Kit; W/Ring Retained Housing.....                            | 7095   |      |
|                           |   | Stg. Gear Complete Pitman Shaft Seal Kit; W/4-Bolt Gear Housing ..    | 8766  |  |      |
|                           |   | Stg. Gear Complete Pitman Shaft Seal Kit; W/Ring Retained Housing ..  | 8767  |  |      |
|                           |   | Stg. Gear Lower Pitman Shaft Seal Kit; W/4-Bolt Gear Housing.....     | 7856  |  |      |
|                           |   | Stg. Gear Lower Pitman Shaft Seal Kit; W/Ring Retained Housing .....  | 8530  |  |      |
|                           |   | <b>1982</b>   |   | <b>1978</b>  |      |
| PASS. CARS                | <b>V-6 3.8 L ENG.; V-8 4.4 L ENG.; V-8 5.0 L ENG.</b>                       |   | <b>V-6 200 ENG.; V-6 231 ENG.; V-8 305 ENG.; V-8 350 ENG.</b>                           |  |      |
|                           |   | Pump Complete Rebuilding Kit .....                                    | 7910  | Pump Complete Rebuilding Kit .....                                   | 7910 |
|                           |   | Pump Seal Kit.....  | 7918  | Pump Seal Kit.....   | 7918 |
|                           |   | Pump Drive Shaft Seal Kit .....                                       | 8709  | Pump Drive Shaft Seal Kit .....                                      | 8709 |
|                           |   | Stg. Gear Complete Rebuilding Kit; W/4-Bolt Gear Housing.....         | 8522  | Stg. Gear Complete Rebuilding Kit; W/4-Bolt Gear Housing.....        | 7858 |
|                           |   | Stg. Gear Complete Rebuilding Kit; W/Ring Retained Housing .....      | 8529  | Stg. Gear Complete Rebuilding Kit; W/Ring Retained Housing .....     | 8529 |
|                           |   | Stg. Gear Major Seal Kit; W/4-Bolt Gear Housing.....                  | 8521  | Stg. Gear Major Seal Kit; W/4-Bolt Gear Housing.....                 | 7860 |
|                           |   | Stg. Gear Major Seal Kit; W/Ring Retained Housing .....               | 8528  | Stg. Gear Major Seal Kit; W/Ring Retained Housing .....              | 8528 |
|                           |   | Stg. Gear Input Shaft Seal Kit; W/4-Bolt Gear Housing .....           | 8525  | Stg. Gear Input Shaft Seal Kit .....                                 | 7095 |
|                           |   | Stg. Gear Input Shaft Seal Kit; W/Ring Retained Housing.....          | 7095  | Stg. Gear Complete Pitman Shaft Seal Kit; W/4-Bolt Gear Housing ..   | 8766 |
| LIGHT TRUCKS              |   | Stg. Gear Complete Pitman Shaft Seal Kit; W/4-Bolt Gear Housing ..    | 8766  | Stg. Gear Complete Pitman Shaft Seal Kit; W/Ring Retained Housing .. | 8767 |
|                           |   | Stg. Gear Complete Pitman Shaft Seal Kit; W/Ring Retained Housing ..  | 8767  | Stg. Gear Lower Pitman Shaft Seal Kit; W/4-Bolt Gear Housing.....    | 7856 |
|                           |   | Stg. Gear Lower Pitman Shaft Seal Kit; W/4-Bolt Gear Housing.....     | 7856  | Stg. Gear Lower Pitman Shaft Seal Kit; W/Ring Retained Housing ....  | 8530 |
|                           |   | Stg. Gear Lower Pitman Shaft Seal Kit; W/Ring Retained Housing .....  | 8530  |  |      |
|                           |   | <b>V-6 4.3 L DIESEL ENG.; V-8 5.7 L DIESEL ENG.</b>                   |   | <b>1977</b>  |      |
|                           |   | Pump Complete Rebuilding Kit .....                                    | 8630  | <b>6-CYL. 250 ENG.; V-8 305 ENG.; V-8 350 ENG.</b>                   |      |
|                           |   | Pump Seal Kit.....  | 8631  | Pump Complete Rebuilding Kit .....                                   | 7910 |
|                           |   | Pump Drive Shaft Seal Kit .....                                       | 8709  | Pump Seal Kit.....   | 7918 |
|                           |   | Stg. Gear Complete Rebuilding Kit; W/4-Bolt Gear Housing.....         | 8522  | Pump Drive Shaft Seal Kit .....                                      | 8709 |
|                           |   | Stg. Gear Complete Rebuilding Kit; W/Ring Retained Housing .....      | 8529  | Stg. Gear Complete Rebuilding Kit; W/4-Bolt Gear Housing.....        | 7858 |
| MEDIUM/HEAVY TRUCKS       |   | Stg. Gear Major Seal Kit; W/4-Bolt Gear Housing.....                  | 8521  | Stg. Gear Complete Rebuilding Kit; W/Ring Retained Housing .....     | 8529 |
|                           |   | Stg. Gear Major Seal Kit; W/Ring Retained Housing .....               | 8528  | Stg. Gear Major Seal Kit; W/4-Bolt Gear Housing.....                 | 7860 |
|                           |   | Stg. Gear Input Shaft Seal Kit; W/4-Bolt Gear Housing .....           | 8525  | Stg. Gear Major Seal Kit; W/Ring Retained Housing .....              | 8528 |
|                           |   | Stg. Gear Input Shaft Seal Kit; W/Ring Retained Housing.....          | 7095  | Stg. Gear Input Shaft Seal Kit .....                                 | 7095 |
|                           |   | Stg. Gear Complete Pitman Shaft Seal Kit; W/4-Bolt Gear Housing ..    | 8766  | Stg. Gear Complete Pitman Shaft Seal Kit; W/4-Bolt Gear Housing ..   | 8766 |
|                           |   | Stg. Gear Complete Pitman Shaft Seal Kit; W/Ring Retained Housing ..  | 8767  | Stg. Gear Complete Pitman Shaft Seal Kit; W/Ring Retained Housing .. | 8767 |
|                           |   | Stg. Gear Lower Pitman Shaft Seal Kit; W/4-Bolt Gear Housing.....     | 7856  | Stg. Gear Lower Pitman Shaft Seal Kit; W/4-Bolt Gear Housing.....    | 7856 |
|                           |   | Stg. Gear Lower Pitman Shaft Seal Kit; W/Ring Retained Housing .....  | 8530  | Stg. Gear Lower Pitman Shaft Seal Kit; W/Ring Retained Housing ....  | 8530 |
|                           |   | <b>1976</b>   |   | <b>1975-1974</b>   |      |
|                           | BUSES   | <b>V-6 4.3 L DIESEL ENG.; V-8 5.7 L DIESEL ENG.</b>                   |   | <b>6-CYL. 250 ENG.; V-8 305 ENG.; V-8 350 ENG.; V-8 400 ENG.</b>     |      |
|                           |   | Pump Complete Rebuilding Kit .....                                    | 8630  | Pump Complete Rebuilding Kit .....                                   | 7910 |
|                           |   | Pump Seal Kit.....  | 8631  | Pump Seal Kit.....   | 7918 |
|                           |   | Pump Drive Shaft Seal Kit .....                                       | 8709  | Pump Drive Shaft Seal Kit .....                                      | 8709 |
|                           |   | Stg. Gear Complete Rebuilding Kit; W/4-Bolt Gear Housing.....         | 8522  | Stg. Gear Complete Rebuilding Kit.....                               | 7858 |
|                           |   | Stg. Gear Complete Rebuilding Kit; W/Ring Retained Housing .....      | 8529  | Stg. Gear Major Seal Kit.....  | 7860 |
|                           |   | Stg. Gear Major Seal Kit; W/4-Bolt Gear Housing.....                  | 8521  | Stg. Gear Input Shaft Seal Kit .....                                 | 7095 |
|                           |   | Stg. Gear Major Seal Kit; W/Ring Retained Housing .....               | 8528  | Stg. Gear Complete Pitman Shaft Seal Kit.....                        | 8766 |
|                           |   | Stg. Gear Input Shaft Seal Kit; W/4-Bolt Gear Housing .....           | 8525  | Stg. Gear Lower Pitman Shaft Seal Kit.....                           | 7856 |
|                           |   | Stg. Gear Input Shaft Seal Kit; W/Ring Retained Housing.....          | 7095  |  |      |
| HOSE NUMERICAL            |   | Stg. Gear Complete Pitman Shaft Seal Kit; W/4-Bolt Gear Housing ..    | 8766  |  |      |
|                           |   | Stg. Gear Complete Pitman Shaft Seal Kit; W/Ring Retained Housing ..  | 8767  |  |      |
|                           |   | Stg. Gear Lower Pitman Shaft Seal Kit; W/4-Bolt Gear Housing.....     | 7856  |  |      |
|                           |   | Stg. Gear Lower Pitman Shaft Seal Kit; W/Ring Retained Housing .....  | 8530  |  |      |
|                           |   | <b>1981-1980</b>  |   | <b>1973</b>  |      |
|                           |   | <b>V-6 3.8 L ENG.; V-8 4.4 L ENG.; V-8 5.0 L ENG.; V-8 5.7 L ENG.</b> |   | <b>6-CYL. 250 ENG.; V-8 307 ENG.; V-8 350 ENG.; V-8 454 ENG.</b>     |      |
|                           |   | Pump Complete Rebuilding Kit .....                                    | 7910  | Pump Complete Rebuilding Kit .....                                   | 7910 |
|                           |   | Pump Seal Kit.....  | 7918  | Pump Seal Kit.....   | 7918 |
|                           |   | Pump Drive Shaft Seal Kit .....                                       | 8709  | Pump Drive Shaft Seal Kit .....                                      | 8709 |
|                           |   | Stg. Gear Complete Rebuilding Kit; W/4-Bolt Gear Housing.....         | 8522  | Stg. Gear Complete Rebuilding Kit.....                               | 7858 |
| REPAIR KITS               |   | Stg. Gear Complete Rebuilding Kit; W/Ring Retained Housing .....      | 8529  | Stg. Gear Major Seal Kit.....  | 7860 |
|                           |   | Stg. Gear Major Seal Kit; W/4-Bolt Gear Housing.....                  | 8521  | Stg. Gear Input Shaft Seal Kit .....                                 | 7095 |
|                           |   | Stg. Gear Major Seal Kit; W/Ring Retained Housing .....               | 8528  | Stg. Gear Complete Pitman Shaft Seal Kit .....                       | 8766 |
|                           |   | Stg. Gear Input Shaft Seal Kit; W/4-Bolt Gear Housing .....           | 8525  | Stg. Gear Lower Pitman Shaft Seal Kit.....                           | 7856 |
|                           |   | Stg. Gear Input Shaft Seal Kit; W/Ring Retained Housing.....          | 7095  |  |      |
|                           |   | Stg. Gear Complete Pitman Shaft Seal Kit; W/4-Bolt Gear Housing ..    | 8766  |  |      |
|                           |   | Stg. Gear Complete Pitman Shaft Seal Kit; W/Ring Retained Housing ..  | 8767  |  |      |
|                           |   | Stg. Gear Lower Pitman Shaft Seal Kit; W/4-Bolt Gear Housing.....     | 7856  |  |      |
|                           |   | Stg. Gear Lower Pitman Shaft Seal Kit; W/Ring Retained Housing .....  | 8530  |  |      |
|                           |   | <b>1979</b>   |   | <b>1975</b>  |      |
| KIT NUMERICAL             | <b>V-6 200 ENG.; V-6 231 ENG.; V-8 267 ENG.; V-8 305 ENG.; V-8 350 ENG.</b> |   | <b>V-6 3.1 L ENG.; V-6 3.4 L ENG.</b>   |  |      |
|                           |   | Pump Complete Rebuilding Kit .....                                    | 7910  | Pump Seal Kit.....   | 8624 |
|                           |   | Pump Seal Kit.....  | 7918  | Pump Drive Shaft Seal Kit .....                                      | 8709 |
|                           |   | Pump Drive Shaft Seal Kit .....                                       | 8709  | Rack & Pinion Seal Kit.....  | 8785 |
|                           |   | Stg. Gear Complete Rebuilding Kit; W/4-Bolt Gear Housing.....         | 8522  | Rack & Pinion Upper Pinion Bearing Kit.....                          | 8571 |
|                           |   | Stg. Gear Complete Rebuilding Kit; W/Ring Retained Housing .....      | 8529  | Rack & Pinion Lower Pinion Bearing Kit.....                          | 8572 |
|                           |   | Stg. Gear Major Seal Kit; W/4-Bolt Gear Housing.....                  | 8521  |  |      |
|                           |   | Stg. Gear Major Seal Kit; W/Ring Retained Housing .....               | 8528  |  |      |
|                           |   | Stg. Gear Input Shaft Seal Kit; W/4-Bolt Gear Housing .....           | 8525  |  |      |
|                           |   | Stg. Gear Input Shaft Seal Kit; W/Ring Retained Housing.....          | 7095  |  |      |
| ILLUSTRATIONS             |   | Stg. Gear Complete Pitman Shaft Seal Kit; W/4-Bolt Gear Housing ..    | 8766  |  |      |
|                           |   | Stg. Gear Complete Pitman Shaft Seal Kit; W/Ring Retained Housing ..  | 8767  |  |      |
|                           |   | Stg. Gear Lower Pitman Shaft Seal Kit; W/4-Bolt Gear Housing.....     | 7856  |  |      |
|                           |   | Stg. Gear Lower Pitman Shaft Seal Kit; W/Ring Retained Housing .....  | 8530  |  |      |

☆ See Pages A14 - A15 For Pump or Gear Identification.

⊗ Packaged one bushing per box, order as required.



# Power Steering Repair Kits for Passenger Cars and Light Trucks

| Application  | Kit No. | Application  | Kit No. |
|--|---------|--|---------|
| <b>CHEVROLET - Continued</b>   |         | <b>CHEVROLET - Continued</b>   |         |
| <b>MONTE CARLO - Continued</b>   |         | <b>MONTE CARLO - Continued</b>   |         |
| <b>1988</b>  |         | <b>1983 - Continued</b>  |         |
| <b>V-6 4.3 L ENG.; V-8 5.0 L ENG.</b>                                  |         | <b>V-6 4.3 L DIESEL ENG.; V-8 5.7 L DIESEL ENG. - Continued</b>        |         |
| Pump Complete Rebuilding Kit.....                                      | 7910    | Stg. Gear Complete Pitman Shaft Seal Kit; W/4-Bolt Gear Housing...     | 8766    |
| Pump Seal Kit.....   | 7918    | Stg. Gear Complete Pitman Shaft Seal Kit; W/Ring Retained Housing..... | 8767    |
| Pump Drive Shaft Seal Kit.....   | 8709    | Stg. Gear Lower Pitman Shaft Seal Kit; W/4-Bolt Gear Housing.....      | 7856    |
| Stg. Gear Complete Rebuilding Kit.....                                 | 8522    | Stg. Gear Lower Pitman Shaft Seal Kit; W/Ring Retained Housing....     | 8530    |
| Stg. Gear Major Seal Kit.....  | 8521    |  |         |
| Stg. Gear Input Shaft Seal Kit.....                                    | 8525    |  |         |
| Stg. Gear Complete Pitman Shaft Seal Kit.....                          | 8766    |  |         |
| Stg. Gear Lower Pitman Shaft Seal Kit.....                             | 7856    |  |         |
| <b>1987-1985</b>   |         | <b>1982</b>  |         |
| <b>V-6 3.8 L ENG. (CANADA); V-6 4.3 L ENG.; V-8 5.0 L ENG.</b>         |         | <b>V-6 3.8 L ENG.; V-8 4.4 L ENG.; V-8 5.0 L ENG.</b>                  |         |
| Pump Complete Rebuilding Kit.....                                      | 7910    | Pump Complete Rebuilding Kit.....                                      | 7910    |
| Pump Seal Kit.....   | 7918    | Pump Seal Kit.....   | 7918    |
| Pump Drive Shaft Seal Kit.....   | 8709    | Pump Drive Shaft Seal Kit.....   | 8709    |
| Stg. Gear Complete Rebuilding Kit.....                                 | 8522    | Stg. Gear Complete Rebuilding Kit; W/4-Bolt Gear Housing.....          | 8522    |
| Stg. Gear Major Seal Kit.....  | 8521    | Stg. Gear Complete Rebuilding Kit; W/Ring Retained Housing.....        | 8529    |
| Stg. Gear Input Shaft Seal Kit.....                                    | 8525    | Stg. Gear Major Seal Kit; W/4-Bolt Gear Housing.....                   | 8521    |
| Stg. Gear Complete Pitman Shaft Seal Kit.....                          | 8766    | Stg. Gear Major Seal Kit; W/Ring Retained Housing.....                 | 8528    |
| Stg. Gear Lower Pitman Shaft Seal Kit.....                             | 7856    | Stg. Gear Input Shaft Seal Kit; W/4-Bolt Gear Housing.....             | 8525    |
|  |         | Stg. Gear Input Shaft Seal Kit; W/Ring Retained Housing.....           | 7095    |
|  |         | Stg. Gear Complete Pitman Shaft Seal Kit; W/4-Bolt Gear Housing...     | 8766    |
|  |         | Stg. Gear Complete Pitman Shaft Seal Kit; W/Ring Retained Housing..... | 8767    |
|  |         | Stg. Gear Lower Pitman Shaft Seal Kit; W/4-Bolt Gear Housing.....      | 7856    |
|  |         | Stg. Gear Lower Pitman Shaft Seal Kit; W/Ring Retained Housing....     | 8530    |
| <b>1984</b>  |         | <b>V-6 4.3 L DIESEL ENG.; V-8 5.7 L DIESEL ENG.</b>                    |         |
| <b>V-6 3.8 L ENG.; V-8 5.0 L ENG.</b>                                  |         | Pump Complete Rebuilding Kit.....                                      |         |
| Pump Complete Rebuilding Kit.....                                      | 7910    | Pump Seal Kit.....   | 8630    |
| Pump Seal Kit.....   | 7918    | Pump Seal Kit.....   | 8631    |
| Pump Drive Shaft Seal Kit.....   | 8709    | Pump Drive Shaft Seal Kit.....   | 8709    |
| Stg. Gear Complete Rebuilding Kit; W/4-Bolt Gear Housing.....          | 8522    | Stg. Gear Complete Rebuilding Kit; W/4-Bolt Gear Housing.....          | 8522    |
| Stg. Gear Complete Rebuilding Kit; W/Ring Retained Housing.....        | 8529    | Stg. Gear Complete Rebuilding Kit; W/Ring Retained Housing.....        | 8529    |
| Stg. Gear Major Seal Kit; W/4-Bolt Gear Housing.....                   | 8521    | Stg. Gear Major Seal Kit; W/4-Bolt Gear Housing.....                   | 8521    |
| Stg. Gear Major Seal Kit; W/Ring Retained Housing.....                 | 8528    | Stg. Gear Major Seal Kit; W/Ring Retained Housing.....                 | 8528    |
| Stg. Gear Input Shaft Seal Kit; W/4-Bolt Gear Housing.....             | 8525    | Stg. Gear Input Shaft Seal Kit; W/4-Bolt Gear Housing.....             | 8525    |
| Stg. Gear Input Shaft Seal Kit; W/Ring Retained Housing.....           | 7095    | Stg. Gear Input Shaft Seal Kit; W/Ring Retained Housing.....           | 7095    |
| Stg. Gear Complete Pitman Shaft Seal Kit; W/4-Bolt Gear Housing...     | 8766    | Stg. Gear Complete Pitman Shaft Seal Kit; W/4-Bolt Gear Housing...     | 8766    |
| Stg. Gear Complete Pitman Shaft Seal Kit; W/Ring Retained Housing..... | 8767    | Stg. Gear Complete Pitman Shaft Seal Kit; W/Ring Retained Housing..... | 8767    |
| Stg. Gear Lower Pitman Shaft Seal Kit; W/4-Bolt Gear Housing.....      | 7856    | Stg. Gear Lower Pitman Shaft Seal Kit; W/4-Bolt Gear Housing.....      | 8767    |
| Stg. Gear Lower Pitman Shaft Seal Kit; W/Ring Retained Housing....     | 8530    | Stg. Gear Lower Pitman Shaft Seal Kit; W/Ring Retained Housing....     | 8530    |
| <b>V-8 5.7 L DIESEL ENG.</b>   |         | <b>1981-1980</b>   |         |
| Pump Complete Rebuilding Kit.....                                      | 8630    | <b>V-6 3.8 L ENG.; V-8 4.4 L ENG.; V-8 5.0 L ENG.</b>                  |         |
| Pump Seal Kit.....   | 8631    | Pump Complete Rebuilding Kit.....                                      | 7910    |
| Pump Drive Shaft Seal Kit.....   | 8709    | Pump Seal Kit.....   | 7918    |
| Stg. Gear Complete Rebuilding Kit; W/4-Bolt Gear Housing.....          | 8522    | Pump Drive Shaft Seal Kit.....   | 8709    |
| Stg. Gear Complete Rebuilding Kit; W/Ring Retained Housing.....        | 8529    | Stg. Gear Complete Rebuilding Kit; W/4-Bolt Gear Housing.....          | 8522    |
| Stg. Gear Major Seal Kit; W/4-Bolt Gear Housing.....                   | 8521    | Stg. Gear Complete Rebuilding Kit; W/Ring Retained Housing.....        | 8529    |
| Stg. Gear Major Seal Kit; W/Ring Retained Housing.....                 | 8528    | Stg. Gear Major Seal Kit; W/4-Bolt Gear Housing.....                   | 8521    |
| Stg. Gear Input Shaft Seal Kit; W/4-Bolt Gear Housing.....             | 8525    | Stg. Gear Major Seal Kit; W/Ring Retained Housing.....                 | 8528    |
| Stg. Gear Input Shaft Seal Kit; W/Ring Retained Housing.....           | 7095    | Stg. Gear Input Shaft Seal Kit; W/4-Bolt Gear Housing.....             | 8525    |
| Stg. Gear Complete Pitman Shaft Seal Kit; W/4-Bolt Gear Housing...     | 8766    | Stg. Gear Input Shaft Seal Kit; W/Ring Retained Housing.....           | 7095    |
| Stg. Gear Complete Pitman Shaft Seal Kit; W/Ring Retained Housing..... | 8767    | Stg. Gear Complete Pitman Shaft Seal Kit; W/4-Bolt Gear Housing...     | 8766    |
| Stg. Gear Lower Pitman Shaft Seal Kit; W/4-Bolt Gear Housing.....      | 7856    | Stg. Gear Complete Pitman Shaft Seal Kit; W/Ring Retained Housing..... | 8767    |
| Stg. Gear Lower Pitman Shaft Seal Kit; W/Ring Retained Housing....     | 8530    | Stg. Gear Lower Pitman Shaft Seal Kit; W/4-Bolt Gear Housing.....      | 7856    |
|  |         | Stg. Gear Lower Pitman Shaft Seal Kit; W/Ring Retained Housing....     | 8530    |
| <b>1983</b>  |         | <b>1979</b>  |         |
| <b>V-6 3.8 L ENG.; V-8 5.0 L ENG.</b>                                  |         | <b>V-6 200 ENG.; V-6 231 ENG.; V-8 267 ENG.; V-8 305 ENG.</b>          |         |
| Pump Complete Rebuilding Kit.....                                      | 7910    | Pump Complete Rebuilding Kit.....                                      | 7910    |
| Pump Seal Kit.....   | 7918    | Pump Seal Kit.....   | 7918    |
| Pump Drive Shaft Seal Kit.....   | 8709    | Pump Drive Shaft Seal Kit.....   | 8709    |
| Stg. Gear Complete Rebuilding Kit; W/4-Bolt Gear Housing.....          | 8522    | Stg. Gear Complete Rebuilding Kit; W/4-Bolt Gear Housing.....          | 8522    |
| Stg. Gear Complete Rebuilding Kit; W/Ring Retained Housing.....        | 8529    | Stg. Gear Complete Rebuilding Kit; W/Ring Retained Housing.....        | 8529    |
| Stg. Gear Major Seal Kit; W/4-Bolt Gear Housing.....                   | 8521    | Stg. Gear Major Seal Kit; W/4-Bolt Gear Housing.....                   | 8521    |
| Stg. Gear Major Seal Kit; W/Ring Retained Housing.....                 | 8528    | Stg. Gear Major Seal Kit; W/Ring Retained Housing.....                 | 8528    |
| Stg. Gear Input Shaft Seal Kit; W/4-Bolt Gear Housing.....             | 8525    | Stg. Gear Input Shaft Seal Kit; W/4-Bolt Gear Housing.....             | 8525    |
| Stg. Gear Input Shaft Seal Kit; W/Ring Retained Housing.....           | 7095    | Stg. Gear Input Shaft Seal Kit; W/Ring Retained Housing.....           | 7095    |
| Stg. Gear Complete Pitman Shaft Seal Kit; W/4-Bolt Gear Housing...     | 8766    | Stg. Gear Complete Pitman Shaft Seal Kit; W/4-Bolt Gear Housing...     | 8766    |
| Stg. Gear Complete Pitman Shaft Seal Kit; W/Ring Retained Housing..... | 8767    | Stg. Gear Complete Pitman Shaft Seal Kit; W/Ring Retained Housing..... | 8766    |
| Stg. Gear Lower Pitman Shaft Seal Kit; W/4-Bolt Gear Housing.....      | 7856    | Stg. Gear Complete Pitman Shaft Seal Kit; W/Ring Retained Housing..... | 8767    |
| Stg. Gear Lower Pitman Shaft Seal Kit; W/Ring Retained Housing....     | 8530    | Stg. Gear Lower Pitman Shaft Seal Kit; W/4-Bolt Gear Housing.....      | 7856    |
|  |         | Stg. Gear Lower Pitman Shaft Seal Kit; W/Ring Retained Housing....     | 8530    |
| <b>V-6 4.3 L DIESEL ENG.; V-8 5.7 L DIESEL ENG.</b>                    |         | <b>1978</b>  |         |
| Pump Complete Rebuilding Kit.....                                      | 8630    | <b>V-6 200 ENG.; V-6 231 ENG.; V-8 305 ENG.</b>                        |         |
| Pump Seal Kit.....   | 8631    | Pump Complete Rebuilding Kit.....                                      | 7910    |
| Pump Drive Shaft Seal Kit.....   | 8709    | Pump Seal Kit.....   | 7918    |
| Stg. Gear Complete Rebuilding Kit; W/4-Bolt Gear Housing.....          | 8522    | Pump Drive Shaft Seal Kit.....   | 8709    |
| Stg. Gear Complete Rebuilding Kit; W/Ring Retained Housing.....        | 8529    | Stg. Gear Complete Rebuilding Kit; W/4-Bolt Gear Housing.....          | 8522    |
| Stg. Gear Major Seal Kit; W/4-Bolt Gear Housing.....                   | 8521    | Stg. Gear Complete Rebuilding Kit; W/Ring Retained Housing.....        | 8529    |
| Stg. Gear Major Seal Kit; W/Ring Retained Housing.....                 | 8528    | Stg. Gear Major Seal Kit; W/4-Bolt Gear Housing.....                   | 8521    |
| Stg. Gear Input Shaft Seal Kit; W/4-Bolt Gear Housing.....             | 8525    | Stg. Gear Major Seal Kit; W/Ring Retained Housing.....                 | 8528    |
| Stg. Gear Input Shaft Seal Kit; W/Ring Retained Housing.....           | 7095    | Stg. Gear Input Shaft Seal Kit; W/4-Bolt Gear Housing.....             | 8525    |
| Stg. Gear Complete Pitman Shaft Seal Kit; W/4-Bolt Gear Housing...     | 8766    | Stg. Gear Input Shaft Seal Kit; W/Ring Retained Housing.....           | 7095    |
| Stg. Gear Complete Pitman Shaft Seal Kit; W/Ring Retained Housing..... | 8767    | Stg. Gear Complete Pitman Shaft Seal Kit; W/4-Bolt Gear Housing...     | 8766    |
| Stg. Gear Lower Pitman Shaft Seal Kit; W/4-Bolt Gear Housing.....      | 7856    | Stg. Gear Complete Pitman Shaft Seal Kit; W/Ring Retained Housing..... | 8767    |
| Stg. Gear Lower Pitman Shaft Seal Kit; W/Ring Retained Housing....     | 8530    | Stg. Gear Lower Pitman Shaft Seal Kit; W/4-Bolt Gear Housing.....      | 7856    |
|  |         | Stg. Gear Lower Pitman Shaft Seal Kit; W/Ring Retained Housing....     | 8530    |

☆ See Pages A14 - A15 For Pump or Gear Identification.

⊛ Packaged one bushing per box, order as required.

**SYSTEM PUMP & GEAR IDENT.**

**SYSTEM & COMPONENT IDENT.**

**PASS. CARS**

**LIGHT TRUCKS**

**MEDIUM/HEAVY TRUCKS**

**BUSES**

**HOSE NUMERICAL**

**REPAIR KITS**

**KIT NUMERICAL**

**ILLUSTRATIONS**







# Power Steering Repair Kits for Passenger Cars and Light Trucks

|                                    | Application   | Kit No. | Application   | Kit No. |
|------------------------------------|---|---------|---|---------|
| SYSTEM<br>PUMP &<br>GEAR<br>IDENT. | <b>CHEVROLET - Continued</b>                                  |         | <b>CHEVROLET - Continued</b>  |         |
|                                    | <b>P SERIES VAN - Continued</b>                               |         | <b>P SERIES VAN - Continued</b>   |         |
|                                    | <b>1993-1992 - Continued</b>                                  |         | <b>1979</b>   |         |
|                                    | <b>V-8 6.2 L DIESEL ENG.; V-8 7.4 L ENG. - Continued</b>      |         | <b>6-CYL. 292 ENG.; V-8 350 ENG.; V-8 454 ENG.</b>  |         |
|                                    | Stg. Gear Lower Pitman Shaft Seal Kit; W/708 Series Gear..... | 8717    | Pump Complete Rebuilding Kit.....   | 7910    |
|                                    |   |         | Pump Seal Kit.....  | 7918    |
|                                    |   |         | Pump Drive Shaft Seal Kit.....  | 8709    |
|                                    |   |         | Stg. Gear Complete Rebuilding Kit; 1st Design; W/Casting No. 7802644L.....                                      | 7857    |
|                                    |   |         | Stg. Gear Complete Rebuilding Kit; 2nd Design; W/Casting No. 7802644.....                                       | 8524    |
|                                    |   |         | Stg. Gear Major Seal Kit; 1st Design; W/Casting No. 7802644L.....   | 7859    |
|                                    |   |         | Stg. Gear Major Seal Kit; 2nd Design; W/Casting No. 7802644.....  | 8523    |
|                                    |   |         | Stg. Gear Input Shaft Seal Kit; 1st Design; W/Casting No. 7802644L.....   | 7095    |
|                                    |   |         | Stg. Gear Input Shaft Seal Kit; 2nd Design; W/Casting No. 7802644.....  | 8525    |
|                                    |   |         | Stg. Gear Complete Pitman Shaft Seal Kit.....   | 8766    |
|                                    |   |         | Stg. Gear Lower Pitman Shaft Seal Kit.....  | 7856    |
|                                    |   |         |   |         |
|                                    |   |         | <b>1978-1975</b>  |         |
|                                    |   |         | <b>6-CYL. 292 ENG.; V-8 350 ENG.; V-8 454 ENG.</b>  |         |
|                                    |   |         | Pump Complete Rebuilding Kit.....   | 7910    |
|                                    |   |         | Pump Seal Kit.....  | 7918    |
|                                    |   |         | Pump Drive Shaft Seal Kit.....  | 8709    |
|                                    |   |         | Stg. Gear Complete Rebuilding Kit.....  | 7857    |
|                                    |   |         | Stg. Gear Major Seal Kit.....   | 7859    |
|                                    |   |         | Stg. Gear Input Shaft Seal Kit.....   | 7095    |
|                                    |   |         | Stg. Gear Complete Pitman Shaft Seal Kit.....   | 8766    |
|                                    |   |         | Stg. Gear Lower Pitman Shaft Seal Kit.....  | 7856    |
|                                    |   |         |   |         |
|                                    |   |         | <b>1974</b>   |         |
|                                    |   |         | <b>6-CYL. 250 ENG.; 6-CYL. 292 ENG.; V-8 350 ENG.; V-8 454 ENG.</b>   |         |
|                                    |   |         | Pump Complete Rebuilding Kit.....   | 7910    |
|                                    |   |         | Pump Seal Kit.....  | 7918    |
|                                    |   |         | Pump Drive Shaft Seal Kit.....  | 8709    |
|                                    |   |         | Stg. Gear Complete Rebuilding Kit.....  | 7857    |
|                                    |   |         | Stg. Gear Major Seal Kit.....   | 7859    |
|                                    |   |         | Stg. Gear Input Shaft Seal Kit.....   | 7095    |
|                                    |   |         | Stg. Gear Complete Pitman Shaft Seal Kit.....   | 8766    |
|                                    |   |         | Stg. Gear Lower Pitman Shaft Seal Kit.....  | 7856    |
|                                    |   |         |   |         |
|                                    |   |         | <b>1973</b>   |         |
|                                    |   |         | <b>6-CYL. 250 ENG.; 6-CYL. 292 ENG.; V-8 307 ENG.; V-8 350 ENG.; V-8 454 ENG.</b>                               |         |
|                                    |   |         | Pump Complete Rebuilding Kit.....   | 7910    |
|                                    |   |         | Pump Seal Kit.....  | 7918    |
|                                    |   |         | Pump Drive Shaft Seal Kit.....  | 8709    |
|                                    |   |         | Stg. Gear Complete Rebuilding Kit.....  | 7857    |
|                                    |   |         | Stg. Gear Major Seal Kit.....   | 7859    |
|                                    |   |         | Stg. Gear Input Shaft Seal Kit.....   | 7095    |
|                                    |   |         | Stg. Gear Complete Pitman Shaft Seal Kit.....   | 8766    |
|                                    |   |         | Stg. Gear Lower Pitman Shaft Seal Kit.....  | 7856    |
|                                    |   |         |   |         |
|                                    |   |         | <b>R &amp; V SERIES PICKUP</b>  |         |
|                                    |   |         | <b>1991-1989</b>  |         |
|                                    |   |         | <b>V-8 5.7 L ENG.; V-8 6.2 L DIESEL ENG.; V-8 7.4 L ENG.</b>  |         |
|                                    |   |         | Pump Complete Rebuilding Kit.....   | 7910    |
|                                    |   |         | Pump Seal Kit.....  | 7918    |
|                                    |   |         | Pump Drive Shaft Seal Kit.....  | 8709    |
|                                    |   |         | Stg. Gear Complete Rebuilding Kit.....  | 8524    |
|                                    |   |         | Stg. Gear Major Seal Kit.....   | 8523    |
|                                    |   |         | Stg. Gear Input Shaft Seal Kit.....   | 8525    |
|                                    |   |         | Stg. Gear Complete Pitman Shaft Seal Kit.....   | 8766    |
|                                    |   |         | Stg. Gear Lower Pitman Shaft Seal Kit.....  | 7856    |
|                                    |   |         |   |         |
|                                    |   |         | <b>1988</b>   |         |
|                                    |   |         | <b>6-CYL. 4.8 L ENG.; V-8 5.7 L ENG.; V-8 6.2 L DIESEL ENG.; V-8 7.4 L ENG.</b>                                 |         |
|                                    |   |         | Pump Complete Rebuilding Kit.....   | 7910    |
|                                    |   |         | Pump Seal Kit.....  | 7918    |
|                                    |   |         | Pump Drive Shaft Seal Kit.....  | 8709    |
|                                    |   |         | Stg. Gear Complete Rebuilding Kit.....  | 8524    |
|                                    |   |         | Stg. Gear Major Seal Kit.....   | 8523    |
|                                    |   |         | Stg. Gear Input Shaft Seal Kit.....   | 8525    |
|                                    |   |         | Stg. Gear Complete Pitman Shaft Seal Kit.....   | 8766    |
|                                    |   |         | Stg. Gear Lower Pitman Shaft Seal Kit.....  | 7856    |
|                                    |   |         |   |         |
|                                    |   |         | <b>1987</b>   |         |
|                                    |   |         | <b>6-CYL. 4.8 L ENG.; V-6 4.3 L ENG.; V-8 5.0 L ENG.; V-8 5.7 L ENG.; V-8 6.2 L DIESEL ENG.; V-8 7.4 L ENG.</b> |         |
|                                    |   |         | Pump Complete Rebuilding Kit.....   | 7910    |

☆ See Pages A14 - A15 For Pump or Gear Identification.

⊛ Packaged one bushing per box, order as required.

# Power Steering Repair Kits for Passenger Cars and Light Trucks

| Application   | Kit No. | Application  | Kit No. |
|---|---------|--|---------|
| <b>CHEVROLET - Continued</b>  |         | <b>CHEVROLET - Continued</b>                                 |         |
| <b>R &amp; V SERIES PICKUP - Continued</b>  |         | <b>S SERIES PICKUP - Continued</b>                           |         |
| <b>1987 - Continued</b>   |         | <b>1985 - Continued</b>                                      |         |
| <b>6-CYL. 4.8 L ENG.; V-6 4.3 L ENG.; V-8 5.0 L ENG.; V-8 5.7 L ENG.; V-8 6.2 L DIESEL ENG.; V-8 7.4 L ENG. - Continued</b> |         | <b>4-CYL. 1.9 L ENG.; V-6 2.8 L ENG. - Continued</b>         |         |
| Pump Seal Kit.....  | 7918    | Stg. Gear Complete Pitman Shaft Seal Kit.....                | 8766    |
| Pump Drive Shaft Seal Kit.....  | 8709    | Stg. Gear Lower Pitman Shaft Seal Kit.....                   | 7856    |
| Stg. Gear Complete Rebuilding Kit.....  | 8524    | <b>4-CYL. 2.2 L DIESEL ENG.; 4-CYL. 2.5 L ENG.</b>           |         |
| Stg. Gear Major Seal Kit.....   | 8523    | Pump Complete Rebuilding Kit.....                            | 8561    |
| Stg. Gear Input Shaft Seal Kit.....   | 8525    | Pump Seal Kit.....   | 8554    |
| Stg. Gear Complete Pitman Shaft Seal Kit.....   | 8766    | Pump Drive Shaft Seal Kit.....                               | 8712    |
| Stg. Gear Lower Pitman Shaft Seal Kit.....  | 7856    | Stg. Gear Complete Rebuilding Kit.....                       | 8522    |
| <b>S SERIES PICKUP</b>  |         | Stg. Gear Major Seal Kit.....                                | 8521    |
| <b>1995-1994</b>  |         | Stg. Gear Input Shaft Seal Kit.....                          | 8525    |
| <b>4-CYL. 2.2 L ENG.</b>  |         | Stg. Gear Complete Pitman Shaft Seal Kit.....                | 8766    |
| Pump Seal Kit.....  | 8624    | Stg. Gear Lower Pitman Shaft Seal Kit.....                   | 7856    |
| Pump Drive Shaft Seal Kit.....  | 8709    | <b>1984-1983</b>   |         |
| Stg. Gear Complete Rebuilding Kit.....  | 8780    | <b>4-CYL. 1.9 L ENG.; 4-CYL. 2.0 L ENG.; V-6 2.8 L ENG.</b>  |         |
| Stg. Gear Major Seal Kit.....   | 8625    | Pump Complete Rebuilding Kit.....                            | 7910    |
| Stg. Gear Input Shaft Seal Kit.....   | 8525    | Pump Seal Kit.....   | 7918    |
| Stg. Gear Complete Pitman Shaft Seal Kit.....   | 8763    | Pump Drive Shaft Seal Kit.....                               | 8709    |
| Stg. Gear Lower Pitman Shaft Seal Kit.....  | 8717    | Stg. Gear Complete Rebuilding Kit.....                       | 8522    |
| <b>V-6 4.3 L ENG.</b>   |         | Stg. Gear Major Seal Kit.....                                | 8521    |
| Pump Complete Rebuilding Kit.....   | 7910    | Stg. Gear Input Shaft Seal Kit.....                          | 8525    |
| Pump Seal Kit.....  | 7918    | Stg. Gear Complete Pitman Shaft Seal Kit.....                | 8766    |
| Pump Drive Shaft Seal Kit.....  | 8709    | Stg. Gear Lower Pitman Shaft Seal Kit.....                   | 7856    |
| Stg. Gear Complete Rebuilding Kit.....  | 8780    | <b>4-CYL. 2.2 L DIESEL ENG.</b>                              |         |
| Stg. Gear Major Seal Kit.....   | 8625    | Pump Complete Rebuilding Kit.....                            | 8561    |
| Stg. Gear Input Shaft Seal Kit.....   | 8525    | Pump Seal Kit.....   | 8554    |
| Stg. Gear Complete Pitman Shaft Seal Kit.....   | 8763    | Pump Drive Shaft Seal Kit.....                               | 8712    |
| Stg. Gear Lower Pitman Shaft Seal Kit.....  | 8717    | Stg. Gear Complete Rebuilding Kit.....                       | 8522    |
| <b>1993-1988</b>  |         | Stg. Gear Major Seal Kit.....                                | 8521    |
| <b>4-CYL. 2.5 L ENG.</b>  |         | Stg. Gear Input Shaft Seal Kit.....                          | 8525    |
| Pump Complete Rebuilding Kit.....   | 8561    | Stg. Gear Complete Pitman Shaft Seal Kit.....                | 8766    |
| Pump Seal Kit.....  | 8554    | Stg. Gear Lower Pitman Shaft Seal Kit.....                   | 7856    |
| Pump Drive Shaft Seal Kit.....  | 8712    | <b>1982</b>  |         |
| Stg. Gear Complete Rebuilding Kit.....  | 8522    | <b>4-CYL. 1.9 L ENG.; V-6 2.8 L ENG.</b>                     |         |
| Stg. Gear Major Seal Kit.....   | 8521    | Pump Complete Rebuilding Kit.....                            | 7910    |
| Stg. Gear Input Shaft Seal Kit.....   | 8525    | Pump Seal Kit.....   | 7918    |
| Stg. Gear Complete Pitman Shaft Seal Kit.....   | 8766    | Pump Drive Shaft Seal Kit.....                               | 8709    |
| Stg. Gear Lower Pitman Shaft Seal Kit.....  | 7856    | Stg. Gear Complete Rebuilding Kit.....                       | 8522    |
| <b>V-6 2.8 L ENG.; V-6 4.3 L ENG.</b>   |         | Stg. Gear Major Seal Kit.....                                | 8521    |
| Pump Complete Rebuilding Kit.....   | 7910    | Stg. Gear Input Shaft Seal Kit.....                          | 8525    |
| Pump Seal Kit.....  | 7918    | Stg. Gear Complete Pitman Shaft Seal Kit.....                | 8766    |
| Pump Drive Shaft Seal Kit.....  | 8709    | Stg. Gear Lower Pitman Shaft Seal Kit.....                   | 7856    |
| Stg. Gear Complete Rebuilding Kit.....  | 8522    | <b>SPECTRUM</b>  |         |
| Stg. Gear Major Seal Kit.....   | 8521    | <b>1988-1985</b>   |         |
| Stg. Gear Input Shaft Seal Kit.....   | 8525    | <b>4-CYL. 1.5 L ENG.</b>                                     |         |
| Stg. Gear Complete Pitman Shaft Seal Kit.....   | 8766    | Pump Complete Rebuilding Kit.....                            | 8561    |
| Stg. Gear Lower Pitman Shaft Seal Kit.....  | 7856    | Pump Seal Kit.....   | 8554    |
| <b>1987-1986</b>  |         | Pump Drive Shaft Seal Kit.....                               | 8712    |
| <b>4-CYL. 2.5 L ENG.</b>  |         | Rack & Pinion Seal Kit.....                                  | 8648    |
| Pump Complete Rebuilding Kit.....   | 8561    | <b>SUBURBAN</b>  |         |
| Pump Seal Kit.....  | 8554    | <b>1995-1994</b>   |         |
| Pump Drive Shaft Seal Kit.....  | 8712    | <b>V-8 5.7 L ENG.; V-8 6.5 L DIESEL ENG.; V-8 7.4 L ENG.</b> |         |
| Stg. Gear Complete Rebuilding Kit.....  | 8522    | Pump Complete Rebuilding Kit.....                            | 7910    |
| Stg. Gear Major Seal Kit.....   | 8521    | Pump Seal Kit.....   | 7918    |
| Stg. Gear Input Shaft Seal Kit.....   | 8525    | Pump Drive Shaft Seal Kit.....                               | 8709    |
| Stg. Gear Complete Pitman Shaft Seal Kit.....   | 8766    | Stg. Gear Complete Rebuilding Kit; 8600 G.V.W. & Over.....   | 8780    |
| Stg. Gear Lower Pitman Shaft Seal Kit.....  | 7856    | Stg. Gear Complete Rebuilding Kit; Under 8600 G.V.W.....     | 8781    |
| <b>V-6 2.8 L ENG.</b>   |         | Stg. Gear Major Seal Kit; 8600 G.V.W. & Over.....            | 8716    |
| Pump Complete Rebuilding Kit.....   | 7910    | Stg. Gear Major Seal Kit; Under 8600 G.V.W.....              | 8625    |
| Pump Seal Kit.....  | 7918    | Stg. Gear Input Shaft Seal Kit.....                          | 8525    |
| Pump Drive Shaft Seal Kit.....  | 8709    | Stg. Gear Complete Pitman Shaft Seal Kit.....                | 8763    |
| Stg. Gear Complete Rebuilding Kit.....  | 8522    | Stg. Gear Lower Pitman Shaft Seal Kit.....                   | 8717    |
| Stg. Gear Major Seal Kit.....   | 8521    | <b>1993-1992</b>   |         |
| Stg. Gear Input Shaft Seal Kit.....   | 8525    | <b>V-8 5.7 L ENG.; V-8 7.4 L ENG.</b>                        |         |
| Stg. Gear Complete Pitman Shaft Seal Kit.....   | 8766    | Pump Complete Rebuilding Kit.....                            | 7910    |
| Stg. Gear Lower Pitman Shaft Seal Kit.....  | 7856    | Pump Seal Kit.....   | 7918    |
| <b>1985</b>   |         | Pump Drive Shaft Seal Kit.....                               | 8709    |
| <b>4-CYL. 1.9 L ENG.; V-6 2.8 L ENG.</b>  |         | Stg. Gear Complete Rebuilding Kit; 8600 G.V.W. & Over.....   | 8780    |
| Pump Complete Rebuilding Kit.....   | 7910    | Stg. Gear Complete Rebuilding Kit; Under 8600 G.V.W.....     | 8781    |
| Pump Seal Kit.....  | 7918    | Stg. Gear Major Seal Kit; 8600 G.V.W. & Over.....            | 8716    |
| Pump Drive Shaft Seal Kit.....  | 8709    | Stg. Gear Major Seal Kit; Under 8600 G.V.W.....              | 8625    |
| Stg. Gear Complete Rebuilding Kit.....  | 8522    | Stg. Gear Input Shaft Seal Kit.....                          | 8525    |
| Stg. Gear Major Seal Kit.....   | 8521    | Stg. Gear Complete Pitman Shaft Seal Kit.....                | 8763    |
| Stg. Gear Input Shaft Seal Kit.....   | 8525    | Stg. Gear Lower Pitman Shaft Seal Kit.....                   | 8717    |

☆ See Pages A14 - A15 For Pump or Gear Identification.

⊗ Packaged one bushing per box, order as required.

**SYSTEM PUMP & GEAR IDENT.**

**SYSTEM & COMPONENT IDENT.**

**PASS. CARS**

**LIGHT TRUCKS**

**MEDIUM/HEAVY TRUCKS**

**BUSES**

**HOSE NUMERICAL**

**REPAIR KITS**

**KIT NUMERICAL**

**ILLUSTRATIONS**



# Power Steering Repair Kits for Passenger Cars and Light Trucks

|                                      | Application  | Kit No. | Application  | Kit No. |
|--------------------------------------|--|---------|--|---------|
| <b>SYSTEM PUMP &amp; GEAR IDENT.</b> | <b>CHEVROLET - Continued</b>   |         | <b>CHEVROLET - Continued</b>   |         |
|                                      | <b>SUBURBAN - Continued</b>  |         | <b>SUBURBAN - Continued</b>  |         |
|                                      | <b>1993-1992 - Continued</b>   |         | <b>1978 - Continued</b>  |         |
|                                      | <b>V-8 5.7 L ENG.; V-8 7.4 L ENG. - Continued</b>  |         | <b>6-CYL. 250 ENG.; 6-CYL. 292 ENG.; V-8 305 ENG.; V-8 350 ENG.; V-8 350 DIESEL ENG.; V-8 400 ENG.; V-8 454 ENG.</b> |         |
|                                      | Stg. Gear Lower Pitman Shaft Seal Kit.....   | 8717    | - Continued  |         |
| <b>SYSTEM &amp; COMPONENT IDENT.</b> | <b>1991-1988</b>   |         | Stg. Gear Input Shaft Seal Kit.....  | 7095    |
|                                      | <b>V-8 5.7 L ENG.; V-8 6.2 L DIESEL ENG.; V-8 7.4 L ENG.</b>   |         | Stg. Gear Complete Pitman Shaft Seal Kit.....  | 8766    |
|                                      | Pump Complete Rebuilding Kit.....  | 7910    | Stg. Gear Lower Pitman Shaft Seal Kit.....   | 7856    |
|                                      | Pump Seal Kit.....   | 7918    |  |         |
|                                      | Pump Drive Shaft Seal Kit.....   | 8709    | <b>1977</b>  |         |
|                                      | Stg. Gear Complete Rebuilding Kit.....   | 8524    | <b>6-CYL. 250 ENG.; 6-CYL. 292 ENG.; V-8 305 ENG.; V-8 350 ENG.; V-8 400 ENG.; V-8 454 ENG.</b>                      |         |
|                                      | Stg. Gear Major Seal Kit.....  | 8523    | Pump Complete Rebuilding Kit.....  | 7910    |
|                                      | Stg. Gear Input Shaft Seal Kit.....  | 8525    | Pump Seal Kit.....   | 7918    |
|                                      | Stg. Gear Complete Pitman Shaft Seal Kit.....  | 8766    | Pump Drive Shaft Seal Kit.....   | 8709    |
|                                      | Stg. Gear Lower Pitman Shaft Seal Kit.....   | 7856    | Stg. Gear Complete Rebuilding Kit.....   | 7857    |
| <b>PASS. CARS</b>                    | <b>1987-1982</b>   |         | Stg. Gear Major Seal Kit.....  | 7859    |
|                                      | <b>V-8 5.0 L ENG.; V-8 5.7 L ENG.; V-8 6.2 L DIESEL ENG.; V-8 7.4 L ENG.</b>   |         | Stg. Gear Input Shaft Seal Kit.....  | 7095    |
|                                      | Pump Complete Rebuilding Kit.....  | 7910    | Stg. Gear Complete Pitman Shaft Seal Kit.....  | 8766    |
|                                      | Pump Seal Kit.....   | 7918    | Stg. Gear Lower Pitman Shaft Seal Kit.....   | 7856    |
|                                      | Pump Drive Shaft Seal Kit.....   | 8709    |  |         |
|                                      | Stg. Gear Complete Rebuilding Kit.....   | 8524    | <b>1976-1975</b>   |         |
|                                      | Stg. Gear Major Seal Kit.....  | 8523    | <b>6-CYL. 250 ENG.; 6-CYL. 292 ENG.; V-8 350 ENG.; V-8 400 ENG.; V-8 454 ENG.</b>                                    |         |
|                                      | Stg. Gear Input Shaft Seal Kit.....  | 8525    | Pump Complete Rebuilding Kit.....  | 7910    |
|                                      | Stg. Gear Complete Pitman Shaft Seal Kit.....  | 8766    | Pump Seal Kit.....   | 7918    |
|                                      | Stg. Gear Lower Pitman Shaft Seal Kit.....   | 7856    | Pump Drive Shaft Seal Kit.....   | 8709    |
| <b>LIGHT TRUCKS</b>                  | <b>1981</b>  |         | Stg. Gear Complete Rebuilding Kit.....   | 7857    |
|                                      | <b>V-8 5.0 L ENG.; V-8 5.7 L ENG.; V-8 7.4 L ENG.</b>  |         | Stg. Gear Major Seal Kit.....  | 7859    |
|                                      | Pump Complete Rebuilding Kit.....  | 7910    | Stg. Gear Input Shaft Seal Kit.....  | 7095    |
|                                      | Pump Seal Kit.....   | 7918    | Stg. Gear Complete Pitman Shaft Seal Kit.....  | 8766    |
|                                      | Pump Drive Shaft Seal Kit.....   | 8709    | Stg. Gear Lower Pitman Shaft Seal Kit.....   | 7856    |
|                                      | Stg. Gear Complete Rebuilding Kit.....   | 8524    |  |         |
|                                      | Stg. Gear Major Seal Kit.....  | 8523    | <b>1974</b>  |         |
|                                      | Stg. Gear Input Shaft Seal Kit.....  | 8525    | <b>6-CYL. 250 ENG.; 6-CYL. 292 ENG.; V-8 350 ENG.; V-8 454 ENG.</b>  |         |
|                                      | Stg. Gear Complete Pitman Shaft Seal Kit.....  | 8766    | Pump Complete Rebuilding Kit.....  | 7910    |
|                                      | Stg. Gear Lower Pitman Shaft Seal Kit.....   | 7856    | Pump Seal Kit.....   | 7918    |
| <b>MEDIUM/HEAVY TRUCKS</b>           | <b>1980</b>  |         | Pump Drive Shaft Seal Kit.....   | 8709    |
|                                      | <b>6-CYL. 4.1 L ENG.; V-8 5.0 L ENG.; V-8 5.7 L ENG.; V-8 6.6 L ENG.; V-8 7.4 L ENG.</b>                             |         | Stg. Gear Complete Rebuilding Kit.....   | 7857    |
|                                      | Pump Complete Rebuilding Kit.....  | 7910    | Stg. Gear Major Seal Kit.....  | 7859    |
|                                      | Pump Seal Kit.....   | 7918    | Stg. Gear Input Shaft Seal Kit.....  | 7095    |
|                                      | Pump Drive Shaft Seal Kit.....   | 8709    | Stg. Gear Complete Pitman Shaft Seal Kit.....  | 8766    |
|                                      | Stg. Gear Complete Rebuilding Kit; 1st Design; W/Casting No. 7802644L.....   | 7857    | Stg. Gear Lower Pitman Shaft Seal Kit.....   | 7856    |
|                                      | Stg. Gear Complete Rebuilding Kit; 2nd Design; W/Casting No. 7802644.....  | 8524    |  |         |
|                                      | Stg. Gear Major Seal Kit; 1st Design; W/Casting No. 7802644L.....  | 7859    | <b>1973</b>  |         |
|                                      | Stg. Gear Major Seal Kit; 2nd Design; W/Casting No. 7802644.....   | 8523    | <b>6-CYL. 250 ENG.; 6-CYL. 292 ENG.; V-8 307 ENG.; V-8 350 ENG.; V-8 454 ENG.</b>                                    |         |
|                                      | Stg. Gear Input Shaft Seal Kit; 1st Design; W/Casting No. 7802644L.....  | 7095    | Pump Complete Rebuilding Kit.....  | 7910    |
|                                      | Stg. Gear Input Shaft Seal Kit; 2nd Design; W/Casting No. 7802644.....   | 8525    | Pump Seal Kit.....   | 7918    |
|                                      | Stg. Gear Complete Pitman Shaft Seal Kit.....  | 8766    | Pump Drive Shaft Seal Kit.....   | 8709    |
|                                      | Stg. Gear Lower Pitman Shaft Seal Kit.....   | 7856    | Stg. Gear Complete Rebuilding Kit.....   | 7857    |
| <b>BUSES</b>                         | <b>1979</b>  |         | Stg. Gear Major Seal Kit.....  | 7859    |
|                                      | <b>6-CYL. 250 ENG.; 6-CYL. 292 ENG.; V-8 305 ENG.; V-8 350 ENG.; V-8 400 ENG.; V-8 454 ENG.</b>                      |         | Stg. Gear Input Shaft Seal Kit.....  | 7095    |
|                                      | Pump Complete Rebuilding Kit.....  | 7910    | Stg. Gear Complete Pitman Shaft Seal Kit.....  | 8766    |
|                                      | Pump Seal Kit.....   | 7918    | Stg. Gear Lower Pitman Shaft Seal Kit.....   | 7856    |
|                                      | Pump Drive Shaft Seal Kit.....   | 8709    |  |         |
|                                      | Stg. Gear Complete Rebuilding Kit; 1st Design; W/Casting No. 7802644L.....   | 7857    | <b>1972-1971</b>   |         |
|                                      | Stg. Gear Complete Rebuilding Kit; 2nd Design; W/Casting No. 7802644.....  | 8524    | <b>6-CYL. 250 ENG.; 6-CYL. 292 ENG.; V-8 307 ENG.; V-8 350 ENG.; V-8 402 ENG.</b>                                    |         |
|                                      | Stg. Gear Major Seal Kit; 1st Design; W/Casting No. 7802644L.....  | 7859    | Pump Complete Rebuilding Kit.....  | 7910    |
|                                      | Stg. Gear Major Seal Kit; 2nd Design; W/Casting No. 7802644.....   | 8523    | Pump Seal Kit.....   | 7918    |
|                                      | Stg. Gear Input Shaft Seal Kit; 1st Design; W/Casting No. 7802644L.....  | 7095    | Pump Drive Shaft Seal Kit.....   | 8709    |
|                                      | Stg. Gear Input Shaft Seal Kit; 2nd Design; W/Casting No. 7802644.....   | 8525    | Stg. Gear Complete Rebuilding Kit.....   | 7857    |
|                                      | Stg. Gear Complete Pitman Shaft Seal Kit.....  | 8766    | Stg. Gear Major Seal Kit.....  | 7859    |
|                                      | Stg. Gear Lower Pitman Shaft Seal Kit.....   | 7856    | Stg. Gear Input Shaft Seal Kit.....  | 7095    |
| <b>REPAIR KITS</b>                   | <b>1978</b>  |         | Stg. Gear Complete Pitman Shaft Seal Kit.....  | 8766    |
|                                      | <b>6-CYL. 250 ENG.; 6-CYL. 292 ENG.; V-8 305 ENG.; V-8 350 ENG.; V-8 400 ENG.; V-8 454 ENG.</b>                      |         | Stg. Gear Lower Pitman Shaft Seal Kit.....   | 7856    |
|                                      | Pump Complete Rebuilding Kit.....  | 7910    |  |         |
|                                      | Pump Seal Kit.....   | 7918    | <b>1970</b>  |         |
|                                      | Pump Drive Shaft Seal Kit.....   | 8709    | <b>6-CYL. 250 ENG.; 6-CYL. 292 ENG.; V-8 307 ENG.; V-8 350 ENG.; V-8 396 ENG.; V-8 400 ENG.</b>                      |         |
|                                      | Stg. Gear Complete Rebuilding Kit; 1st Design; W/Casting No. 7802644L.....   | 7857    | Pump Complete Rebuilding Kit; W/Two-Raised Mounting Pads.....  | 7910    |
|                                      | Stg. Gear Complete Rebuilding Kit; 2nd Design; W/Casting No. 7802644.....  | 8524    | Pump Seal Kit; W/One-Raised Mounting Pads.....   | 8755    |
|                                      | Stg. Gear Major Seal Kit; 1st Design; W/Casting No. 7802644L.....  | 7859    | Pump Seal Kit; W/Two-Raised Mounting Pads.....   | 7918    |
|                                      | Stg. Gear Major Seal Kit; 2nd Design; W/Casting No. 7802644.....   | 8523    | Pump Drive Shaft Seal Kit; W/One-Raised Mounting Pads.....   | 8711    |
|                                      | Stg. Gear Input Shaft Seal Kit; 1st Design; W/Casting No. 7802644L.....  | 7095    | Pump Drive Shaft Seal Kit; W/Two-Raised Mounting Pads.....   | 8709    |
|                                      | Stg. Gear Input Shaft Seal Kit; 2nd Design; W/Casting No. 7802644.....   | 8525    | Stg. Gear Complete Rebuilding Kit.....   | 7857    |
|                                      | Stg. Gear Complete Pitman Shaft Seal Kit.....  | 8766    | Stg. Gear Major Seal Kit.....  | 7859    |
|                                      | Stg. Gear Lower Pitman Shaft Seal Kit.....   | 7856    | Stg. Gear Input Shaft Seal Kit.....  | 7095    |
| <b>KIT NUMERICAL</b>                 | <b>1978</b>  |         | Stg. Gear Complete Pitman Shaft Seal Kit.....  | 8766    |
|                                      | <b>6-CYL. 250 ENG.; 6-CYL. 292 ENG.; V-8 305 ENG.; V-8 350 ENG.; V-8 350 DIESEL ENG.; V-8 400 ENG.; V-8 454 ENG.</b> |         |  |         |
|                                      | Pump Complete Rebuilding Kit.....  | 7910    |  |         |
|                                      | Pump Seal Kit.....   | 7918    |  |         |
|                                      | Pump Drive Shaft Seal Kit.....   | 8709    |  |         |
|                                      | Stg. Gear Complete Rebuilding Kit.....   | 7857    |  |         |
|                                      | Stg. Gear Major Seal Kit.....  | 7859    |  |         |
| <b>ILLUSTRATIONS</b>                 | <b>1978</b>  |         |  |         |
|                                      | <b>6-CYL. 250 ENG.; 6-CYL. 292 ENG.; V-8 305 ENG.; V-8 350 ENG.; V-8 350 DIESEL ENG.; V-8 400 ENG.; V-8 454 ENG.</b> |         |  |         |
|                                      | Pump Complete Rebuilding Kit.....  | 7910    |  |         |
|                                      | Pump Seal Kit.....   | 7918    |  |         |
|                                      | Pump Drive Shaft Seal Kit.....   | 8709    |  |         |
|                                      | Stg. Gear Complete Rebuilding Kit.....   | 7857    |  |         |
|                                      | Stg. Gear Major Seal Kit.....  | 7859    |  |         |
|                                      | Stg. Gear Input Shaft Seal Kit.....  | 7095    |  |         |
|                                      | Stg. Gear Complete Pitman Shaft Seal Kit.....  | 8766    |  |         |
|                                      | Stg. Gear Major Seal Kit.....  | 7859    |  |         |

☆ See Pages A14 - A15 For Pump or Gear Identification.

⊗ Packaged one bushing per box, order as required.





# Power Steering Repair Kits for Passenger Cars and Light Trucks

| Application  | Kit No. | Application  | Kit No. |
|--|---------|--|---------|
| <b>CHRYSLER - Continued</b>  |         | <b>CHRYSLER - Continued</b>  |         |
| <b>DYNASTY - Continued</b>   |         | <b>FIFTH AVENUE</b>  |         |
| <b>1992 - Continued</b>  |         | <b>1989-1984</b>   |         |
| <b>V-6 3.3 L ENG. (CANADA) - Continued</b>                                 |         | <b>V-8 5.2 L ENG.</b>  |         |
| Rack & Pinion Seal Kit; W/Plastic Rack Bulkhead .....                      | 8610    | Pump Complete Rebuilding Kit .....   | 7910    |
| Rack & Pinion Lower Pinion Bearing Kit .....                               | 8579    | Pump Seal Kit .....  | 7918    |
| <b>1991</b>  |         | Pump Drive Shaft Seal Kit .....  | 8709    |
| <b>4-CYL. 2.5 L ENG. (CANADA)</b>  |         | Stg. Gear Complete Rebuilding Kit .....                                    | 8538    |
| Pump Complete Rebuilding Kit .....   | 7910    | Stg. Gear Major Seal Kit .....   | 8513    |
| Pump Seal Kit .....  | 7918    | Stg. Gear Input Shaft Seal Kit .....                                       | 8553    |
| Pump Drive Shaft Seal Kit .....  | 8709    | Stg. Gear Complete Pitman Shaft Seal Kit .....                             | 8765    |
| Rack & Pinion Seal Kit; W/Plastic Rack Bulkhead .....                      | 8610    | Stg. Gear Lower Pitman Shaft Seal Kit .....                                | 8516    |
| Rack & Pinion Lower Pinion Bearing Kit .....                               | 8579    | Control Valve Seal Kit .....   | 8518    |
| <b>V-6 3.3 L ENG. (CANADA)</b>   |         | <b>1983</b>  |         |
| Pump Seal Kit; W/ZF P.S. Pump .....  | 8632    | <b>6-CYL. 3.7 L ENG.; V-8 5.2 L ENG.</b>                                   |         |
| Rack & Pinion Seal Kit; W/Plastic Rack Bulkhead .....                      | 8610    | Pump Complete Rebuilding Kit .....   | 7910    |
| Rack & Pinion Lower Pinion Bearing Kit .....                               | 8579    | Pump Seal Kit .....  | 7918    |
| <b>1990</b>  |         | Pump Drive Shaft Seal Kit .....  | 8709    |
| <b>4-CYL. 2.5 L ENG. (CANADA); V-6 3.0 L ENG. (CANADA)</b>                 |         | Rack & Pinion Seal Kit; W/Saginaw Rack & Pinion Gear .....                 | 8576    |
| Pump Complete Rebuilding Kit .....   | 7910    | Rack & Pinion Upper Pinion Bearing Kit; W/Saginaw Rack & Pinion Gear ..... | 8571    |
| Pump Seal Kit .....  | 7918    | Rack & Pinion Lower Pinion Bearing Kit; W/Saginaw Rack & Pinion Gear ..... | 8572    |
| Pump Drive Shaft Seal Kit .....  | 8709    | Rack & Pinion Lower Pinion Bearing Kit; W/TRW Rack & Pinion Gear; ☆R ..... | 8579    |
| Rack & Pinion Seal Kit; W/Plastic Rack Bulkhead .....                      | 8610    | <b>IMPERIAL</b>  |         |
| Rack & Pinion Lower Pinion Bearing Kit .....                               | 8579    | <b>1993-1992</b>   |         |
| <b>V-6 3.3 L ENG. (CANADA)</b>   |         | <b>V-6 3.8 L ENG.</b>  |         |
| Pump Seal Kit; W/ZF P.S. Pump .....  | 8632    | Pump Complete Rebuilding Kit .....   | 8561    |
| Rack & Pinion Seal Kit; W/Plastic Rack Bulkhead .....                      | 8610    | Pump Seal Kit .....  | 8554    |
| Rack & Pinion Lower Pinion Bearing Kit .....                               | 8579    | Pump Drive Shaft Seal Kit .....  | 8712    |
| <b>1989-1988</b>   |         | Rack & Pinion Seal Kit; W/Plastic Rack Bulkhead .....                      | 8610    |
| <b>4-CYL. 2.5 L ENG. (CANADA); V-6 3.0 L ENG. (CANADA)</b>                 |         | Rack & Pinion Lower Pinion Bearing Kit .....                               | 8579    |
| Pump Complete Rebuilding Kit .....   | 7910    | <b>1991</b>  |         |
| Pump Seal Kit .....  | 7918    | <b>V-6 3.3 L ENG.; V-6 3.8 L ENG.</b>                                      |         |
| Pump Drive Shaft Seal Kit .....  | 8709    | Pump Seal Kit; W/ZF P.S. Pump .....  | 8632    |
| Rack & Pinion Seal Kit; W/Plastic Rack Bulkhead .....                      | 8610    | Rack & Pinion Seal Kit; W/Plastic Rack Bulkhead .....                      | 8610    |
| Rack & Pinion Lower Pinion Bearing Kit .....                               | 8579    | Rack & Pinion Lower Pinion Bearing Kit .....                               | 8579    |
| <b>E CLASS</b>   |         | <b>1990</b>  |         |
| <b>1984-1983</b>   |         | <b>V-6 3.3 L ENG.</b>  |         |
| <b>4-CYL. 2.2 L ENG.; 4-CYL. 2.6 L ENG.</b>                                |         | Pump Seal Kit; W/ZF P.S. Pump .....  | 8632    |
| Pump Complete Rebuilding Kit .....   | 7910    | Rack & Pinion Seal Kit; W/Plastic Rack Bulkhead .....                      | 8610    |
| Pump Seal Kit .....  | 7918    | Rack & Pinion Lower Pinion Bearing Kit .....                               | 8579    |
| Pump Drive Shaft Seal Kit .....  | 8709    | <b>1990</b>  |         |
| Rack & Pinion Seal Kit; W/Saginaw Rack & Pinion Gear .....                 | 8576    | <b>V-6 3.3 L ENG.</b>  |         |
| Rack & Pinion Upper Pinion Bearing Kit; W/Saginaw Rack & Pinion Gear ..... | 8571    | Pump Seal Kit; W/ZF P.S. Pump .....  | 8632    |
| Rack & Pinion Lower Pinion Bearing Kit; W/Saginaw Rack & Pinion Gear ..... | 8572    | Rack & Pinion Seal Kit; W/Plastic Rack Bulkhead .....                      | 8610    |
| Rack & Pinion Lower Pinion Bearing Kit; W/TRW Rack & Pinion Gear; ☆R ..... | 8579    | Rack & Pinion Lower Pinion Bearing Kit .....                               | 8579    |
| <b>EXECUTIVE</b>   |         | <b>1983-1981</b>   |         |
| <b>1986</b>  |         | <b>V-8 5.2 L ENG.</b>  |         |
| <b>4-CYL. 2.2 L ENG. (CANADA)</b>  |         | Pump Complete Rebuilding Kit .....   | 7910    |
| Pump Complete Rebuilding Kit .....   | 7910    | Pump Seal Kit .....  | 7918    |
| Pump Seal Kit .....  | 7918    | Pump Drive Shaft Seal Kit .....  | 8709    |
| Pump Drive Shaft Seal Kit .....  | 8709    | Stg. Gear Complete Rebuilding Kit .....                                    | 8538    |
| Rack & Pinion Seal Kit; W/Saginaw Rack & Pinion Gear .....                 | 8576    | Stg. Gear Major Seal Kit .....   | 8513    |
| Rack & Pinion Upper Pinion Bearing Kit; W/Saginaw Rack & Pinion Gear ..... | 8571    | Stg. Gear Input Shaft Seal Kit .....                                       | 8553    |
| Rack & Pinion Lower Pinion Bearing Kit; W/Saginaw Rack & Pinion Gear ..... | 8572    | Stg. Gear Complete Pitman Shaft Seal Kit .....                             | 8765    |
| Rack & Pinion Lower Pinion Bearing Kit; W/TRW Rack & Pinion Gear; ☆R ..... | 8579    | Stg. Gear Lower Pitman Shaft Seal Kit .....                                | 8516    |
| <b>1985-1983</b>   |         | Control Valve Seal Kit .....   | 8518    |
| <b>4-CYL. 2.6 L ENG.</b>   |         | <b>1975-1969</b>   |         |
| Pump Complete Rebuilding Kit .....   | 7910    | <b>V-8 440 ENG.</b>  |         |
| Pump Seal Kit .....  | 7918    | Pump Complete Rebuilding Kit; W/Chrysler P.S. Pump; ☆D .....               | 8514    |
| Pump Drive Shaft Seal Kit .....  | 8709    | Pump Complete Rebuilding Kit; W/Saginaw P.S. Pump; ☆B .....                | 7910    |
| Rack & Pinion Seal Kit; W/Saginaw Rack & Pinion Gear .....                 | 8576    | Pump Seal Kit; W/Chrysler P.S. Pump; ☆D .....                              | 8507    |
| Rack & Pinion Upper Pinion Bearing Kit; W/Saginaw Rack & Pinion Gear ..... | 8571    | Pump Seal Kit; W/Saginaw P.S. Pump; ☆B .....                               | 7918    |
| Rack & Pinion Lower Pinion Bearing Kit; W/Saginaw Rack & Pinion Gear ..... | 8572    | Pump Drive Shaft Seal Kit; W/Chrysler P.S. Pump; ☆D .....                  | 8708    |
| Rack & Pinion Lower Pinion Bearing Kit; W/TRW Rack & Pinion Gear; ☆R ..... | 8579    | Pump Drive Shaft Seal Kit; W/Saginaw P.S. Pump; ☆B .....                   | 8709    |
| <b>1985-1983</b>   |         | Stg. Gear Complete Rebuilding Kit .....                                    | 8538    |
| <b>4-CYL. 2.6 L ENG.</b>   |         | Stg. Gear Major Seal Kit .....   | 8513    |
| Pump Complete Rebuilding Kit .....   | 7910    | Stg. Gear Input Shaft Seal Kit .....                                       | 8553    |
| Pump Seal Kit .....  | 7918    | Stg. Gear Complete Pitman Shaft Seal Kit .....                             | 8765    |
| Pump Drive Shaft Seal Kit .....  | 8709    | Stg. Gear Lower Pitman Shaft Seal Kit .....                                | 8516    |
| Rack & Pinion Seal Kit; W/Saginaw Rack & Pinion Gear .....                 | 8576    | Control Valve Seal Kit .....   | 8518    |
| Rack & Pinion Upper Pinion Bearing Kit; W/Saginaw Rack & Pinion Gear ..... | 8571    | <b>1968-1966</b>   |         |
| Rack & Pinion Lower Pinion Bearing Kit; W/Saginaw Rack & Pinion Gear ..... | 8572    | <b>V-8 440 ENG.</b>  |         |
| Rack & Pinion Lower Pinion Bearing Kit; W/TRW Rack & Pinion Gear; ☆R ..... | 8579    | Pump Complete Rebuilding Kit .....   | 7900    |
| <b>1985-1983</b>   |         | Pump Seal Kit .....  | 7898    |
| <b>4-CYL. 2.6 L ENG.</b>   |         | Stg. Gear Complete Rebuilding Kit .....                                    | 8538    |
| Pump Complete Rebuilding Kit .....   | 7910    | Stg. Gear Major Seal Kit .....   | 8513    |
| Pump Seal Kit .....  | 7918    | Stg. Gear Input Shaft Seal Kit .....                                       | 8553    |
| Pump Drive Shaft Seal Kit .....  | 8709    | Stg. Gear Complete Pitman Shaft Seal Kit .....                             | 8765    |
| Rack & Pinion Seal Kit; W/Saginaw Rack & Pinion Gear .....                 | 8576    | Stg. Gear Lower Pitman Shaft Seal Kit .....                                | 8516    |
| Rack & Pinion Upper Pinion Bearing Kit; W/Saginaw Rack & Pinion Gear ..... | 8571    | Control Valve Seal Kit .....   | 8518    |
| Rack & Pinion Lower Pinion Bearing Kit; W/Saginaw Rack & Pinion Gear ..... | 8572    | <b>1968-1966</b>   |         |
| Rack & Pinion Lower Pinion Bearing Kit; W/TRW Rack & Pinion Gear; ☆R ..... | 8579    | <b>V-8 440 ENG.</b>  |         |
| <b>1985-1983</b>   |         | Pump Complete Rebuilding Kit .....   | 7900    |
| <b>4-CYL. 2.6 L ENG.</b>   |         | Pump Seal Kit .....  | 7898    |
| Pump Complete Rebuilding Kit .....   | 7910    | Stg. Gear Complete Rebuilding Kit .....                                    | 8538    |
| Pump Seal Kit .....  | 7918    | Stg. Gear Major Seal Kit .....   | 8513    |
| Pump Drive Shaft Seal Kit .....  | 8709    | Stg. Gear Input Shaft Seal Kit .....                                       | 8553    |
| Rack & Pinion Seal Kit; W/Saginaw Rack & Pinion Gear .....                 | 8576    | Stg. Gear Complete Pitman Shaft Seal Kit .....                             | 8765    |
| Rack & Pinion Upper Pinion Bearing Kit; W/Saginaw Rack & Pinion Gear ..... | 8571    | Stg. Gear Lower Pitman Shaft Seal Kit .....                                | 8516    |
| Rack & Pinion Lower Pinion Bearing Kit; W/Saginaw Rack & Pinion Gear ..... | 8572    | Control Valve Seal Kit .....   | 8518    |
| Rack & Pinion Lower Pinion Bearing Kit; W/TRW Rack & Pinion Gear; ☆R ..... | 8579    | <b>1968-1966</b>   |         |
| <b>1985-1983</b>   |         | <b>V-8 440 ENG.</b>  |         |
| <b>4-CYL. 2.6 L ENG.</b>   |         | Pump Complete Rebuilding Kit .....   | 7900    |
| Pump Complete Rebuilding Kit .....   | 7910    | Pump Seal Kit .....  | 7898    |
| Pump Seal Kit .....  | 7918    | Stg. Gear Complete Rebuilding Kit .....                                    | 8538    |
| Pump Drive Shaft Seal Kit .....  | 8709    | Stg. Gear Major Seal Kit .....   | 8513    |
| Rack & Pinion Seal Kit; W/Saginaw Rack & Pinion Gear .....                 | 8576    | Stg. Gear Input Shaft Seal Kit .....                                       | 8553    |
| Rack & Pinion Upper Pinion Bearing Kit; W/Saginaw Rack & Pinion Gear ..... | 8571    | Stg. Gear Complete Pitman Shaft Seal Kit .....                             | 8765    |
| Rack & Pinion Lower Pinion Bearing Kit; W/Saginaw Rack & Pinion Gear ..... | 8572    | Stg. Gear Lower Pitman Shaft Seal Kit .....                                | 8516    |
| Rack & Pinion Lower Pinion Bearing Kit; W/TRW Rack & Pinion Gear; ☆R ..... | 8579    | Control Valve Seal Kit .....   | 8518    |

☆ See Pages A14 - A15 For Pump or Gear Identification.

⊛ Packaged one bushing per box, order as required.

**SYSTEM PUMP & GEAR IDENT.**

**SYSTEM & COMPONENT IDENT.**

**PASS. CARS**

**LIGHT TRUCKS**

**MEDIUM/HEAVY TRUCKS**

**BUSES**

**HOSE NUMERICAL**

**REPAIR KITS**

**KIT NUMERICAL**

**ILLUSTRATIONS**









# Power Steering Repair Kits for Passenger Cars and Light Trucks

|                           | Application                                 | Kit No.  | Application                                     | Kit No.   |                                   |      |
|---------------------------|---|--|---|---|-----------------------------------|------|
| SYSTEM PUMP & GEAR IDENT. | <b>CHRYSLER - Continued</b>                 |  | <b>CHRYSLER - Continued</b>                     |   |                                   |      |
|                           | <b>NEW YORKER - Continued</b>               |  | <b>NEW YORKER - Continued</b>                   |   |                                   |      |
|                           | <b>1990</b>                                 |  | <b>1983</b>                                     |   |                                   |      |
|                           | <b>V-6 3.3 L ENG.</b>                       |  | <b>4-CYL. 2.2 L ENG.; 4-CYL. 2.6 L ENG.</b>     |   |                                   |      |
|                           |   | Pump Seal Kit.....   | 8632  | Pump Complete Rebuilding Kit.....   | 7910                              |      |
|                           |   | Rack & Pinion Seal Kit; W/Plastic Rack Bulkhead.....                                 | 8610  | Pump Seal Kit.....  | 7918                              |      |
|                           |   | Rack & Pinion Lower Pinion Bearing Kit.....  | 8579  | Pump Drive Shaft Seal Kit.....  | 8709                              |      |
|                           |   |  |   | Rack & Pinion Seal Kit; W/Saginaw Rack & Pinion Gear.....                 | 8576                              |      |
|                           |   |  |   | Rack & Pinion Upper Pinion Bearing Kit; W/Saginaw Rack & Pinion Gear..... | 8571                              |      |
|                           |   |  |   | Rack & Pinion Lower Pinion Bearing Kit; W/Saginaw Rack & Pinion Gear..... | 8572                              |      |
| SYSTEM & COMPONENT IDENT. | <b>1989</b>                                 |  |   |   |                                   |      |
|                           | <b>V-6 3.0 L ENG.</b>                       |  |   |   |                                   |      |
|                           |   | Pump Complete Rebuilding Kit.....  | 7910  | Rack & Pinion Lower Pinion Bearing Kit; W/TRW Rack & Pinion Gear; ☆R..... | 8579                              |      |
|                           |   | Pump Seal Kit.....   | 7918  |   |                                   |      |
|                           |   | Pump Drive Shaft Seal Kit.....   | 8709  |   |                                   |      |
|                           |   | Rack & Pinion Lower Pinion Bearing Kit.....  | 8579  |   |                                   |      |
|                           | PASS. CARS                                  | <b>1988</b>  |   | <b>1982</b>   |                                   |      |
|                           |   | <b>4-CYL. 2.2 L ENG.; V-6 3.0 L ENG.</b>   |   | <b>6-CYL. 3.7 L ENG.; V-8 5.2 L ENG.</b>                                  |                                   |      |
|                           |   |  | Pump Complete Rebuilding Kit.....               | 7910  | Pump Complete Rebuilding Kit..... | 7910 |
|                           |   |  | Pump Seal Kit.....                              | 7918  | Pump Seal Kit.....                | 7918 |
|                           |   | Pump Drive Shaft Seal Kit.....   | 8709  | Pump Drive Shaft Seal Kit.....  | 8709                              |      |
|                           |   | Rack & Pinion Seal Kit.....  | 8610  | Stg. Gear Complete Rebuilding Kit.....                                    | 8538                              |      |
|                           |   | Rack & Pinion Lower Pinion Bearing Kit.....  | 8579  | Stg. Gear Major Seal Kit.....   | 8513                              |      |
|                           |   |  |   | Stg. Gear Input Shaft Seal Kit.....                                       | 8553                              |      |
|                           |   |  |   | Stg. Gear Complete Pitman Shaft Seal Kit.....                             | 8765                              |      |
|                           |   |  |   | Stg. Gear Lower Pitman Shaft Seal Kit.....                                | 8516                              |      |
| LIGHT TRUCKS              | <b>1987</b>                                 |  |   |   |                                   |      |
|                           | <b>4-CYL. 2.2 L ENG.; 4-CYL. 2.5 L ENG.</b> |  |   |   |                                   |      |
|                           |   | Pump Complete Rebuilding Kit.....  | 7910  | Control Valve Seal Kit.....   | 8518                              |      |
|                           |   | Pump Seal Kit.....   | 7918  |   |                                   |      |
|                           |   | Pump Drive Shaft Seal Kit.....   | 8709  |   |                                   |      |
|                           |   | Rack & Pinion Seal Kit.....  | 8610  |   |                                   |      |
|                           |   | Rack & Pinion Lower Pinion Bearing Kit.....  | 8579  |   |                                   |      |
|                           | MEDIUM/HEAVY TRUCKS                         | <b>1986</b>  |   | <b>1981</b>   |                                   |      |
|                           |   | <b>4-CYL. 2.2 L ENG.; 4-CYL. 2.5 L ENG.</b>  |   | <b>V-8 5.2 L ENG.</b>   |                                   |      |
|                           |   |  | Pump Complete Rebuilding Kit.....               | 7910  | Pump Complete Rebuilding Kit..... | 7910 |
|                           |   | Pump Seal Kit.....   | 7918  | Pump Seal Kit.....  | 7918                              |      |
|                           |   | Pump Drive Shaft Seal Kit.....   | 8709  | Pump Drive Shaft Seal Kit.....  | 8709                              |      |
|                           |   | Rack & Pinion Seal Kit; W/Saginaw Rack & Pinion Gear.....                            | 8576  | Stg. Gear Complete Rebuilding Kit.....                                    | 8538                              |      |
|                           |   | Rack & Pinion Upper Pinion Bearing Kit; W/Saginaw Rack & Pinion Gear.....            | 8571  | Stg. Gear Major Seal Kit.....   | 8513                              |      |
|                           |   | Rack & Pinion Lower Pinion Bearing Kit; W/Saginaw Rack & Pinion Gear.....            | 8572  | Stg. Gear Input Shaft Seal Kit.....                                       | 8553                              |      |
|                           |   | Rack & Pinion Lower Pinion Bearing Kit; W/TRW Rack & Pinion Gear; ☆R.....            | 8579  | Stg. Gear Complete Pitman Shaft Seal Kit.....                             | 8765                              |      |
|                           |   |  |   | Stg. Gear Lower Pitman Shaft Seal Kit.....                                | 8516                              |      |
| BUSES                     | <b>1985</b>                                 |  | <b>1980</b>                                     |   |                                   |      |
|                           | <b>4-CYL. 2.2 L ENG.; 4-CYL. 2.6 L ENG.</b> |  | <b>V-8 5.2 L ENG.; V-8 5.9 L ENG.</b>           |   |                                   |      |
|                           |   | Pump Complete Rebuilding Kit.....  | 7910  | Pump Complete Rebuilding Kit.....   | 7910                              |      |
|                           |   | Pump Seal Kit.....   | 7918  | Pump Seal Kit.....  | 7918                              |      |
|                           |   | Pump Drive Shaft Seal Kit.....   | 8709  | Pump Drive Shaft Seal Kit.....  | 8709                              |      |
|                           |   | Rack & Pinion Seal Kit; W/Saginaw Rack & Pinion Gear.....                            | 8576  | Stg. Gear Complete Rebuilding Kit.....                                    | 8538                              |      |
|                           |   | Rack & Pinion Upper Pinion Bearing Kit; W/Saginaw Rack & Pinion Gear.....            | 8571  | Stg. Gear Major Seal Kit.....   | 8513                              |      |
|                           |   | Rack & Pinion Lower Pinion Bearing Kit; W/Saginaw Rack & Pinion Gear.....            | 8572  | Stg. Gear Input Shaft Seal Kit.....                                       | 8553                              |      |
|                           |   | Rack & Pinion Lower Pinion Bearing Kit; W/TRW Rack & Pinion Gear; ☆R.....            | 8579  | Stg. Gear Complete Pitman Shaft Seal Kit.....                             | 8765                              |      |
|                           |   |  |   | Stg. Gear Lower Pitman Shaft Seal Kit.....                                | 8516                              |      |
| HOSE NUMERICAL            | <b>1984</b>                                 |  | <b>1979</b>                                     |   |                                   |      |
|                           | <b>4-CYL. 2.2 L ENG.</b>                    |  | <b>V-8 318 ENG.; V-8 360 ENG.</b>               |   |                                   |      |
|                           |   | Pump Complete Rebuilding Kit.....  | 7910  | Pump Complete Rebuilding Kit; W/Chrysler P.S. Pump; ☆D.....               | 7910                              |      |
|                           |   | Pump Seal Kit.....   | 7918  | Pump Complete Rebuilding Kit; W/Saginaw P.S. Pump; ☆B.....                | 8514                              |      |
|                           |   | Pump Drive Shaft Seal Kit.....   | 8709  | Pump Seal Kit; W/Chrysler P.S. Pump; ☆D.....                              | 8507                              |      |
|                           |   | Rack & Pinion Seal Kit; W/Saginaw Rack & Pinion Gear; W/O Turbo.....                 | 8576  | Pump Seal Kit; W/Saginaw P.S. Pump; ☆B.....                               | 7918                              |      |
|                           |   | Rack & Pinion Upper Pinion Bearing Kit; W/Saginaw Rack & Pinion Gear; W/O Turbo..... | 8571  | Pump Drive Shaft Seal Kit; W/Chrysler P.S. Pump; ☆D.....                  | 8708                              |      |
|                           |   | Rack & Pinion Lower Pinion Bearing Kit; W/Saginaw Rack & Pinion Gear; W/O Turbo..... | 8572  | Pump Drive Shaft Seal Kit; W/Saginaw P.S. Pump; ☆B.....                   | 8709                              |      |
|                           |   | Rack & Pinion Lower Pinion Bearing Kit; W/TRW Rack & Pinion Gear; ☆R.....            | 8579  | Stg. Gear Complete Rebuilding Kit.....                                    | 8538                              |      |
|                           |   |  |   | Stg. Gear Major Seal Kit.....   | 8513                              |      |
| REPAIR KITS               | <b>1984</b>                                 |  | <b>1978-1977</b>                                |   |                                   |      |
|                           | <b>4-CYL. 2.2 L ENG.</b>                    |  | <b>V-8 360 ENG.; V-8 400 ENG.; V-8 440 ENG.</b> |   |                                   |      |
|                           |   | Pump Complete Rebuilding Kit.....  | 7910  | Pump Complete Rebuilding Kit; W/Chrysler P.S. Pump; ☆D.....               | 7910                              |      |
|                           |   | Pump Seal Kit.....   | 7918  | Pump Complete Rebuilding Kit; W/Saginaw P.S. Pump; ☆B.....                | 8514                              |      |
|                           |   | Pump Drive Shaft Seal Kit.....   | 8709  | Pump Seal Kit; W/Chrysler P.S. Pump; ☆D.....                              | 8507                              |      |
|                           |   | Rack & Pinion Seal Kit; W/Saginaw Rack & Pinion Gear; W/O Turbo.....                 | 8576  | Pump Seal Kit; W/Saginaw P.S. Pump; ☆B.....                               | 7918                              |      |
|                           |   | Rack & Pinion Upper Pinion Bearing Kit; W/Saginaw Rack & Pinion Gear; W/O Turbo..... | 8571  | Pump Drive Shaft Seal Kit; W/Chrysler P.S. Pump; ☆D.....                  | 8708                              |      |
|                           |   | Rack & Pinion Lower Pinion Bearing Kit; W/Saginaw Rack & Pinion Gear; W/O Turbo..... | 8572  | Pump Drive Shaft Seal Kit; W/Saginaw P.S. Pump; ☆B.....                   | 8709                              |      |
|                           |   | Rack & Pinion Lower Pinion Bearing Kit; W/TRW Rack & Pinion Gear; ☆R.....            | 8579  | Stg. Gear Complete Rebuilding Kit.....                                    | 8538                              |      |
|                           |   |  |   | Stg. Gear Major Seal Kit.....   | 8513                              |      |
| KIT NUMERICAL             | <b>1984</b>                                 |  | <b>1978-1977</b>                                |   |                                   |      |
|                           | <b>4-CYL. 2.6 L ENG.</b>                    |  | <b>V-8 360 ENG.; V-8 400 ENG.; V-8 440 ENG.</b> |   |                                   |      |
|                           |   | Pump Complete Rebuilding Kit.....  | 7910  | Pump Complete Rebuilding Kit; W/Chrysler P.S. Pump; ☆D.....               | 7910                              |      |
|                           |   | Pump Seal Kit.....   | 7918  | Pump Complete Rebuilding Kit; W/Saginaw P.S. Pump; ☆B.....                | 8514                              |      |
|                           |   | Pump Drive Shaft Seal Kit.....   | 8709  | Pump Seal Kit; W/Chrysler P.S. Pump; ☆D.....                              | 8507                              |      |
|                           |   | Rack & Pinion Seal Kit; W/Saginaw Rack & Pinion Gear.....                            | 8576  | Pump Seal Kit; W/Saginaw P.S. Pump; ☆B.....                               | 7918                              |      |
|                           |   | Rack & Pinion Upper Pinion Bearing Kit; W/Saginaw Rack & Pinion Gear.....            | 8571  | Pump Drive Shaft Seal Kit; W/Chrysler P.S. Pump; ☆D.....                  | 8708                              |      |
|                           |   | Rack & Pinion Lower Pinion Bearing Kit; W/Saginaw Rack & Pinion Gear.....            | 8572  | Pump Drive Shaft Seal Kit; W/Saginaw P.S. Pump; ☆B.....                   | 8709                              |      |
|                           |   | Rack & Pinion Lower Pinion Bearing Kit; W/TRW Rack & Pinion Gear; ☆R.....            | 8579  | Stg. Gear Complete Rebuilding Kit.....                                    | 8538                              |      |
|                           |   |  |   | Stg. Gear Major Seal Kit.....   | 8513                              |      |
| ILLUSTRATIONS             | <b>1984</b>                                 |  | <b>1978-1977</b>                                |   |                                   |      |
|                           | <b>4-CYL. 2.6 L ENG.</b>                    |  | <b>V-8 360 ENG.; V-8 400 ENG.; V-8 440 ENG.</b> |   |                                   |      |
|                           |   | Pump Complete Rebuilding Kit.....  | 7910  | Pump Complete Rebuilding Kit; W/Chrysler P.S. Pump; ☆D.....               | 7910                              |      |
|                           |   | Pump Seal Kit.....   | 7918  | Pump Complete Rebuilding Kit; W/Saginaw P.S. Pump; ☆B.....                | 8514                              |      |
|                           |   | Pump Drive Shaft Seal Kit.....   | 8709  | Pump Seal Kit; W/Chrysler P.S. Pump; ☆D.....                              | 8507                              |      |
|                           |   | Rack & Pinion Seal Kit; W/Saginaw Rack & Pinion Gear.....                            | 8576  | Pump Seal Kit; W/Saginaw P.S. Pump; ☆B.....                               | 7918                              |      |
|                           |   | Rack & Pinion Upper Pinion Bearing Kit; W/Saginaw Rack & Pinion Gear.....            | 8571  | Pump Drive Shaft Seal Kit; W/Chrysler P.S. Pump; ☆D.....                  | 8708                              |      |
|                           |   | Rack & Pinion Lower Pinion Bearing Kit; W/Saginaw Rack & Pinion Gear.....            | 8572  | Pump Drive Shaft Seal Kit; W/Saginaw P.S. Pump; ☆B.....                   | 8709                              |      |
|                           |   | Rack & Pinion Lower Pinion Bearing Kit; W/TRW Rack & Pinion Gear; ☆R.....            | 8579  | Stg. Gear Complete Rebuilding Kit.....                                    | 8538                              |      |
|                           |   |  |   | Stg. Gear Major Seal Kit.....   | 8513                              |      |

☆ See Pages A14 - A15 For Pump or Gear Identification.

⊗ Packaged one bushing per box, order as required.







# Power Steering Repair Kits for Passenger Cars and Light Trucks

| Application   | Kit No. | Application   | Kit No. |
|---|---------|---|---------|
| <b>CHRYSLER - Continued</b>   |         | <b>CHRYSLER - Continued</b>                                 |         |
| <b>TOWN &amp; COUNTRY - Continued</b>                                     |         | <b>TOWN &amp; COUNTRY - Continued</b>                       |         |
| <b>1986</b>   |         | <b>1974-1973 - Continued</b>                                |         |
| <b>4-CYL. 2.2 L ENG.; 4-CYL. 2.5 L ENG.</b>                               |         | <b>V-8 440 ENG. - Continued</b>                             |         |
| Pump Complete Rebuilding Kit.....   | 7910    | Pump Seal Kit; W/Chrysler P.S. Pump; ☆D.....                | 8507    |
| Pump Seal Kit.....  | 7918    | Pump Seal Kit; W/Saginaw P.S. Pump; ☆B.....                 | 7918    |
| Pump Drive Shaft Seal Kit.....  | 8709    | Pump Drive Shaft Seal Kit; W/Chrysler P.S. Pump; ☆D.....    | 8708    |
| Rack & Pinion Seal Kit; W/Saginaw Stg. Gear; ☆N.....                      | 8576    | Pump Drive Shaft Seal Kit; W/Saginaw P.S. Pump; ☆B.....     | 8709    |
| Rack & Pinion Seal Kit; W/TRW Stg. Gear; ☆R.....                          | 8610    | Stg. Gear Complete Rebuilding Kit.....                      | 8538    |
| Rack & Pinion Upper Pinion Bearing Kit; W/Saginaw Stg. Gear; ☆N.....      | 8571    | Stg. Gear Major Seal Kit.....                               | 8513    |
| Rack & Pinion Lower Pinion Bearing Kit; W/Saginaw Stg. Gear; ☆N.....      | 8572    | Stg. Gear Input Shaft Seal Kit.....                         | 8553    |
| Rack & Pinion Lower Pinion Bearing Kit; W/TRW Stg. Gear; ☆R.....          | 8579    | Stg. Gear Complete Pitman Shaft Seal Kit.....               | 8765    |
|   |         | Stg. Gear Lower Pitman Shaft Seal Kit.....                  | 8516    |
|   |         | Control Valve Seal Kit.....                                 | 8518    |
| <b>1985-1984</b>  |         | <b>1972</b>   |         |
| <b>4-CYL. 2.2 L ENG.; 4-CYL. 2.6 L ENG.</b>                               |         | <b>V-8 400 ENG.; V-8 440 ENG.</b>                           |         |
| Pump Complete Rebuilding Kit.....   | 7910    | Pump Complete Rebuilding Kit; W/Chrysler P.S. Pump; ☆D..... | 8514    |
| Pump Seal Kit.....  | 7918    | Pump Complete Rebuilding Kit; W/Saginaw P.S. Pump; ☆B.....  | 7910    |
| Pump Drive Shaft Seal Kit.....  | 8709    | Pump Seal Kit; W/Chrysler P.S. Pump; ☆D.....                | 8507    |
| Rack & Pinion Seal Kit; W/Saginaw Rack & Pinion Gear.....                 | 8576    | Pump Seal Kit; W/Saginaw P.S. Pump; ☆B.....                 | 7918    |
| Rack & Pinion Upper Pinion Bearing Kit; W/Saginaw Rack & Pinion Gear..... | 8571    | Pump Drive Shaft Seal Kit; W/Chrysler P.S. Pump; ☆D.....    | 8708    |
| Rack & Pinion Lower Pinion Bearing Kit; W/Saginaw Rack & Pinion Gear..... | 8572    | Pump Drive Shaft Seal Kit; W/Saginaw P.S. Pump; ☆B.....     | 8709    |
| Rack & Pinion Lower Pinion Bearing Kit; W/TRW Rack & Pinion Gear; ☆R..... | 8579    | Stg. Gear Complete Rebuilding Kit.....                      | 8538    |
|   |         | Stg. Gear Major Seal Kit.....                               | 8513    |
|   |         | Stg. Gear Input Shaft Seal Kit.....                         | 8553    |
|   |         | Stg. Gear Complete Pitman Shaft Seal Kit.....               | 8765    |
|   |         | Stg. Gear Lower Pitman Shaft Seal Kit.....                  | 8516    |
|   |         | Control Valve Seal Kit.....                                 | 8518    |
| <b>1983-1982</b>  |         | <b>1971</b>   |         |
| <b>4-CYL. 2.2 L ENG.; 4-CYL. 2.6 L ENG.</b>                               |         | <b>V-8 383 ENG.; V-8 440 ENG.</b>                           |         |
| Pump Complete Rebuilding Kit.....   | 7910    | Pump Complete Rebuilding Kit; W/Chrysler P.S. Pump; ☆D..... | 8514    |
| Pump Seal Kit.....  | 7918    | Pump Complete Rebuilding Kit; W/Saginaw P.S. Pump; ☆B.....  | 7910    |
| Pump Drive Shaft Seal Kit.....  | 8709    | Pump Seal Kit; W/Chrysler P.S. Pump; ☆D.....                | 8507    |
| Rack & Pinion Seal Kit; W/Saginaw Stg. Gear; ☆N.....                      | 8576    | Pump Seal Kit; W/Saginaw P.S. Pump; ☆B.....                 | 7918    |
| Rack & Pinion Upper Pinion Bearing Kit; W/Saginaw Stg. Gear; ☆N.....      | 8571    | Pump Drive Shaft Seal Kit; W/Chrysler P.S. Pump; ☆D.....    | 8708    |
| Rack & Pinion Lower Pinion Bearing Kit; W/Saginaw Stg. Gear; ☆N.....      | 8572    | Pump Drive Shaft Seal Kit; W/Saginaw P.S. Pump; ☆B.....     | 8709    |
| Rack & Pinion Lower Pinion Bearing Kit; W/TRW Stg. Gear; ☆R.....          | 8579    | Stg. Gear Complete Rebuilding Kit.....                      | 8538    |
|   |         | Stg. Gear Major Seal Kit.....                               | 8513    |
|   |         | Stg. Gear Input Shaft Seal Kit.....                         | 8553    |
|   |         | Stg. Gear Complete Pitman Shaft Seal Kit.....               | 8765    |
|   |         | Stg. Gear Lower Pitman Shaft Seal Kit.....                  | 8516    |
|   |         | Control Valve Seal Kit.....                                 | 8518    |
| <b>1981-1980</b>  |         | <b>TOWN &amp; COUNTRY VAN</b>                               |         |
| <b>6-CYL. 3.7 L ENG.; V-8 5.2 L ENG.</b>                                  |         | <b>1995-1994</b>  |         |
| Pump Complete Rebuilding Kit.....   | 7910    | <b>V-6 3.8 L ENG.</b>                                       |         |
| Pump Seal Kit.....  | 7918    | Pump Complete Rebuilding Kit.....                           | 7910    |
| Pump Drive Shaft Seal Kit.....  | 8709    | Pump Seal Kit.....  | 7918    |
| Stg. Gear Complete Rebuilding Kit.....                                    | 8538    | Pump Drive Shaft Seal Kit.....                              | 8709    |
| Stg. Gear Major Seal Kit.....   | 8513    | Rack & Pinion Seal Kit; W/Plastic Rack Bulkhead.....        | 8610    |
| Stg. Gear Input Shaft Seal Kit.....                                       | 8553    | Rack & Pinion Lower Pinion Bearing Kit.....                 | 8579    |
| Stg. Gear Complete Pitman Shaft Seal Kit.....                             | 8765    |   |         |
| Stg. Gear Lower Pitman Shaft Seal Kit.....                                | 8516    |   |         |
| Control Valve Seal Kit.....   | 8518    |   |         |
| <b>1979-1978</b>  |         | <b>1993-1991</b>  |         |
| <b>6-CYL. 225 ENG.; V-8 318 ENG.; V-8 360 ENG.</b>                        |         | <b>V-6 3.3 L ENG.</b>                                       |         |
| Pump Complete Rebuilding Kit; W/Chrysler P.S. Pump; ☆D.....               | 8514    | Pump Complete Rebuilding Kit.....                           | 7910    |
| Pump Complete Rebuilding Kit; W/Saginaw P.S. Pump; ☆B.....                | 7910    | Pump Seal Kit.....  | 7918    |
| Pump Seal Kit; W/Chrysler P.S. Pump; ☆D.....                              | 8507    | Pump Drive Shaft Seal Kit.....                              | 8709    |
| Pump Seal Kit; W/Saginaw P.S. Pump; ☆B.....                               | 7918    | Rack & Pinion Seal Kit; W/Plastic Rack Bulkhead.....        | 8610    |
| Pump Drive Shaft Seal Kit; W/Chrysler P.S. Pump; ☆D.....                  | 8708    | Rack & Pinion Lower Pinion Bearing Kit.....                 | 8579    |
| Pump Drive Shaft Seal Kit; W/Saginaw P.S. Pump; ☆B.....                   | 8709    |   |         |
| Stg. Gear Complete Rebuilding Kit.....                                    | 8538    |   |         |
| Stg. Gear Major Seal Kit.....   | 8513    |   |         |
| Stg. Gear Input Shaft Seal Kit.....                                       | 8553    |   |         |
| Stg. Gear Complete Pitman Shaft Seal Kit.....                             | 8765    |   |         |
| Stg. Gear Lower Pitman Shaft Seal Kit.....                                | 8516    |   |         |
| Control Valve Seal Kit.....   | 8518    |   |         |
| <b>1977-1975</b>  |         | <b>1990</b>   |         |
| <b>V-8 400 ENG.; V-8 440 ENG.</b>   |         | <b>V-6 3.0 L ENG.; V-6 3.3 L ENG.</b>                       |         |
| Pump Complete Rebuilding Kit; W/Chrysler P.S. Pump; ☆D.....               | 8514    | Pump Complete Rebuilding Kit.....                           | 7910    |
| Pump Complete Rebuilding Kit; W/Saginaw P.S. Pump; ☆B.....                | 7910    | Pump Seal Kit.....  | 7918    |
| Pump Seal Kit; W/Chrysler P.S. Pump; ☆D.....                              | 8507    | Pump Drive Shaft Seal Kit.....                              | 8709    |
| Pump Seal Kit; W/Saginaw P.S. Pump; ☆B.....                               | 7918    | Rack & Pinion Seal Kit; W/Plastic Rack Bulkhead.....        | 8610    |
| Pump Drive Shaft Seal Kit; W/Chrysler P.S. Pump; ☆D.....                  | 8708    | Rack & Pinion Lower Pinion Bearing Kit.....                 | 8579    |
| Pump Drive Shaft Seal Kit; W/Saginaw P.S. Pump; ☆B.....                   | 8709    |   |         |
| Stg. Gear Complete Rebuilding Kit.....                                    | 8538    |   |         |
| Stg. Gear Major Seal Kit.....   | 8513    |   |         |
| Stg. Gear Input Shaft Seal Kit.....                                       | 8553    |   |         |
| Stg. Gear Complete Pitman Shaft Seal Kit.....                             | 8765    |   |         |
| Stg. Gear Lower Pitman Shaft Seal Kit.....                                | 8516    |   |         |
| Control Valve Seal Kit.....   | 8518    |   |         |
| <b>1974-1973</b>  |         | <b>WINDSOR</b>  |         |
| <b>V-8 440 ENG.</b>   |         | <b>1961</b>   |         |
| Pump Complete Rebuilding Kit; W/Chrysler P.S. Pump; ☆D.....               | 8514    | <b>V-8 383 ENG.</b>   |         |
| Pump Complete Rebuilding Kit; W/Saginaw P.S. Pump; ☆B.....                | 7910    | Pump Complete Rebuilding Kit.....                           | 7900    |
|   |         | Pump Seal Kit.....  | 7898    |
|   |         | Stg. Gear Complete Rebuilding Kit.....                      | 8538    |
|   |         | Stg. Gear Major Seal Kit.....                               | 8513    |
|   |         | Stg. Gear Input Shaft Seal Kit.....                         | 8553    |
|   |         | Stg. Gear Complete Pitman Shaft Seal Kit.....               | 8765    |
|   |         | Stg. Gear Lower Pitman Shaft Seal Kit.....                  | 8516    |
|   |         | Control Valve Seal Kit.....                                 | 8518    |

☆ See Pages A14 - A15 For Pump or Gear Identification.

⊛ Packaged one bushing per box, order as required.

**SYSTEM PUMP & GEAR IDENT.**

**SYSTEM & COMPONENT IDENT.**

**PASS. CARS**

**LIGHT TRUCKS**

**MEDIUM/HEAVY TRUCKS**

**BUSES**

**HOSE NUMERICAL**

**REPAIR KITS**

**KIT NUMERICAL**

**ILLUSTRATIONS**



# Power Steering Repair Kits for Passenger Cars and Light Trucks

|                                      | Application                          | Kit No.  | Application   | Kit No.  |   |      |
|--------------------------------------|--------------------------------------|--|---|--|---|------|
| <b>SYSTEM PUMP &amp; GEAR IDENT.</b> | <b>CHRYSLER - Continued</b>          |  | <b>CHRYSLER - Continued</b>                                 |  |   |      |
|                                      | <b>WINDSOR - Continued</b>           |  | <b>300 - Continued</b>                                      |  |   |      |
|                                      | <b>1960-1959</b>                     |  | <b>1961</b>   |  |   |      |
|                                      | <b>V-8 383 ENG.</b>                  |  | <b>V-8 413 ENG.</b>   |  |   |      |
|                                      |                                      | Pump Complete Rebuilding Kit.....                          | 7899  | Pump Complete Rebuilding Kit.....                          | 7900  |      |
|                                      |                                      | Pump Seal Kit.....   | 7897  | Pump Seal Kit.....   | 7898  |      |
|                                      |                                      | Pump Drive Shaft Seal Kit.....                             | 8710  | Stg. Gear Complete Rebuilding Kit.....                     | 8538  |      |
|                                      |                                      | Stg. Gear Complete Rebuilding Kit.....                     | 8538  | Stg. Gear Major Seal Kit.....                              | 8513  |      |
|                                      |                                      | Stg. Gear Major Seal Kit.....                              | 8513  | Stg. Gear Input Shaft Seal Kit.....                        | 8553  |      |
|                                      |                                      | Stg. Gear Input Shaft Seal Kit.....                        | 8553  | Stg. Gear Complete Pitman Shaft Seal Kit.....              | 8765  |      |
|                                      |                                      | Stg. Gear Complete Pitman Shaft Seal Kit.....              | 8765  | Stg. Gear Lower Pitman Shaft Seal Kit.....                 | 8516  |      |
|                                      |                                      | Stg. Gear Lower Pitman Shaft Seal Kit.....                 | 8516  | Control Valve Seal Kit.....                                | 8518  |      |
|                                      |                                      | Control Valve Seal Kit.....                                | 8518  |  |   |      |
|                                      |                                      |  |   | <b>1960-1959</b>   |   |      |
|                                      | <b>SYSTEM &amp; COMPONENT IDENT.</b> | <b>1958</b>  |   | <b>V-8 413 ENG.</b>  |   |      |
| <b>V-8 354 ENG.</b>                  |                                      | Pump Complete Rebuilding Kit.....                          |   |  |   |      |
|                                      |                                      | Pump Complete Rebuilding Kit.....                          | 7899  | Pump Seal Kit.....   | 7897  |      |
|                                      |                                      | Pump Seal Kit.....   | 7897  | Pump Drive Shaft Seal Kit.....                             | 8710  |      |
|                                      |                                      | Pump Drive Shaft Seal Kit.....                             | 8710  | Stg. Gear Complete Rebuilding Kit.....                     | 8538  |      |
|                                      |                                      | Stg. Gear Complete Rebuilding Kit.....                     | 8538  | Stg. Gear Major Seal Kit.....                              | 8513  |      |
|                                      |                                      | Stg. Gear Major Seal Kit.....                              | 8513  | Stg. Gear Input Shaft Seal Kit.....                        | 8553  |      |
|                                      |                                      | Stg. Gear Input Shaft Seal Kit.....                        | 8553  | Stg. Gear Complete Pitman Shaft Seal Kit.....              | 8765  |      |
|                                      |                                      | Stg. Gear Complete Pitman Shaft Seal Kit.....              | 8765  | Stg. Gear Lower Pitman Shaft Seal Kit.....                 | 8516  |      |
|                                      |                                      | Stg. Gear Lower Pitman Shaft Seal Kit.....                 | 8516  | Control Valve Seal Kit.....                                | 8518  |      |
|                                      |                                      | Control Valve Seal Kit.....                                | 8518  |  |   |      |
| <b>PASS. CARS</b>                    |                                      | <b>1957</b>  |   | <b>1958</b>  |   |      |
|                                      |                                      | <b>V-8 354 ENG.</b>  |   | <b>V-8 392 ENG.</b>  |   |      |
|                                      |                                      |  | Pump Complete Rebuilding Kit.....                           | 7899   | Pump Complete Rebuilding Kit.....                       | 7899 |
|                                      |                                      |  | Pump Seal Kit.....  | 7897   | Pump Seal Kit.....                                      | 7897 |
|                                      |                                      | Pump Drive Shaft Seal Kit.....                             | 8710  | Pump Drive Shaft Seal Kit.....                             | 8710  |      |
|                                      |                                      | Stg. Gear Complete Rebuilding Kit.....                     | 8538  | Stg. Gear Complete Rebuilding Kit.....                     | 8538  |      |
|                                      |                                      | Stg. Gear Major Seal Kit.....                              | 8513  | Stg. Gear Major Seal Kit.....                              | 8513  |      |
|                                      |                                      | Stg. Gear Input Shaft Seal Kit.....                        | 8553  | Stg. Gear Input Shaft Seal Kit.....                        | 8553  |      |
|                                      |                                      | Stg. Gear Complete Pitman Shaft Seal Kit.....              | 8765  | Stg. Gear Complete Pitman Shaft Seal Kit.....              | 8765  |      |
|                                      |                                      | Stg. Gear Lower Pitman Shaft Seal Kit.....                 | 8516  | Stg. Gear Lower Pitman Shaft Seal Kit.....                 | 8516  |      |
|                                      |                                      | Control Valve Seal Kit.....                                | 8518  | Control Valve Seal Kit.....                                | 8518  |      |
|                                      | <b>LIGHT TRUCKS</b>                  | <b>1957</b>  |   | <b>1957</b>  |   |      |
|                                      |                                      | <b>V-8 354 ENG.</b>  |   | <b>V-8 392 ENG.</b>  |   |      |
|                                      |                                      |  | Pump Complete Rebuilding Kit.....                           | 7899   | Pump Complete Rebuilding Kit.....                       | 7899 |
|                                      |                                      |  | Pump Seal Kit.....  | 7897   | Pump Seal Kit.....                                      | 7897 |
|                                      |                                      | Pump Drive Shaft Seal Kit.....                             | 8710  | Pump Drive Shaft Seal Kit.....                             | 8710  |      |
|                                      |                                      | Stg. Gear Complete Rebuilding Kit.....                     | 8538  | Stg. Gear Complete Rebuilding Kit.....                     | 8538  |      |
|                                      |                                      | Stg. Gear Major Seal Kit.....                              | 8513  | Stg. Gear Major Seal Kit.....                              | 8513  |      |
|                                      |                                      | Stg. Gear Input Shaft Seal Kit.....                        | 8553  | Stg. Gear Input Shaft Seal Kit.....                        | 8553  |      |
|                                      |                                      | Stg. Gear Complete Pitman Shaft Seal Kit.....              | 8765  | Stg. Gear Complete Pitman Shaft Seal Kit.....              | 8765  |      |
|                                      |                                      | Stg. Gear Lower Pitman Shaft Seal Kit.....                 | 8516  | Stg. Gear Lower Pitman Shaft Seal Kit.....                 | 8516  |      |
|                                      |                                      | Control Valve Seal Kit.....                                | 8518  | Control Valve Seal Kit.....                                | 8518  |      |
| <b>MEDIUM/HEAVY TRUCKS</b>           |                                      | <b>300</b>   |   | <b>1957</b>  |   |      |
|                                      |                                      | <b>1971-1969</b>   |   | <b>V-8 392 ENG.</b>  |   |      |
|                                      |                                      | <b>V-8 440 ENG.</b>  |   | Pump Complete Rebuilding Kit.....                          |   |      |
|                                      |                                      |  | Pump Complete Rebuilding Kit; W/Chrysler P.S. Pump; ☆D..... | 8514   | Pump Complete Rebuilding Kit.....                       | 7899 |
|                                      |                                      | Pump Complete Rebuilding Kit; W/Saginaw P.S. Pump; ☆B..... | 7910  | Pump Seal Kit.....   | 7897  |      |
|                                      |                                      | Pump Seal Kit; W/Chrysler P.S. Pump; ☆D.....               | 8507  | Pump Drive Shaft Seal Kit.....                             | 8710  |      |
|                                      |                                      | Pump Seal Kit; W/Saginaw P.S. Pump; ☆B.....                | 7918  | Stg. Gear Complete Rebuilding Kit.....                     | 8538  |      |
|                                      |                                      | Pump Drive Shaft Seal Kit; W/Chrysler P.S. Pump; ☆D.....   | 8708  | Stg. Gear Major Seal Kit.....                              | 8513  |      |
|                                      |                                      | Pump Drive Shaft Seal Kit; W/Saginaw P.S. Pump; ☆B.....    | 8709  | Stg. Gear Input Shaft Seal Kit.....                        | 8553  |      |
|                                      |                                      | Stg. Gear Complete Rebuilding Kit.....                     | 8538  | Stg. Gear Complete Pitman Shaft Seal Kit.....              | 8765  |      |
|                                      |                                      | Stg. Gear Major Seal Kit.....                              | 8513  | Stg. Gear Lower Pitman Shaft Seal Kit.....                 | 8516  |      |
|                                      |                                      | Stg. Gear Input Shaft Seal Kit.....                        | 8553  | Control Valve Seal Kit.....                                | 8518  |      |
|                                      |                                      | Stg. Gear Complete Pitman Shaft Seal Kit.....              | 8765  |  |   |      |
|                                      | <b>BUSES</b>                         | <b>1968-1967</b>   |   | <b>1957</b>  |   |      |
|                                      |                                      | <b>V-8 440 ENG.</b>  |   | <b>V-8 392 ENG.</b>  |   |      |
|                                      |                                      | Pump Complete Rebuilding Kit.....                          | 7900  | Pump Complete Rebuilding Kit.....                          | 7899  |      |
|                                      |                                      | Pump Seal Kit.....   | 7898  | Pump Seal Kit.....   | 7897  |      |
|                                      |                                      | Stg. Gear Complete Rebuilding Kit.....                     | 8538  | Pump Drive Shaft Seal Kit.....                             | 8710  |      |
|                                      |                                      | Stg. Gear Major Seal Kit.....                              | 8513  |  |   |      |
|                                      |                                      | Stg. Gear Input Shaft Seal Kit.....                        | 8553  | <b>DESOTO</b>  |   |      |
|                                      |                                      | Stg. Gear Complete Pitman Shaft Seal Kit.....              | 8765  | <b>ADVENTURER</b>  |   |      |
|                                      |                                      | Stg. Gear Lower Pitman Shaft Seal Kit.....                 | 8516  | <b>1960-1959</b>   |   |      |
|                                      |                                      | Control Valve Seal Kit.....                                | 8518  | <b>V-8 383 ENG.</b>  |   |      |
| <b>HOSE NUMERICAL</b>                |                                      | <b>1966</b>  |   | Pump Complete Rebuilding Kit; W/4 5/8" Dia. Reservoir..... |   |      |
|                                      |                                      | <b>V-8 383 ENG.; V-8 440 ENG.</b>                          |   | Pump Complete Rebuilding Kit; W/5 1/8" Dia. Reservoir..... |   |      |
|                                      |                                      |  | Pump Complete Rebuilding Kit.....                           | 7900   | Pump Seal Kit; W/4 5/8" Dia. Reservoir.....             | 7897 |
|                                      |                                      |  | Pump Seal Kit.....  | 7898   | Pump Seal Kit; W/5 1/8" Dia. Reservoir.....             | 7898 |
|                                      |                                      |  | Stg. Gear Complete Rebuilding Kit.....                      | 8538   | Pump Drive Shaft Seal Kit; W/4 5/8" Dia. Reservoir..... | 8710 |
|                                      |                                      | Stg. Gear Major Seal Kit.....                              | 8513  |  |   |      |
|                                      |                                      | Stg. Gear Input Shaft Seal Kit.....                        | 8553  | <b>1958</b>  |   |      |
|                                      |                                      | Stg. Gear Complete Pitman Shaft Seal Kit.....              | 8765  | <b>V-8 361 ENG.</b>  |   |      |
|                                      |                                      | Stg. Gear Lower Pitman Shaft Seal Kit.....                 | 8516  | Pump Complete Rebuilding Kit; W/4 5/8" Dia. Reservoir..... | 7899  |      |
|                                      |                                      | Control Valve Seal Kit.....                                | 8518  | Pump Complete Rebuilding Kit; W/5 1/8" Dia. Reservoir..... | 7900  |      |
|                                      | <b>REPAIR KITS</b>                   | <b>1965-1962</b>   |   | Pump Seal Kit; W/4 5/8" Dia. Reservoir.....                |   |      |
|                                      |                                      | <b>V-8 383 ENG.; V-8 413 ENG.</b>                          |   | Pump Seal Kit; W/5 1/8" Dia. Reservoir.....                |   |      |
|                                      |                                      |  | Pump Complete Rebuilding Kit.....                           | 7900   | Pump Seal Kit; W/5 1/8" Dia. Reservoir.....             | 7898 |
|                                      |                                      |  | Pump Seal Kit.....  | 7898   | Pump Drive Shaft Seal Kit; W/4 5/8" Dia. Reservoir..... | 8710 |
|                                      |                                      |  | Stg. Gear Complete Rebuilding Kit.....                      | 8538   |   |      |
|                                      |                                      | Stg. Gear Major Seal Kit.....                              | 8513  | <b>DESOTO</b>  |   |      |
|                                      |                                      | Stg. Gear Input Shaft Seal Kit.....                        | 8553  | <b>1961</b>  |   |      |
|                                      |                                      | Stg. Gear Complete Pitman Shaft Seal Kit.....              | 8765  | <b>V-8 361 ENG.</b>  |   |      |
|                                      |                                      | Stg. Gear Lower Pitman Shaft Seal Kit.....                 | 8516  | Pump Complete Rebuilding Kit; W/4 5/8" Dia. Reservoir..... | 7899  |      |
|                                      |                                      | Control Valve Seal Kit.....                                | 8518  | Pump Complete Rebuilding Kit; W/5 1/8" Dia. Reservoir..... | 7900  |      |
| <b>KIT NUMERICAL</b>                 |                                      | <b>1965-1962</b>   |   | Pump Seal Kit; W/4 5/8" Dia. Reservoir.....                |   |      |
|                                      |                                      | <b>V-8 383 ENG.; V-8 413 ENG.</b>                          |   | Pump Seal Kit; W/5 1/8" Dia. Reservoir.....                |   |      |
|                                      |                                      |  | Pump Complete Rebuilding Kit.....                           | 7900   | Pump Seal Kit; W/5 1/8" Dia. Reservoir.....             | 7898 |
|                                      |                                      |  | Pump Seal Kit.....  | 7898   | Pump Drive Shaft Seal Kit; W/4 5/8" Dia. Reservoir..... | 8710 |
|                                      |                                      |  | Stg. Gear Complete Rebuilding Kit.....                      | 8538   |   |      |
|                                      |                                      | Stg. Gear Major Seal Kit.....                              | 8513  | <b>FIREDOM</b>   |   |      |
|                                      |                                      | Stg. Gear Input Shaft Seal Kit.....                        | 8553  | <b>1959</b>  |   |      |
|                                      |                                      | Stg. Gear Complete Pitman Shaft Seal Kit.....              | 8765  | <b>V-8 383 ENG.</b>  |   |      |
|                                      |                                      | Stg. Gear Lower Pitman Shaft Seal Kit.....                 | 8516  | Pump Complete Rebuilding Kit; W/4 5/8" Dia. Reservoir..... | 7899  |      |
|                                      |                                      | Control Valve Seal Kit.....                                | 8518  | Pump Complete Rebuilding Kit; W/5 1/8" Dia. Reservoir..... | 7900  |      |
|                                      | <b>ILLUSTRATIONS</b>                 | <b>1965-1962</b>   |   | Pump Seal Kit; W/4 5/8" Dia. Reservoir.....                |   |      |
|                                      |                                      | <b>V-8 383 ENG.; V-8 413 ENG.</b>                          |   | Pump Seal Kit; W/5 1/8" Dia. Reservoir.....                |   |      |
|                                      |                                      |  | Pump Complete Rebuilding Kit.....                           | 7900   | Pump Seal Kit; W/5 1/8" Dia. Reservoir.....             | 7898 |
|                                      |                                      |  | Pump Seal Kit.....  | 7898   | Pump Drive Shaft Seal Kit; W/4 5/8" Dia. Reservoir..... | 8710 |
|                                      |                                      |  | Stg. Gear Complete Rebuilding Kit.....                      | 8538   |   |      |
|                                      |                                      | Stg. Gear Major Seal Kit.....                              | 8513  |  |   |      |
|                                      |                                      | Stg. Gear Input Shaft Seal Kit.....                        | 8553  |  |   |      |
|                                      |                                      | Stg. Gear Complete Pitman Shaft Seal Kit.....              | 8765  |  |   |      |
|                                      |                                      | Stg. Gear Lower Pitman Shaft Seal Kit.....                 | 8516  |  |   |      |
|                                      |                                      | Control Valve Seal Kit.....                                | 8518  |  |   |      |

☆ See Pages A14 - A15 For Pump or Gear Identification.

⊗ Packaged one bushing per box, order as required.

# Power Steering Repair Kits for Passenger Cars and Light Trucks

| Application  | Kit No. | Application  | Kit No. |
|--|---------|--|---------|
| <b>DESOTO - Continued</b>                                  |         | <b>DODGE - Continued</b>   |         |
| <b>FIREHOME - Continued</b>                                |         | <b>A SERIES VAN - Continued</b>  |         |
| <b>1958</b>  |         | <b>1964</b>  |         |
| <b>V-8 361 ENG.</b>  |         | <b>6-CYL. 170 ENG.; 6-CYL. 225 ENG.</b>  |         |
| Pump Complete Rebuilding Kit; W/4 5/8" Dia. Reservoir..... | 7899    | Pump Complete Rebuilding Kit.....  | 7910    |
| Pump Complete Rebuilding Kit; W/5 1/8" Dia. Reservoir..... | 7900    | Pump Seal Kit.....   | 7918    |
| Pump Seal Kit; W/4 5/8" Dia. Reservoir.....                | 7897    | Pump Drive Shaft Seal Kit.....   | 8709    |
| Pump Seal Kit; W/5 1/8" Dia. Reservoir.....                | 7898    |  |         |
| Pump Drive Shaft Seal Kit; W/4 5/8" Dia. Reservoir.....    | 8710    |  |         |
| <b>FIREFLITE</b>   |         | <b>ARIES</b>   |         |
| <b>1960</b>  |         | <b>1987</b>  |         |
| <b>V-8 361 ENG.</b>  |         | <b>4-CYL. 2.2 L ENG.; 4-CYL. 2.5 L ENG.</b>  |         |
| Pump Complete Rebuilding Kit; W/4 5/8" Dia. Reservoir..... | 7899    | Pump Complete Rebuilding Kit.....  | 7910    |
| Pump Complete Rebuilding Kit; W/5 1/8" Dia. Reservoir..... | 7900    | Pump Seal Kit.....   | 7918    |
| Pump Seal Kit; W/4 5/8" Dia. Reservoir.....                | 7897    | Pump Drive Shaft Seal Kit.....   | 8709    |
| Pump Seal Kit; W/5 1/8" Dia. Reservoir.....                | 7898    | Rack & Pinion Seal Kit; W/Saginaw Rack & Pinion Gear.....                          | 8576    |
| Pump Drive Shaft Seal Kit; W/4 5/8" Dia. Reservoir.....    | 8710    | Rack & Pinion Seal Kit; W/TRW Rack & Pinion Gear; ☆R.....                          | 8610    |
|  |         | Rack & Pinion Upper Pinion Bearing Kit; W/Saginaw Rack & Pinion Gear.....          | 8571    |
|  |         | Rack & Pinion Lower Pinion Bearing Kit; W/Saginaw Rack & Pinion Gear.....          | 8572    |
|  |         | Rack & Pinion Lower Pinion Bearing Kit; W/TRW Rack & Pinion Gear; ☆R.....          | 8579    |
| <b>1959</b>  |         | <b>1986</b>  |         |
| <b>V-8 383 ENG.</b>  |         | <b>4-CYL. 2.2 L ENG.; 4-CYL. 2.5 L ENG.</b>  |         |
| Pump Complete Rebuilding Kit; W/4 5/8" Dia. Reservoir..... | 7899    | Pump Complete Rebuilding Kit.....  | 7910    |
| Pump Complete Rebuilding Kit; W/5 1/8" Dia. Reservoir..... | 7900    | Pump Seal Kit.....   | 7918    |
| Pump Seal Kit; W/4 5/8" Dia. Reservoir.....                | 7897    | Pump Drive Shaft Seal Kit.....   | 8709    |
| Pump Seal Kit; W/5 1/8" Dia. Reservoir.....                | 7898    | Rack & Pinion Seal Kit; W/Saginaw Rack & Pinion Gear.....                          | 8576    |
| Pump Drive Shaft Seal Kit; W/4 5/8" Dia. Reservoir.....    | 8710    | Rack & Pinion Seal Kit; W/TRW Rack & Pinion Gear; W/Plastic Rack Bulkhead; ☆R..... | 8610    |
|  |         | Rack & Pinion Upper Pinion Bearing Kit; W/Saginaw Rack & Pinion Gear.....          | 8571    |
|  |         | Rack & Pinion Lower Pinion Bearing Kit; W/Saginaw Rack & Pinion Gear.....          | 8572    |
|  |         | Rack & Pinion Lower Pinion Bearing Kit; W/TRW Rack & Pinion Gear; ☆R.....          | 8579    |
| <b>1958</b>  |         | <b>1985-1984</b>   |         |
| <b>V-8 361 ENG.</b>  |         | <b>4-CYL. 2.2 L ENG.; 4-CYL. 2.6 L ENG.</b>  |         |
| Pump Complete Rebuilding Kit; W/4 5/8" Dia. Reservoir..... | 7899    | Pump Complete Rebuilding Kit.....  | 7910    |
| Pump Complete Rebuilding Kit; W/5 1/8" Dia. Reservoir..... | 7900    | Pump Seal Kit.....   | 7918    |
| Pump Seal Kit; W/4 5/8" Dia. Reservoir.....                | 7897    | Pump Drive Shaft Seal Kit.....   | 8709    |
| Pump Seal Kit; W/5 1/8" Dia. Reservoir.....                | 7898    | Rack & Pinion Seal Kit; W/Saginaw Rack & Pinion Gear.....                          | 8576    |
| Pump Drive Shaft Seal Kit; W/4 5/8" Dia. Reservoir.....    | 8710    | Rack & Pinion Seal Kit; W/TRW Rack & Pinion Gear; W/Plastic Rack Bulkhead; ☆R..... | 8610    |
|  |         | Rack & Pinion Upper Pinion Bearing Kit; W/Saginaw Rack & Pinion Gear.....          | 8571    |
|  |         | Rack & Pinion Lower Pinion Bearing Kit; W/Saginaw Rack & Pinion Gear.....          | 8572    |
|  |         | Rack & Pinion Lower Pinion Bearing Kit; W/TRW Rack & Pinion Gear; ☆R.....          | 8579    |
| <b>FIRESWEEP</b>   |         | <b>1983-1981</b>   |         |
| <b>1959</b>  |         | <b>4-CYL. 2.2 L ENG.; 4-CYL. 2.6 L ENG.</b>  |         |
| <b>V-8 361 ENG.</b>  |         | Pump Complete Rebuilding Kit.....  |         |
| Pump Complete Rebuilding Kit; W/4 5/8" Dia. Reservoir..... | 7899    |  | 7910    |
| Pump Complete Rebuilding Kit; W/5 1/8" Dia. Reservoir..... | 7900    | Pump Seal Kit.....   | 7918    |
| Pump Seal Kit; W/4 5/8" Dia. Reservoir.....                | 7897    | Pump Drive Shaft Seal Kit.....   | 8709    |
| Pump Seal Kit; W/5 1/8" Dia. Reservoir.....                | 7898    | Rack & Pinion Seal Kit; W/Saginaw Stg. Gear; ☆N.....                               | 8576    |
| Pump Drive Shaft Seal Kit; W/4 5/8" Dia. Reservoir.....    | 8710    | Rack & Pinion Upper Pinion Bearing Kit; W/Saginaw Stg. Gear; ☆N.....               | 8571    |
|  |         | Rack & Pinion Lower Pinion Bearing Kit; W/Saginaw Stg. Gear; ☆N.....               | 8572    |
|  |         | Rack & Pinion Lower Pinion Bearing Kit; W/TRW Stg. Gear; ☆R.....                   | 8579    |
| <b>1958</b>  |         | <b>ARIES AMERICA</b>   |         |
| <b>V-8 350 ENG.</b>  |         | <b>1989-1988</b>   |         |
| Pump Complete Rebuilding Kit; W/4 5/8" Dia. Reservoir..... | 7899    | <b>4-CYL. 2.2 L ENG.; 4-CYL. 2.5 L ENG.</b>  |         |
| Pump Complete Rebuilding Kit; W/5 1/8" Dia. Reservoir..... | 7900    | Pump Complete Rebuilding Kit.....  | 7910    |
| Pump Seal Kit; W/4 5/8" Dia. Reservoir.....                | 7897    | Pump Seal Kit.....   | 7918    |
| Pump Seal Kit; W/5 1/8" Dia. Reservoir.....                | 7898    | Pump Drive Shaft Seal Kit.....   | 8709    |
| Pump Drive Shaft Seal Kit; W/4 5/8" Dia. Reservoir.....    | 8710    | Rack & Pinion Seal Kit; W/Plastic Rack Bulkhead.....                               | 8610    |
|  |         | Rack & Pinion Lower Pinion Bearing Kit.....  | 8579    |
| <b>DODGE</b>   |         | <b>ASPEN</b>   |         |
| <b>A SERIES VAN</b>  |         | <b>1980</b>  |         |
| <b>1970</b>  |         | <b>6-CYL. 3.7 L ENG.; V-8 5.2 L ENG.</b>   |         |
| <b>6-CYL. 198 ENG.; 6-CYL. 225 ENG.; V-8 318 ENG.</b>      |         | Pump Complete Rebuilding Kit.....  |         |
| Pump Complete Rebuilding Kit.....                          | 7910    |  | 7910    |
| Pump Seal Kit.....   | 7918    | Pump Seal Kit.....   | 7918    |
| Pump Drive Shaft Seal Kit.....                             | 8709    | Pump Drive Shaft Seal Kit.....   | 8709    |
|  |         | Stg. Gear Complete Rebuilding Kit.....   | 8538    |
|  |         | Stg. Gear Major Seal Kit.....  | 8513    |
| <b>1969-1967</b>   |         |  |         |
| <b>6-CYL. 170 ENG.; 6-CYL. 225 ENG.; V-8 318 ENG.</b>      |         |  |         |
| Pump Complete Rebuilding Kit.....                          | 7910    |  |         |
| Pump Seal Kit.....   | 7918    |  |         |
| Pump Drive Shaft Seal Kit.....                             | 8709    |  |         |
| <b>1966</b>  |         |  |         |
| <b>6-CYL. 170 ENG.; V-8 273 ENG.</b>                       |         |  |         |
| Pump Complete Rebuilding Kit.....                          | 7910    |  |         |
| Pump Seal Kit.....   | 7918    |  |         |
| Pump Drive Shaft Seal Kit.....                             | 8709    |  |         |
| <b>1965</b>  |         |  |         |
| <b>6-CYL. 170 ENG.; 6-CYL. 225 ENG.; V-8 273 ENG.</b>      |         |  |         |
| Pump Complete Rebuilding Kit.....                          | 7910    |  |         |
| Pump Seal Kit.....   | 7918    |  |         |
| Pump Drive Shaft Seal Kit.....                             | 8709    |  |         |

☆ See Pages A14 - A15 For Pump or Gear Identification.

⊛ Packaged one bushing per box, order as required.

SYSTEM  
PUMP &  
GEAR  
IDENT.

SYSTEM &  
COM-  
PONENT  
IDENT.

PASS.  
CARS

LIGHT  
TRUCKS

MEDIUM/  
HEAVY  
TRUCKS

BUSES

HOSE  
NUMER-  
ICAL

REPAIR  
KITS

KIT  
NUMER-  
ICAL

ILLUSTRATIONS

# Power Steering Repair Kits for Passenger Cars and Light Trucks

|                           | Application                                       | Kit No.   | Application   | Kit No.  |      |
|---------------------------|---|---|---|--|------|
| SYSTEM PUMP & GEAR IDENT. | <b>DODGE - Continued</b>                          |   | <b>DODGE - Continued</b>  |  |      |
|                           | <b>ASPEN - Continued</b>                          |   | <b>B SERIES VAN - Continued</b>   |  |      |
|                           | 1980 - Continued                                  |   | 1978-1976   |  |      |
|                           | 6-CYL. 3.7 L ENG.; V-8 5.2 L ENG. - Continued     |   | 6-CYL. 225 ENG.; V-8 318 ENG.; V-8 360 ENG.; V-8 400 ENG.; V-8 440 ENG. |  |      |
|                           |   | Stg. Gear Input Shaft Seal Kit.....                         | 8553  | Pump Complete Rebuilding Kit.....                    | 7910 |
|                           |   | Stg. Gear Complete Pitman Shaft Seal Kit.....               | 8765  | Pump Seal Kit.....                                   | 7918 |
|                           |   | Stg. Gear Lower Pitman Shaft Seal Kit.....                  | 8516  | Pump Drive Shaft Seal Kit.....                       | 8709 |
|                           |   | Control Valve Seal Kit.....                                 | 8518  | Stg. Gear Complete Rebuilding Kit.....               | 8538 |
|                           |   |   |   | Stg. Gear Major Seal Kit.....                        | 8513 |
|                           |   |   |   | Stg. Gear Input Shaft Seal Kit.....                  | 8553 |
| SYSTEM & COMPONENT IDENT. | 1979-1976   |   | 1975  |  |      |
|                           | 6-CYL. 225 ENG.; V-8 318 ENG.; V-8 360 ENG.       |   | 6-CYL. 225 ENG.; V-8 318 ENG.; V-8 360 ENG.; V-8 440 ENG.               |  |      |
|                           |   | Pump Complete Rebuilding Kit; W/Chrysler P.S. Pump; ☆D..... | 8514  | Pump Complete Rebuilding Kit.....                    | 7910 |
|                           |   | Pump Complete Rebuilding Kit; W/Saginaw P.S. Pump; ☆B.....  | 7910  | Pump Seal Kit.....                                   | 7918 |
|                           |   | Pump Seal Kit; W/Chrysler P.S. Pump; ☆D.....                | 8507  | Pump Drive Shaft Seal Kit.....                       | 8709 |
|                           |   | Pump Seal Kit; W/Saginaw P.S. Pump; ☆B.....                 | 7918  | Stg. Gear Complete Rebuilding Kit.....               | 8538 |
|                           |   | Pump Drive Shaft Seal Kit; W/Chrysler P.S. Pump; ☆D.....    | 8708  | Stg. Gear Major Seal Kit.....                        | 8513 |
|                           |   | Pump Drive Shaft Seal Kit; W/Saginaw P.S. Pump; ☆B.....     | 8709  | Stg. Gear Input Shaft Seal Kit.....                  | 8553 |
|                           |   | Stg. Gear Complete Rebuilding Kit.....                      | 8538  | Stg. Gear Complete Pitman Shaft Seal Kit.....        | 8765 |
|                           |   | Stg. Gear Major Seal Kit.....                               | 8513  | Stg. Gear Lower Pitman Shaft Seal Kit.....           | 8516 |
| PASS. CARS                | 1995  |   | 1974-1972   |  |      |
|                           | 4-CYL. 2.0 L ENG.                                 |   | 6-CYL. 225 ENG.; V-8 318 ENG.; V-8 360 ENG.                             |  |      |
|                           |   | Pump Seal Kit.....  | 8798  | Pump Complete Rebuilding Kit.....                    | 7910 |
|                           |   | Rack & Pinion Seal Kit.....                                 | 8870  | Pump Seal Kit.....                                   | 7918 |
|                           |   |   |   | Pump Drive Shaft Seal Kit.....                       | 8709 |
|                           |   | V-6 2.5 L ENG.  |   | Stg. Gear Complete Rebuilding Kit.....               | 8538 |
|                           |   | Pump Seal Kit.....  | 8824  | Stg. Gear Major Seal Kit.....                        | 8513 |
|                           |   | Rack & Pinion Seal Kit.....                                 | 8870  | Stg. Gear Input Shaft Seal Kit.....                  | 8553 |
|                           |   |   |   | Stg. Gear Complete Pitman Shaft Seal Kit.....        | 8765 |
|                           |   |   |   | Stg. Gear Lower Pitman Shaft Seal Kit.....           | 8516 |
| LIGHT TRUCKS              | <b>AVENGER</b>                                    |   | 1971  |  |      |
|                           | 1995  |   | 6-CYL. 198 ENG.; 6-CYL. 225 ENG.; V-8 318 ENG.; V-8 360 ENG.            |  |      |
|                           | 4-CYL. 2.0 L ENG.                                 |   | ENG.  |  |      |
|                           |   | Pump Seal Kit.....  | 8798  | Pump Complete Rebuilding Kit.....                    | 8514 |
|                           |   | Rack & Pinion Seal Kit.....                                 | 8870  | Pump Seal Kit.....                                   | 8507 |
|                           |   |   |   | Pump Drive Shaft Seal Kit.....                       | 8708 |
|                           |   | V-6 2.5 L ENG.  |   | Stg. Gear Complete Rebuilding Kit.....               | 8538 |
|                           |   | Pump Seal Kit.....  | 8824  | Stg. Gear Major Seal Kit.....                        | 8513 |
|                           |   | Rack & Pinion Seal Kit.....                                 | 8870  | Stg. Gear Input Shaft Seal Kit.....                  | 8553 |
|                           |   |   |   | Stg. Gear Complete Pitman Shaft Seal Kit.....        | 8765 |
| MEDIUM/HEAVY TRUCKS       | <b>B SERIES VAN</b>                               |   | 1971  |  |      |
|                           | 1995-1994   |   | 6-CYL. 198 ENG.; 6-CYL. 225 ENG.; V-8 318 ENG.; V-8 360 ENG.            |  |      |
|                           | V-6 3.9 L ENG.; V-8 5.2 L ENG.; V-8 5.9 L ENG.    |   | ENG.  |  |      |
|                           |   | Pump Complete Rebuilding Kit.....                           | 7910  | Pump Complete Rebuilding Kit.....                    | 8514 |
|                           |   | Pump Seal Kit.....  | 7918  | Pump Seal Kit.....                                   | 8507 |
|                           |   | Pump Drive Shaft Seal Kit.....                              | 8709  | Pump Drive Shaft Seal Kit.....                       | 8708 |
|                           |   | Stg. Gear Major Seal Kit.....                               | 8716  | Stg. Gear Complete Rebuilding Kit.....               | 8538 |
|                           |   | Stg. Gear Input Shaft Seal Kit.....                         | 8525  | Stg. Gear Major Seal Kit.....                        | 8513 |
|                           |   | Stg. Gear Complete Pitman Shaft Seal Kit.....               | 8763  | Stg. Gear Input Shaft Seal Kit.....                  | 8553 |
|                           |   | Stg. Gear Lower Pitman Shaft Seal Kit.....                  | 8717  | Stg. Gear Complete Pitman Shaft Seal Kit.....        | 8765 |
| BUSES                     | 1993-1988   |   | Control Valve Seal Kit.....   |  |      |
|                           | V-6 3.9 L ENG.; V-8 5.2 L ENG.; V-8 5.9 L ENG.    |   | 8518  |  |      |
|                           |   | Pump Complete Rebuilding Kit.....                           | 7910  |  |      |
|                           |   | Pump Seal Kit.....  | 7918  |  |      |
|                           |   | Pump Drive Shaft Seal Kit.....                              | 8709  |  |      |
|                           |   | Stg. Gear Complete Rebuilding Kit.....                      | 8538  |  |      |
|                           |   | Stg. Gear Major Seal Kit.....                               | 8513  |  |      |
|                           |   | Stg. Gear Input Shaft Seal Kit.....                         | 8553  |  |      |
|                           |   | Stg. Gear Complete Pitman Shaft Seal Kit.....               | 8765  |  |      |
|                           |   | Stg. Gear Lower Pitman Shaft Seal Kit.....                  | 8516  |  |      |
| HOSE NUMERICAL            | 1987-1980   |   | <b>CARAVAN</b>  |  |      |
|                           | 6-CYL. 3.7 L ENG.; V-8 5.2 L ENG.; V-8 5.9 L ENG. |   | 1995-1990   |  |      |
|                           |   | Pump Complete Rebuilding Kit.....                           | 7910  | 4-CYL. 2.5 L ENG.; V-6 3.0 L ENG.; V-6 3.3 L ENG.    |      |
|                           |   | Pump Seal Kit.....  | 7918  | Pump Complete Rebuilding Kit.....                    |      |
|                           |   | Pump Drive Shaft Seal Kit.....                              | 8709  | Pump Seal Kit.....                                   |      |
|                           |   | Stg. Gear Complete Rebuilding Kit.....                      | 8538  | Pump Drive Shaft Seal Kit.....                       |      |
|                           |   | Stg. Gear Major Seal Kit.....                               | 8513  | Rack & Pinion Seal Kit; W/Plastic Rack Bulkhead..... |      |
|                           |   | Stg. Gear Input Shaft Seal Kit.....                         | 8553  | Rack & Pinion Lower Pinion Bearing Kit.....          |      |
|                           |   | Stg. Gear Complete Pitman Shaft Seal Kit.....               | 8765  | 8579   |      |
|                           |   | Stg. Gear Lower Pitman Shaft Seal Kit.....                  | 8516  |  |      |
| REPAIR KITS               | 1989-1988   |   | 1987  |  |      |
|                           | 4-CYL. 2.5 L ENG.; V-6 3.0 L ENG.                 |   | 4-CYL. 2.2 L ENG.; 4-CYL. 2.6 L ENG.; V-6 3.0 L ENG.                    |  |      |
|                           |   | Pump Complete Rebuilding Kit.....                           | 7910  | Pump Complete Rebuilding Kit.....                    |      |
|                           |   | Pump Seal Kit.....  | 7918  | Pump Seal Kit.....                                   |      |
|                           |   | Pump Drive Shaft Seal Kit.....                              | 8709  | Pump Drive Shaft Seal Kit.....                       |      |
|                           |   | Stg. Gear Complete Rebuilding Kit.....                      | 8538  | Rack & Pinion Seal Kit; W/Plastic Rack Bulkhead..... |      |
|                           |   | Stg. Gear Major Seal Kit.....                               | 8513  | Rack & Pinion Lower Pinion Bearing Kit.....          |      |
|                           |   | Stg. Gear Input Shaft Seal Kit.....                         | 8553  | 8579   |      |
|                           |   | Stg. Gear Complete Pitman Shaft Seal Kit.....               | 8765  |  |      |
|                           |   | Stg. Gear Lower Pitman Shaft Seal Kit.....                  | 8516  |  |      |
| KIT NUMERICAL             | 1979  |   | 1986-1984   |  |      |
|                           | 6-CYL. 225 ENG.; V-8 318 ENG.; V-8 360 ENG.       |   | 4-CYL. 2.2 L ENG.; 4-CYL. 2.6 L ENG.                                    |  |      |
|                           |   | Pump Complete Rebuilding Kit.....                           | 7910  | Pump Complete Rebuilding Kit.....                    |      |
|                           |   | Pump Seal Kit.....  | 7918  | Pump Seal Kit.....                                   |      |
|                           |   | Pump Drive Shaft Seal Kit.....                              | 8709  | Pump Drive Shaft Seal Kit.....                       |      |
|                           |   | Stg. Gear Complete Rebuilding Kit.....                      | 8538  |  |      |
|                           |   | Stg. Gear Major Seal Kit.....                               | 8513  |  |      |
|                           |   | Stg. Gear Input Shaft Seal Kit.....                         | 8553  |  |      |
|                           |   | Stg. Gear Complete Pitman Shaft Seal Kit.....               | 8765  |  |      |
|                           |   | Stg. Gear Lower Pitman Shaft Seal Kit.....                  | 8516  |  |      |
| ILLUSTRATIONS             | Control Valve Seal Kit.....                       |   | 8518  |  |      |

☆ See Pages A14 - A15 For Pump or Gear Identification.

⊗ Packaged one bushing per box, order as required.

# Power Steering Repair Kits for Passenger Cars and Light Trucks

| Application  | Kit No. | Application   | Kit No. |
|--|---------|---|---------|
| <b>DODGE - Continued</b>   |         | <b>DODGE - Continued</b>  |         |
| <b>CARAVAN - Continued</b>   |         | <b>CHALLENGER - Continued</b>   |         |
| <b>1986-1984 - Continued</b>   |         | <b>1974 - Continued</b>   |         |
| <b>4-CYL. 2.2 L ENG.; 4-CYL. 2.6 L ENG. - Continued</b>                        |         | <b>V-8 318 ENG.; V-8 360 ENG. - Continued</b>   |         |
| Rack & Pinion Seal Kit; W/Plastic Rack Bulkhead .....                          | 8610    | Stg. Gear Major Seal Kit .....  | 8513    |
| Rack & Pinion Lower Pinion Bearing Kit .....                                   | 8579    | Stg. Gear Input Shaft Seal Kit .....  | 8553    |
|  |         | Stg. Gear Complete Pitman Shaft Seal Kit .....  | 8765    |
|  |         | Stg. Gear Lower Pitman Shaft Seal Kit .....   | 8516    |
|  |         | Control Valve Seal Kit .....  | 8518    |
| <b>CB SERIES VAN</b>   |         | <b>1973</b>   |         |
| <b>1980</b>  |         | <b>V-8 318 ENG.; V-8 340 ENG.</b>   |         |
| <b>V-8 5.2 L ENG.; V-8 5.9 L ENG.</b>  |         | Pump Complete Rebuilding Kit; W/Chrysler P.S. Pump; ☆D .....  |         |
| Pump Complete Rebuilding Kit .....   | 7910    | Pump Complete Rebuilding Kit; W/Saginaw P.S. Pump; ☆B .....   | 7910    |
| Pump Seal Kit .....  | 7918    | Pump Seal Kit; W/Chrysler P.S. Pump; ☆D .....   | 8507    |
| Pump Drive Shaft Seal Kit .....  | 8709    | Pump Seal Kit; W/Saginaw P.S. Pump; ☆B .....  | 7918    |
| Stg. Gear Complete Rebuilding Kit .....  | 8538    | Pump Drive Shaft Seal Kit; W/Chrysler P.S. Pump; ☆D .....   | 8708    |
| Stg. Gear Major Seal Kit .....   | 8513    | Pump Drive Shaft Seal Kit; W/Saginaw P.S. Pump; ☆B .....  | 8709    |
| Stg. Gear Input Shaft Seal Kit .....   | 8553    | Stg. Gear Complete Rebuilding Kit; W/Chrysler, Saginaw P.S. Pump; ☆B .....                                    | 8539    |
| Stg. Gear Complete Pitman Shaft Seal Kit .....                                 | 8765    | Stg. Gear Major Seal Kit .....  | 8513    |
| Stg. Gear Lower Pitman Shaft Seal Kit .....                                    | 8516    | Stg. Gear Input Shaft Seal Kit .....  | 8553    |
| Control Valve Seal Kit .....   | 8518    | Stg. Gear Complete Pitman Shaft Seal Kit .....  | 8765    |
|  |         | Stg. Gear Lower Pitman Shaft Seal Kit .....   | 8516    |
|  |         | Control Valve Seal Kit .....  | 8518    |
| <b>1979-1978</b>   |         | <b>1972</b>   |         |
| <b>6-CYL. 225 ENG.; V-8 318 ENG.; V-8 360 ENG.</b>                             |         | <b>6-CYL. 225 ENG.; V-8 318 ENG.; V-8 340 ENG.</b>  |         |
| Pump Complete Rebuilding Kit .....   | 7910    | Pump Complete Rebuilding Kit; W/Chrysler P.S. Pump; ☆D .....  | 8514    |
| Pump Seal Kit .....  | 7918    | Pump Complete Rebuilding Kit; W/Saginaw P.S. Pump; ☆B .....   | 7910    |
| Pump Drive Shaft Seal Kit .....  | 8709    | Pump Seal Kit; W/Chrysler P.S. Pump; ☆D .....   | 8507    |
| Stg. Gear Complete Rebuilding Kit .....  | 8538    | Pump Seal Kit; W/Saginaw P.S. Pump; ☆B .....  | 7918    |
| Stg. Gear Major Seal Kit .....   | 8513    | Pump Drive Shaft Seal Kit; W/Chrysler P.S. Pump; ☆D .....   | 8708    |
| Stg. Gear Input Shaft Seal Kit .....   | 8553    | Pump Drive Shaft Seal Kit; W/Saginaw P.S. Pump; ☆B .....  | 8709    |
| Stg. Gear Complete Pitman Shaft Seal Kit .....                                 | 8765    | Stg. Gear Complete Rebuilding Kit .....   | 8539    |
| Stg. Gear Lower Pitman Shaft Seal Kit .....                                    | 8516    | Stg. Gear Major Seal Kit .....  | 7895    |
| Control Valve Seal Kit .....   | 8518    | Stg. Gear Input Shaft Seal Kit .....  | 8553    |
|  |         | Stg. Gear Complete Pitman Shaft Seal Kit .....  | 8759    |
|  |         | Stg. Gear Lower Pitman Shaft Seal Kit .....   | 8517    |
|  |         | Control Valve Seal Kit .....  | 8518    |
| <b>1977-1976</b>   |         | <b>1971-1970</b>  |         |
| <b>6-CYL. 225 ENG.; V-8 318 ENG.; V-8 360 ENG.; V-8 400 ENG.; V-8 440 ENG.</b> |         | <b>6-CYL. 198 ENG.; 6-CYL. 225 ENG.; V-8 318 ENG.; V-8 340 ENG.; V-8 383 ENG.; V-8 426 ENG.; V-8 440 ENG.</b> |         |
| Pump Complete Rebuilding Kit .....   | 7910    | Pump Complete Rebuilding Kit; W/Chrysler P.S. Pump; ☆D .....  | 8514    |
| Pump Seal Kit .....  | 7918    | Pump Complete Rebuilding Kit; W/Saginaw P.S. Pump; ☆B .....   | 7910    |
| Pump Drive Shaft Seal Kit .....  | 8709    | Pump Seal Kit; W/Chrysler P.S. Pump; ☆D .....   | 8507    |
| Stg. Gear Complete Rebuilding Kit .....  | 8538    | Pump Seal Kit; W/Saginaw P.S. Pump; ☆B .....  | 7918    |
| Stg. Gear Major Seal Kit .....   | 8513    | Pump Drive Shaft Seal Kit; W/Chrysler P.S. Pump; ☆D .....   | 8708    |
| Stg. Gear Input Shaft Seal Kit .....   | 8553    | Pump Drive Shaft Seal Kit; W/Saginaw P.S. Pump; ☆B .....  | 8709    |
| Stg. Gear Complete Pitman Shaft Seal Kit .....                                 | 8765    | Stg. Gear Complete Rebuilding Kit .....   | 8539    |
| Stg. Gear Lower Pitman Shaft Seal Kit .....                                    | 8516    | Stg. Gear Major Seal Kit .....  | 7895    |
| Control Valve Seal Kit .....   | 8518    | Stg. Gear Input Shaft Seal Kit .....  | 8553    |
|  |         | Stg. Gear Complete Pitman Shaft Seal Kit .....  | 8759    |
|  |         | Stg. Gear Lower Pitman Shaft Seal Kit .....   | 8517    |
|  |         | Control Valve Seal Kit .....  | 8518    |
| <b>1975-1972</b>   |         | <b>CHARGER</b>  |         |
| <b>6-CYL. 225 ENG.; V-8 318 ENG.; V-8 360 ENG.</b>                             |         | <b>1987</b>   |         |
| Pump Complete Rebuilding Kit .....   | 7910    | <b>4-CYL. 2.2 L ENG.</b>  |         |
| Pump Seal Kit .....  | 7918    | Pump Complete Rebuilding Kit .....  | 7910    |
| Pump Drive Shaft Seal Kit .....  | 8709    | Pump Seal Kit .....   | 7918    |
| Stg. Gear Complete Rebuilding Kit .....  | 8538    | Pump Drive Shaft Seal Kit .....   | 8709    |
| Stg. Gear Major Seal Kit .....   | 8513    | Rack & Pinion Seal Kit .....  | 8576    |
| Stg. Gear Input Shaft Seal Kit .....   | 8553    | Rack & Pinion Upper Pinion Bearing Kit .....  | 8571    |
| Stg. Gear Complete Pitman Shaft Seal Kit .....                                 | 8765    | Rack & Pinion Lower Pinion Bearing Kit .....  | 8572    |
| Stg. Gear Lower Pitman Shaft Seal Kit .....                                    | 8516    |   |         |
| Control Valve Seal Kit .....   | 8518    |   |         |
| <b>1975-1972</b>   |         | <b>1986-1984</b>  |         |
| <b>6-CYL. 225 ENG.; V-8 318 ENG.; V-8 360 ENG.</b>                             |         | <b>4-CYL. 1.6 L ENG.; 4-CYL. 2.2 L ENG.</b>   |         |
| Pump Complete Rebuilding Kit .....   | 7910    | Pump Complete Rebuilding Kit .....  | 7910    |
| Pump Seal Kit .....  | 7918    | Pump Seal Kit .....   | 7918    |
| Pump Drive Shaft Seal Kit .....  | 8709    | Pump Drive Shaft Seal Kit .....   | 8709    |
| Stg. Gear Complete Rebuilding Kit .....  | 8538    | Rack & Pinion Seal Kit .....  | 8576    |
| Stg. Gear Major Seal Kit .....   | 8513    | Rack & Pinion Upper Pinion Bearing Kit .....  | 8571    |
| Stg. Gear Input Shaft Seal Kit .....   | 8553    | Rack & Pinion Lower Pinion Bearing Kit .....  | 8572    |
| Stg. Gear Complete Pitman Shaft Seal Kit .....                                 | 8765    |   |         |
| Stg. Gear Lower Pitman Shaft Seal Kit .....                                    | 8516    |   |         |
| Control Valve Seal Kit .....   | 8518    |   |         |
| <b>1975-1972</b>   |         | <b>1983</b>   |         |
| <b>6-CYL. 225 ENG.; V-8 318 ENG.; V-8 360 ENG.</b>                             |         | <b>4-CYL. 1.6 L ENG.; 4-CYL. 1.7 L ENG.; 4-CYL. 2.2 L ENG.</b>  |         |
| Pump Complete Rebuilding Kit .....   | 7910    | Pump Complete Rebuilding Kit .....  | 7910    |
| Pump Seal Kit .....  | 7918    | Pump Seal Kit .....   | 7918    |
| Pump Drive Shaft Seal Kit .....  | 8709    | Pump Drive Shaft Seal Kit .....   | 8709    |
| Stg. Gear Complete Rebuilding Kit .....  | 8538    | Rack & Pinion Seal Kit .....  | 8576    |
| Stg. Gear Major Seal Kit .....   | 8513    |   |         |
| Stg. Gear Input Shaft Seal Kit .....   | 8553    |   |         |
| Stg. Gear Complete Pitman Shaft Seal Kit .....                                 | 8765    |   |         |
| Stg. Gear Lower Pitman Shaft Seal Kit .....                                    | 8516    |   |         |
| Control Valve Seal Kit .....   | 8518    |   |         |

☆ See Pages A14 - A15 For Pump or Gear Identification.

☉ Packaged one bushing per box, order as required.

SYSTEM  
PUMP &  
GEAR  
IDENT.

SYSTEM &  
COM-  
PONENT  
IDENT.

PASS.  
CARS

LIGHT  
TRUCKS

MEDIUM/  
HEAVY  
TRUCKS

BUSES

HOSE  
NUMER-  
ICAL

REPAIR  
KITS

KIT  
NUMER-  
ICAL

ILLUSTRATIONS





# Power Steering Repair Kits for Passenger Cars and Light Trucks

| Application  | Kit No. | Application   | Kit No. |
|--|---------|---|---------|
| <b>DODGE - Continued</b>   |         | <b>DODGE - Continued</b>  |         |
| <b>CHARGER - Continued</b>   |         | <b>COLT - Continued</b>   |         |
| 1966 - Continued   |         | 1979  |         |
| V-8 273 ENG.; V-8 318 ENG.; V-8 361 ENG.; V-8 383 ENG.; V-8 426 ENG. - Continued |         | 4-CYL. 86 ENG.; 4-CYL. 98 ENG.; 4-CYL. 156 ENG.                         |         |
| Stg. Gear Complete Pitman Shaft Seal Kit .....                                   | 8759    | Pump Seal Kit; Oct. 1 & Newer .....                                     | 8599    |
| Stg. Gear Lower Pitman Shaft Seal Kit .....                                      | 8517    | Pump Seal Kit; Sept. 30 & Older .....                                   | 8603    |
| Control Valve Seal Kit .....   | 8518    | <b>1978</b>   |         |
| <b>COLT</b>  |         | 4-CYL. 98 ENG.; 4-CYL. 156 ENG.   |         |
| <b>1995</b>  |         | Pump Seal Kit .....   |         |
| 4-CYL. 1.5 L ENG. (CANADA)   |         | 8603  |         |
| Pump Seal Kit; Sedan .....   | 8720    | <b>CONQUEST</b>   |         |
| Pump Seal Kit; Wagon .....   | 8721    | <b>1986-1984</b>  |         |
| <b>1994-1993</b>   |         | 4-CYL. 2.6 L ENG.   |         |
| 4-CYL. 1.5 L ENG.; 4-CYL. 1.8 L ENG.   |         | Pump Seal Kit .....   |         |
| Pump Seal Kit .....  | 8720    | 8722  |         |
| <b>4-CYL. 2.4 L ENG. (CANADA)</b>  |         | <b>CORONET</b>  |         |
| Pump Seal Kit .....  | 8825    | <b>1976-1974</b>  |         |
| <b>1992</b>  |         | 6-CYL. 225 ENG.; V-8 318 ENG.; V-8 360 ENG.; V-8 400 ENG.; V-8 440 ENG. |         |
| 4-CYL. 1.5 L ENG.  |         | Pump Complete Rebuilding Kit; W/Chrysler P.S. Pump; ☆D .....            |         |
| Pump Seal Kit; Jul. & Newer .....  | 8720    | 8514  |         |
| Pump Seal Kit; Jun. & Older .....  | 8721    | Pump Complete Rebuilding Kit; W/Saginaw P.S. Pump; ☆B .....             |         |
| Rack & Pinion Seal Kit .....   | 8662    | 7910  |         |
| <b>4-CYL. 1.8 L ENG. (CANADA)</b>  |         | Pump Seal Kit; W/Chrysler P.S. Pump; ☆D .....                           |         |
| Pump Seal Kit .....  | 8825    | 8507  |         |
| Rack & Pinion Seal Kit .....   | 8662    | Pump Seal Kit; W/Saginaw P.S. Pump; ☆B .....                            |         |
| <b>1991</b>  |         | 7918  |         |
| 4-CYL. 1.5 L ENG.  |         | Pump Drive Shaft Seal Kit; W/Chrysler P.S. Pump; ☆D .....               |         |
| Pump Seal Kit; W/2-Piece Pump Housing; Exc. Wagon .....                          | 8721    | 8708  |         |
| Pump Seal Kit; W/3-Piece Pump Housing; Exc. Wagon .....                          | 8722    | Pump Drive Shaft Seal Kit; W/Saginaw P.S. Pump; ☆B .....                |         |
| Pump Seal Kit; Wagon .....   | 8825    | 8709  |         |
| Rack & Pinion Seal Kit .....   | 8662    | Stg. Gear Complete Rebuilding Kit .....                                 |         |
| <b>4-CYL. 2.0 L ENG.</b>   |         | 8538  |         |
| Pump Seal Kit .....  | 8825    | Stg. Gear Major Seal Kit .....  |         |
| Rack & Pinion Seal Kit .....   | 8662    | 8513  |         |
| <b>1990-1989</b>   |         | Stg. Gear Input Shaft Seal Kit .....                                    |         |
| 4-CYL. 1.5 L ENG.; 4-CYL. 1.6 L ENG.; 4-CYL. 1.8 L ENG.                          |         | 8553  |         |
| Pump Seal Kit; W/2-Piece Pump Housing; Exc. Wagon .....                          | 8721    | Stg. Gear Complete Pitman Shaft Seal Kit .....                          |         |
| Pump Seal Kit; W/3-Piece Pump Housing; Exc. Wagon .....                          | 8722    | 8765  |         |
| Pump Seal Kit; Wagon .....   | 8825    | Stg. Gear Lower Pitman Shaft Seal Kit .....                             |         |
| Rack & Pinion Seal Kit .....   | 8662    | 8516  |         |
| <b>4-CYL. 2.0 L ENG.</b>   |         | Control Valve Seal Kit .....  |         |
| Pump Seal Kit .....  | 8825    | 8518  |         |
| Rack & Pinion Seal Kit .....   | 8662    | <b>1973</b>   |         |
| <b>1988</b>  |         | 6-CYL. 225 ENG.; V-8 318 ENG.; V-8 340 ENG.; V-8 400 ENG.; V-8 440 ENG. |         |
| 4-CYL. 1.5 L ENG.; 4-CYL. 1.6 L ENG.; 4-CYL. 2.0 L ENG.                          |         | Pump Complete Rebuilding Kit; W/Chrysler P.S. Pump; ☆D .....            |         |
| Pump Seal Kit .....  | 8825    | 8514  |         |
| Rack & Pinion Seal Kit .....   | 8662    | Pump Complete Rebuilding Kit; W/Saginaw P.S. Pump; ☆B .....             |         |
| <b>1987-1986</b>   |         | 7910  |         |
| 4-CYL. 1.5 L ENG.; 4-CYL. 1.6 L ENG.   |         | Pump Seal Kit; W/Chrysler P.S. Pump; ☆D .....                           |         |
| Pump Seal Kit .....  | 8825    | 8507  |         |
| Rack & Pinion Seal Kit .....   | 8654    | Pump Seal Kit; W/Saginaw P.S. Pump; ☆B .....                            |         |
| <b>4-CYL. 2.0 L ENG.</b>   |         | 7918  |         |
| Pump Seal Kit .....  | 8825    | Pump Drive Shaft Seal Kit; W/Chrysler P.S. Pump; ☆D .....               |         |
| Rack & Pinion Seal Kit; W/2WD .....  | 8654    | 8708  |         |
| Rack & Pinion Seal Kit; W/4WD .....  | 8660    | Pump Drive Shaft Seal Kit; W/Saginaw P.S. Pump; ☆B .....                |         |
| <b>1985</b>  |         | 8709  |         |
| 4-CYL. 1.5 L ENG.; 4-CYL. 1.6 L ENG.   |         | Stg. Gear Complete Rebuilding Kit .....                                 |         |
| Pump Seal Kit .....  | 8825    | 8539  |         |
| Rack & Pinion Seal Kit .....   | 8654    | Stg. Gear Major Seal Kit .....  |         |
| <b>4-CYL. 2.0 L ENG.</b>   |         | 7895  |         |
| Pump Seal Kit .....  | 8825    | Stg. Gear Input Shaft Seal Kit .....                                    |         |
| Rack & Pinion Seal Kit; W/4WD .....  | 8660    | 8553  |         |
| Rack & Pinion Seal Kit; W/FWD .....  | 8654    | Stg. Gear Complete Pitman Shaft Seal Kit .....                          |         |
| <b>1983-1982</b>   |         | 8759  |         |
| 4-CYL. 1.4 L ENG.; 4-CYL. 1.6 L ENG.   |         | Stg. Gear Lower Pitman Shaft Seal Kit .....                             |         |
| Pump Seal Kit .....  | 8599    | 8517  |         |
| <b>1980</b>  |         | Control Valve Seal Kit .....  |         |
| 4-CYL. 1.4 L ENG.; 4-CYL. 1.6 L ENG.; 4-CYL. 2.6 L ENG.                          |         | 8518  |         |
| Pump Seal Kit .....  | 8599    | <b>1972</b>   |         |
|  |         | 6-CYL. 225 ENG.; V-8 318 ENG.; V-8 340 ENG.; V-8 400 ENG.               |         |
|  |         | Pump Complete Rebuilding Kit; W/Chrysler P.S. Pump; ☆D .....            |         |
|  |         | 8514  |         |
|  |         | Pump Complete Rebuilding Kit; W/Saginaw P.S. Pump; ☆B .....             |         |
|  |         | 7910  |         |
|  |         | Pump Seal Kit; W/Chrysler P.S. Pump; ☆D .....                           |         |
|  |         | 8507  |         |
|  |         | Pump Seal Kit; W/Saginaw P.S. Pump; ☆B .....                            |         |
|  |         | 7918  |         |
|  |         | Pump Drive Shaft Seal Kit; W/Chrysler P.S. Pump; ☆D .....               |         |
|  |         | 8708  |         |
|  |         | Pump Drive Shaft Seal Kit; W/Saginaw P.S. Pump; ☆B .....                |         |
|  |         | 8709  |         |
|  |         | Stg. Gear Complete Rebuilding Kit .....                                 |         |
|  |         | 8539  |         |
|  |         | Stg. Gear Major Seal Kit .....  |         |
|  |         | 7895  |         |
|  |         | Stg. Gear Input Shaft Seal Kit .....                                    |         |
|  |         | 8553  |         |
|  |         | Stg. Gear Complete Pitman Shaft Seal Kit .....                          |         |
|  |         | 8759  |         |
|  |         | Stg. Gear Lower Pitman Shaft Seal Kit .....                             |         |
|  |         | 8517  |         |
|  |         | Control Valve Seal Kit .....  |         |
|  |         | 8518  |         |

☆ See Pages A14 - A15 For Pump or Gear Identification.

⊙ Packaged one bushing per box, order as required.

**SYSTEM PUMP & GEAR IDENT.**

**SYSTEM & COMPONENT IDENT.**

**PASS. CARS**

**LIGHT TRUCKS**

**MEDIUM/HEAVY TRUCKS**

**BUSES**

**HOSE NUMERICAL**

**REPAIR KITS**

**KIT NUMERICAL**

**ILLUSTRATIONS**

# Power Steering Repair Kits for Passenger Cars and Light Trucks

|                                      | Application  | Kit No.   | Application  | Kit No.   |      |
|--------------------------------------|--|---|--|---|------|
| <b>SYSTEM PUMP &amp; GEAR IDENT.</b> | <b>DODGE - Continued</b>   |   | <b>DODGE - Continued</b>                                       |   |      |
|                                      | <b>CORONET - Continued</b>   |   | <b>CORONET - Continued</b>                                     |   |      |
|                                      | <b>1970-1969</b>   |   | <b>1958 - Continued</b>  |   |      |
|                                      | <b>6-CYL. 225 ENG.; V-8 318 ENG.; V-8 383 ENG.; V-8 426 ENG.; V-8 440 ENG.</b>               |   | <b>6-CYL. 230 ENG.; V-8 325 ENG.; V-8 361 ENG. - Continued</b> |   |      |
|                                      |  | Pump Complete Rebuilding Kit; W/Chrysler P.S. Pump; ☆D.....                             | 8514   | Stg. Gear Complete Pitman Shaft Seal Kit.....   | 8765 |
|                                      |  | Pump Complete Rebuilding Kit; W/Saginaw P.S. Pump; ☆B.....                              | 7910   | Stg. Gear Lower Pitman Shaft Seal Kit.....  | 8516 |
|                                      |  | Pump Seal Kit; W/Chrysler P.S. Pump; ☆D.....  | 8507   | Control Valve Seal Kit.....   | 8518 |
|                                      |  | Pump Seal Kit; W/Saginaw P.S. Pump; ☆B.....   | 7918   |   |      |
|                                      |  | Pump Drive Shaft Seal Kit; W/Chrysler P.S. Pump; ☆D.....                                | 8708   |   |      |
|                                      |  | Pump Drive Shaft Seal Kit; W/Saginaw P.S. Pump; ☆B.....                                 | 8709   |   |      |
| <b>SYSTEM &amp; COMPONENT IDENT.</b> |  | Stg. Gear Complete Rebuilding Kit.....  |  |   |      |
|                                      |  | Stg. Gear Major Seal Kit.....   | 7895   |   |      |
|                                      |  | Stg. Gear Input Shaft Seal Kit.....   | 8553   |   |      |
|                                      |  | Stg. Gear Complete Pitman Shaft Seal Kit.....   | 8759   |   |      |
|                                      |  | Stg. Gear Lower Pitman Shaft Seal Kit.....  | 8517   |   |      |
|                                      |  | Control Valve Seal Kit.....   | 8518   |   |      |
|                                      |  |   |  |   |      |
|                                      |  |   |  |   |      |
|                                      |  |   |  |   |      |
|                                      |  |   |  |   |      |
| <b>PASS. CARS</b>                    | <b>1968-1967</b>   |   | <b>CUSTOM 880</b>  |   |      |
|                                      | <b>6-CYL. 225 ENG.; V-8 273 ENG.; V-8 318 ENG.; V-8 383 ENG.; V-8 426 ENG.; V-8 440 ENG.</b> |   | <b>1965</b>  |   |      |
|                                      |  | Pump Complete Rebuilding Kit; W/Chrysler P.S. Pump; ☆D.....                             | 7899   | <b>V-8 383 ENG.; V-8 413 ENG.; V-8 426 ENG.</b>   |      |
|                                      |  | Pump Complete Rebuilding Kit; W/Saginaw P.S. Pump; ☆B.....                              | 7910   | Pump Complete Rebuilding Kit; W/Chrysler P.S. Pump; W/Hex or Slotted End Shaft; ☆D..... | 7900 |
|                                      |  | Pump Seal Kit; W/Chrysler P.S. Pump; ☆D.....  | 7897   | Pump Complete Rebuilding Kit; W/Chrysler P.S. Pump; W/Plain End Shaft; ☆D.....          | 7899 |
|                                      |  | Pump Seal Kit; W/Saginaw P.S. Pump; ☆B.....   | 7918   | Pump Seal Kit; W/Chrysler P.S. Pump; W/Hex or Slotted End Shaft; ☆D.....                | 7898 |
|                                      |  | Pump Drive Shaft Seal Kit; W/Chrysler P.S. Pump; ☆D.....                                | 8710   | Pump Seal Kit; W/Chrysler P.S. Pump; W/Plain End Shaft; ☆D.....                         | 7897 |
|                                      |  | Pump Drive Shaft Seal Kit; W/Saginaw P.S. Pump; ☆B.....                                 | 8709   | Pump Drive Shaft Seal Kit; W/Chrysler P.S. Pump; W/Plain End Shaft; ☆D.....             | 8710 |
|                                      |  | Stg. Gear Complete Rebuilding Kit.....  | 8539   | Stg. Gear Complete Rebuilding Kit.....  | 8538 |
|                                      |  | Stg. Gear Major Seal Kit.....   | 7895   | Stg. Gear Major Seal Kit.....   | 8513 |
| <b>LIGHT TRUCKS</b>                  |  | Stg. Gear Input Shaft Seal Kit.....   | 8553   | Stg. Gear Input Shaft Seal Kit.....   | 8553 |
|                                      |  | Stg. Gear Complete Pitman Shaft Seal Kit.....   | 8759   | Stg. Gear Complete Pitman Shaft Seal Kit.....   | 8765 |
|                                      |  | Stg. Gear Lower Pitman Shaft Seal Kit.....  | 8517   | Stg. Gear Lower Pitman Shaft Seal Kit.....  | 8516 |
|                                      |  | Control Valve Seal Kit.....   | 8518   | Control Valve Seal Kit.....   | 8518 |
|                                      |  |   |  |   |      |
|                                      |  |   |  |   |      |
|                                      |  |   |  |   |      |
|                                      |  |   |  |   |      |
|                                      |  |   |  |   |      |
|                                      |  |   |  |   |      |
| <b>MEDIUM/HEAVY TRUCKS</b>           | <b>1966-1965</b>   |   | <b>1964</b>  |   |      |
|                                      | <b>6-CYL. 225 ENG.; V-8 273 ENG.; V-8 318 ENG.; V-8 361 ENG.; V-8 383 ENG.; V-8 426 ENG.</b> |   | <b>V-8 361 ENG.; V-8 383 ENG.; V-8 426 ENG.</b>                |   |      |
|                                      |  | Pump Complete Rebuilding Kit; W/Chrysler P.S. Pump; ☆D.....                             | 7899   | Pump Complete Rebuilding Kit; W/Chrysler P.S. Pump; W/Hex or Slotted End Shaft; ☆D..... | 7900 |
|                                      |  | Pump Complete Rebuilding Kit; W/Saginaw P.S. Pump; ☆B.....                              | 7910   | Pump Complete Rebuilding Kit; W/Chrysler P.S. Pump; W/Plain End Shaft; ☆D.....          | 7899 |
|                                      |  | Pump Seal Kit; W/Chrysler P.S. Pump; ☆D.....  | 7897   | Pump Seal Kit; W/Chrysler P.S. Pump; W/Hex or Slotted End Shaft; ☆D.....                | 7898 |
|                                      |  | Pump Seal Kit; W/Saginaw P.S. Pump; ☆B.....   | 7918   | Pump Seal Kit; W/Chrysler P.S. Pump; W/Plain End Shaft; ☆D.....                         | 7897 |
|                                      |  | Pump Drive Shaft Seal Kit; W/Chrysler P.S. Pump; ☆D.....                                | 8710   | Pump Drive Shaft Seal Kit; W/Chrysler P.S. Pump; W/Plain End Shaft; ☆D.....             | 8710 |
|                                      |  | Pump Drive Shaft Seal Kit; W/Saginaw P.S. Pump; ☆B.....                                 | 8709   | Stg. Gear Complete Rebuilding Kit.....  | 8538 |
|                                      |  | Stg. Gear Complete Rebuilding Kit.....  | 8539   | Stg. Gear Major Seal Kit.....   | 8513 |
|                                      |  | Stg. Gear Major Seal Kit.....   | 7895   | Stg. Gear Input Shaft Seal Kit.....   | 8553 |
| <b>BUSES</b>                         |  | Stg. Gear Input Shaft Seal Kit.....   | 8553   | Stg. Gear Complete Pitman Shaft Seal Kit.....   | 8765 |
|                                      |  | Stg. Gear Complete Pitman Shaft Seal Kit.....   | 8759   | Stg. Gear Lower Pitman Shaft Seal Kit.....  | 8516 |
|                                      |  | Stg. Gear Lower Pitman Shaft Seal Kit.....  | 8517   | Control Valve Seal Kit.....   | 8518 |
|                                      |  | Control Valve Seal Kit.....   | 8518   |   |      |
|                                      |  |   |  |   |      |
|                                      |  |   |  |   |      |
|                                      |  |   |  |   |      |
|                                      |  |   |  |   |      |
|                                      |  |   |  |   |      |
|                                      |  |   |  |   |      |
| <b>HOSE NUMERICAL</b>                | <b>1959</b>  |   | <b>1963</b>  |   |      |
|                                      | <b>6-CYL. 230 ENG.; V-8 326 ENG.; V-8 383 ENG.</b>   |   | <b>V-8 361 ENG.; V-8 383 ENG.; V-8 413 ENG.; V-8 426 ENG.</b>  |   |      |
|                                      |  | Pump Complete Rebuilding Kit; W/Chrysler P.S. Pump; W/Hex or Slotted End Shaft; ☆D..... | 7900   | Pump Complete Rebuilding Kit; W/Chrysler P.S. Pump; W/Hex or Slotted End Shaft; ☆D..... | 7900 |
|                                      |  | Pump Complete Rebuilding Kit; W/Chrysler P.S. Pump; W/Plain End Shaft; ☆D.....          | 7899   | Pump Complete Rebuilding Kit; W/Chrysler P.S. Pump; W/Plain End Shaft; ☆D.....          | 7899 |
|                                      |  | Pump Seal Kit; W/Chrysler P.S. Pump; W/Hex or Slotted End Shaft; ☆D.....                | 7898   | Pump Seal Kit; W/Chrysler P.S. Pump; W/Hex or Slotted End Shaft; ☆D.....                | 7898 |
|                                      |  | Pump Seal Kit; W/Chrysler P.S. Pump; W/Plain End Shaft; ☆D.....                         | 7897   | Pump Seal Kit; W/Chrysler P.S. Pump; W/Plain End Shaft; ☆D.....                         | 7897 |
|                                      |  | Pump Drive Shaft Seal Kit; W/Chrysler P.S. Pump; W/Plain End Shaft; ☆D.....             | 8710   | Pump Drive Shaft Seal Kit; W/Chrysler P.S. Pump; W/Plain End Shaft; ☆D.....             | 8710 |
|                                      |  | Stg. Gear Complete Rebuilding Kit.....  | 8538   | Stg. Gear Complete Rebuilding Kit.....  | 8538 |
|                                      |  | Stg. Gear Major Seal Kit.....   | 8513   | Stg. Gear Major Seal Kit.....   | 8513 |
|                                      |  | Stg. Gear Input Shaft Seal Kit.....   | 8553   | Stg. Gear Input Shaft Seal Kit.....   | 8553 |
| <b>REPAIR KITS</b>                   |  | Stg. Gear Complete Pitman Shaft Seal Kit.....   | 8765   | Stg. Gear Complete Pitman Shaft Seal Kit.....   | 8765 |
|                                      |  | Stg. Gear Lower Pitman Shaft Seal Kit.....  | 8516   | Stg. Gear Lower Pitman Shaft Seal Kit.....  | 8516 |
|                                      |  | Control Valve Seal Kit.....   | 8518   | Control Valve Seal Kit.....   | 8518 |
|                                      |  |   |  |   |      |
|                                      |  |   |  |   |      |
|                                      |  |   |  |   |      |
|                                      |  |   |  |   |      |
|                                      |  |   |  |   |      |
|                                      |  |   |  |   |      |
|                                      |  |   |  |   |      |
| <b>KIT NUMERICAL</b>                 | <b>1958</b>  |   | <b>1962</b>  |   |      |
|                                      | <b>6-CYL. 230 ENG.; V-8 325 ENG.; V-8 361 ENG.</b>   |   | <b>V-8 361 ENG.</b>  |   |      |
|                                      |  | Pump Complete Rebuilding Kit; W/Chrysler P.S. Pump; W/Hex or Slotted End Shaft; ☆D..... | 7900   | Pump Complete Rebuilding Kit; W/Chrysler P.S. Pump; W/Hex or Slotted End Shaft; ☆D..... | 7900 |
|                                      |  | Pump Complete Rebuilding Kit; W/Chrysler P.S. Pump; W/Plain End Shaft; ☆D.....          | 7899   | Pump Complete Rebuilding Kit; W/Chrysler P.S. Pump; W/Plain End Shaft; ☆D.....          | 7899 |
|                                      |  | Pump Seal Kit; W/Chrysler P.S. Pump; W/Hex or Slotted End Shaft; ☆D.....                | 7898   | Pump Seal Kit; W/Chrysler P.S. Pump; W/Hex or Slotted End Shaft; ☆D.....                | 7898 |
|                                      |  | Pump Seal Kit; W/Chrysler P.S. Pump; W/Plain End Shaft; ☆D.....                         | 7897   | Pump Seal Kit; W/Chrysler P.S. Pump; W/Plain End Shaft; ☆D.....                         | 7897 |
|                                      |  | Pump Drive Shaft Seal Kit; W/Chrysler P.S. Pump; W/Plain End Shaft; ☆D.....             | 8710   | Pump Drive Shaft Seal Kit; W/Chrysler P.S. Pump; W/Plain End Shaft; ☆D.....             | 8710 |
|                                      |  | Stg. Gear Complete Rebuilding Kit.....  | 8538   | Stg. Gear Complete Rebuilding Kit.....  | 8539 |
|                                      |  | Stg. Gear Major Seal Kit.....   | 8513   | Stg. Gear Major Seal Kit.....   | 7895 |
|                                      |  | Stg. Gear Input Shaft Seal Kit.....   | 8553   | Stg. Gear Input Shaft Seal Kit.....   | 8553 |
| <b>ILLUSTRATIONS</b>                 |  | Stg. Gear Complete Pitman Shaft Seal Kit.....   | 8765   | Stg. Gear Complete Pitman Shaft Seal Kit.....   | 8759 |
|                                      |  | Stg. Gear Lower Pitman Shaft Seal Kit.....  | 8516   | Stg. Gear Lower Pitman Shaft Seal Kit.....  | 8517 |
|                                      |  | Control Valve Seal Kit.....   | 8518   | Control Valve Seal Kit.....   | 8518 |
|                                      |  |   |  |   |      |
|                                      |  |   |  |   |      |
|                                      |  |   |  |   |      |
|                                      |  |   |  |   |      |
|                                      |  |   |  |   |      |
|                                      |  |   |  |   |      |
|                                      |  |   |  |   |      |

☆ See Pages A14 - A15 For Pump or Gear Identification.

⊗ Packaged one bushing per box, order as required.

# Power Steering Repair Kits for Passenger Cars and Light Trucks

| Application   | Kit No. | Application  | Kit No. |
|---|---------|--|---------|
| <b>DODGE - Continued</b>  |         | <b>DODGE - Continued</b>   |         |
| <b>D50 PICKUP</b>   |         | <b>D &amp; W SERIES PICKUP - Continued</b>   |         |
| <b>1980</b>   |         | <b>1978</b>  |         |
| <b>4-CYL. 2.0 L ENG.; 4-CYL. 2.6 L ENG.</b>                                     |         | <b>6-CYL. 225 ENG.; 6-CYL. 243 DIESEL ENG.; V-8 318 ENG.; V-8 360 ENG.; V-8 400 ENG.; V-8 440 ENG.</b> |         |
| Pump Complete Rebuilding Kit.....   | 8630    | Pump Complete Rebuilding Kit.....  | 7910    |
| Pump Seal Kit.....  | 8631    | Pump Seal Kit.....   | 7918    |
| Pump Drive Shaft Seal Kit.....  | 8709    | Pump Drive Shaft Seal Kit.....   | 8709    |
| <b>1979</b>   |         | Stg. Gear Complete Rebuilding Kit.....   |         |
| <b>4-CYL. 122 ENG.; 4-CYL. 156 ENG.</b>   |         | Stg. Gear Major Seal Kit.....  |         |
| Pump Complete Rebuilding Kit; Dec. 1 & Newer.....                               | 8630    | Stg. Gear Major Seal Kit.....  |         |
| Pump Seal Kit; Dec. 1 & Newer.....  | 8631    | Stg. Gear Input Shaft Seal Kit.....  |         |
| Pump Seal Kit; Nov. 30 & Older.....   | 8599    | Stg. Gear Complete Pitman Shaft Seal Kit.....  |         |
| Pump Drive Shaft Seal Kit; Dec. 1 & Newer.....                                  | 8709    | Stg. Gear Lower Pitman Shaft Seal Kit.....   |         |
| <b>D &amp; W SERIES PICKUP</b>  |         | <b>1977-1973</b>   |         |
| <b>1993-1989</b>  |         | <b>6-CYL. 225 ENG.; V-8 318 ENG.; V-8 360 ENG.; V-8 400 ENG.; V-8 440 ENG.</b>                         |         |
| <b>6-CYL. 5.9 L DIESEL ENG.; V-6 3.9 L ENG.; V-8 5.2 L ENG.; V-8 5.9 L ENG.</b> |         | Pump Complete Rebuilding Kit.....  |         |
| Pump Complete Rebuilding Kit.....   | 7910    | Pump Seal Kit.....   |         |
| Pump Seal Kit.....  | 7918    | Pump Drive Shaft Seal Kit.....   |         |
| Pump Drive Shaft Seal Kit.....  | 8709    | Stg. Gear Complete Rebuilding Kit.....   |         |
| Stg. Gear Complete Rebuilding Kit.....  | 8524    | Stg. Gear Major Seal Kit.....  |         |
| Stg. Gear Major Seal Kit.....   | 8523    | Stg. Gear Input Shaft Seal Kit.....  |         |
| Stg. Gear Input Shaft Seal Kit.....   | 8525    | Stg. Gear Complete Pitman Shaft Seal Kit.....  |         |
| Stg. Gear Complete Pitman Shaft Seal Kit.....                                   | 8766    | Stg. Gear Lower Pitman Shaft Seal Kit.....   |         |
| Stg. Gear Lower Pitman Shaft Seal Kit.....                                      | 7856    | <b>1972</b>  |         |
| <b>1988</b>   |         | <b>6-CYL. 225 ENG.; V-8 318 ENG.; V-8 360 ENG.; V-8 400 ENG.</b>                                       |         |
| <b>V-6 3.9 L ENG.; V-8 5.2 L ENG.; V-8 5.9 L ENG.</b>                           |         | Pump Complete Rebuilding Kit.....  |         |
| Pump Complete Rebuilding Kit.....   | 7910    | Pump Seal Kit.....   |         |
| Pump Seal Kit.....  | 7918    | Pump Drive Shaft Seal Kit.....   |         |
| Pump Drive Shaft Seal Kit.....  | 8709    | Stg. Gear Complete Rebuilding Kit.....   |         |
| Stg. Gear Complete Rebuilding Kit.....  | 8524    | Stg. Gear Major Seal Kit.....  |         |
| Stg. Gear Major Seal Kit.....   | 8523    | Stg. Gear Input Shaft Seal Kit.....  |         |
| Stg. Gear Input Shaft Seal Kit.....   | 8525    | Stg. Gear Complete Pitman Shaft Seal Kit.....  |         |
| Stg. Gear Complete Pitman Shaft Seal Kit.....                                   | 8766    | Stg. Gear Lower Pitman Shaft Seal Kit.....   |         |
| Stg. Gear Lower Pitman Shaft Seal Kit.....                                      | 7856    | <b>1971</b>  |         |
| <b>1987-1981</b>  |         | <b>6-CYL. 198 ENG.; 6-CYL. 225 ENG.; V-8 318 ENG.; V-8 360 ENG.</b>                                    |         |
| <b>6-CYL. 3.7 L ENG.; V-8 5.2 L ENG.; V-8 5.9 L ENG.</b>                        |         | Pump Complete Rebuilding Kit.....  |         |
| Pump Complete Rebuilding Kit.....   | 7910    | Pump Seal Kit.....   |         |
| Pump Seal Kit.....  | 7918    | Pump Drive Shaft Seal Kit.....   |         |
| Pump Drive Shaft Seal Kit.....  | 8709    | Pump Drive Shaft Seal Kit.....   |         |
| Stg. Gear Complete Rebuilding Kit.....  | 8524    | <b>V-8 383 ENG.</b>  |         |
| Stg. Gear Major Seal Kit.....   | 8523    | Pump Complete Rebuilding Kit.....  |         |
| Stg. Gear Input Shaft Seal Kit.....   | 8525    | Pump Seal Kit.....   |         |
| Stg. Gear Complete Pitman Shaft Seal Kit.....                                   | 8766    | Pump Drive Shaft Seal Kit.....   |         |
| Stg. Gear Lower Pitman Shaft Seal Kit.....                                      | 7856    | <b>1970</b>  |         |
| <b>1980</b>   |         | <b>6-CYL. 198 ENG.; 6-CYL. 225 ENG.; V-8 318 ENG.</b>  |         |
| <b>6-CYL. 3.7 L ENG.; V-8 5.2 L ENG.; V-8 5.9 L ENG.</b>                        |         | Pump Complete Rebuilding Kit.....  |         |
| Pump Complete Rebuilding Kit.....   | 7910    | Pump Seal Kit.....   |         |
| Pump Seal Kit.....  | 7918    | Pump Drive Shaft Seal Kit.....   |         |
| Pump Drive Shaft Seal Kit.....  | 8709    | Pump Drive Shaft Seal Kit.....   |         |
| Stg. Gear Complete Rebuilding Kit; 1st Design.....                              | 7857    | <b>V-8 383 ENG.</b>  |         |
| Stg. Gear Complete Rebuilding Kit; 2nd Design.....                              | 8524    | Pump Complete Rebuilding Kit.....  |         |
| Stg. Gear Major Seal Kit; 1st Design.....                                       | 7859    | Pump Seal Kit.....   |         |
| Stg. Gear Major Seal Kit; 2nd Design.....                                       | 8523    | Pump Drive Shaft Seal Kit.....   |         |
| Stg. Gear Input Shaft Seal Kit; 1st Design.....                                 | 7095    | <b>1969</b>  |         |
| Stg. Gear Input Shaft Seal Kit; 2nd Design.....                                 | 8525    | <b>6-CYL. 225 ENG.; V-8 318 ENG.</b>   |         |
| Stg. Gear Complete Pitman Shaft Seal Kit.....                                   | 8766    | Pump Complete Rebuilding Kit.....  |         |
| Stg. Gear Lower Pitman Shaft Seal Kit.....                                      | 7856    | Pump Seal Kit.....   |         |
| <b>1979</b>   |         | Pump Drive Shaft Seal Kit.....   |         |
| <b>6-CYL. 225 ENG.; 6-CYL. 243 DIESEL ENG.; V-8 318 ENG.; V-8 360 ENG.</b>      |         | <b>V-8 383 ENG.</b>  |         |
| Pump Complete Rebuilding Kit.....   | 7910    | Pump Complete Rebuilding Kit.....  |         |
| Pump Seal Kit.....  | 7918    | Pump Seal Kit.....   |         |
| Pump Drive Shaft Seal Kit.....  | 8709    | Pump Drive Shaft Seal Kit.....   |         |
| Stg. Gear Complete Rebuilding Kit; 1st Design.....                              | 7857    | <b>1968</b>  |         |
| Stg. Gear Complete Rebuilding Kit; 2nd Design.....                              | 8524    | <b>6-CYL. 225 ENG.; 6-CYL. 251 ENG.</b>  |         |
| Stg. Gear Major Seal Kit; 1st Design.....                                       | 7859    | Pump Complete Rebuilding Kit.....  |         |
| Stg. Gear Major Seal Kit; 2nd Design.....                                       | 8523    | Pump Seal Kit.....   |         |
| Stg. Gear Input Shaft Seal Kit; 1st Design.....                                 | 7095    | Pump Drive Shaft Seal Kit.....   |         |
| Stg. Gear Input Shaft Seal Kit; 2nd Design.....                                 | 8525    | <b>V-8 318 ENG.; V-8 383 ENG.</b>  |         |
| Stg. Gear Complete Pitman Shaft Seal Kit.....                                   | 8766    | Pump Complete Rebuilding Kit.....  |         |
| Stg. Gear Lower Pitman Shaft Seal Kit.....                                      | 7856    | Pump Seal Kit.....   |         |
| <b>1979</b>   |         | Pump Drive Shaft Seal Kit.....   |         |
| <b>6-CYL. 225 ENG.; 6-CYL. 243 DIESEL ENG.; V-8 318 ENG.; V-8 360 ENG.</b>      |         | <b>1967</b>  |         |
| Pump Complete Rebuilding Kit.....   | 7910    | <b>6-CYL. 170 ENG.; 6-CYL. 225 ENG.; 6-CYL. 251 ENG.</b>   |         |
| Pump Seal Kit.....  | 7918    | Pump Complete Rebuilding Kit.....  |         |
| Pump Drive Shaft Seal Kit.....  | 8709    |  |         |
| Stg. Gear Complete Rebuilding Kit; 1st Design.....                              | 7857    |  |         |
| Stg. Gear Complete Rebuilding Kit; 2nd Design.....                              | 8524    |  |         |
| Stg. Gear Major Seal Kit; 1st Design.....                                       | 7859    |  |         |
| Stg. Gear Major Seal Kit; 2nd Design.....                                       | 8523    |  |         |
| Stg. Gear Input Shaft Seal Kit; 1st Design.....                                 | 7095    |  |         |
| Stg. Gear Input Shaft Seal Kit; 2nd Design.....                                 | 8525    |  |         |
| Stg. Gear Complete Pitman Shaft Seal Kit.....                                   | 8766    |  |         |
| Stg. Gear Lower Pitman Shaft Seal Kit.....                                      | 7856    |  |         |

**SYSTEM PUMP & GEAR IDENT.**

**SYSTEM & COMPONENT IDENT.**

**PASS. CARS**

**LIGHT TRUCKS**

**MEDIUM/HEAVY TRUCKS**

**BUSES**

**HOSE NUMERICAL**

**REPAIR KITS**

**KIT NUMERICAL**

**ILLUSTRATIONS**

☆ See Pages A14 - A15 For Pump or Gear Identification.

⊗ Packaged one bushing per box, order as required.



# Power Steering Repair Kits for Passenger Cars and Light Trucks

|                                      | Application  | Kit No.  | Application   | Kit No.   |      |
|--------------------------------------|--|--|---|---|------|
| <b>SYSTEM PUMP &amp; GEAR IDENT.</b> | <b>DODGE - Continued</b>   |  | <b>DODGE - Continued</b>  |   |      |
|                                      | <b>D &amp; W SERIES PICKUP - Continued</b>                             |  | <b>DAKOTA - Continued</b>   |   |      |
|                                      | <b>1967 - Continued</b>  |  | <b>1991 - Continued</b>   |   |      |
|                                      | <b>6-CYL. 170 ENG.; 6-CYL. 225 ENG.; 6-CYL. 251 ENG.</b>               |  | <b>V-8 5.2 L ENG. - Continued</b>                                   |   |      |
|                                      |  | - Continued  |   |   |      |
|                                      |  | Pump Seal Kit.....                                       | 8507  | Stg. Gear Input Shaft Seal Kit; W/4WD .....                 | 8525 |
|                                      |  | Pump Drive Shaft Seal Kit.....                           | 8708  | Stg. Gear Complete Pitman Shaft Seal Kit; W/4WD .....       | 8766 |
|                                      | <b>SYSTEM &amp; COMPONENT IDENT.</b>                                   | <b>V-8 318 ENG.; V-8 383 ENG.</b>                        |   | Stg. Gear Lower Pitman Shaft Seal Kit; W/4WD .....          | 7856 |
|                                      |  | Pump Complete Rebuilding Kit.....                        | 7910  | Rack & Pinion Seal Kit; W/2WD; W/Plastic Rack Bulkhead..... | 8610 |
|                                      |  | Pump Seal Kit.....                                       | 7918  | Rack & Pinion Lower Pinion Bearing Kit; W/2WD .....         | 8579 |
|                                      |  | Pump Drive Shaft Seal Kit.....                           | 8709  |   |      |
|                                      |  |  |   |   |      |
|                                      | <b>PASS. CARS</b>  | <b>1966</b>  |   | <b>1990-1989</b>  |      |
|                                      |  | <b>6-CYL. 170 ENG.; 6-CYL. 225 ENG.; 6-CYL. 251 ENG.</b> |   | <b>4-CYL. 2.5 L ENG.; V-6 3.9 L ENG.; V-8 5.2 L ENG.</b>    |      |
|                                      |  | Pump Complete Rebuilding Kit.....                        | 8514  | Pump Complete Rebuilding Kit.....                           | 7910 |
| Pump Seal Kit.....                   |  | 8507   | Pump Seal Kit.....  | 7918  |      |
| Pump Drive Shaft Seal Kit.....       |  | 8708   | Pump Drive Shaft Seal Kit.....                                      | 8709  |      |
| <b>LIGHT TRUCKS</b>                  | <b>V-8 318 ENG.</b>  |  | Stg. Gear Complete Rebuilding Kit; W/4WD .....                      | 8524  |      |
|                                      | Pump Complete Rebuilding Kit.....                                      | 7910   | Stg. Gear Major Seal Kit; W/4WD .....                               | 8523  |      |
|                                      | Pump Seal Kit.....   | 7918   | Stg. Gear Input Shaft Seal Kit; W/4WD .....                         | 8525  |      |
|                                      | Pump Drive Shaft Seal Kit.....   | 8709   | Stg. Gear Complete Pitman Shaft Seal Kit; W/4WD .....               | 8766  |      |
|                                      |  |  | Stg. Gear Lower Pitman Shaft Seal Kit; W/4WD .....                  | 7856  |      |
| <b>MEDIUM/HEAVY TRUCKS</b>           | <b>1965-1964</b>   |  | Rack & Pinion Seal Kit; W/2WD; W/Plastic Rack Bulkhead.....         | 8610  |      |
|                                      | <b>6-CYL. 170 ENG.; 6-CYL. 225 ENG.; 6-CYL. 251 ENG.</b>               |  | Rack & Pinion Lower Pinion Bearing Kit; W/2WD .....                 | 8579  |      |
|                                      | Pump Complete Rebuilding Kit.....                                      | 8514   |   |   |      |
|                                      | Pump Seal Kit.....   | 8507   | <b>1988-1987</b>  |   |      |
|                                      | Pump Drive Shaft Seal Kit.....   | 8708   | <b>4-CYL. 2.2 L ENG.; V-6 3.9 L ENG.</b>                            |   |      |
| <b>BUSES</b>                         | <b>V-8 318 ENG.</b>  |  | Pump Complete Rebuilding Kit.....                                   | 7910  |      |
|                                      | Pump Complete Rebuilding Kit.....                                      | 7910   | Pump Seal Kit.....  | 7918  |      |
|                                      | Pump Seal Kit.....   | 7918   | Pump Drive Shaft Seal Kit.....                                      | 8709  |      |
|                                      | Pump Drive Shaft Seal Kit.....   | 8709   | Stg. Gear Complete Rebuilding Kit; W/4WD .....                      | 8524  |      |
|                                      |  |  | Stg. Gear Major Seal Kit; W/4WD .....                               | 8523  |      |
| <b>REPAIR KITS</b>                   | <b>1962-1961</b>   |  | Stg. Gear Input Shaft Seal Kit; W/4WD .....                         | 8525  |      |
|                                      | <b>6-CYL. 170 ENG.; 6-CYL. 225 ENG.; 6-CYL. 251 ENG.; V-8 318 ENG.</b> |  | Stg. Gear Complete Pitman Shaft Seal Kit; W/4WD .....               | 8766  |      |
|                                      | Pump Complete Rebuilding Kit.....                                      | 7900   | Stg. Gear Lower Pitman Shaft Seal Kit; W/4WD .....                  | 7856  |      |
|                                      | Pump Seal Kit.....   | 7898   | Rack & Pinion Seal Kit; W/2WD; W/Plastic Rack Bulkhead.....         | 8610  |      |
|                                      |  |  | Rack & Pinion Lower Pinion Bearing Kit; W/2WD .....                 | 8579  |      |
| <b>HOSE NUMERICAL</b>                | <b>DAKOTA</b>  |  | <b>1974</b>   |   |      |
|                                      | <b>1995-1992</b>   |  | <b>6-CYL. 198 ENG.; 6-CYL. 225 ENG.; V-8 318 ENG.; V-8 360 ENG.</b> |   |      |
|                                      | <b>4-CYL. 2.5 L ENG.; V-6 3.9 L ENG.; V-8 5.2 L ENG.</b>               |  | Pump Complete Rebuilding Kit; W/Chrysler P.S. Pump; ☆D.....         | 8514  |      |
|                                      | Pump Complete Rebuilding Kit.....                                      | 7910   | Pump Complete Rebuilding Kit; W/Saginaw P.S. Pump; ☆B .....         | 7910  |      |
|                                      | Pump Seal Kit.....   | 7918   | Pump Seal Kit; W/Chrysler P.S. Pump; ☆D .....                       | 8507  |      |
| <b>KIT NUMERICAL</b>                 | Pump Drive Shaft Seal Kit.....   | 8709   | Pump Seal Kit; W/Saginaw P.S. Pump; ☆B .....                        | 7918  |      |
|                                      | Stg. Gear Complete Rebuilding Kit; W/4WD .....                         | 8524   | Pump Drive Shaft Seal Kit; W/Chrysler P.S. Pump; ☆D.....            | 8708  |      |
|                                      | Stg. Gear Major Seal Kit; W/4WD .....                                  | 8523   | Pump Drive Shaft Seal Kit; W/Saginaw P.S. Pump; ☆B .....            | 8709  |      |
|                                      | Stg. Gear Input Shaft Seal Kit; W/4WD .....                            | 8525   | Stg. Gear Complete Rebuilding Kit.....                              | 8538  |      |
|                                      | Stg. Gear Complete Pitman Shaft Seal Kit; W/4WD .....                  | 8766   | Stg. Gear Major Seal Kit.....                                       | 8513  |      |
| <b>ILLUSTRATIONS</b>                 | Stg. Gear Lower Pitman Shaft Seal Kit; W/4WD .....                     | 7856   | Stg. Gear Input Shaft Seal Kit.....                                 | 8553  |      |
|                                      | Rack & Pinion Seal Kit; W/2WD; W/Plastic Rack Bulkhead.....            | 8610   | Stg. Gear Complete Pitman Shaft Seal Kit.....                       | 8765  |      |
|                                      | Rack & Pinion Lower Pinion Bearing Kit; W/2WD .....                    | 8579   | Stg. Gear Lower Pitman Shaft Seal Kit.....                          | 8516  |      |
|                                      |  |  | Control Valve Seal Kit.....   | 8518  |      |
|                                      |  |  |   |   |      |

☆ See Pages A14 - A15 For Pump or Gear Identification.

⊛ Packaged one bushing per box, order as required.

# Power Steering Repair Kits for Passenger Cars and Light Trucks

| Application   | Kit No. | Application  | Kit No. |
|---|---------|--|---------|
| <b>DODGE - Continued</b>  |         | <b>DODGE - Continued</b>   |         |
| <b>DART - Continued</b>   |         | <b>DART - Continued</b>  |         |
| <b>1973 - Continued</b>   |         | <b>1962 - Continued</b>  |         |
| <b>6-CYL. 198 ENG.; 6-CYL. 225 ENG.; V-8 318 ENG.; V-8 340 ENG. - Continued</b>                 |         | <b>6-CYL. 225 ENG.; V-8 318 ENG.; V-8 361 ENG.; V-8 413 ENG. - Continued</b> |         |
| Control Valve Seal Kit .....  | 8518    | Stg. Gear Major Seal Kit .....   | 7895    |
| <b>1972-1970</b>  |         | Stg. Gear Input Shaft Seal Kit .....   | 8553    |
| <b>6-CYL. 198 ENG.; 6-CYL. 225 ENG.; V-8 318 ENG.; V-8 340 ENG.</b>                             |         | Stg. Gear Complete Pitman Shaft Seal Kit .....                               | 8759    |
| Pump Complete Rebuilding Kit; W/Chrysler P.S. Pump; ☆D .....                                    | 8514    | Stg. Gear Lower Pitman Shaft Seal Kit .....                                  | 8517    |
| Pump Complete Rebuilding Kit; W/Saginaw P.S. Pump; ☆B .....                                     | 7910    | Control Valve Seal Kit .....   | 8518    |
| Pump Seal Kit; W/Chrysler P.S. Pump; ☆D .....   | 8507    | <b>DAYTONA</b>   |         |
| Pump Seal Kit; W/Saginaw P.S. Pump; ☆B .....  | 7918    | <b>1993-1992</b>   |         |
| Pump Drive Shaft Seal Kit; W/Chrysler P.S. Pump; ☆D .....                                       | 8708    | <b>4-CYL. 2.2 L ENG.; 4-CYL. 2.5 L ENG.; V-6 3.0 L ENG.</b>                  |         |
| Pump Drive Shaft Seal Kit; W/Saginaw P.S. Pump; ☆B .....  | 8709    | Pump Complete Rebuilding Kit .....   | 7910    |
| Stg. Gear Complete Rebuilding Kit .....   | 8539    | Pump Seal Kit .....  | 7918    |
| Stg. Gear Major Seal Kit .....  | 7895    | Pump Drive Shaft Seal Kit .....  | 8709    |
| Stg. Gear Input Shaft Seal Kit .....  | 8553    | Rack & Pinion Seal Kit; W/Plastic Rack Bulkhead .....                        | 8610    |
| Stg. Gear Complete Pitman Shaft Seal Kit .....  | 8759    | Rack & Pinion Lower Pinion Bearing Kit .....                                 | 8579    |
| Stg. Gear Lower Pitman Shaft Seal Kit .....   | 8517    | <b>1991</b>  |         |
| Control Valve Seal Kit .....  | 8518    | <b>4-CYL. 2.5 L ENG.; V-6 3.0 L ENG.</b>                                     |         |
| <b>1969</b>   |         | Pump Complete Rebuilding Kit .....   | 7910    |
| <b>6-CYL. 170 ENG.; 6-CYL. 225 ENG.; V-8 273 ENG.; V-8 318 ENG.; V-8 340 ENG.; V-8 383 ENG.</b> |         | Pump Seal Kit .....  | 7918    |
| Pump Complete Rebuilding Kit; W/Chrysler P.S. Pump; ☆D .....                                    | 8514    | Pump Drive Shaft Seal Kit .....  | 8709    |
| Pump Complete Rebuilding Kit; W/Saginaw P.S. Pump; ☆B .....                                     | 7910    | Rack & Pinion Seal Kit; W/Plastic Rack Bulkhead .....                        | 8610    |
| Pump Seal Kit; W/Chrysler P.S. Pump; ☆D .....   | 8507    | Rack & Pinion Lower Pinion Bearing Kit .....                                 | 8579    |
| Pump Seal Kit; W/Saginaw P.S. Pump; ☆B .....  | 7918    | <b>1990</b>  |         |
| Pump Drive Shaft Seal Kit; W/Chrysler P.S. Pump; ☆D .....                                       | 8708    | <b>4-CYL. 2.2 L ENG.; 4-CYL. 2.5 L ENG.; V-6 3.0 L ENG.</b>                  |         |
| Pump Drive Shaft Seal Kit; W/Saginaw P.S. Pump; ☆B .....  | 8709    | Pump Complete Rebuilding Kit .....   | 7910    |
| Stg. Gear Complete Rebuilding Kit .....   | 8539    | Pump Seal Kit .....  | 7918    |
| Stg. Gear Major Seal Kit .....  | 7895    | Pump Drive Shaft Seal Kit .....  | 8709    |
| Stg. Gear Input Shaft Seal Kit .....  | 8553    | Rack & Pinion Seal Kit; W/Plastic Rack Bulkhead .....                        | 8610    |
| Stg. Gear Complete Pitman Shaft Seal Kit .....  | 8759    | Rack & Pinion Lower Pinion Bearing Kit .....                                 | 8579    |
| Stg. Gear Lower Pitman Shaft Seal Kit .....   | 8517    | <b>1989-1988</b>   |         |
| Control Valve Seal Kit .....  | 8518    | <b>4-CYL. 2.2 L ENG.; 4-CYL. 2.5 L ENG.</b>                                  |         |
| <b>1968</b>   |         | Pump Complete Rebuilding Kit; W/Saginaw P.S. Pump; ☆B .....                  | 7910    |
| <b>6-CYL. 170 ENG.; 6-CYL. 225 ENG.; V-8 273 ENG.; V-8 318 ENG.; V-8 340 ENG.; V-8 383 ENG.</b> |         | Pump Seal Kit; W/Saginaw P.S. Pump; ☆B .....                                 | 7918    |
| Pump Complete Rebuilding Kit .....  | 7899    | Pump Seal Kit; W/ZF P.S. Pump .....  | 8632    |
| Pump Seal Kit .....   | 7897    | Pump Drive Shaft Seal Kit; W/Saginaw P.S. Pump; ☆B .....                     | 8709    |
| Pump Drive Shaft Seal Kit .....   | 8710    | Rack & Pinion Seal Kit; W/Plastic Rack Bulkhead .....                        | 8610    |
| Stg. Gear Complete Rebuilding Kit .....   | 8539    | Rack & Pinion Lower Pinion Bearing Kit .....                                 | 8579    |
| Stg. Gear Major Seal Kit .....  | 7895    | <b>1987</b>  |         |
| Stg. Gear Input Shaft Seal Kit .....  | 8553    | <b>4-CYL. 2.2 L ENG.; 4-CYL. 2.5 L ENG.</b>                                  |         |
| Stg. Gear Complete Pitman Shaft Seal Kit .....  | 8759    | Pump Complete Rebuilding Kit .....   | 7910    |
| Stg. Gear Lower Pitman Shaft Seal Kit .....   | 8517    | Pump Seal Kit .....  | 7918    |
| Control Valve Seal Kit .....  | 8518    | Pump Drive Shaft Seal Kit .....  | 8709    |
| <b>1967-1964</b>  |         | Rack & Pinion Seal Kit; W/Plastic Rack Bulkhead .....                        | 8610    |
| <b>6-CYL. 170 ENG.; 6-CYL. 225 ENG.; V-8 273 ENG.</b>   |         | Rack & Pinion Lower Pinion Bearing Kit .....                                 | 8579    |
| Pump Complete Rebuilding Kit .....  | 7899    | <b>1986</b>  |         |
| Pump Seal Kit .....   | 7897    | <b>4-CYL. 2.2 L ENG.; 4-CYL. 2.5 L ENG.</b>                                  |         |
| Pump Drive Shaft Seal Kit .....   | 8710    | Pump Complete Rebuilding Kit .....   | 7910    |
| Stg. Gear Complete Rebuilding Kit .....   | 8539    | Pump Seal Kit .....  | 7918    |
| Stg. Gear Major Seal Kit .....  | 7895    | Pump Drive Shaft Seal Kit .....  | 8709    |
| Stg. Gear Input Shaft Seal Kit .....  | 8553    | Rack & Pinion Seal Kit .....   | 8576    |
| Stg. Gear Complete Pitman Shaft Seal Kit .....  | 8759    | Rack & Pinion Upper Pinion Bearing Kit .....                                 | 8571    |
| Stg. Gear Lower Pitman Shaft Seal Kit .....   | 8517    | Rack & Pinion Lower Pinion Bearing Kit .....                                 | 8572    |
| Control Valve Seal Kit .....  | 8518    | <b>1985-1984</b>   |         |
| <b>1963</b>   |         | <b>4-CYL. 2.2 L ENG.</b>   |         |
| <b>6-CYL. 170 ENG.; 6-CYL. 225 ENG.</b>   |         | Pump Complete Rebuilding Kit .....   | 7910    |
| Pump Complete Rebuilding Kit .....  | 7899    | Pump Seal Kit .....  | 7918    |
| Pump Seal Kit .....   | 7897    | Pump Drive Shaft Seal Kit .....  | 8709    |
| Pump Drive Shaft Seal Kit .....   | 8710    | Rack & Pinion Seal Kit .....   | 8576    |
| Stg. Gear Complete Rebuilding Kit .....   | 8539    | Rack & Pinion Upper Pinion Bearing Kit .....                                 | 8571    |
| Stg. Gear Major Seal Kit .....  | 7895    | Rack & Pinion Lower Pinion Bearing Kit .....                                 | 8572    |
| Stg. Gear Input Shaft Seal Kit .....  | 8553    | <b>DIPLOMAT</b>  |         |
| Stg. Gear Complete Pitman Shaft Seal Kit .....  | 8759    | <b>1989-1984</b>   |         |
| Stg. Gear Lower Pitman Shaft Seal Kit .....   | 8517    | <b>V-8 5.2 L ENG.</b>  |         |
| Control Valve Seal Kit .....  | 8518    | Pump Complete Rebuilding Kit .....   | 7910    |
| <b>1962</b>   |         | Pump Seal Kit .....  | 7918    |
| <b>6-CYL. 225 ENG.; V-8 318 ENG.; V-8 361 ENG.; V-8 413 ENG.</b>                                |         | Pump Drive Shaft Seal Kit .....  | 8709    |
| Pump Complete Rebuilding Kit .....  | 7899    | Stg. Gear Complete Rebuilding Kit .....                                      | 8538    |
| Pump Seal Kit .....   | 7897    | Stg. Gear Major Seal Kit .....   | 8513    |
| Pump Drive Shaft Seal Kit .....   | 8710    | Stg. Gear Input Shaft Seal Kit .....   | 8553    |
| Stg. Gear Complete Rebuilding Kit .....   | 8539    | Stg. Gear Complete Pitman Shaft Seal Kit .....                               | 8765    |

**SYSTEM  
PUMP &  
GEAR  
IDENT.**

**SYSTEM &  
COM-  
PONENT  
IDENT.**

**PASS.  
CARS**

**LIGHT  
TRUCKS**

**MEDIUM/  
HEAVY  
TRUCKS**

**BUSES**

**HOSE  
NUMER-  
ICAL**

**REPAIR  
KITS**

**KIT  
NUMER-  
ICAL**

**ILLUSTRATIONS**

☆ See Pages A14 - A15 For Pump or Gear Identification.

⊙ Packaged one bushing per box, order as required.

# Power Steering Repair Kits for Passenger Cars and Light Trucks

|                                      | Application  | Kit No.   | Application   | Kit No.   |      |
|--------------------------------------|--|---|---|---|------|
| <b>SYSTEM PUMP &amp; GEAR IDENT.</b> | <b>DODGE - Continued</b>                           |   | <b>DODGE - Continued</b>                              |   |      |
|                                      | <b>DIPLOMAT - Continued</b>                        |   | <b>DYNASTY - Continued</b>                            |   |      |
|                                      | <b>1989-1984 - Continued</b>                       |   | <b>1989-1988 - Continued</b>                          |   |      |
|                                      | <b>V-8 5.2 L ENG. - Continued</b>                  |   | <b>4-CYL. 2.5 L ENG.; V-6 3.0 L ENG. - Continued</b>  |   |      |
|                                      |  | Stg. Gear Lower Pitman Shaft Seal Kit.....                  | 8516  | Rack & Pinion Seal Kit; W/Plastic Rack Bulkhead .....       | 8610 |
|                                      |  | Control Valve Seal Kit.....                                 | 8518  | Rack & Pinion Lower Pinion Bearing Kit.....                 | 8579 |
|                                      | <b>1983-1980</b>                                   |   | <b>EXPO</b>   |   |      |
|                                      | <b>6-CYL. 3.7 L ENG.; V-8 5.2 L ENG.</b>           |   | <b>1989-1988</b>                                      |   |      |
|                                      |  | Pump Complete Rebuilding Kit.....                           | 7910  | <b>4-CYL. 2.2 L ENG. (CANADA)</b>                           |      |
|                                      |  | Pump Seal Kit.....  | 7918  | Pump Complete Rebuilding Kit.....                           | 7910 |
| <b>SYSTEM &amp; COMPONENT IDENT.</b> |  | Pump Drive Shaft Seal Kit.....                              | 8709  | Pump Seal Kit.....  | 7918 |
|                                      |  | Stg. Gear Complete Rebuilding Kit.....                      | 8538  | Pump Drive Shaft Seal Kit.....                              | 8709 |
|                                      |  | Stg. Gear Major Seal Kit.....                               | 8513  | Rack & Pinion Seal Kit; W/Plastic Rack Bulkhead .....       | 8610 |
|                                      |  | Stg. Gear Input Shaft Seal Kit.....                         | 8553  | Rack & Pinion Lower Pinion Bearing Kit.....                 | 8579 |
|                                      |  | Stg. Gear Complete Pitman Shaft Seal Kit.....               | 8765  | <b>1987</b>   |      |
|                                      |  | Stg. Gear Lower Pitman Shaft Seal Kit.....                  | 8516  | <b>4-CYL. 2.2 L ENG. (CANADA)</b>                           |      |
|                                      |  | Control Valve Seal Kit.....                                 | 8518  | Pump Complete Rebuilding Kit.....                           |      |
|                                      |  |   |   | Pump Seal Kit.....  |      |
|                                      |  |   |   | Pump Drive Shaft Seal Kit.....                              |      |
|                                      |  |   |   | Rack & Pinion Seal Kit.....                                 |      |
| <b>PASS. CARS</b>                    | <b>1979-1978</b>                                   |   | Rack & Pinion Upper Pinion Bearing Kit.....           |   |      |
|                                      | <b>6-CYL. 225 ENG.; V-8 318 ENG.; V-8 360 ENG.</b> |   | Rack & Pinion Lower Pinion Bearing Kit.....           |   |      |
|                                      |  | Pump Complete Rebuilding Kit; W/Chrysler P.S. Pump; ☆D..... | 8514  | <b>1993-1992</b>  |      |
|                                      |  | Pump Complete Rebuilding Kit; W/Saginaw P.S. Pump; ☆B.....  | 7910  | <b>V-6 3.0 L ENG.; V-6 3.3 L ENG.</b>                       |      |
|                                      |  | Pump Seal Kit; W/Chrysler P.S. Pump; ☆D.....                | 8507  | Pump Complete Rebuilding Kit.....                           |      |
|                                      |  | Pump Seal Kit; W/Saginaw P.S. Pump; ☆B.....                 | 7918  | Pump Seal Kit.....  |      |
|                                      |  | Pump Drive Shaft Seal Kit; W/Chrysler P.S. Pump; ☆D.....    | 8708  | Pump Drive Shaft Seal Kit.....                              |      |
|                                      |  | Pump Drive Shaft Seal Kit; W/Saginaw P.S. Pump; ☆B.....     | 8709  | Rack & Pinion Seal Kit; W/Plastic Rack Bulkhead .....       |      |
|                                      |  | Stg. Gear Complete Rebuilding Kit.....                      | 8538  | Rack & Pinion Lower Pinion Bearing Kit.....                 |      |
|                                      |  | Stg. Gear Major Seal Kit.....                               | 8513  | <b>1991-1990</b>  |      |
| <b>LIGHT TRUCKS</b>                  |  | Stg. Gear Input Shaft Seal Kit.....                         | 8553  | <b>V-6 3.3 L ENG.</b>                                       |      |
|                                      |  | Stg. Gear Complete Pitman Shaft Seal Kit.....               | 8765  | Pump Complete Rebuilding Kit.....                           |      |
|                                      |  | Stg. Gear Lower Pitman Shaft Seal Kit.....                  | 8516  | Pump Seal Kit.....  |      |
|                                      |  | Control Valve Seal Kit.....                                 | 8518  | Pump Drive Shaft Seal Kit.....                              |      |
|                                      |  |   |   | Rack & Pinion Seal Kit; W/Plastic Rack Bulkhead .....       |      |
|                                      |  |   |   | Rack & Pinion Lower Pinion Bearing Kit.....                 |      |
|                                      |  |   |   | <b>1993-1992</b>  |      |
|                                      |  |   |   | <b>V-6 3.0 L ENG.; V-6 3.3 L ENG.</b>                       |      |
|                                      |  |   |   | Pump Complete Rebuilding Kit.....                           |      |
|                                      |  |   |   | Pump Seal Kit.....  |      |
| <b>MEDIUM/HEAVY TRUCKS</b>           | <b>1977</b>  |   | Pump Drive Shaft Seal Kit.....                        |   |      |
|                                      | <b>V-8 318 ENG.</b>                                |   | Rack & Pinion Seal Kit; W/Plastic Rack Bulkhead ..... |   |      |
|                                      |  | Pump Complete Rebuilding Kit; W/Chrysler P.S. Pump; ☆D..... | 8514  | Rack & Pinion Lower Pinion Bearing Kit.....                 |      |
|                                      |  | Pump Complete Rebuilding Kit; W/Saginaw P.S. Pump; ☆B.....  | 7910  | <b>1991-1990</b>  |      |
|                                      |  | Pump Seal Kit; W/Chrysler P.S. Pump; ☆D.....                | 8507  | <b>V-6 3.3 L ENG.</b>                                       |      |
|                                      |  | Pump Seal Kit; W/Saginaw P.S. Pump; ☆B.....                 | 7918  | Pump Complete Rebuilding Kit.....                           |      |
|                                      |  | Pump Drive Shaft Seal Kit; W/Chrysler P.S. Pump; ☆D.....    | 8708  | Pump Seal Kit.....  |      |
|                                      |  | Pump Drive Shaft Seal Kit; W/Saginaw P.S. Pump; ☆B.....     | 8709  | Pump Drive Shaft Seal Kit.....                              |      |
|                                      |  | Stg. Gear Complete Rebuilding Kit.....                      | 8538  | Rack & Pinion Seal Kit; W/Plastic Rack Bulkhead .....       |      |
|                                      |  | Stg. Gear Major Seal Kit.....                               | 8513  | Rack & Pinion Lower Pinion Bearing Kit.....                 |      |
| <b>BUSES</b>                         |  | Stg. Gear Input Shaft Seal Kit.....                         | 8553  | <b>1991-1990</b>  |      |
|                                      |  | Stg. Gear Complete Pitman Shaft Seal Kit.....               | 8765  | <b>V-6 3.3 L ENG.</b>                                       |      |
|                                      |  | Stg. Gear Lower Pitman Shaft Seal Kit.....                  | 8516  | Pump Complete Rebuilding Kit.....                           |      |
|                                      |  | Control Valve Seal Kit.....                                 | 8518  | Pump Seal Kit.....  |      |
|                                      |  |   |   | Pump Drive Shaft Seal Kit.....                              |      |
|                                      |  |   |   | Rack & Pinion Seal Kit; W/Plastic Rack Bulkhead .....       |      |
|                                      |  |   |   | Rack & Pinion Lower Pinion Bearing Kit.....                 |      |
|                                      |  |   |   | <b>1993-1992</b>  |      |
|                                      |  |   |   | <b>V-6 3.0 L ENG.; V-6 3.3 L ENG.</b>                       |      |
|                                      |  |   |   | Pump Complete Rebuilding Kit.....                           |      |
| <b>HOSE NUMERICAL</b>                | <b>DYNASTY</b>                                     |   | Pump Seal Kit.....                                    |   |      |
|                                      | <b>1993-1992</b>                                   |   | Pump Drive Shaft Seal Kit.....                        |   |      |
|                                      | <b>4-CYL. 2.5 L ENG.; V-6 3.0 L ENG.</b>           |   | Rack & Pinion Seal Kit; W/Plastic Rack Bulkhead ..... |   |      |
|                                      |  | Pump Complete Rebuilding Kit.....                           | 7910  | Rack & Pinion Lower Pinion Bearing Kit.....                 |      |
|                                      |  | Pump Seal Kit.....  | 7918  | <b>1989-1988</b>  |      |
|                                      |  | Pump Drive Shaft Seal Kit.....                              | 8709  | <b>4-CYL. 2.5 L ENG.; V-6 3.0 L ENG.</b>                    |      |
|                                      |  | Rack & Pinion Seal Kit; W/Plastic Rack Bulkhead .....       | 8610  | Pump Complete Rebuilding Kit.....                           |      |
|                                      |  | Rack & Pinion Lower Pinion Bearing Kit.....                 | 8579  | Pump Seal Kit.....  |      |
|                                      |  |   |   | Pump Drive Shaft Seal Kit.....                              |      |
|                                      |  |   |   | Rack & Pinion Seal Kit; W/Plastic Rack Bulkhead .....       |      |
| <b>REPAIR KITS</b>                   | <b>V-6 3.3 L ENG.</b>                              |   | Rack & Pinion Seal Kit; W/Plastic Rack Bulkhead ..... |   |      |
|                                      |  | Pump Complete Rebuilding Kit.....                           | 8561  | Rack & Pinion Lower Pinion Bearing Kit.....                 |      |
|                                      |  | Pump Seal Kit.....  | 8554  | <b>1987</b>   |      |
|                                      |  | Pump Drive Shaft Seal Kit.....                              | 8712  | <b>4-CYL. 2.2 L ENG.; 4-CYL. 2.5 L ENG.; V-6 3.0 L ENG.</b> |      |
|                                      |  | Rack & Pinion Seal Kit; W/Plastic Rack Bulkhead .....       | 8610  | Pump Complete Rebuilding Kit.....                           |      |
|                                      |  | Rack & Pinion Lower Pinion Bearing Kit.....                 | 8579  | Pump Seal Kit.....  |      |
|                                      |  |   |   | Pump Drive Shaft Seal Kit.....                              |      |
|                                      |  |   |   | Rack & Pinion Seal Kit; W/Plastic Rack Bulkhead .....       |      |
|                                      |  |   |   | Rack & Pinion Lower Pinion Bearing Kit.....                 |      |
|                                      |  |   |   | <b>1991-1990</b>  |      |
| <b>KIT NUMERICAL</b>                 | <b>1991-1990</b>                                   |   | <b>INTREPID</b>                                       |   |      |
|                                      | <b>4-CYL. 2.5 L ENG.; V-6 3.0 L ENG.</b>           |   | <b>1995</b>   |   |      |
|                                      |  | Pump Complete Rebuilding Kit.....                           | 7910  | <b>V-6 3.3 L ENG.; V-6 3.5 L ENG.</b>                       |      |
|                                      |  | Pump Seal Kit.....  | 7918  | Pump Seal Kit.....  |      |
|                                      |  | Pump Drive Shaft Seal Kit.....                              | 8709  | Pump Drive Shaft Seal Kit.....                              |      |
|                                      |  | Rack & Pinion Seal Kit; W/Plastic Rack Bulkhead .....       | 8610  | Rack & Pinion Seal Kit.....                                 |      |
|                                      |  | Rack & Pinion Lower Pinion Bearing Kit.....                 | 8579  | Rack & Pinion Seal Kit.....                                 |      |
|                                      |  |   |   | <b>1994-1993</b>  |      |
|                                      |  |   |   | <b>V-6 3.3 L ENG.; V-6 3.5 L ENG.</b>                       |      |
|                                      |  |   |   | Pump Complete Rebuilding Kit.....                           |      |
| <b>ILLUSTRATIONS</b>                 | <b>1989-1988</b>                                   |   | Pump Seal Kit.....                                    |   |      |
|                                      | <b>4-CYL. 2.5 L ENG.; V-6 3.0 L ENG.</b>           |   | Pump Drive Shaft Seal Kit.....                        |   |      |
|                                      |  | Pump Complete Rebuilding Kit.....                           | 7910  | Rack & Pinion Seal Kit.....                                 |      |
|                                      |  | Pump Seal Kit.....  | 7918  | Rack & Pinion Seal Kit.....                                 |      |
|                                      |  | Pump Drive Shaft Seal Kit.....                              | 8709  | Rack & Pinion Seal Kit.....                                 |      |

☆ See Pages A14 - A15 For Pump or Gear Identification.

⊗ Packaged one bushing per box, order as required.

# Power Steering Repair Kits for Passenger Cars and Light Trucks

| Application  | Kit No. | Application  | Kit No. |
|--|---------|--|---------|
| <b>DODGE - Continued</b>   |         | <b>DODGE - Continued</b>   |         |
| <b>LANCER</b>  |         | <b>M SERIES MOTOR HOME - Continued</b>                                 |         |
| <b>1989-1988</b>   |         | <b>1979 - Continued</b>  |         |
| <b>4-CYL. 2.2 L ENG.; 4-CYL. 2.5 L ENG.</b>                                |         | <b>V-8 360 ENG.; V-8 440 ENG. - Continued</b>                          |         |
| Pump Complete Rebuilding Kit; W/Saginaw P.S. Pump; ☆B .....                | 7910    | Stg. Gear Major Seal Kit; 1st Design; W/Casting No. 7802644L.....      | 7859    |
| Pump Seal Kit; W/Saginaw P.S. Pump; ☆B .....                               | 7918    | Stg. Gear Major Seal Kit; 2nd Design; W/Casting No. 7802644.....       | 8523    |
| Pump Seal Kit; W/ZF P.S. Pump.....   | 8632    | Stg. Gear Input Shaft Seal Kit; 1st Design; W/Casting No. 7802644L     | 7095    |
| Pump Drive Shaft Seal Kit; W/Saginaw P.S. Pump; ☆B .....                   | 8709    | Stg. Gear Input Shaft Seal Kit; 2nd Design; W/Casting No. 7802644.     | 8525    |
| Rack & Pinion Seal Kit.....  | 8610    | Stg. Gear Complete Pitman Shaft Seal Kit.....                          | 8766    |
| Rack & Pinion Lower Pinion Bearing Kit.....                                | 8579    | Stg. Gear Lower Pitman Shaft Seal Kit.....                             | 7856    |
| <b>1987</b>  |         | <b>1978-1975</b>   |         |
| <b>4-CYL. 2.2 L ENG.; 4-CYL. 2.5 L ENG.</b>                                |         | <b>V-8 318 ENG.; V-8 360 ENG.; V-8 440 ENG.</b>                        |         |
| Pump Complete Rebuilding Kit.....  | 7910    | Pump Complete Rebuilding Kit; M300.....                                | 7910    |
| Pump Seal Kit.....   | 7918    | Pump Seal Kit; M300 .....  | 7918    |
| Pump Drive Shaft Seal Kit.....   | 8709    | Pump Drive Shaft Seal Kit; M300.....                                   | 8709    |
| Rack & Pinion Seal Kit.....  | 8610    | Stg. Gear Complete Rebuilding Kit.....                                 | 7857    |
| Rack & Pinion Lower Pinion Bearing Kit.....                                | 8579    | Stg. Gear Major Seal Kit.....  | 7859    |
| <b>1986</b>  |         | <b>1973</b>  |         |
| <b>4-CYL. 2.2 L ENG.; 4-CYL. 2.5 L ENG.</b>                                |         | <b>V-8 318 ENG.; V-8 360 ENG.; V-8 413 ENG.; V-8 440 ENG.</b>          |         |
| Pump Complete Rebuilding Kit.....  | 7910    | Pump Complete Rebuilding Kit; M300.....                                | 7910    |
| Pump Seal Kit.....   | 7918    | Pump Seal Kit; M300 .....  | 7918    |
| Pump Drive Shaft Seal Kit.....   | 8709    | Pump Drive Shaft Seal Kit; M300.....                                   | 8709    |
| Rack & Pinion Seal Kit.....  | 8576    | Stg. Gear Complete Rebuilding Kit.....                                 | 7857    |
| Rack & Pinion Upper Pinion Bearing Kit.....                                | 8571    | Stg. Gear Major Seal Kit.....  | 7859    |
| Rack & Pinion Lower Pinion Bearing Kit.....                                | 8572    | Stg. Gear Input Shaft Seal Kit.....                                    | 7095    |
| <b>1985</b>  |         | <b>1972</b>  |         |
| <b>4-CYL. 2.2 L ENG.</b>   |         | <b>V-8 318 ENG.; V-8 413 ENG.</b>                                      |         |
| Pump Complete Rebuilding Kit.....  | 7910    | Pump Complete Rebuilding Kit; M300.....                                | 7910    |
| Pump Seal Kit.....   | 7918    | Pump Seal Kit; M300 .....  | 7918    |
| Pump Drive Shaft Seal Kit.....   | 8709    | Pump Drive Shaft Seal Kit; M300.....                                   | 8709    |
| Rack & Pinion Seal Kit.....  | 8576    | Stg. Gear Complete Rebuilding Kit.....                                 | 7857    |
| Rack & Pinion Upper Pinion Bearing Kit.....                                | 8571    | Stg. Gear Major Seal Kit.....  | 7859    |
| Rack & Pinion Lower Pinion Bearing Kit.....                                | 8572    | Stg. Gear Input Shaft Seal Kit.....                                    | 7095    |
| <b>1984</b>  |         | <b>1971-1969</b>   |         |
| <b>6-CYL. 170 ENG.; 6-CYL. 225 ENG.</b>                                    |         | <b>V-8 318 ENG.; V-8 413 ENG.</b>                                      |         |
| Pump Complete Rebuilding Kit.....  | 7899    | Pump Complete Rebuilding Kit; M300; W/Chrysler P.S. Pump; ☆D ...       | 7900    |
| Pump Seal Kit.....   | 7897    | Pump Complete Rebuilding Kit; M300; W/Saginaw P.S. Pump; ☆B ...        | 7910    |
| Pump Drive Shaft Seal Kit.....   | 8710    | Pump Seal Kit; M300; W/Chrysler P.S. Pump; ☆D.....                     | 7898    |
| Stg. Gear Complete Rebuilding Kit.....                                     | 8539    | Pump Seal Kit; M300; W/Saginaw P.S. Pump; ☆B.....                      | 7918    |
| Stg. Gear Major Seal Kit.....  | 7895    | Pump Drive Shaft Seal Kit; M300; W/Saginaw P.S. Pump; ☆B.....          | 8709    |
| Stg. Gear Input Shaft Seal Kit.....  | 8553    | Stg. Gear Complete Rebuilding Kit; W/Saginaw Stg. Gear; ☆N.....        | 7857    |
| Stg. Gear Complete Pitman Shaft Seal Kit.....                              | 8759    | Stg. Gear Major Seal Kit; W/Saginaw Stg. Gear; ☆N.....                 | 7859    |
| Stg. Gear Lower Pitman Shaft Seal Kit.....                                 | 8517    | Stg. Gear Input Shaft Seal Kit; W/Saginaw Stg. Gear; ☆N.....           | 7095    |
| Control Valve Seal Kit.....  | 8518    | Stg. Gear Complete Pitman Shaft Seal Kit; W/Saginaw Stg. Gear;         |         |
| <b>1983</b>  |         | ☆N.....  |         |
| <b>6-CYL. 170 ENG.; 6-CYL. 225 ENG.</b>                                    |         | 8766   |         |
| Pump Complete Rebuilding Kit.....  | 7899    | Stg. Gear Lower Pitman Shaft Seal Kit; W/Saginaw Stg. Gear; ☆N... 7856 |         |
| Pump Seal Kit.....   | 7897    |  |         |
| Pump Drive Shaft Seal Kit.....   | 8710    |  |         |
| Control Valve Seal Kit.....  | 8518    |  |         |
| <b>M SERIES MOTOR HOME</b>   |         | <b>MAGNUM</b>  |         |
| <b>1980</b>  |         | <b>1979</b>  |         |
| <b>V-8 5.9 L ENG.</b>  |         | <b>V-8 318 ENG.; V-8 360 ENG.</b>                                      |         |
| Pump Complete Rebuilding Kit; M300.....                                    | 7910    | Pump Complete Rebuilding Kit; W/Chrysler P.S. Pump; ☆D.....            | 8514    |
| Pump Seal Kit; M300 .....  | 7918    | Pump Complete Rebuilding Kit; W/Saginaw P.S. Pump; ☆B .....            | 7910    |
| Pump Drive Shaft Seal Kit; M300.....                                       | 8709    | Pump Seal Kit; W/Chrysler P.S. Pump; ☆D.....                           | 8507    |
| Stg. Gear Complete Rebuilding Kit; 1st Design; W/Casting No. 7802644L..... | 7857    | Pump Seal Kit; W/Saginaw P.S. Pump; ☆B.....                            | 7918    |
| Stg. Gear Complete Rebuilding Kit; 2nd Design; W/Casting No. 7802644.....  | 8524    | Pump Drive Shaft Seal Kit; W/Chrysler P.S. Pump; ☆D.....               | 8708    |
| Stg. Gear Major Seal Kit; 1st Design; W/Casting No. 7802644L.....          | 7859    | Pump Drive Shaft Seal Kit; W/Saginaw P.S. Pump; ☆B .....               | 8709    |
| Stg. Gear Major Seal Kit; 2nd Design; W/Casting No. 7802644.....           | 8523    | Stg. Gear Complete Rebuilding Kit.....                                 | 8538    |
| Stg. Gear Input Shaft Seal Kit; 1st Design; W/Casting No. 7802644L         | 7095    | Stg. Gear Major Seal Kit.....  | 8513    |
| Stg. Gear Input Shaft Seal Kit; 2nd Design; W/Casting No. 7802644.         | 8525    | Stg. Gear Input Shaft Seal Kit.....                                    | 8553    |
| Stg. Gear Complete Pitman Shaft Seal Kit.....                              | 8766    | Stg. Gear Complete Pitman Shaft Seal Kit.....                          | 8765    |
| Stg. Gear Lower Pitman Shaft Seal Kit.....                                 | 7856    | Stg. Gear Lower Pitman Shaft Seal Kit.....                             | 8516    |
| <b>1979</b>  |         | Control Valve Seal Kit.....  |         |
| <b>V-8 360 ENG.; V-8 440 ENG.</b>  |         | 8518   |         |
| Pump Complete Rebuilding Kit; M300.....                                    | 7910    |  |         |
| Pump Seal Kit; M300 .....  | 7918    |  |         |
| Pump Drive Shaft Seal Kit; M300.....                                       | 8709    |  |         |
| Stg. Gear Complete Rebuilding Kit; 1st Design; W/Casting No. 7802644L..... | 7857    |  |         |
| Stg. Gear Complete Rebuilding Kit; 2nd Design; W/Casting No. 7802644.....  | 8524    |  |         |
| <b>1978</b>  |         |  |         |
| <b>V-8 318 ENG.; V-8 360 ENG.; V-8 400 ENG.</b>                            |         |  |         |
| Pump Complete Rebuilding Kit; W/Chrysler P.S. Pump; ☆D.....                | 8514    |  |         |
| Pump Complete Rebuilding Kit; W/Saginaw P.S. Pump; ☆B .....                | 7910    |  |         |
| Pump Seal Kit; W/Chrysler P.S. Pump; ☆D.....                               | 8507    |  |         |
| Pump Seal Kit; W/Saginaw P.S. Pump; ☆B.....                                | 7918    |  |         |
| Pump Drive Shaft Seal Kit; W/Chrysler P.S. Pump; ☆D.....                   | 8708    |  |         |
| Pump Drive Shaft Seal Kit; W/Saginaw P.S. Pump; ☆B .....                   | 8709    |  |         |
| Stg. Gear Complete Rebuilding Kit.....                                     | 8538    |  |         |
| Stg. Gear Major Seal Kit.....  | 8513    |  |         |
| Stg. Gear Input Shaft Seal Kit.....  | 8553    |  |         |
| Stg. Gear Complete Pitman Shaft Seal Kit.....                              | 8765    |  |         |
| Stg. Gear Lower Pitman Shaft Seal Kit.....                                 | 8516    |  |         |
| Control Valve Seal Kit.....  | 8518    |  |         |

☆ See Pages A14 - A15 For Pump or Gear Identification.

⊗ Packaged one bushing per box, order as required.

SYSTEM  
PUMP &  
GEAR  
IDENT.

SYSTEM &  
COM-  
PONENT  
IDENT.

PASS.  
CARS

LIGHT  
TRUCKS

MEDIUM/  
HEAVY  
TRUCKS

BUSES

HOSE  
NUMER-  
ICAL

REPAIR  
KITS

KIT  
NUMER-  
ICAL

ILLUSTRATIONS



# Power Steering Repair Kits for Passenger Cars and Light Trucks

|                                      | Application  | Kit No.                                       | Application   | Kit No.   |      |
|--------------------------------------|--|---|---|---|------|
| <b>SYSTEM PUMP &amp; GEAR IDENT.</b> | <b>DODGE - Continued</b>                             |   | <b>DODGE - Continued</b>  |   |      |
|                                      | <b>MAGNUM - Continued</b>                            |   | <b>MB SERIES VAN - Continued</b>  |   |      |
|                                      | 1978 - Continued                                     |   | 1972 - Continued  |   |      |
|                                      | V-8 318 ENG.; V-8 360 ENG.; V-8 400 ENG. - Continued |   | V-8 318 ENG.; V-8 360 ENG. - Continued                                  |   |      |
|                                      |  | Stg. Gear Complete Rebuilding Kit.....        | 8538  | Control Valve Seal Kit.....                                 | 8518 |
|                                      |  | Stg. Gear Major Seal Kit.....                 | 8513  |   |      |
|                                      |  | Stg. Gear Input Shaft Seal Kit.....           | 8553  |   |      |
|                                      |  | Stg. Gear Complete Pitman Shaft Seal Kit..... | 8765  |   |      |
|                                      |  | Stg. Gear Lower Pitman Shaft Seal Kit.....    | 8516  |   |      |
|                                      |  | Control Valve Seal Kit.....                   | 8518  |   |      |
| <b>SYSTEM &amp; COMPONENT IDENT.</b> | <b>MB SERIES VAN</b>                                 |   | <b>MINI RAM VAN</b>   |   |      |
|                                      | 1980   |   | 1988  |   |      |
|                                      | V-8 5.9 L ENG.                                       |   | 4-CYL. 2.5 L ENG.; V-6 3.0 L ENG.                                       |   |      |
|                                      |  | Pump Complete Rebuilding Kit.....             | 7910  | Pump Complete Rebuilding Kit.....                           | 7910 |
|                                      |  | Pump Seal Kit.....                            | 7918  | Pump Seal Kit; W/Saginaw P.S. Pump; ☆B.....                 | 7918 |
|                                      |  | Pump Drive Shaft Seal Kit.....                | 8709  | Pump Drive Shaft Seal Kit.....                              | 8709 |
|                                      |  | Stg. Gear Complete Rebuilding Kit.....        | 8538  | Rack & Pinion Seal Kit; W/Plastic Rack Bulkhead.....        | 8610 |
|                                      |  | Stg. Gear Major Seal Kit.....                 | 8513  | Rack & Pinion Lower Pinion Bearing Kit.....                 | 8579 |
|                                      |  | Stg. Gear Input Shaft Seal Kit.....           | 8553  |   |      |
|                                      |  | Stg. Gear Complete Pitman Shaft Seal Kit..... | 8765  |   |      |
| <b>PASS. CARS</b>                    |  | Stg. Gear Lower Pitman Shaft Seal Kit.....    | 8516  |   |      |
|                                      |  | Control Valve Seal Kit.....                   | 8518  |   |      |
|                                      | <b>1979</b>  |   | <b>1987</b>   |   |      |
|                                      | V-8 360 ENG.; V-8 440 ENG.                           |   | 4-CYL. 2.2 L ENG.; 4-CYL. 2.6 L ENG.; V-6 3.0 L ENG.                    |   |      |
|                                      |  | Pump Complete Rebuilding Kit.....             | 7910  | Pump Complete Rebuilding Kit.....                           | 7910 |
|                                      |  | Pump Seal Kit.....                            | 7918  | Pump Seal Kit; W/Saginaw P.S. Pump; ☆B.....                 | 7918 |
|                                      |  | Pump Drive Shaft Seal Kit.....                | 8709  | Pump Drive Shaft Seal Kit.....                              | 8709 |
|                                      |  | Stg. Gear Complete Rebuilding Kit.....        | 8538  | Rack & Pinion Seal Kit; W/Plastic Rack Bulkhead.....        | 8610 |
|                                      |  | Stg. Gear Major Seal Kit.....                 | 8513  | Rack & Pinion Lower Pinion Bearing Kit.....                 | 8579 |
|                                      |  | Stg. Gear Input Shaft Seal Kit.....           | 8553  |   |      |
| <b>LIGHT TRUCKS</b>                  |  | Stg. Gear Complete Pitman Shaft Seal Kit..... | 8765  |   |      |
|                                      |  | Stg. Gear Lower Pitman Shaft Seal Kit.....    | 8516  |   |      |
|                                      |  | Control Valve Seal Kit.....                   | 8518  |   |      |
|                                      | <b>1986-1984</b>                                     |   | <b>4-CYL. 2.5 L ENG.</b>  |   |      |
|                                      |  | Pump Complete Rebuilding Kit.....             | 7910  | Pump Complete Rebuilding Kit.....                           | 7910 |
|                                      |  | Pump Seal Kit.....                            | 7918  | Pump Seal Kit.....  | 7918 |
|                                      |  | Pump Drive Shaft Seal Kit.....                | 8709  | Pump Drive Shaft Seal Kit.....                              | 8709 |
|                                      |  | Stg. Gear Complete Rebuilding Kit.....        | 8538  | Rack & Pinion Seal Kit; W/Plastic Rack Bulkhead.....        | 8610 |
|                                      |  | Stg. Gear Major Seal Kit.....                 | 8513  | Rack & Pinion Lower Pinion Bearing Kit.....                 | 8579 |
|                                      |  | Stg. Gear Input Shaft Seal Kit.....           | 8553  |   |      |
| <b>MEDIUM/HEAVY TRUCKS</b>           |  | Stg. Gear Complete Pitman Shaft Seal Kit..... | 8765  |   |      |
|                                      |  | Stg. Gear Lower Pitman Shaft Seal Kit.....    | 8516  |   |      |
|                                      |  | Control Valve Seal Kit.....                   | 8518  |   |      |
|                                      | <b>1983-1981</b>                                     |   | <b>MIRADA</b>   |   |      |
|                                      | V-8 400 ENG.; V-8 440 ENG.                           |   | 1983-1981   |   |      |
|                                      |  | Pump Complete Rebuilding Kit.....             | 7910  | 6-CYL. 3.7 L ENG.; V-8 5.2 L ENG.                           |      |
|                                      |  | Pump Seal Kit.....                            | 7918  | Pump Complete Rebuilding Kit.....                           | 7910 |
|                                      |  | Pump Drive Shaft Seal Kit.....                | 8709  | Pump Seal Kit.....  | 7918 |
|                                      |  | Stg. Gear Complete Rebuilding Kit.....        | 8538  | Pump Drive Shaft Seal Kit.....                              | 8709 |
|                                      |  | Stg. Gear Major Seal Kit.....                 | 8513  | Stg. Gear Complete Rebuilding Kit.....                      | 8538 |
|                                      | Stg. Gear Input Shaft Seal Kit.....                  | 8553  | Stg. Gear Major Seal Kit.....   | 8513  |      |
| <b>BUSES</b>                         |  | Stg. Gear Complete Pitman Shaft Seal Kit..... | 8765  | Stg. Gear Input Shaft Seal Kit.....                         | 8553 |
|                                      |  | Stg. Gear Lower Pitman Shaft Seal Kit.....    | 8516  | Stg. Gear Complete Pitman Shaft Seal Kit.....               | 8765 |
|                                      |  | Control Valve Seal Kit.....                   | 8518  | Stg. Gear Lower Pitman Shaft Seal Kit.....                  | 8516 |
|                                      | <b>1975-1974</b>                                     |   | <b>1980</b>   |   |      |
|                                      | V-8 360 ENG.; V-8 440 ENG.                           |   | 6-CYL. 3.7 L ENG.; V-8 5.2 L ENG.; V-8 5.9 L ENG.                       |   |      |
|                                      |  | Pump Complete Rebuilding Kit.....             | 7910  | Pump Complete Rebuilding Kit.....                           | 7910 |
|                                      |  | Pump Seal Kit.....                            | 7918  | Pump Seal Kit.....  | 7918 |
|                                      |  | Pump Drive Shaft Seal Kit.....                | 8709  | Pump Drive Shaft Seal Kit.....                              | 8709 |
|                                      |  | Stg. Gear Complete Rebuilding Kit.....        | 8538  | Stg. Gear Complete Rebuilding Kit.....                      | 8538 |
|                                      |  | Stg. Gear Major Seal Kit.....                 | 8513  | Stg. Gear Major Seal Kit.....                               | 8513 |
|                                      | Stg. Gear Input Shaft Seal Kit.....                  | 8553  | Stg. Gear Input Shaft Seal Kit.....                                     | 8553  |      |
| <b>HOSE NUMERICAL</b>                |  | Stg. Gear Complete Pitman Shaft Seal Kit..... | 8765  | Stg. Gear Complete Pitman Shaft Seal Kit.....               | 8765 |
|                                      |  | Stg. Gear Lower Pitman Shaft Seal Kit.....    | 8516  | Stg. Gear Lower Pitman Shaft Seal Kit.....                  | 8516 |
|                                      |  | Control Valve Seal Kit.....                   | 8518  | Control Valve Seal Kit.....                                 | 8518 |
|                                      | <b>1973</b>  |   | <b>MONACO</b>   |   |      |
|                                      | V-8 360 ENG.   |   | 1992-1990   |   |      |
|                                      |  | Pump Complete Rebuilding Kit.....             | 7910  | V-6 3.0 L ENG.  |      |
|                                      |  | Pump Seal Kit.....                            | 7918  | Pump Complete Rebuilding Kit.....                           | 8630 |
|                                      |  | Pump Drive Shaft Seal Kit.....                | 8709  | Pump Seal Kit.....  | 8631 |
|                                      |  | Stg. Gear Complete Rebuilding Kit.....        | 8538  | Pump Drive Shaft Seal Kit.....                              | 8709 |
|                                      |  | Stg. Gear Major Seal Kit.....                 | 8513  | Rack & Pinion Seal Kit.....                                 | 8753 |
|                                      | Stg. Gear Input Shaft Seal Kit.....                  | 8553  |   |   |      |
| <b>REPAIR KITS</b>                   |  | Stg. Gear Complete Pitman Shaft Seal Kit..... | 8765  |   |      |
|                                      |  | Stg. Gear Lower Pitman Shaft Seal Kit.....    | 8516  |   |      |
|                                      |  | Control Valve Seal Kit.....                   | 8518  |   |      |
|                                      | <b>1972</b>  |   | <b>1978</b>   |   |      |
|                                      | V-8 318 ENG.; V-8 360 ENG.                           |   | 6-CYL. 225 ENG.; V-8 318 ENG.; V-8 360 ENG.; V-8 400 ENG.; V-8 440 ENG. |   |      |
|                                      |  | Pump Complete Rebuilding Kit.....             | 7910  | Pump Complete Rebuilding Kit; W/Chrysler P.S. Pump; ☆D..... | 8514 |
|                                      |  | Pump Seal Kit.....                            | 7918  | Pump Complete Rebuilding Kit; W/Saginaw P.S. Pump; ☆B.....  | 7910 |
|                                      |  | Pump Drive Shaft Seal Kit.....                | 8709  | Pump Seal Kit; W/Chrysler P.S. Pump; ☆D.....                | 8507 |
|                                      |  | Stg. Gear Complete Rebuilding Kit.....        | 8538  | Pump Seal Kit; W/Saginaw P.S. Pump; ☆B.....                 | 7918 |
|                                      |  | Stg. Gear Major Seal Kit.....                 | 8513  | Pump Drive Shaft Seal Kit; W/Chrysler P.S. Pump; ☆D.....    | 8708 |
|                                      | Stg. Gear Input Shaft Seal Kit.....                  | 8553  | Pump Drive Shaft Seal Kit; W/Saginaw P.S. Pump; ☆B.....                 | 8709  |      |
|                                      | Stg. Gear Complete Pitman Shaft Seal Kit.....        | 8765  | Stg. Gear Complete Rebuilding Kit.....                                  | 8538  |      |
| <b>KIT NUMERICAL</b>                 |  | Stg. Gear Lower Pitman Shaft Seal Kit.....    | 8516  |   |      |
|                                      |  | Control Valve Seal Kit.....                   | 8518  |   |      |
|                                      | <b>ILLUSTRATIONS</b>                                 |   |   |   |      |

☆ See Pages A14 - A15 For Pump or Gear Identification.

⊛ Packaged one bushing per box, order as required.

# Power Steering Repair Kits for Passenger Cars and Light Trucks

| Application  | Kit No. | Application   | Kit No. |
|--|---------|---|---------|
| <b>DODGE - Continued</b>   |         | <b>DODGE - Continued</b>  |         |
| <b>MONACO - Continued</b>  |         | <b>MONACO - Continued</b>   |         |
| <b>1978 - Continued</b>  |         | <b>1968-1967 - Continued</b>  |         |
| <b>6-CYL. 225 ENG.; V-8 318 ENG.; V-8 360 ENG.; V-8 400 ENG.;</b>                        |         | <b>V-8 383 ENG.; V-8 440 ENG. - Continued</b>   |         |
| <b>V-8 440 ENG. - Continued</b>  |         | Pump Seal Kit; W/Chrysler P.S. Pump; W/Internally Threaded Shaft; ☆D.....               |         |
| Stg. Gear Major Seal Kit.....  | 8513    | ☆D.....   | 8507    |
| Stg. Gear Input Shaft Seal Kit.....  | 8553    | Pump Seal Kit; W/Chrysler P.S. Pump; W/Plain End Shaft; ☆D.....                         | 7897    |
| Stg. Gear Complete Pitman Shaft Seal Kit.....  | 8765    | Pump Seal Kit; W/Saginaw P.S. Pump; ☆B.....   | 7918    |
| Stg. Gear Lower Pitman Shaft Seal Kit.....   | 8516    | Pump Drive Shaft Seal Kit; W/Chrysler P.S. Pump; W/Internally Threaded Shaft; ☆D.....   | 8708    |
| Control Valve Seal Kit.....  | 8518    | Pump Drive Shaft Seal Kit; W/Chrysler P.S. Pump; W/Plain End Shaft; ☆D.....             | 8710    |
| <b>1977</b>  |         | Pump Drive Shaft Seal Kit; W/Saginaw P.S. Pump; ☆B.....                                 | 8709    |
| <b>6-CYL. 225 ENG.; V-8 318 ENG.; V-8 360 ENG.; V-8 400 ENG.</b>                         |         | Stg. Gear Complete Rebuilding Kit.....  | 8538    |
| Pump Complete Rebuilding Kit; W/Chrysler P.S. Pump; ☆D.....                              | 8514    | Stg. Gear Major Seal Kit.....   | 8513    |
| Pump Complete Rebuilding Kit; W/Saginaw P.S. Pump; ☆B.....                               | 7910    | Stg. Gear Input Shaft Seal Kit.....   | 8553    |
| Pump Seal Kit; W/Chrysler P.S. Pump; ☆D.....   | 8507    | Stg. Gear Complete Pitman Shaft Seal Kit.....   | 8765    |
| Pump Seal Kit; W/Saginaw P.S. Pump; ☆B.....  | 7918    | Stg. Gear Lower Pitman Shaft Seal Kit.....  | 8516    |
| Pump Drive Shaft Seal Kit; W/Chrysler P.S. Pump; ☆D.....                                 | 8708    | Control Valve Seal Kit.....   | 8518    |
| Pump Drive Shaft Seal Kit; W/Saginaw P.S. Pump; ☆B.....                                  | 8709    |   |         |
| Stg. Gear Complete Rebuilding Kit.....   | 8538    | <b>1966</b>   |         |
| Stg. Gear Major Seal Kit.....  | 8513    | <b>V-8 383 ENG.; V-8 440 ENG.</b>   |         |
| Stg. Gear Input Shaft Seal Kit.....  | 8553    | Pump Complete Rebuilding Kit; W/Chrysler P.S. Pump; W/Hex or Slotted End Shaft; ☆D..... |         |
| Stg. Gear Complete Pitman Shaft Seal Kit.....  | 8765    | Pump Complete Rebuilding Kit; W/Chrysler P.S. Pump; W/Plain End Shaft; ☆D.....          |         |
| Stg. Gear Lower Pitman Shaft Seal Kit.....   | 8516    | Pump Seal Kit; W/Chrysler P.S. Pump; W/Hex or Slotted End Shaft; ☆D.....                |         |
| Control Valve Seal Kit.....  | 8518    | ☆D.....   |         |
| <b>1976-1975</b>   |         | Pump Seal Kit; W/Chrysler P.S. Pump; W/Plain End Shaft; ☆D.....                         |         |
| <b>V-8 318 ENG.; V-8 360 ENG.; V-8 400 ENG.; V-8 440 ENG.</b>                            |         | Pump Drive Shaft Seal Kit; W/Chrysler P.S. Pump; W/Plain End Shaft; ☆D.....             |         |
| Pump Complete Rebuilding Kit; W/Chrysler P.S. Pump; ☆D.....                              | 8514    | ☆D.....   |         |
| Pump Complete Rebuilding Kit; W/Saginaw P.S. Pump; ☆B.....                               | 7910    | Stg. Gear Complete Rebuilding Kit.....  |         |
| Pump Seal Kit; W/Chrysler P.S. Pump; ☆D.....   | 8507    | Stg. Gear Major Seal Kit.....   |         |
| Pump Seal Kit; W/Saginaw P.S. Pump; ☆B.....  | 7918    | Stg. Gear Input Shaft Seal Kit.....   |         |
| Pump Drive Shaft Seal Kit; W/Chrysler P.S. Pump; ☆D.....                                 | 8708    | Stg. Gear Complete Pitman Shaft Seal Kit.....   |         |
| Pump Drive Shaft Seal Kit; W/Saginaw P.S. Pump; ☆B.....                                  | 8709    | Stg. Gear Lower Pitman Shaft Seal Kit.....  |         |
| Stg. Gear Complete Rebuilding Kit.....   | 8538    | Control Valve Seal Kit.....   |         |
| Stg. Gear Major Seal Kit.....  | 8513    |   |         |
| Stg. Gear Input Shaft Seal Kit.....  | 8553    | <b>1965</b>   |         |
| Stg. Gear Complete Pitman Shaft Seal Kit.....  | 8765    | <b>V-8 383 ENG.; V-8 413 ENG.; V-8 426 ENG.</b>   |         |
| Stg. Gear Lower Pitman Shaft Seal Kit.....   | 8516    | Pump Complete Rebuilding Kit; W/Chrysler P.S. Pump; W/Hex or Slotted End Shaft; ☆D..... |         |
| Control Valve Seal Kit.....  | 8518    | Pump Complete Rebuilding Kit; W/Chrysler P.S. Pump; W/Plain End Shaft; ☆D.....          |         |
| <b>1974-1972</b>   |         | Pump Seal Kit; W/Chrysler P.S. Pump; W/Hex or Slotted End Shaft; ☆D.....                |         |
| <b>V-8 360 ENG.; V-8 400 ENG.; V-8 440 ENG.</b>  |         | ☆D.....   |         |
| Pump Complete Rebuilding Kit; W/Chrysler P.S. Pump; ☆D.....                              | 8514    | Pump Seal Kit; W/Chrysler P.S. Pump; W/Plain End Shaft; ☆D.....                         |         |
| Pump Complete Rebuilding Kit; W/Saginaw P.S. Pump; ☆B.....                               | 7910    | ☆D.....   |         |
| Pump Seal Kit; W/Chrysler P.S. Pump; ☆D.....   | 8507    | Pump Drive Shaft Seal Kit; W/Chrysler P.S. Pump; W/Plain End Shaft; ☆D.....             |         |
| Pump Seal Kit; W/Saginaw P.S. Pump; ☆B.....  | 7918    | Pump Drive Shaft Seal Kit; W/Chrysler P.S. Pump; W/Plain End Shaft; ☆D.....             |         |
| Pump Drive Shaft Seal Kit; W/Chrysler P.S. Pump; ☆D.....                                 | 8708    | ☆D.....   |         |
| Pump Drive Shaft Seal Kit; W/Saginaw P.S. Pump; ☆B.....                                  | 8709    | Stg. Gear Complete Rebuilding Kit.....  |         |
| Stg. Gear Complete Rebuilding Kit.....   | 8538    | Stg. Gear Major Seal Kit.....   |         |
| Stg. Gear Major Seal Kit.....  | 8513    | Stg. Gear Input Shaft Seal Kit.....   |         |
| Stg. Gear Input Shaft Seal Kit.....  | 8553    | Stg. Gear Complete Pitman Shaft Seal Kit.....   |         |
| Stg. Gear Complete Pitman Shaft Seal Kit.....  | 8765    | Stg. Gear Lower Pitman Shaft Seal Kit.....  |         |
| Stg. Gear Lower Pitman Shaft Seal Kit.....   | 8516    | Control Valve Seal Kit.....   |         |
| Control Valve Seal Kit.....  | 8518    |   |         |
| <b>1971-1969</b>   |         | <b>NEON</b>   |         |
| <b>V-8 383 ENG.; V-8 440 ENG.</b>  |         | <b>1995</b>   |         |
| Pump Complete Rebuilding Kit; W/Chrysler P.S. Pump; ☆D.....                              | 8514    | <b>4-CYL. 2.0 L ENG.</b>  |         |
| Pump Complete Rebuilding Kit; W/Saginaw P.S. Pump; ☆B.....                               | 7910    | Pump Seal Kit.....  |         |
| Pump Seal Kit; W/Chrysler P.S. Pump; ☆D.....   | 8507    | Rack & Pinion Seal Kit.....   |         |
| Pump Seal Kit; W/Saginaw P.S. Pump; ☆B.....  | 7918    |   |         |
| Pump Drive Shaft Seal Kit; W/Chrysler P.S. Pump; ☆D.....                                 | 8708    | <b>OMNI</b>   |         |
| Pump Drive Shaft Seal Kit; W/Saginaw P.S. Pump; ☆B.....                                  | 8709    | <b>1990-1988</b>  |         |
| Stg. Gear Complete Rebuilding Kit.....   | 8538    | <b>4-CYL. 2.2 L ENG.</b>  |         |
| Stg. Gear Major Seal Kit.....  | 8513    | Pump Complete Rebuilding Kit.....   |         |
| Stg. Gear Input Shaft Seal Kit.....  | 8553    | Pump Seal Kit.....  |         |
| Stg. Gear Complete Pitman Shaft Seal Kit.....  | 8765    | Pump Drive Shaft Seal Kit.....  |         |
| Stg. Gear Lower Pitman Shaft Seal Kit.....   | 8516    | Rack & Pinion Seal Kit; W/Plastic Rack Bulkhead.....                                    |         |
| Control Valve Seal Kit.....  | 8518    | Rack & Pinion Lower Pinion Bearing Kit.....   |         |
| <b>1968-1967</b>   |         | 87910   |         |
| <b>V-8 383 ENG.; V-8 440 ENG.</b>  |         | 87918   |         |
| Pump Complete Rebuilding Kit; W/Chrysler P.S. Pump; W/Hex or Slotted End Shaft; ☆D.....  | 7900    | 8709  |         |
| Pump Complete Rebuilding Kit; W/Chrysler P.S. Pump; W/Internally Threaded Shaft; ☆D..... | 8514    | 8610  |         |
| Pump Complete Rebuilding Kit; W/Chrysler P.S. Pump; W/Plain End Shaft; ☆D.....           | 7899    | 8579  |         |
| Pump Seal Kit; W/Chrysler P.S. Pump; W/Plain End Shaft; ☆D.....                          | 7899    |   |         |
| Pump Complete Rebuilding Kit; W/Chrysler P.S. Pump; W/Plain End Shaft; ☆D.....           | 7899    | <b>1987</b>   |         |
| Pump Complete Rebuilding Kit; W/Saginaw P.S. Pump; ☆B.....                               | 7910    | <b>4-CYL. 2.2 L ENG.</b>  |         |
| Pump Seal Kit; W/Chrysler P.S. Pump; W/Hex or Slotted End Shaft; ☆D.....                 | 7898    | Pump Complete Rebuilding Kit.....   |         |
| ☆D.....  | 7897    | Pump Seal Kit.....  |         |
|  | 7897    | Pump Drive Shaft Seal Kit.....  |         |
|  | 8513    | Rack & Pinion Seal Kit.....   |         |
|  | 8553    | Rack & Pinion Lower Pinion Bearing Kit.....   |         |
|  | 8765    | 8579  |         |
|  | 8516    |   |         |
|  | 8518    |   |         |

☆ See Pages A14 - A15 For Pump or Gear Identification.

⊙ Packaged one bushing per box, order as required.

**SYSTEM PUMP & GEAR IDENT.**

**SYSTEM & COMPONENT IDENT.**

**PASS. CARS**

**LIGHT TRUCKS**

**MEDIUM/HEAVY TRUCKS**

**BUSES**

**HOSE NUMERICAL**

**REPAIR KITS**

**KIT NUMERICAL**

**ILLUSTRATIONS**







# Power Steering Repair Kits for Passenger Cars and Light Trucks

|  | Application  | Kit No.  | Application  | Kit No.                                    |      |
|--|--|--|--|--|------|
| SYSTEM PUMP & GEAR IDENT.  | <b>DODGE - Continued</b>                           |  | <b>DODGE - Continued</b>   |  |      |
|  | <b>RAM 50 PICKUP - Continued</b>                   |  | <b>RAMCHARGER - Continued</b>  |  |      |
|  | <b>1981</b>  |  | <b>1979 - Continued</b>  |  |      |
|  | <b>4-CYL. 2.0 L ENG.; 4-CYL. 2.6 L ENG.</b>        |  | <b>6-CYL. 225 ENG.; V-8 318 ENG.; V-8 360 ENG. - Continued</b>                 |  |      |
|  |  | Pump Complete Rebuilding Kit.....  | 8630   | Stg. Gear Lower Pitman Shaft Seal Kit..... | 7856 |
|  |  | Pump Seal Kit.....   | 8631   |  |      |
|  |  | Pump Drive Shaft Seal Kit.....   | 8709   |  |      |
|  |  | Stg. Gear Major Seal Kit.....  | 8745   |  |      |
|  | <b>RAM SERIES PICKUP</b>                           |  | <b>1978-1976</b>   |  |      |
|  | <b>1995-1994</b>                                   |  | <b>6-CYL. 225 ENG.; V-8 318 ENG.; V-8 360 ENG.; V-8 400 ENG.; V-8 440 ENG.</b> |  |      |
| <b>6-CYL. 5.9 L DIESEL ENG.; V-6 3.9 L ENG.; V-8 5.2 L ENG.; V-8 5.9 L ENG.; V-10 8.0 L ENG.</b> |  | Pump Complete Rebuilding Kit.....  |  | 7910                                       |      |
|  | Pump Complete Rebuilding Kit.....                  | 7910   | Pump Seal Kit.....   | 7918                                       |      |
|  | Pump Seal Kit.....                                 | 7918   | Pump Drive Shaft Seal Kit.....   | 8709                                       |      |
|  | Pump Drive Shaft Seal Kit.....                     | 8709   | Stg. Gear Complete Rebuilding Kit.....   | 7857                                       |      |
|  | Stg. Gear Major Seal Kit.....                      | 8776   | Stg. Gear Major Seal Kit.....  | 7859                                       |      |
|  | Stg. Gear Input Shaft Seal Kit.....                | 8777   | Stg. Gear Input Shaft Seal Kit.....  | 7095                                       |      |
|  | Stg. Gear Complete Pitman Shaft Seal Kit.....      | 8763   | Stg. Gear Complete Pitman Shaft Seal Kit.....                                  | 8766                                       |      |
|  | Stg. Gear Lower Pitman Shaft Seal Kit.....         | 8717   | Stg. Gear Lower Pitman Shaft Seal Kit.....                                     | 7856                                       |      |
| <b>RAMCHARGER</b>  |  | <b>1975</b>  |  |  |      |
| <b>1993-1984</b>   |  | <b>6-CYL. 225 ENG.; V-8 318 ENG.; V-8 360 ENG.; V-8 440 ENG.</b>               |  |  |      |
| <b>V-8 5.2 L ENG.; V-8 5.9 L ENG.</b>  |  | Pump Complete Rebuilding Kit.....  |  | 7910                                       |      |
|  | Pump Complete Rebuilding Kit.....                  | 7910   | Pump Seal Kit.....   | 7918                                       |      |
|  | Pump Seal Kit.....                                 | 7918   | Pump Drive Shaft Seal Kit.....   | 8709                                       |      |
|  | Pump Drive Shaft Seal Kit.....                     | 8709   | Stg. Gear Complete Rebuilding Kit.....   | 7857                                       |      |
|  | Stg. Gear Complete Rebuilding Kit.....             | 8524   | Stg. Gear Major Seal Kit.....  | 7859                                       |      |
|  | Stg. Gear Major Seal Kit.....                      | 8523   | Stg. Gear Input Shaft Seal Kit.....  | 7095                                       |      |
|  | Stg. Gear Input Shaft Seal Kit.....                | 8525   | Stg. Gear Complete Pitman Shaft Seal Kit.....                                  | 8766                                       |      |
|  | Stg. Gear Complete Pitman Shaft Seal Kit.....      | 8766   | Stg. Gear Lower Pitman Shaft Seal Kit.....                                     | 7856                                       |      |
|  | Stg. Gear Lower Pitman Shaft Seal Kit.....         | 7856   |  |  |      |
| <b>1983-1982</b>   |  | <b>1974</b>  |  |  |      |
| <b>V-8 5.2 L ENG.</b>  |  | <b>6-CYL. 225 ENG.; V-8 318 ENG.; V-8 360 ENG.; V-8 400 ENG.; V-8 440 ENG.</b> |  |  |      |
|  | Pump Complete Rebuilding Kit.....                  | 7910   | Pump Complete Rebuilding Kit.....  | 7910                                       |      |
|  | Pump Seal Kit.....                                 | 7918   | Pump Seal Kit.....   | 7918                                       |      |
|  | Pump Drive Shaft Seal Kit.....                     | 8709   | Pump Drive Shaft Seal Kit.....   | 8709                                       |      |
|  | Stg. Gear Complete Rebuilding Kit.....             | 8524   | Stg. Gear Complete Rebuilding Kit.....   | 7857                                       |      |
|  | Stg. Gear Major Seal Kit.....                      | 8523   | Stg. Gear Major Seal Kit.....  | 7859                                       |      |
|  | Stg. Gear Input Shaft Seal Kit.....                | 8525   | Stg. Gear Input Shaft Seal Kit.....  | 7095                                       |      |
|  | Stg. Gear Complete Pitman Shaft Seal Kit.....      | 8766   | Stg. Gear Complete Pitman Shaft Seal Kit.....                                  | 8766                                       |      |
|  | Stg. Gear Lower Pitman Shaft Seal Kit.....         | 7856   | Stg. Gear Lower Pitman Shaft Seal Kit.....                                     | 7856                                       |      |
| <b>1981</b>  |  | <b>RAMPAGE</b>   |  |  |      |
| <b>V-8 5.2 L ENG.; V-8 5.9 L ENG.</b>  |  | <b>1984-1983</b>   |  |  |      |
|  | Pump Complete Rebuilding Kit.....                  | 7910   | <b>4-CYL. 2.2 L ENG.</b>   |  |      |
|  | Pump Seal Kit.....                                 | 7918   | Pump Complete Rebuilding Kit.....  | 7910                                       |      |
|  | Pump Drive Shaft Seal Kit.....                     | 8709   | Pump Seal Kit.....   | 7918                                       |      |
|  | Stg. Gear Complete Rebuilding Kit.....             | 8524   | Pump Drive Shaft Seal Kit.....   | 8709                                       |      |
|  | Stg. Gear Major Seal Kit.....                      | 8523   | Rack & Pinion Seal Kit.....  | 8576                                       |      |
|  | Stg. Gear Input Shaft Seal Kit.....                | 8525   | Rack & Pinion Upper Pinion Bearing Kit.....                                    | 8571                                       |      |
|  | Stg. Gear Complete Pitman Shaft Seal Kit.....      | 8766   | Rack & Pinion Lower Pinion Bearing Kit.....                                    | 8572                                       |      |
|  | Stg. Gear Lower Pitman Shaft Seal Kit.....         | 7856   |  |  |      |
| <b>1983-1982</b>   |  | <b>1982</b>  |  |  |      |
| <b>V-8 5.2 L ENG.</b>  |  | <b>4-CYL. 2.2 L ENG.</b>   |  |  |      |
|  | Pump Complete Rebuilding Kit.....                  | 7910   | Pump Complete Rebuilding Kit.....  | 7910                                       |      |
|  | Pump Seal Kit.....                                 | 7918   | Pump Seal Kit.....   | 7918                                       |      |
|  | Pump Drive Shaft Seal Kit.....                     | 8709   | Pump Drive Shaft Seal Kit.....   | 8709                                       |      |
|  | Stg. Gear Complete Rebuilding Kit.....             | 8524   | Rack & Pinion Seal Kit.....  | 8570                                       |      |
|  | Stg. Gear Major Seal Kit.....                      | 8523   | Rack & Pinion Upper Pinion Bearing Kit.....                                    | 8571                                       |      |
|  | Stg. Gear Input Shaft Seal Kit.....                | 8525   | Rack & Pinion Lower Pinion Bearing Kit.....                                    | 8572                                       |      |
|  | Stg. Gear Complete Pitman Shaft Seal Kit.....      | 8766   |  |  |      |
|  | Stg. Gear Lower Pitman Shaft Seal Kit.....         | 7856   |  |  |      |
| <b>1981</b>  |  | <b>RM SERIES MOTOR HOME</b>  |  |  |      |
| <b>V-8 5.2 L ENG.; V-8 5.9 L ENG.</b>  |  | <b>1974-1973</b>   |  |  |      |
|  | Pump Complete Rebuilding Kit.....                  | 7910   | <b>V-8 318 ENG.; V-8 360 ENG.; V-8 413 ENG.; V-8 440 ENG.</b>                  |  |      |
|  | Pump Seal Kit.....                                 | 7918   | Pump Complete Rebuilding Kit; M300.....  | 7910                                       |      |
|  | Pump Drive Shaft Seal Kit.....                     | 8709   | Pump Seal Kit; M300.....   | 7918                                       |      |
|  | Stg. Gear Complete Rebuilding Kit; 1st Design..... | 7857   | Pump Drive Shaft Seal Kit; M300.....   | 8709                                       |      |
|  | Stg. Gear Complete Rebuilding Kit; 2nd Design..... | 8524   | Stg. Gear Complete Rebuilding Kit.....   | 7857                                       |      |
|  | Stg. Gear Major Seal Kit; 1st Design.....          | 7859   | Stg. Gear Major Seal Kit.....  | 7859                                       |      |
|  | Stg. Gear Major Seal Kit; 2nd Design.....          | 8523   | Stg. Gear Input Shaft Seal Kit.....  | 7095                                       |      |
|  | Stg. Gear Input Shaft Seal Kit; 1st Design.....    | 7095   | Stg. Gear Input Shaft Seal Kit.....  | 7095                                       |      |
|  | Stg. Gear Input Shaft Seal Kit; 2nd Design.....    | 8525   | Stg. Gear Complete Pitman Shaft Seal Kit.....                                  | 8766                                       |      |
|  | Stg. Gear Complete Pitman Shaft Seal Kit.....      | 8766   | Stg. Gear Lower Pitman Shaft Seal Kit.....                                     | 7856                                       |      |
|  | Stg. Gear Lower Pitman Shaft Seal Kit.....         | 7856   |  |  |      |
| <b>1979</b>  |  | <b>ROYAL MONACO</b>  |  |  |      |
| <b>6-CYL. 225 ENG.; V-8 318 ENG.; V-8 360 ENG.</b>   |  | <b>1977</b>  |  |  |      |
|  | Pump Complete Rebuilding Kit.....                  | 7910   | <b>V-8 318 ENG.; V-8 360 ENG.; V-8 400 ENG.; V-8 440 ENG.</b>                  |  |      |
|  | Pump Seal Kit.....                                 | 7918   | Pump Complete Rebuilding Kit; W/Chrysler P.S. Pump; ☆D.....                    | 8514                                       |      |
|  | Pump Drive Shaft Seal Kit.....                     | 8709   | Pump Complete Rebuilding Kit; W/Saginaw P.S. Pump; ☆B.....                     | 7910                                       |      |
|  | Stg. Gear Complete Rebuilding Kit; 1st Design..... | 7857   | Pump Seal Kit; W/Chrysler P.S. Pump; ☆D.....                                   | 8507                                       |      |
|  | Stg. Gear Complete Rebuilding Kit; 2nd Design..... | 8524   | Pump Seal Kit; W/Saginaw P.S. Pump; ☆B.....                                    | 7918                                       |      |
|  | Stg. Gear Major Seal Kit; 1st Design.....          | 7859   | Pump Drive Shaft Seal Kit; W/Chrysler P.S. Pump; ☆D.....                       | 8708                                       |      |
|  | Stg. Gear Major Seal Kit; 2nd Design.....          | 8523   |  |  |      |
|  | Stg. Gear Input Shaft Seal Kit; 1st Design.....    | 7095   |  |  |      |
|  | Stg. Gear Input Shaft Seal Kit; 2nd Design.....    | 8525   |  |  |      |
|  | Stg. Gear Complete Pitman Shaft Seal Kit.....      | 8766   |  |  |      |
|  | Stg. Gear Lower Pitman Shaft Seal Kit.....         | 7856   |  |  |      |
| <b>ILLUSTRATIONS</b>   |  |  |  |  |      |

☆ See Pages A14 - A15 For Pump or Gear Identification.

⊗ Packaged one bushing per box, order as required.

# Power Steering Repair Kits for Passenger Cars and Light Trucks

| Application   | Kit No. | Application   | Kit No. |
|---|---------|---|---------|
| <b>DODGE - Continued</b>  |         | <b>DODGE - Continued</b>                                    |         |
| <b>ROYAL MONACO - Continued</b>   |         | <b>SPIRIT - Continued</b>                                   |         |
| <b>1977 - Continued</b>   |         | <b>1995-1993 - Continued</b>                                |         |
| <b>V-8 318 ENG.; V-8 360 ENG.; V-8 400 ENG.; V-8 440 ENG.</b>                 |         | <b>4-CYL. 2.5 L ENG.; V-6 3.0 L ENG. - Continued</b>        |         |
| - Continued   |         | Pump Drive Shaft Seal Kit; W/Saginaw P.S. Pump; ☆B          | 8709    |
| Pump Drive Shaft Seal Kit; W/Saginaw P.S. Pump; ☆B                            | 8709    | Rack & Pinion Seal Kit; W/Plastic Rack Bulkhead             | 8610    |
| Stg. Gear Complete Rebuilding Kit   | 8538    | Rack & Pinion Lower Pinion Bearing Kit                      | 8579    |
| Stg. Gear Major Seal Kit  | 8513    |   |         |
| Stg. Gear Input Shaft Seal Kit  | 8553    | <b>1992</b>   |         |
| Stg. Gear Complete Pitman Shaft Seal Kit                                      | 8765    | <b>4-CYL. 2.2 L ENG.; 4-CYL. 2.5 L ENG.; V-6 3.0 L ENG.</b> |         |
| Stg. Gear Lower Pitman Shaft Seal Kit   | 8516    | Pump Complete Rebuilding Kit; W/Saginaw P.S. Pump; ☆B       | 7910    |
| Control Valve Seal Kit  | 8518    | Pump Seal Kit; W/Saginaw P.S. Pump; ☆B                      | 7918    |
|   |         | Pump Drive Shaft Seal Kit; W/Saginaw P.S. Pump; ☆B          | 8709    |
|   |         | Rack & Pinion Seal Kit; W/Plastic Rack Bulkhead             | 8610    |
|   |         | Rack & Pinion Lower Pinion Bearing Kit                      | 8579    |
| <b>1976-1975</b>  |         |   |         |
| <b>V-8 360 ENG.; V-8 400 ENG.; V-8 440 ENG.</b>                               |         | <b>1991</b>   |         |
| Pump Complete Rebuilding Kit; W/Chrysler P.S. Pump; ☆D                        | 8514    | <b>4-CYL. 2.2 L ENG.; 4-CYL. 2.5 L ENG.; V-6 3.0 L ENG.</b> |         |
| Pump Complete Rebuilding Kit; W/Saginaw P.S. Pump; ☆B                         | 7910    | Pump Complete Rebuilding Kit; W/Saginaw P.S. Pump; ☆B       | 7910    |
| Pump Seal Kit; W/Chrysler P.S. Pump; ☆D                                       | 8507    | Pump Seal Kit; W/Saginaw P.S. Pump; ☆B                      | 7918    |
| Pump Seal Kit; W/Saginaw P.S. Pump; ☆B  | 7918    | Pump Seal Kit; W/ZF P.S. Pump                               | 8632    |
| Pump Drive Shaft Seal Kit; W/Chrysler P.S. Pump; ☆D                           | 8708    | Pump Drive Shaft Seal Kit; W/Saginaw P.S. Pump; ☆B          | 8709    |
| Pump Drive Shaft Seal Kit; W/Saginaw P.S. Pump; ☆B                            | 8709    | Rack & Pinion Seal Kit; W/Plastic Rack Bulkhead             | 8610    |
| Stg. Gear Complete Rebuilding Kit   | 8538    | Rack & Pinion Lower Pinion Bearing Kit                      | 8579    |
| Stg. Gear Major Seal Kit  | 8513    |   |         |
| Stg. Gear Input Shaft Seal Kit  | 8553    |   |         |
| Stg. Gear Complete Pitman Shaft Seal Kit                                      | 8765    |   |         |
| Stg. Gear Lower Pitman Shaft Seal Kit   | 8516    |   |         |
| Control Valve Seal Kit  | 8518    |   |         |
| <b>SHADOW</b>   |         |   |         |
| <b>1994-1992</b>  |         |   |         |
| <b>4-CYL. 2.2 L ENG.; 4-CYL. 2.5 L ENG.; V-6 3.0 L ENG.</b>                   |         |   |         |
| Pump Complete Rebuilding Kit  | 7910    |   |         |
| Pump Seal Kit   | 7918    |   |         |
| Pump Drive Shaft Seal Kit   | 8709    |   |         |
| Rack & Pinion Seal Kit; W/Plastic Rack Bulkhead                               | 8610    |   |         |
| Rack & Pinion Lower Pinion Bearing Kit  | 8579    |   |         |
| <b>1991</b>   |         |   |         |
| <b>4-CYL. 2.2 L ENG.; 4-CYL. 2.5 L ENG.</b>                                   |         |   |         |
| Pump Complete Rebuilding Kit  | 7910    |   |         |
| Pump Seal Kit   | 7918    |   |         |
| Pump Drive Shaft Seal Kit   | 8709    |   |         |
| Rack & Pinion Seal Kit; W/Plastic Rack Bulkhead                               | 8610    |   |         |
| Rack & Pinion Lower Pinion Bearing Kit  | 8579    |   |         |
| <b>1990-1989</b>  |         |   |         |
| <b>4-CYL. 2.2 L ENG.; 4-CYL. 2.5 L ENG.</b>                                   |         |   |         |
| Pump Complete Rebuilding Kit; W/Saginaw P.S. Pump; ☆B                         | 7910    |   |         |
| Pump Seal Kit; W/Saginaw P.S. Pump; ☆B  | 7918    |   |         |
| Pump Seal Kit; W/ZF P.S. Pump   | 8632    |   |         |
| Pump Drive Shaft Seal Kit; W/Saginaw P.S. Pump; ☆B                            | 8709    |   |         |
| Rack & Pinion Seal Kit; W/Plastic Rack Bulkhead                               | 8610    |   |         |
| Rack & Pinion Lower Pinion Bearing Kit  | 8579    |   |         |
| <b>1988</b>   |         |   |         |
| <b>4-CYL. 2.2 L ENG.; 4-CYL. 2.5 L ENG.</b>                                   |         |   |         |
| Pump Complete Rebuilding Kit; W/Saginaw P.S. Pump; ☆B                         | 7910    |   |         |
| Pump Seal Kit; W/Saginaw P.S. Pump; ☆B  | 7918    |   |         |
| Pump Seal Kit; W/ZF P.S. Pump   | 8632    |   |         |
| Pump Drive Shaft Seal Kit; W/Saginaw P.S. Pump; ☆B                            | 8709    |   |         |
| Rack & Pinion Seal Kit; W/Plastic Rack Bulkhead; W/TRW Rack & Pinion Gear; ☆R | 8610    |   |         |
| Rack & Pinion Seal Kit; W/Saginaw Rack & Pinion Gear                          | 8576    |   |         |
| Rack & Pinion Lower Pinion Bearing Kit  | 8579    |   |         |
| <b>1987</b>   |         |   |         |
| <b>4-CYL. 2.2 L ENG.</b>  |         |   |         |
| Pump Complete Rebuilding Kit; W/Saginaw P.S. Pump; ☆B                         | 7910    |   |         |
| Pump Seal Kit; W/Saginaw P.S. Pump; ☆B  | 7918    |   |         |
| Pump Seal Kit; W/ZF P.S. Pump   | 8632    |   |         |
| Pump Drive Shaft Seal Kit; W/Saginaw P.S. Pump; ☆B                            | 8709    |   |         |
| Rack & Pinion Seal Kit; W/Saginaw Rack & Pinion Gear                          | 8576    |   |         |
| Rack & Pinion Seal Kit; W/TRW Rack & Pinion Gear; W/Plastic Rack Bulkhead; ☆R | 8610    |   |         |
| Rack & Pinion Lower Pinion Bearing Kit  | 8579    |   |         |
| <b>SPIRIT</b>   |         |   |         |
| <b>1995-1993</b>  |         |   |         |
| <b>4-CYL. 2.5 L ENG.; V-6 3.0 L ENG.</b>                                      |         |   |         |
| Pump Complete Rebuilding Kit; W/Saginaw P.S. Pump; ☆B                         | 7910    |   |         |
| Pump Seal Kit; W/Saginaw P.S. Pump; ☆B  | 7918    |   |         |

☆ See Pages A14 - A15 For Pump or Gear Identification.

⊙ Packaged one bushing per box, order as required.

SYSTEM  
PUMP &  
GEAR  
IDENT.

SYSTEM &  
COM-  
PONENT  
IDENT.

PASS.  
CARS

LIGHT  
TRUCKS

MEDIUM/  
HEAVY  
TRUCKS

BUSES

HOSE  
NUMER-  
ICAL

REPAIR  
KITS

KIT  
NUMER-  
ICAL

ILLUSTRATIONS

# Power Steering Repair Kits for Passenger Cars and Light Trucks

|                           | Application   | Kit No.   | Application   | Kit No.  |      |
|---------------------------|---|---|---|--|------|
| SYSTEM PUMP & GEAR IDENT. | <b>DODGE - Continued</b>  |   | <b>DODGE - Continued</b>  |  |      |
|                           | <b>STEALTH</b>  |   | <b>600 - Continued</b>  |  |      |
|                           | <b>1995</b>   |   | <b>1988-1987 - Continued</b>  |  |      |
|                           | <b>V-6 3.0 L ENG.</b>   |   | <b>4-CYL. 2.2 L ENG.; 4-CYL. 2.5 L ENG. - Continued</b>                   |  |      |
|                           |   | Pump Seal Kit.....  | 8720  | Pump Seal Kit.....   | 7918 |
|                           |   | Rack & Pinion Seal Kit; W/FWD.....  | 8692  | Pump Drive Shaft Seal Kit.....   | 8709 |
|                           | <b>1994-1991</b>  |   | Rack & Pinion Seal Kit; W/Plastic Rack Bulkhead.....                      |  | 8610 |
|                           | <b>V-6 3.0 L ENG.</b>   |   | Rack & Pinion Lower Pinion Bearing Kit.....                               |  | 8579 |
|                           |   | Pump Seal Kit.....  | 8720  | <b>1986</b>  |      |
|                           |   | Rack & Pinion Seal Kit.....   | 8692  | <b>4-CYL. 2.2 L ENG.; 4-CYL. 2.5 L ENG.</b>  |      |
| SYSTEM & COMPONENT IDENT. | <b>STRATUS</b>  |   | Pump Complete Rebuilding Kit.....   |  | 7910 |
|                           | <b>1995</b>   |   | Pump Seal Kit.....  |  | 7918 |
|                           | <b>4-CYL. 2.0 L ENG.; 4-CYL. 2.4 L ENG.; V-6 2.5 L ENG.</b>                 |   | Pump Drive Shaft Seal Kit.....  |  | 8709 |
|                           |   | Rack & Pinion Seal Kit.....   | 8610  | Rack & Pinion Seal Kit; W/Saginaw Rack & Pinion Gear.....                          | 8576 |
|                           |   | Rack & Pinion Lower Pinion Bearing Kit.....   | 8579  | Rack & Pinion Seal Kit; W/TRW Rack & Pinion Gear; W/Plastic Rack Bulkhead; ☆R..... | 8610 |
|                           | <b>VIPER</b>  |   | Rack & Pinion Upper Pinion Bearing Kit; W/Saginaw Rack & Pinion Gear..... |  | 8571 |
|                           | <b>1995-1992</b>  |   | Rack & Pinion Lower Pinion Bearing Kit; W/Saginaw Rack & Pinion Gear..... |  | 8572 |
|                           | <b>V-10 8.0 L ENG.</b>  |   | Rack & Pinion Lower Pinion Bearing Kit; W/TRW Rack & Pinion Gear; ☆R..... |  | 8579 |
|                           |   | Pump Complete Rebuilding Kit.....   | 8900  | <b>1985-1983</b>   |      |
|                           |   | Pump Seal Kit.....  | 8794  | <b>4-CYL. 2.2 L ENG.; 4-CYL. 2.6 L ENG.</b>  |      |
| PASS. CARS                | <b>330</b>  |   | Pump Complete Rebuilding Kit.....   |  | 7910 |
|                           | <b>1964-1963</b>  |   | Pump Seal Kit.....  |  | 7918 |
|                           | <b>6-CYL. 225 ENG.; V-8 318 ENG.; V-8 383 ENG.; V-8 426 ENG.</b>            |   | Pump Drive Shaft Seal Kit.....  |  | 8709 |
|                           |   | Pump Complete Rebuilding Kit; W/Chrysler P.S. Pump; W/Hex or Slotted End Shaft; ☆D..... | 7900  | Rack & Pinion Seal Kit; W/Saginaw Rack & Pinion Gear.....                          | 8576 |
|                           |   | Pump Complete Rebuilding Kit; W/Chrysler P.S. Pump; W/Plain End Shaft; ☆D.....          | 7899  | Rack & Pinion Seal Kit; W/TRW Rack & Pinion Gear; W/Plastic Rack Bulkhead; ☆R..... | 8610 |
|                           |   | Pump Seal Kit; W/Chrysler P.S. Pump; W/Hex or Slotted End Shaft; ☆D.....                | 7898  | Rack & Pinion Upper Pinion Bearing Kit; W/Saginaw Rack & Pinion Gear.....          | 8571 |
|                           |   | Pump Seal Kit; W/Chrysler P.S. Pump; W/Plain End Shaft; ☆D.....                         | 7897  | Rack & Pinion Lower Pinion Bearing Kit; W/Saginaw Rack & Pinion Gear.....          | 8572 |
|                           |   | Pump Drive Shaft Seal Kit; W/Chrysler P.S. Pump; W/Plain End Shaft; ☆D.....             | 8710  | Rack & Pinion Lower Pinion Bearing Kit; W/TRW Rack & Pinion Gear; ☆R.....          | 8579 |
|                           |   | Stg. Gear Complete Rebuilding Kit.....  | 8539  | <b>2000 GTX</b>  |      |
|                           |   | Stg. Gear Major Seal Kit.....   | 7895  | <b>1990</b>  |      |
| LIGHT TRUCKS              |   | Stg. Gear Input Shaft Seal Kit.....   | <b>4-CYL. 2.0 L ENG. (CANADA)</b>   |  |      |
|                           |   | Stg. Gear Complete Pitman Shaft Seal Kit.....   | Pump Seal Kit.....  |  | 8722 |
|                           |   | Stg. Gear Lower Pitman Shaft Seal Kit.....  | Rack & Pinion Seal Kit.....   |  | 8655 |
|                           |   | Control Valve Seal Kit.....   | <b>1989</b>   |  |      |
|                           | <b>400</b>  |   | <b>4-CYL. 2.0 L ENG. (CANADA)</b>   |  |      |
|                           | <b>1983-1982</b>  |   | Pump Seal Kit.....  |  | 8722 |
|                           | <b>4-CYL. 2.2 L ENG.; 4-CYL. 2.6 L ENG.</b>                                 |   | Rack & Pinion Seal Kit; W/DOHC Eng.....                                   |  | 8656 |
|                           |   | Pump Complete Rebuilding Kit.....   | Rack & Pinion Seal Kit; W/SOHC Eng.....                                   |  | 8655 |
|                           |   | Pump Seal Kit.....  | <b>EAGLE</b>  |  |      |
|                           |   | Pump Drive Shaft Seal Kit.....  | <b>MEDALLION</b>  |  |      |
| MEDIUM/HEAVY TRUCKS       |   | Rack & Pinion Seal Kit; W/Saginaw Stg. Gear; ☆N.....                                    | <b>1989-1988</b>  |  |      |
|                           |   | Rack & Pinion Upper Pinion Bearing Kit; W/Saginaw Stg. Gear; ☆N.....                    | <b>4-CYL. 2.2 L ENG.</b>  |  |      |
|                           |   | Rack & Pinion Lower Pinion Bearing Kit; W/Saginaw Stg. Gear; ☆N.....                    | Pump Complete Rebuilding Kit; W/Attached Reservoir.....                   |  | 7910 |
|                           |   | Rack & Pinion Lower Pinion Bearing Kit; W/TRW Stg. Gear; ☆R.....                        | Pump Complete Rebuilding Kit; W/O Attached Reservoir.....                 |  | 8630 |
|                           | <b>440</b>  |   | Pump Seal Kit; W/Attached Reservoir.....                                  |  | 7918 |
|                           | <b>1964-1963</b>  |   | Pump Seal Kit; W/O Attached Reservoir.....                                |  | 8631 |
|                           | <b>6-CYL. 225 ENG.; V-8 318 ENG.; V-8 383 ENG.; V-8 426 ENG.</b>            |   | Pump Drive Shaft Seal Kit.....  |  | 8709 |
|                           |   | Pump Complete Rebuilding Kit; W/Chrysler P.S. Pump; W/Hex or Slotted End Shaft; ☆D..... | 7900  | <b>PREMIER</b>   |      |
|                           |   | Pump Complete Rebuilding Kit; W/Chrysler P.S. Pump; W/Plain End Shaft; ☆D.....          | 7899  | <b>1992-1990</b>   |      |
|                           |   | Pump Seal Kit; W/Chrysler P.S. Pump; W/Hex or Slotted End Shaft; ☆D.....                | 7898  | <b>V-6 3.0 L ENG.</b>  |      |
| BUSES                     |   | Pump Seal Kit; W/Chrysler P.S. Pump; W/Plain End Shaft; ☆D.....                         | Pump Complete Rebuilding Kit.....   |  | 8630 |
|                           |   | Pump Drive Shaft Seal Kit; W/Chrysler P.S. Pump; W/Plain End Shaft; ☆D.....             | Pump Seal Kit.....  |  | 8631 |
|                           |   | Stg. Gear Complete Rebuilding Kit.....  | Pump Drive Shaft Seal Kit.....  |  | 8709 |
|                           |   | Stg. Gear Major Seal Kit.....   | Rack & Pinion Seal Kit.....   |  | 8753 |
|                           |   | Stg. Gear Input Shaft Seal Kit.....   | <b>1989-1988</b>  |  |      |
|                           |   | Stg. Gear Complete Pitman Shaft Seal Kit.....   | <b>4-CYL. 2.5 L ENG.</b>  |  |      |
|                           |   | Stg. Gear Lower Pitman Shaft Seal Kit.....  | Pump Complete Rebuilding Kit.....   |  | 8561 |
|                           |   | Control Valve Seal Kit.....   | Pump Seal Kit.....  |  | 8554 |
|                           | <b>400</b>  |   | Pump Drive Shaft Seal Kit.....  |  | 8712 |
|                           | <b>1988-1987</b>  |   | Rack & Pinion Seal Kit.....   |  | 8753 |
| HOSE NUMERICAL            | <b>4-CYL. 2.2 L ENG.; 4-CYL. 2.5 L ENG.</b>                                 |   | <b>V-6 3.0 L ENG.</b>   |  |      |
|                           |   | Pump Complete Rebuilding Kit.....   | Pump Complete Rebuilding Kit.....   |  | 8630 |
|                           |   |   | Pump Seal Kit.....  |  | 8631 |
|                           | <b>REPAIR KITS</b>  |   | Pump Drive Shaft Seal Kit.....  |  | 8709 |
|                           | <b>440</b>  |   | Rack & Pinion Seal Kit.....   |  | 8753 |
|                           | <b>1964-1963</b>  |   | <b>1989-1988</b>  |  |      |
|                           | <b>6-CYL. 225 ENG.; V-8 318 ENG.; V-8 383 ENG.; V-8 426 ENG.</b>            |   | <b>4-CYL. 2.5 L ENG.</b>  |  |      |
|                           |   | Pump Complete Rebuilding Kit; W/Chrysler P.S. Pump; W/Hex or Slotted End Shaft; ☆D..... | Pump Complete Rebuilding Kit.....   |  | 8561 |
|                           |   | Pump Complete Rebuilding Kit; W/Chrysler P.S. Pump; W/Plain End Shaft; ☆D.....          | Pump Seal Kit.....  |  | 8554 |
|                           |   | Pump Seal Kit; W/Chrysler P.S. Pump; W/Plain End Shaft; ☆D.....                         | Pump Drive Shaft Seal Kit.....  |  | 8712 |
|                           | Pump Drive Shaft Seal Kit; W/Chrysler P.S. Pump; W/Plain End Shaft; ☆D..... | Rack & Pinion Seal Kit.....   |   | 8753   |      |
| KIT NUMERICAL             |   | Stg. Gear Complete Rebuilding Kit.....  | <b>V-6 3.0 L ENG.</b>   |  |      |
|                           |   | Stg. Gear Major Seal Kit.....   | Pump Complete Rebuilding Kit.....   |  | 8630 |
|                           |   | Stg. Gear Input Shaft Seal Kit.....   | Pump Seal Kit.....  |  | 8631 |
|                           |   | Stg. Gear Complete Pitman Shaft Seal Kit.....   | Pump Drive Shaft Seal Kit.....  |  | 8709 |
|                           |   | Stg. Gear Lower Pitman Shaft Seal Kit.....  | Rack & Pinion Seal Kit.....   |  | 8753 |
|                           |   | Control Valve Seal Kit.....   | <b>1989-1988</b>  |  |      |
|                           | <b>400</b>  |   | <b>4-CYL. 2.5 L ENG.</b>  |  |      |
|                           | <b>1988-1987</b>  |   | Pump Complete Rebuilding Kit.....   |  | 8561 |
|                           |   | Pump Complete Rebuilding Kit.....   | Pump Seal Kit.....  |  | 8554 |
|                           |   |   | Pump Drive Shaft Seal Kit.....  |  | 8712 |
| ILLUSTRATIONS             |   |   | Rack & Pinion Seal Kit.....   |  | 8753 |
|                           | <b>4-CYL. 2.2 L ENG.; 4-CYL. 2.5 L ENG.</b>                                 |   | <b>V-6 3.0 L ENG.</b>   |  |      |
|                           |   | Pump Complete Rebuilding Kit.....   | Pump Complete Rebuilding Kit.....   |  | 8630 |
|                           |   |   | Pump Seal Kit.....  |  | 8631 |
|                           | <b>REPAIR KITS</b>  |   | Pump Drive Shaft Seal Kit.....  |  | 8709 |
|                           | <b>440</b>  |   | Rack & Pinion Seal Kit.....   |  | 8753 |
|                           | <b>1964-1963</b>  |   | <b>1989-1988</b>  |  |      |
|                           | <b>6-CYL. 225 ENG.; V-8 318 ENG.; V-8 383 ENG.; V-8 426 ENG.</b>            |   | <b>4-CYL. 2.5 L ENG.</b>  |  |      |
|                           |   | Pump Complete Rebuilding Kit; W/Chrysler P.S. Pump; W/Hex or Slotted End Shaft; ☆D..... | Pump Complete Rebuilding Kit.....   |  | 8561 |
|                           |   | Pump Complete Rebuilding Kit; W/Chrysler P.S. Pump; W/Plain End Shaft; ☆D.....          | Pump Seal Kit.....  |  | 8554 |
|                           | Pump Seal Kit; W/Chrysler P.S. Pump; W/Plain End Shaft; ☆D.....             | Pump Drive Shaft Seal Kit.....  |   | 8712   |      |
|                           | Pump Drive Shaft Seal Kit; W/Chrysler P.S. Pump; W/Plain End Shaft; ☆D..... | Rack & Pinion Seal Kit.....   |   | 8753   |      |

☆ See Pages A14 - A15 For Pump or Gear Identification.

⊗ Packaged one bushing per box, order as required.

# Power Steering Repair Kits for Passenger Cars and Light Trucks

| Application  | Kit No. | Application   | Kit No. |
|--|---------|---|---------|
| <b>EAGLE - Continued</b>                                       |         | <b>EAGLE - Continued</b>  |         |
| <b>PREMIER - Continued</b>                                     |         | <b>VISTA - Continued</b>  |         |
| <b>1989-1988 - Continued</b>                                   |         | <b>1991</b>   |         |
| <b>V-6 3.0 L ENG. - Continued</b>                              |         | <b>4-CYL. 1.5 L ENG. (CANADA); 4-CYL. 2.0 L ENG. (CANADA)</b>                             |         |
| Pump Drive Shaft Seal Kit.....                                 | 8709    | Pump Seal Kit.....  | 8825    |
| Rack & Pinion Seal Kit.....                                    | 8753    | Rack & Pinion Seal Kit.....   | 8662    |
| <b>SUMMIT</b>  |         | <b>1990-1989</b>  |         |
| <b>1995-1993</b>   |         | <b>4-CYL. 1.5 L ENG. (CANADA); 4-CYL. 1.6 L ENG. (CANADA); 4-CYL. 2.0 L ENG. (CANADA)</b> |         |
| 4-CYL. 1.5 L ENG.; 4-CYL. 1.8 L ENG.; 4-CYL. 2.4 L ENG.        |         | Pump Seal Kit.....  | 8825    |
| Pump Seal Kit; Exc. Wagon.....                                 | 8720    | Rack & Pinion Seal Kit.....   | 8662    |
| Pump Seal Kit; Wagon.....                                      | 8721    | <b>2000 GTX</b>   |         |
| <b>1992</b>  |         | <b>1993-1991</b>  |         |
| <b>4-CYL. 1.5 L ENG.; 4-CYL. 1.8 L ENG.; 4-CYL. 2.4 L ENG.</b> |         | <b>4-CYL. 2.0 L ENG. (CANADA)</b>   |         |
| Pump Seal Kit; Exc. Wagon; Jul. & Newer.....                   | 8720    | Pump Seal Kit.....  | 8721    |
| Pump Seal Kit; Exc. Wagon; Jun. & Older.....                   | 8721    | Rack & Pinion Seal Kit; W/2WD; W/DOHC Eng.....  | 8656    |
| Pump Seal Kit; Wagon.....                                      | 8721    | Rack & Pinion Seal Kit; W/2WD; W/SOHC Eng.....  | 8655    |
| Rack & Pinion Seal Kit.....                                    | 8662    | Rack & Pinion Seal Kit; W/AWD; W/Auto. Trans.....   | 8655    |
| <b>1991</b>  |         | Rack & Pinion Seal Kit; W/AWD; W/Man. Trans.....  | 8691    |
| <b>4-CYL. 1.5 L ENG.</b>                                       |         | <b>EDSEL</b>  |         |
| Pump Seal Kit.....   | 8722    | <b>BERMUDA</b>  |         |
| Rack & Pinion Seal Kit.....                                    | 8662    | <b>1958</b>   |         |
| <b>1990-1989</b>   |         | <b>V-8 361 ENG.</b>   |         |
| <b>4-CYL. 1.5 L ENG.; 4-CYL. 1.6 L ENG.</b>                    |         | Pump Seal Kit; W/Belt Drive P.S.....  |         |
| Pump Seal Kit.....   | 8722    | Pump Drive Shaft Seal Kit; W/Belt Drive P.S.....  |         |
| Rack & Pinion Seal Kit.....                                    | 8662    | Power Cyl. Complete Rebuilding Kit.....   |         |
| <b>TALON</b>   |         | Power Cyl. Piston Rod Seal Kit.....   |         |
| <b>1995</b>  |         | <b>7168</b>   |         |
| <b>4-CYL. 2.0 L ENG.</b>                                       |         | <b>8713</b>   |         |
| Pump Seal Kit; W/O Turbo.....                                  | 8798    | <b>7875</b>   |         |
| Pump Seal Kit; W/Turbo.....                                    | 8824    | <b>7877</b>   |         |
| Rack & Pinion Seal Kit.....                                    | 8870    | <b>CITATION</b>   |         |
| <b>1994-1993</b>   |         | <b>1958</b>   |         |
| <b>4-CYL. 1.8 L ENG.; 4-CYL. 2.0 L ENG.</b>                    |         | <b>V-8 410 ENG.</b>   |         |
| Pump Seal Kit.....   | 8721    | Pump Seal Kit; W/Belt Drive P.S.....  |         |
| Rack & Pinion Seal Kit.....                                    | 8691    | Pump Drive Shaft Seal Kit; W/Belt Drive P.S.....  |         |
| <b>1992</b>  |         | Power Cyl. Complete Rebuilding Kit.....   |         |
| <b>4-CYL. 2.0 L ENG.</b>                                       |         | Power Cyl. Piston Rod Seal Kit.....   |         |
| Pump Seal Kit.....   | 8721    | <b>7168</b>   |         |
| Rack & Pinion Seal Kit.....                                    | 8691    | <b>8713</b>   |         |
| <b>1991</b>  |         | <b>7875</b>   |         |
| <b>4-CYL. 2.0 L ENG.</b>                                       |         | <b>7877</b>   |         |
| Pump Seal Kit.....   | 8721    | <b>CORSAIR</b>  |         |
| Rack & Pinion Seal Kit.....                                    | 8655    | <b>1959</b>   |         |
| <b>1990</b>  |         | <b>V-8 332 ENG.</b>   |         |
| <b>4-CYL. 2.0 L ENG.</b>                                       |         | Pump Seal Kit.....  |         |
| Pump Seal Kit; W/2-Piece Pump Housing.....                     | 8721    | Pump Drive Shaft Seal Kit.....  |         |
| Pump Seal Kit; W/3-Piece Pump Housing.....                     | 8722    | Power Cyl. Complete Rebuilding Kit.....   |         |
| Rack & Pinion Seal Kit.....                                    | 8656    | Power Cyl. Piston Rod Seal Kit.....   |         |
| <b>VISION</b>  |         | <b>7168</b>   |         |
| <b>1995</b>  |         | <b>8713</b>   |         |
| <b>V-6 3.3 L ENG.; V-6 3.5 L ENG.</b>                          |         | <b>7875</b>   |         |
| Pump Seal Kit.....   | 8624    | <b>7877</b>   |         |
| Pump Drive Shaft Seal Kit.....                                 | 8709    | <b>PACER</b>  |         |
| Rack & Pinion Seal Kit.....                                    | 8728    | <b>1958</b>   |         |
| <b>1994-1993</b>   |         | <b>V-8 361 ENG.</b>   |         |
| <b>V-6 3.3 L ENG.; V-6 3.5 L ENG.</b>                          |         | Pump Seal Kit; W/Belt Drive P.S.....  |         |
| Pump Complete Rebuilding Kit.....                              | 8561    | Pump Drive Shaft Seal Kit; W/Belt Drive P.S.....  |         |
| Pump Seal Kit.....   | 8554    | Power Cyl. Complete Rebuilding Kit.....   |         |
| Pump Drive Shaft Seal Kit.....                                 | 8712    | Power Cyl. Piston Rod Seal Kit.....   |         |
| Rack & Pinion Seal Kit.....                                    | 8728    | <b>7168</b>   |         |
| <b>VISTA</b>   |         | <b>8713</b>   |         |
| <b>1992</b>  |         | <b>7875</b>   |         |
| <b>4-CYL. 1.5 L ENG. (CANADA)</b>                              |         | <b>7877</b>   |         |
| Pump Seal Kit.....   | 8721    | <b>RANGER</b>   |         |
| Rack & Pinion Seal Kit.....                                    | 8662    | <b>1960</b>   |         |
|  |         | <b>6-CYL. 223 ENG.; V-8 292 ENG.; V-8 352 ENG.</b>  |         |
|  |         | Pump Seal Kit.....  |         |
|  |         | Pump Drive Shaft Seal Kit.....  |         |
|  |         | Power Cyl. Complete Rebuilding Kit.....   |         |
|  |         | Power Cyl. Piston Rod Seal Kit.....   |         |
|  |         | <b>7168</b>   |         |
|  |         | <b>8713</b>   |         |
|  |         | <b>7875</b>   |         |
|  |         | <b>7877</b>   |         |
|  |         | <b>1959</b>   |         |
|  |         | <b>6-CYL. 223 ENG.; V-8 292 ENG.; V-8 332 ENG.; V-8 361 ENG.</b>                          |         |
|  |         | Pump Seal Kit.....  |         |
|  |         | Pump Drive Shaft Seal Kit.....  |         |
|  |         | Power Cyl. Complete Rebuilding Kit.....   |         |
|  |         | Power Cyl. Piston Rod Seal Kit.....   |         |
|  |         | <b>7168</b>   |         |
|  |         | <b>8713</b>   |         |
|  |         | <b>7875</b>   |         |
|  |         | <b>7877</b>   |         |

☆ See Pages A14 - A15 For Pump or Gear Identification.

☉ Packaged one bushing per box, order as required.

**SYSTEM PUMP & GEAR IDENT.**

**SYSTEM & COMPONENT IDENT.**

**PASS. CARS**

**LIGHT TRUCKS**

**MEDIUM/HEAVY TRUCKS**

**BUSES**

**HOSE NUMERICAL**

**REPAIR KITS**

**KIT NUMERICAL**

**ILLUSTRATIONS**





# Power Steering Repair Kits for Passenger Cars and Light Trucks

| Application  | Kit No. | Application   | Kit No. |
|--|---------|---|---------|
| <b>FORD - Continued</b>  |         | <b>FORD - Continued</b>   |         |
| <b>BRONCO - Continued</b>  |         | <b>COUNTRY SEDAN - Continued</b>  |         |
| <b>1983-1980 - Continued</b>   |         | <b>1973 - Continued</b>   |         |
| <b>6-CYL. 4.9 L ENG.; V-8 5.0 L ENG.; V-8 5.8 L ENG. - Continued</b> |         | <b>V-8 351 ENG.; V-8 400 ENG.; V-8 429 ENG.; V-8 460 ENG. - Continued</b>   |         |
| Stg. Gear Input Shaft Seal Kit.....                                  | 8520    | Stg. Gear Complete Rebuilding Kit.....                                      | 8509    |
| Stg. Gear Complete Pitman Shaft Seal Kit.....                        | 8778    | Stg. Gear Major Seal Kit.....   | 7642    |
| Stg. Gear Lower Pitman Shaft Seal Kit.....                           | 8779    | Stg. Gear Input Shaft Seal Kit.....   | 8520    |
| <b>1979-1978</b>   |         | Stg. Gear Complete Pitman Shaft Seal Kit.....                               | 8768    |
| <b>V-8 351 ENG.; V-8 400 ENG.</b>                                    |         | Stg. Gear Lower Pitman Shaft Seal Kit.....                                  | 8515    |
| Pump Complete Rebuilding Kit.....                                    | 8527    | <b>1972</b>   |         |
| Pump Seal Kit.....   | 8526    | <b>V-8 302 ENG.; V-8 351 ENG.; V-8 400 ENG.; V-8 429 ENG.</b>               |         |
| Pump Drive Shaft Seal Kit.....                                       | 8711    | Pump Complete Rebuilding Kit.....   | 8500    |
| Stg. Gear Complete Rebuilding Kit.....                               | 8540    | Pump Seal Kit.....  | 8501    |
| Stg. Gear Major Seal Kit.....  | 8532    | Pump Drive Shaft Seal Kit.....  | 8711    |
| Stg. Gear Input Shaft Seal Kit.....                                  | 8520    | Stg. Gear Complete Rebuilding Kit.....                                      | 8509    |
| Stg. Gear Complete Pitman Shaft Seal Kit.....                        | 8769    | Stg. Gear Major Seal Kit.....   | 7642    |
| Stg. Gear Lower Pitman Shaft Seal Kit.....                           | 8531    | Stg. Gear Input Shaft Seal Kit.....   | 8520    |
| <b>1977-1975</b>   |         | Stg. Gear Complete Pitman Shaft Seal Kit.....                               | 8768    |
| <b>V-8 302 ENG.</b>  |         | Stg. Gear Lower Pitman Shaft Seal Kit.....                                  | 8515    |
| Pump Complete Rebuilding Kit.....                                    | 8500    | <b>1971</b>   |         |
| Pump Seal Kit.....   | 8501    | <b>V-8 302 ENG.; V-8 351 ENG.; V-8 390 ENG.; V-8 400 ENG.; V-8 429 ENG.</b> |         |
| Pump Drive Shaft Seal Kit.....                                       | 8711    | Pump Complete Rebuilding Kit.....   | 8500    |
| Stg. Gear Complete Rebuilding Kit.....                               | 7858    | Pump Seal Kit.....  | 8501    |
| Stg. Gear Major Seal Kit.....  | 7860    | Pump Drive Shaft Seal Kit.....  | 8711    |
| Stg. Gear Input Shaft Seal Kit.....                                  | 7095    | Stg. Gear Complete Rebuilding Kit.....                                      | 8509    |
| Stg. Gear Complete Pitman Shaft Seal Kit.....                        | 8766    | Stg. Gear Major Seal Kit.....   | 7642    |
| Stg. Gear Lower Pitman Shaft Seal Kit.....                           | 7856    | Stg. Gear Input Shaft Seal Kit.....   | 8520    |
| <b>1974-1973</b>   |         | Stg. Gear Complete Pitman Shaft Seal Kit.....                               | 8768    |
| <b>6-CYL. 200 ENG.; V-8 302 ENG.</b>                                 |         | Stg. Gear Lower Pitman Shaft Seal Kit.....                                  | 8515    |
| Pump Complete Rebuilding Kit.....                                    | 8500    | <b>COUNTRY SQUIRE</b>   |         |
| Pump Seal Kit.....   | 8501    | <b>1991-1989</b>  |         |
| Pump Drive Shaft Seal Kit.....                                       | 8711    | <b>V-8 5.0 L ENG.</b>   |         |
| Stg. Gear Complete Rebuilding Kit.....                               | 7858    | Pump Complete Rebuilding Kit.....   | 8527    |
| Stg. Gear Major Seal Kit.....  | 7860    | Pump Seal Kit.....  | 8526    |
| Stg. Gear Input Shaft Seal Kit.....                                  | 7095    | Pump Drive Shaft Seal Kit.....  | 8711    |
| Stg. Gear Complete Pitman Shaft Seal Kit.....                        | 8766    | Stg. Gear Complete Rebuilding Kit.....                                      | 8896    |
| Stg. Gear Lower Pitman Shaft Seal Kit.....                           | 7856    | Stg. Gear Major Seal Kit.....   | 8897    |
| <b>1972</b>  |         | Stg. Gear Input Shaft Seal Kit.....   | 8520    |
| <b>6-CYL. 170 ENG.; V-8 302 ENG.</b>                                 |         | Stg. Gear Complete Pitman Shaft Seal Kit.....                               | 8778    |
| Pump Complete Rebuilding Kit.....                                    | 8500    | Stg. Gear Lower Pitman Shaft Seal Kit.....                                  | 8779    |
| Pump Seal Kit.....   | 8501    | <b>1988-1987</b>  |         |
| Pump Drive Shaft Seal Kit.....                                       | 8711    | <b>V-8 5.0 L ENG.; V-8 5.8 L ENG. (CANADA)</b>                              |         |
| Stg. Gear Complete Rebuilding Kit.....                               | 7858    | Pump Complete Rebuilding Kit.....   | 8527    |
| Stg. Gear Major Seal Kit.....  | 7860    | Pump Seal Kit.....  | 8526    |
| Stg. Gear Input Shaft Seal Kit.....                                  | 7095    | Pump Drive Shaft Seal Kit.....  | 8711    |
| Stg. Gear Complete Pitman Shaft Seal Kit.....                        | 8766    | Stg. Gear Complete Rebuilding Kit.....                                      | 8896    |
| Stg. Gear Lower Pitman Shaft Seal Kit.....                           | 7856    | Stg. Gear Major Seal Kit.....   | 8897    |
| <b>CONTOUR</b>   |         | Stg. Gear Input Shaft Seal Kit.....   | 8520    |
| <b>1995</b>  |         | Stg. Gear Complete Pitman Shaft Seal Kit.....                               | 8778    |
| <b>4-CYL. 2.0 L ENG.; V-6 2.5 L ENG.</b>                             |         | Stg. Gear Lower Pitman Shaft Seal Kit.....                                  | 8779    |
| Pump Seal Kit.....   | 8634    | <b>1974</b>   |         |
| Pump Drive Shaft Seal Kit.....                                       | 8635    | <b>V-8 351 ENG.; V-8 400 ENG.; V-8 460 ENG.</b>                             |         |
| Rack & Pinion Seal Kit.....  | 8811    | Pump Complete Rebuilding Kit; W/Ford P.S. Pump; ☆C.....                     | 8500    |
| <b>COUNTRY SEDAN</b>   |         | Pump Complete Rebuilding Kit; W/Saginaw P.S. Pump; ☆B.....                  | 7910    |
| <b>1974</b>  |         | Pump Seal Kit; W/Ford P.S. Pump; ☆C.....                                    | 8501    |
| <b>V-8 351 ENG.; V-8 400 ENG.; V-8 460 ENG.</b>                      |         | Pump Seal Kit; W/Saginaw P.S. Pump; ☆B.....                                 | 7918    |
| Pump Complete Rebuilding Kit; W/Ford P.S. Pump; ☆C.....              | 8500    | Pump Drive Shaft Seal Kit; W/Ford P.S. Pump; ☆C.....                        | 8711    |
| Pump Complete Rebuilding Kit; W/Saginaw P.S. Pump; ☆B.....           | 7910    | Pump Drive Shaft Seal Kit; W/Saginaw P.S. Pump; ☆B.....                     | 8709    |
| Pump Seal Kit; W/Ford P.S. Pump; ☆C.....                             | 8501    | Stg. Gear Complete Rebuilding Kit; W/O Tag SPA-AA.....                      | 8540    |
| Pump Seal Kit; W/Saginaw P.S. Pump; ☆B.....                          | 7918    | Stg. Gear Complete Rebuilding Kit; W/Tag SPA-AA.....                        | 8509    |
| Pump Drive Shaft Seal Kit; W/Ford P.S. Pump; ☆C.....                 | 8711    | Stg. Gear Major Seal Kit; W/O Tag SPA-AA.....                               | 8532    |
| Pump Drive Shaft Seal Kit; W/Saginaw P.S. Pump; ☆B.....              | 8709    | Stg. Gear Major Seal Kit; W/Tag SPA-AA.....                                 | 7642    |
| Stg. Gear Complete Rebuilding Kit; W/O Tag SPA-AA.....               | 8540    | Stg. Gear Input Shaft Seal Kit.....   | 8520    |
| Stg. Gear Complete Rebuilding Kit; W/Tag SPA-AA.....                 | 8509    | Stg. Gear Complete Pitman Shaft Seal Kit.....                               | 8769    |
| Stg. Gear Major Seal Kit; W/O Tag SPA-AA.....                        | 8532    | Stg. Gear Lower Pitman Shaft Seal Kit.....                                  | 8531    |
| Stg. Gear Major Seal Kit; W/Tag SPA-AA.....                          | 7642    | <b>1973</b>   |         |
| Stg. Gear Input Shaft Seal Kit.....                                  | 8520    | <b>V-8 351 ENG.; V-8 400 ENG.; V-8 429 ENG.; V-8 460 ENG.</b>               |         |
| Stg. Gear Complete Pitman Shaft Seal Kit.....                        | 8769    | Pump Complete Rebuilding Kit.....   | 8500    |
| Stg. Gear Lower Pitman Shaft Seal Kit.....                           | 8531    | Pump Seal Kit.....  | 8501    |
| <b>1973</b>  |         | Pump Drive Shaft Seal Kit.....  | 8711    |
| <b>V-8 351 ENG.; V-8 400 ENG.; V-8 429 ENG.; V-8 460 ENG.</b>        |         | Stg. Gear Complete Rebuilding Kit.....                                      | 8509    |
| Pump Complete Rebuilding Kit.....                                    | 8500    | Stg. Gear Major Seal Kit.....   | 7642    |
| Pump Seal Kit.....   | 8501    | Stg. Gear Input Shaft Seal Kit.....   | 8520    |
| Pump Drive Shaft Seal Kit.....                                       | 8711    | Stg. Gear Complete Pitman Shaft Seal Kit.....                               | 8768    |

☆ See Pages A14 - A15 For Pump or Gear Identification.

⊛ Packaged one bushing per box, order as required.

**SYSTEM PUMP & GEAR IDENT.**

**SYSTEM & COMPONENT IDENT.**

**PASS. CARS**

**LIGHT TRUCKS**

**MEDIUM/HEAVY TRUCKS**

**BUSES**

**HOSE NUMERICAL**

**REPAIR KITS**

**KIT NUMERICAL**

**ILLUSTRATIONS**

# Power Steering Repair Kits for Passenger Cars and Light Trucks

|  | Application  | Kit No. | Application   | Kit No.   |                                |      |      |
|--|--|---------|---|---|--------------------------------|------|------|
| SYSTEM PUMP & GEAR IDENT.  | <b>FORD - Continued</b>                                |         | <b>FORD - Continued</b>   |   |                                |      |      |
|  | <b>COUNTRY SQUIRE - Continued</b>                      |         | <b>CUSTOM - Continued</b>   |   |                                |      |      |
|  | <b>1973 - Continued</b>                                |         | <b>1969</b>   |   |                                |      |      |
|  | V-8 351 ENG.; V-8 400 ENG.; V-8 429 ENG.; V-8 460 ENG. |         | 6-CYL. 240 ENG.; V-8 302 ENG.; V-8 351 ENG.; V-8 390 ENG.; V-8 429 ENG. |   |                                |      |      |
|  | - Continued  |         |   |   |                                |      |      |
|  | Stg. Gear Lower Pitman Shaft Seal Kit.....             |         | 8515  | Pump Complete Rebuilding Kit.....   |                                | 8500 |      |
|  | <b>1972</b>  |         |   |   | Pump Seal Kit.....             |      | 8501 |
|  | V-8 302 ENG.; V-8 351 ENG.; V-8 400 ENG.; V-8 429 ENG. |         |   |   | Pump Drive Shaft Seal Kit..... |      | 8711 |
|  | Pump Complete Rebuilding Kit.....                      |         | 8500  | Stg. Gear Complete Rebuilding Kit; W/Ford Stg. Gear; ☆P.....                          |                                | 8509 |      |
|  | Pump Seal Kit.....                                     |         | 8501  | Stg. Gear Complete Rebuilding Kit; W/Saginaw Stg. Gear; ☆N.....                       |                                | 7858 |      |
| Pump Drive Shaft Seal Kit.....                                       |  | 8711    | Stg. Gear Major Seal Kit; W/Ford Stg. Gear; ☆P.....                     |   | 7642                           |      |      |
| Stg. Gear Complete Rebuilding Kit.....                               |  | 8509    | Stg. Gear Major Seal Kit; W/Saginaw Stg. Gear; ☆N.....                  |   | 7860                           |      |      |
| Stg. Gear Major Seal Kit.....  |  | 7642    | Stg. Gear Input Shaft Seal Kit; W/Ford Stg. Gear; ☆P.....               |   | 8520                           |      |      |
| Stg. Gear Input Shaft Seal Kit.....                                  |  | 8520    | Stg. Gear Input Shaft Seal Kit; W/Saginaw Stg. Gear; ☆N.....            |   | 7095                           |      |      |
| Stg. Gear Complete Pitman Shaft Seal Kit.....                        |  | 8768    | Stg. Gear Complete Pitman Shaft Seal Kit; W/Ford Stg. Gear; ☆P....      |   | 8768                           |      |      |
| Stg. Gear Lower Pitman Shaft Seal Kit.....                           |  | 8515    | Stg. Gear Complete Pitman Shaft Seal Kit; W/Saginaw Stg. Gear; ☆N.....  |   | 8766                           |      |      |
| <b>1971</b>  |  |         |   | Stg. Gear Lower Pitman Shaft Seal Kit; W/Ford Stg. Gear; ☆P.....                      |                                | 8515 |      |
| V-8 302 ENG.; V-8 351 ENG.; V-8 390 ENG.; V-8 400 ENG.; V-8 429 ENG. |  |         |   | Stg. Gear Lower Pitman Shaft Seal Kit; W/Saginaw Stg. Gear; ☆N....                    |                                | 7856 |      |
| Pump Complete Rebuilding Kit.....                                    |  | 8500    | <b>1968</b>   |   |                                |      |      |
| Pump Seal Kit.....   |  | 8501    | 6-CYL. 240 ENG.; V-8 302 ENG.; V-8 390 ENG.; V-8 428 ENG.               |   |                                |      |      |
| Pump Drive Shaft Seal Kit.....                                       |  | 8711    | Pump Complete Rebuilding Kit.....                                       |   | 8500                           |      |      |
| Stg. Gear Complete Rebuilding Kit.....                               |  | 8509    | Pump Seal Kit.....  |   | 8501                           |      |      |
| Stg. Gear Major Seal Kit.....  |  | 7642    | Pump Drive Shaft Seal Kit.....  |   | 8711                           |      |      |
| Stg. Gear Input Shaft Seal Kit.....                                  |  | 8520    | Stg. Gear Complete Rebuilding Kit; W/Ford Stg. Gear; ☆P.....            |   | 8509                           |      |      |
| Stg. Gear Complete Pitman Shaft Seal Kit.....                        |  | 8768    | Stg. Gear Complete Rebuilding Kit; W/Saginaw Stg. Gear; ☆N.....         |   | 7858                           |      |      |
| Stg. Gear Lower Pitman Shaft Seal Kit.....                           |  | 8515    | Stg. Gear Major Seal Kit; W/Ford Stg. Gear; ☆P.....                     |   | 7642                           |      |      |
|  |  |         |   | Stg. Gear Major Seal Kit; W/Saginaw Stg. Gear; ☆N.....                                |                                | 7860 |      |
|  |  |         |   | Stg. Gear Input Shaft Seal Kit; W/Ford Stg. Gear; ☆P.....                             |                                | 8520 |      |
|  |  |         |   | Stg. Gear Input Shaft Seal Kit; W/Saginaw Stg. Gear; ☆N.....                          |                                | 7095 |      |
|  |  |         |   | Stg. Gear Complete Pitman Shaft Seal Kit; W/Ford Stg. Gear; ☆P....                    |                                | 8768 |      |
|  |  |         |   | Stg. Gear Complete Pitman Shaft Seal Kit; W/Saginaw Stg. Gear; ☆N.....                |                                | 8766 |      |
|  |  |         |   | Stg. Gear Lower Pitman Shaft Seal Kit; W/Ford Stg. Gear; ☆P.....                      |                                | 8515 |      |
|  |  |         |   | Stg. Gear Lower Pitman Shaft Seal Kit; W/Saginaw Stg. Gear; ☆N....                    |                                | 7856 |      |
|  |  |         |   | <b>1967</b>   |                                |      |      |
|  |  |         |   | 6-CYL. 240 ENG.; V-8 289 ENG.; V-8 390 ENG.; V-8 427 ENG.; V-8 428 ENG.               |                                |      |      |
|  |  |         |   | Pump Complete Rebuilding Kit.....   |                                | 8500 |      |
|  |  |         |   | Pump Seal Kit.....  |                                | 8501 |      |
|  |  |         |   | Pump Drive Shaft Seal Kit.....  |                                | 8711 |      |
|  |  |         |   | Stg. Gear Complete Rebuilding Kit; W/Ford Stg. Gear; ☆P.....                          |                                | 8509 |      |
|  |  |         |   | Stg. Gear Complete Rebuilding Kit; W/Saginaw Stg. Gear; ☆N.....                       |                                | 7858 |      |
|  |  |         |   | Stg. Gear Major Seal Kit; W/Ford Stg. Gear; ☆P.....                                   |                                | 7642 |      |
|  |  |         |   | Stg. Gear Major Seal Kit; W/Saginaw Stg. Gear; ☆N.....                                |                                | 7860 |      |
|  |  |         |   | Stg. Gear Input Shaft Seal Kit; W/Ford Stg. Gear; ☆P.....                             |                                | 8520 |      |
|  |  |         |   | Stg. Gear Input Shaft Seal Kit; W/Saginaw Stg. Gear; ☆N.....                          |                                | 7095 |      |
|  |  |         |   | Stg. Gear Complete Pitman Shaft Seal Kit; W/Ford Stg. Gear; ☆P....                    |                                | 8768 |      |
|  |  |         |   | Stg. Gear Complete Pitman Shaft Seal Kit; W/Saginaw Stg. Gear; ☆N.....                |                                | 8766 |      |
|  |  |         |   | Stg. Gear Lower Pitman Shaft Seal Kit; W/Ford Stg. Gear; ☆P.....                      |                                | 8515 |      |
|  |  |         |   | Stg. Gear Lower Pitman Shaft Seal Kit; W/Saginaw Stg. Gear; ☆N....                    |                                | 7856 |      |
|  |  |         |   | <b>1966</b>   |                                |      |      |
|  |  |         |   | 6-CYL. 240 ENG.; V-8 289 ENG.; V-8 352 ENG.; V-8 390 ENG.; V-8 427 ENG.; V-8 428 ENG. |                                |      |      |
|  |  |         |   | Pump Complete Rebuilding Kit.....   |                                | 8500 |      |
|  |  |         |   | Pump Seal Kit.....  |                                | 8501 |      |
|  |  |         |   | Pump Drive Shaft Seal Kit.....  |                                | 8711 |      |
|  |  |         |   | Stg. Gear Complete Rebuilding Kit; W/Ford Stg. Gear; ☆P.....                          |                                | 8509 |      |
|  |  |         |   | Stg. Gear Complete Rebuilding Kit; W/Saginaw Stg. Gear; ☆N.....                       |                                | 7858 |      |
|  |  |         |   | Stg. Gear Major Seal Kit; W/Ford Stg. Gear; ☆P.....                                   |                                | 7642 |      |
|  |  |         |   | Stg. Gear Major Seal Kit; W/Saginaw Stg. Gear; ☆N.....                                |                                | 7860 |      |
|  |  |         |   | Stg. Gear Input Shaft Seal Kit; W/Ford Stg. Gear; ☆P.....                             |                                | 8520 |      |
|  |  |         |   | Stg. Gear Input Shaft Seal Kit; W/Saginaw Stg. Gear; ☆N.....                          |                                | 7095 |      |
|  |  |         |   | Stg. Gear Complete Pitman Shaft Seal Kit; W/Ford Stg. Gear; ☆P....                    |                                | 8768 |      |
|  |  |         |   | Stg. Gear Complete Pitman Shaft Seal Kit; W/Saginaw Stg. Gear; ☆N.....                |                                | 8766 |      |
|  |  |         |   | Stg. Gear Lower Pitman Shaft Seal Kit; W/Ford Stg. Gear; ☆P.....                      |                                | 8515 |      |
|  |  |         |   | Stg. Gear Lower Pitman Shaft Seal Kit; W/Saginaw Stg. Gear; ☆N....                    |                                | 7856 |      |
|  |  |         |   | <b>1965</b>   |                                |      |      |
|  |  |         |   | 6-CYL. 240 ENG.; V-8 289 ENG.; V-8 352 ENG.; V-8 390 ENG.; V-8 427 ENG.               |                                |      |      |
|  |  |         |   | Pump Complete Rebuilding Kit; W/Ford P.S. Pump; ☆C.....                               |                                | 8500 |      |
|  |  |         |   | Pump Seal Kit; W/Eaton P.S. Pump; ☆A.....   |                                | 7168 |      |
|  |  |         |   | Pump Seal Kit; W/Ford P.S. Pump; ☆C.....  |                                | 8501 |      |
|  |  |         |   | Pump Drive Shaft Seal Kit; W/Eaton P.S. Pump; ☆A.....                                 |                                | 8713 |      |
|  |  |         |   | Pump Drive Shaft Seal Kit; W/Ford P.S. Pump; ☆C.....                                  |                                | 8711 |      |
|  |  |         |   | Stg. Gear Complete Rebuilding Kit; W/Ford Stg. Gear; ☆P.....                          |                                | 8509 |      |

☆ See Pages A14 - A15 For Pump or Gear Identification.

⊗ Packaged one bushing per box, order as required.

# Power Steering Repair Kits for Passenger Cars and Light Trucks

| Application   | Kit No. | Application   | Kit No. |
|---|---------|---|---------|
| <b>FORD - Continued</b>   |         | <b>FORD - Continued</b>   |         |
| <b>CUSTOM - Continued</b>   |         | <b>CUSTOM 500 - Continued</b>                                     |         |
| <b>1965 - Continued</b>   |         | <b>1977 - Continued</b>   |         |
| <b>6-CYL. 240 ENG.; V-8 289 ENG.; V-8 352 ENG.; V-8 390 ENG.;</b>                                 |         | <b>V-8 351 ENG.; V-8 400 ENG. - Continued</b>                     |         |
| <b>V-8 427 ENG. - Continued</b>   |         |   |         |
| Stg. Gear Complete Rebuilding Kit; W/Saginaw Stg. Gear; ☆N.....                                   | 7858    | Stg. Gear Major Seal Kit.....                                     | 8532    |
| Stg. Gear Major Seal Kit; W/Ford Stg. Gear; ☆P.....   | 7642    | Stg. Gear Input Shaft Seal Kit.....                               | 8520    |
| Stg. Gear Major Seal Kit; W/Saginaw Stg. Gear; ☆N.....  | 7860    | Stg. Gear Complete Pitman Shaft Seal Kit.....                     | 8769    |
| Stg. Gear Input Shaft Seal Kit; W/Ford Stg. Gear; ☆P.....   | 8520    | Stg. Gear Lower Pitman Shaft Seal Kit.....                        | 8531    |
| Stg. Gear Input Shaft Seal Kit; W/Saginaw Stg. Gear; ☆N.....                                      | 7095    |   |         |
| Stg. Gear Complete Pitman Shaft Seal Kit; W/Ford Stg. Gear; ☆P.....                               | 8768    |   |         |
| Stg. Gear Complete Pitman Shaft Seal Kit; W/Saginaw Stg. Gear; ☆N.....                            | 8766    |   |         |
| Stg. Gear Lower Pitman Shaft Seal Kit; W/Ford Stg. Gear; ☆P.....                                  | 8515    |   |         |
| Stg. Gear Lower Pitman Shaft Seal Kit; W/Saginaw Stg. Gear; ☆N.....                               | 7856    |   |         |
| <b>1964</b>   |         | <b>1976-1975</b>  |         |
| <b>6-CYL. 223 ENG.; V-8 289 ENG.; V-8 352 ENG.; V-8 390 ENG.;</b>                                 |         | <b>V-8 351 ENG.; V-8 400 ENG.; V-8 460 ENG.</b>                   |         |
| <b>V-8 427 ENG.</b>   |         |   |         |
| Pump Seal Kit.....  | 7168    | Pump Complete Rebuilding Kit; W/Ford P.S. Pump; ☆C.....           | 8500    |
| Pump Drive Shaft Seal Kit.....  | 8713    | Pump Complete Rebuilding Kit; W/Saginaw P.S. Pump; ☆B.....        | 7910    |
| Control Valve Complete Rebuilding Kit.....  | 7885    | Pump Seal Kit; W/Ford P.S. Pump; ☆C.....                          | 8501    |
| Control Valve Seal Kit.....   | 7889    | Pump Seal Kit; W/Saginaw P.S. Pump; ☆B.....                       | 7918    |
| Power Cyl. Complete Rebuilding Kit.....   | 7875    | Pump Drive Shaft Seal Kit; W/Ford P.S. Pump; ☆C.....              | 8711    |
| Power Cyl. Piston Rod Seal Kit.....   | 7877    | Pump Drive Shaft Seal Kit; W/Saginaw P.S. Pump; ☆B.....           | 8709    |
|   |         | Stg. Gear Complete Rebuilding Kit.....                            | 8540    |
|   |         | Stg. Gear Major Seal Kit.....                                     | 8532    |
|   |         | Stg. Gear Input Shaft Seal Kit.....                               | 8520    |
|   |         | Stg. Gear Complete Pitman Shaft Seal Kit.....                     | 8769    |
|   |         | Stg. Gear Lower Pitman Shaft Seal Kit.....                        | 8531    |
| <b>1959-1958</b>  |         | <b>1974</b>   |         |
| <b>6-CYL. 223 ENG.; V-8 292 ENG.; V-8 332 ENG.; V-8 352 ENG.</b>                                  |         | <b>V-8 351 ENG.; V-8 400 ENG.; V-8 460 ENG.</b>                   |         |
| Pump Seal Kit.....  | 7168    | Pump Complete Rebuilding Kit; W/Ford P.S. Pump; ☆C.....           | 8500    |
| Pump Drive Shaft Seal Kit.....  | 8713    | Pump Complete Rebuilding Kit; W/Saginaw P.S. Pump; ☆B.....        | 7910    |
| Power Cyl. Complete Rebuilding Kit.....   | 7875    | Pump Seal Kit; W/Ford P.S. Pump; ☆C.....                          | 8501    |
| Power Cyl. Piston Rod Seal Kit.....   | 7877    | Pump Seal Kit; W/Saginaw P.S. Pump; ☆B.....                       | 7918    |
|   |         | Pump Drive Shaft Seal Kit; W/Ford P.S. Pump; ☆C.....              | 8711    |
|   |         | Pump Drive Shaft Seal Kit; W/Saginaw P.S. Pump; ☆B.....           | 8709    |
|   |         | Stg. Gear Complete Rebuilding Kit; W/O Tag SPA-AA.....            | 8540    |
|   |         | Stg. Gear Complete Rebuilding Kit; W/Tag SPA-AA.....              | 8509    |
|   |         | Stg. Gear Major Seal Kit; W/O Tag SPA-AA.....                     | 8532    |
|   |         | Stg. Gear Major Seal Kit; W/Tag SPA-AA.....                       | 7642    |
|   |         | Stg. Gear Input Shaft Seal Kit.....                               | 8520    |
|   |         | Stg. Gear Complete Pitman Shaft Seal Kit.....                     | 8769    |
|   |         | Stg. Gear Lower Pitman Shaft Seal Kit.....                        | 8531    |
| <b>1957</b>   |         | <b>1973</b>   |         |
| <b>6-CYL. 223 ENG.; V-8 272 ENG.; V-8 292 ENG.</b>  |         | <b>V-8 351 ENG.; V-8 400 ENG.; V-8 429 ENG.; V-8 460 ENG.</b>     |         |
| Pump Seal Kit.....  | 7168    | Pump Complete Rebuilding Kit.....                                 | 8500    |
| Pump Drive Shaft Seal Kit.....  | 8713    | Pump Seal Kit.....  | 8501    |
| Power Cyl. Complete Rebuilding Kit.....   | 7875    | Pump Drive Shaft Seal Kit.....                                    | 8711    |
| Power Cyl. Piston Rod Seal Kit.....   | 7877    | Stg. Gear Complete Rebuilding Kit.....                            | 8509    |
|   |         | Stg. Gear Major Seal Kit.....                                     | 7642    |
|   |         | Stg. Gear Input Shaft Seal Kit.....                               | 8520    |
|   |         | Stg. Gear Complete Pitman Shaft Seal Kit.....                     | 8768    |
|   |         | Stg. Gear Lower Pitman Shaft Seal Kit.....                        | 8515    |
| <b>CUSTOM 500</b>   |         | <b>1972</b>   |         |
| <b>1979</b>   |         | <b>6-CYL. 240 ENG.; V-8 302 ENG.; V-8 351 ENG.; V-8 400 ENG.;</b> |         |
| <b>V-8 302 (CANADA) ENG.; V-8 351 (CANADA) ENG.</b>   |         | <b>V-8 429 ENG.</b>   |         |
| Pump Complete Rebuilding Kit.....   | 8527    | Pump Complete Rebuilding Kit.....                                 | 8500    |
| Pump Seal Kit.....  | 8526    | Pump Seal Kit.....  | 8501    |
| Pump Drive Shaft Seal Kit.....  | 8711    | Pump Drive Shaft Seal Kit.....                                    | 8711    |
| Stg. Gear Complete Rebuilding Kit; W/Ford Stg. Gear; ☆P.....                                      | 8896    | Stg. Gear Complete Rebuilding Kit.....                            | 8509    |
| Stg. Gear Complete Rebuilding Kit; W/Saginaw Stg. Gear; ☆N.....                                   | 7858    | Stg. Gear Major Seal Kit.....                                     | 7642    |
| Stg. Gear Major Seal Kit; W/Ford Stg. Gear; ☆P.....   | 8897    | Stg. Gear Input Shaft Seal Kit.....                               | 8520    |
| Stg. Gear Major Seal Kit; W/Saginaw Stg. Gear; ☆N.....  | 7860    | Stg. Gear Complete Pitman Shaft Seal Kit.....                     | 8768    |
| Stg. Gear Input Shaft Seal Kit; W/Ford Stg. Gear; ☆P.....   | 8520    | Stg. Gear Lower Pitman Shaft Seal Kit.....                        | 8515    |
| Stg. Gear Input Shaft Seal Kit; W/Saginaw Stg. Gear; ☆N.....                                      | 7095    |   |         |
| Stg. Gear Complete Pitman Shaft Seal Kit; W/Ford Stg. Gear; ☆P.....                               | 8778    |   |         |
| Stg. Gear Complete Pitman Shaft Seal Kit; W/Saginaw Stg. Gear; ☆N.....                            | 8766    |   |         |
| Stg. Gear Lower Pitman Shaft Seal Kit; W/Ford Stg. Gear; ☆P.....                                  | 8779    |   |         |
| Stg. Gear Lower Pitman Shaft Seal Kit; W/Saginaw Stg. Gear; ☆N.....                               | 7856    |   |         |
| <b>1978</b>   |         | <b>1971</b>   |         |
| <b>V-8 302 (CANADA) ENG.; V-8 351 (CANADA) ENG.; V-8 400 (CANADA) ENG.; V-8 460 (CANADA) ENG.</b> |         | <b>6-CYL. 240 ENG.; V-8 302 ENG.; V-8 351 ENG.; V-8 390 ENG.;</b> |         |
| Pump Complete Rebuilding Kit; W/Ford P.S. Pump; ☆C.....   | 8527    | <b>V-8 400 ENG.; V-8 429 ENG.</b>                                 |         |
| Pump Complete Rebuilding Kit; W/Saginaw P.S. Pump; ☆B.....  | 7910    | Pump Complete Rebuilding Kit.....                                 | 8500    |
| Pump Seal Kit; W/Ford P.S. Pump; ☆C.....  | 8526    | Pump Seal Kit.....  | 8501    |
| Pump Seal Kit; W/Saginaw P.S. Pump; ☆B.....   | 7918    | Pump Drive Shaft Seal Kit.....                                    | 8711    |
| Pump Drive Shaft Seal Kit; W/Ford P.S. Pump; ☆C.....  | 8711    | Stg. Gear Complete Rebuilding Kit.....                            | 8509    |
| Pump Drive Shaft Seal Kit; W/Saginaw P.S. Pump; ☆B.....   | 8709    | Stg. Gear Major Seal Kit.....                                     | 7642    |
| Stg. Gear Complete Rebuilding Kit.....  | 8896    | Stg. Gear Input Shaft Seal Kit.....                               | 8520    |
| Stg. Gear Major Seal Kit.....   | 8897    | Stg. Gear Complete Pitman Shaft Seal Kit.....                     | 8768    |
| Stg. Gear Input Shaft Seal Kit.....   | 8520    | Stg. Gear Lower Pitman Shaft Seal Kit.....                        | 8515    |
| Stg. Gear Complete Pitman Shaft Seal Kit.....   | 8778    |   |         |
| Stg. Gear Lower Pitman Shaft Seal Kit.....  | 8779    |   |         |
| <b>1977</b>   |         | <b>1970</b>   |         |
| <b>V-8 351 ENG.; V-8 400 ENG.</b>   |         | <b>6-CYL. 240 ENG.; V-8 302 ENG.; V-8 351 ENG.; V-8 390 ENG.;</b> |         |
| Pump Complete Rebuilding Kit; W/Ford P.S. Pump; ☆C.....   | 8500    | <b>V-8 400 ENG.; V-8 429 ENG.</b>                                 |         |
| Pump Complete Rebuilding Kit; W/Saginaw P.S. Pump; ☆B.....  | 7910    | Pump Complete Rebuilding Kit.....                                 | 8500    |
| Pump Seal Kit; W/Ford P.S. Pump; ☆C.....  | 8501    | Pump Seal Kit.....  | 8501    |
| Pump Seal Kit; W/Saginaw P.S. Pump; ☆B.....   | 7918    | Pump Drive Shaft Seal Kit.....                                    | 8711    |
| Pump Drive Shaft Seal Kit; W/Ford P.S. Pump; ☆C.....  | 8711    | Stg. Gear Complete Rebuilding Kit.....                            | 8509    |
| Pump Drive Shaft Seal Kit; W/Saginaw P.S. Pump; ☆B.....   | 8709    | Stg. Gear Major Seal Kit.....                                     | 7642    |
| Stg. Gear Complete Rebuilding Kit.....  | 8896    | Stg. Gear Input Shaft Seal Kit.....                               | 8520    |
| Stg. Gear Major Seal Kit.....   | 8897    | Stg. Gear Complete Pitman Shaft Seal Kit.....                     | 8768    |
| Stg. Gear Input Shaft Seal Kit.....   | 8520    | Stg. Gear Lower Pitman Shaft Seal Kit.....                        | 8515    |
| Stg. Gear Complete Pitman Shaft Seal Kit.....   | 8778    |   |         |
| Stg. Gear Lower Pitman Shaft Seal Kit.....  | 8779    |   |         |
| <b>1976</b>   |         | <b>E SERIES VAN</b>   |         |
| <b>V-8 351 ENG.; V-8 400 ENG.</b>   |         | <b>1995-1992</b>  |         |
| Pump Complete Rebuilding Kit; W/Ford P.S. Pump; ☆C.....   | 8500    | <b>6-CYL. 4.9 L ENG.; V-8 5.0 L ENG.; V-8 5.8 L ENG.</b>          |         |
| Pump Complete Rebuilding Kit; W/Saginaw P.S. Pump; ☆B.....  | 7910    | Pump Complete Rebuilding Kit; W/Ford P.S. Pump; ☆C.....           | 8527    |
| Pump Seal Kit; W/Ford P.S. Pump; ☆C.....  | 8501    | Pump Complete Rebuilding Kit; W/Saginaw P.S. Pump; ☆B.....        | 7910    |
| Pump Seal Kit; W/Saginaw P.S. Pump; ☆B.....   | 7918    | Pump Seal Kit; W/Ford P.S. Pump; ☆C.....                          | 8526    |
| Pump Drive Shaft Seal Kit; W/Ford P.S. Pump; ☆C.....  | 8711    | Pump Seal Kit; W/Saginaw P.S. Pump; ☆B.....                       | 7918    |
| Pump Drive Shaft Seal Kit; W/Saginaw P.S. Pump; ☆B.....   | 8709    | Pump Drive Shaft Seal Kit; W/Ford P.S. Pump; ☆C.....              | 8711    |
| Stg. Gear Complete Rebuilding Kit.....  | 8896    |   |         |
| Stg. Gear Major Seal Kit.....   | 8897    |   |         |
| Stg. Gear Input Shaft Seal Kit.....   | 8520    |   |         |
| Stg. Gear Complete Pitman Shaft Seal Kit.....   | 8778    |   |         |
| Stg. Gear Lower Pitman Shaft Seal Kit.....  | 8779    |   |         |

☆ See Pages A14 - A15 For Pump or Gear Identification.

⊛ Packaged one bushing per box, order as required.

**SYSTEM PUMP & GEAR IDENT.**

**SYSTEM & COMPONENT IDENT.**

**PASS. CARS**

**LIGHT TRUCKS**

**MEDIUM/HEAVY TRUCKS**

**BUSES**

**HOSE NUMERICAL**

**REPAIR KITS**

**KIT NUMERICAL**

**ILLUSTRATIONS**



# Power Steering Repair Kits for Passenger Cars and Light Trucks

|  | Application   | Kit No.  | Application   | Kit No.  |      |
|--|---|--|---|--|------|
| <b>SYSTEM PUMP &amp; GEAR IDENT.</b>       | <b>FORD - Continued</b>   |  | <b>FORD - Continued</b>   |  |      |
|  | <b>E SERIES VAN - Continued</b>   |  | <b>E SERIES VAN - Continued</b>   |  |      |
|  | <b>1995-1992 - Continued</b>  |  | <b>1987-1983 - Continued</b>  |  |      |
|  | <b>6-CYL. 4.9 L ENG.; V-8 5.0 L ENG.; V-8 5.8 L ENG. - Continued</b>  |  | <b>6-CYL. 4.9 L ENG.; V-8 5.0 L ENG.; V-8 5.8 L ENG.; V-8 6.9 L DIESEL ENG.; V-8 7.5 L ENG. - Continued</b> |  |      |
|  |   | Pump Drive Shaft Seal Kit; W/Saginaw P.S. Pump; ☆B     | 8709  | Stg. Gear Input Shaft Seal Kit   | 8520 |
|  |   | Stg. Gear Complete Rebuilding Kit                      | 8896  | Stg. Gear Complete Pitman Shaft Seal Kit   | 8778 |
|  |   | Stg. Gear Major Seal Kit                               | 8897  | Stg. Gear Lower Pitman Shaft Seal Kit  | 8779 |
|  |   | Stg. Gear Input Shaft Seal Kit                         | 8520  |  |      |
|  |   | Stg. Gear Complete Pitman Shaft Seal Kit               | 8778  |  |      |
|  |   | Stg. Gear Lower Pitman Shaft Seal Kit                  | 8779  |  |      |
| <b>SYSTEM &amp; COMPONENT IDENT.</b>       | <b>V-8 7.3 L DIESEL ENG.; V-8 7.5 L ENG.</b>  |  | <b>1982</b>   |  |      |
|  |   | Pump Complete Rebuilding Kit; W/Ford P.S. Pump; ☆C     | 8527  | <b>6-CYL. 4.9 L ENG.; V-8 5.0 L ENG.; V-8 5.8 L ENG.; V-8 6.6 L ENG.; V-8 7.5 L ENG.</b> |      |
|  |   | Pump Complete Rebuilding Kit; W/Saginaw P.S. Pump; ☆B  | 7910  | Pump Complete Rebuilding Kit   | 7910 |
|  |   | Pump Seal Kit; W/Ford P.S. Pump; ☆C                    | 8526  | Pump Seal Kit  | 7918 |
|  |   | Pump Seal Kit; W/Saginaw P.S. Pump; ☆B                 | 7918  | Pump Drive Shaft Seal Kit  | 8709 |
|  |   | Pump Drive Shaft Seal Kit; W/Ford P.S. Pump; ☆C        | 8711  | Stg. Gear Complete Rebuilding Kit; Feb. 1 & Newer  | 8896 |
|  |   | Pump Drive Shaft Seal Kit; W/Saginaw P.S. Pump; ☆B     | 8709  | Stg. Gear Complete Rebuilding Kit; Jan. 31 & Older                                       | 8524 |
|  |   | Stg. Gear Complete Rebuilding Kit; E100, E150          | 8896  | Stg. Gear Major Seal Kit; Feb. 1 & Newer   | 8897 |
|  |   | Stg. Gear Major Seal Kit; E100, E150                   | 8897  | Stg. Gear Major Seal Kit; Jan. 31 & Older  | 8523 |
|  |   | Stg. Gear Major Seal Kit; E250, E350                   | 8714  | Stg. Gear Input Shaft Seal Kit; Feb. 1 & Newer   | 8520 |
| <b>PASS. CARS</b>                          |   | Stg. Gear Input Shaft Seal Kit                         | 8520  | Stg. Gear Input Shaft Seal Kit; Jan. 31 & Older  | 8525 |
|  |   | Stg. Gear Complete Pitman Shaft Seal Kit; E100, E150   | 8778  | Stg. Gear Complete Pitman Shaft Seal Kit; Feb. 1 & Newer                                 | 8778 |
|  |   | Stg. Gear Lower Pitman Shaft Seal Kit; E100, E150      | 8779  | Stg. Gear Complete Pitman Shaft Seal Kit; Jan. 31 & Older                                | 8766 |
|  |   | Stg. Gear Lower Pitman Shaft Seal Kit; E250, E350      | 8715  | Stg. Gear Lower Pitman Shaft Seal Kit; Feb. 1 & Newer                                    | 8779 |
|  |   |  |   | Stg. Gear Lower Pitman Shaft Seal Kit; Jan. 31 & Older                                   | 7856 |
|  | <b>LIGHT TRUCKS</b>   | <b>1991</b>  |   | <b>1981-1980</b>   |      |
|  |   | <b>6-CYL. 3.4 L DIESEL ENG.; V-8 7.3 L DIESEL ENG.</b> |   | <b>6-CYL. 4.9 L ENG.; V-8 5.0 L ENG.; V-8 5.8 L ENG.; V-8 6.6 L ENG.; V-8 7.5 L ENG.</b> |      |
|  |   | Pump Complete Rebuilding Kit; Dec. 1 & Newer           | 8527  | Pump Complete Rebuilding Kit   | 7910 |
|  |   | Pump Complete Rebuilding Kit; Nov. 30 & Older          | 7910  | Pump Seal Kit  | 7918 |
|  |   | Pump Seal Kit; Dec. 1 & Newer                          | 8526  | Pump Drive Shaft Seal Kit  | 8709 |
| Pump Seal Kit; Nov. 30 & Older             |   | 7918   | Stg. Gear Complete Rebuilding Kit   | 8524   |      |
| Pump Drive Shaft Seal Kit; Dec. 1 & Newer  |   | 8711   | Stg. Gear Major Seal Kit  | 8523   |      |
| Pump Drive Shaft Seal Kit; Nov. 30 & Older |   | 8709   | Stg. Gear Input Shaft Seal Kit  | 8525   |      |
| Stg. Gear Complete Rebuilding Kit          |   | 8896   | Stg. Gear Complete Pitman Shaft Seal Kit  | 8766   |      |
| Stg. Gear Major Seal Kit                   |   | 8897   | Stg. Gear Lower Pitman Shaft Seal Kit   | 7856   |      |
| <b>MEDIUM/HEAVY TRUCKS</b>                 |   | Stg. Gear Input Shaft Seal Kit                         | 8520  |  |      |
|  |   | Stg. Gear Complete Pitman Shaft Seal Kit               | 8778  |  |      |
|  |   | Stg. Gear Lower Pitman Shaft Seal Kit                  | 8779  |  |      |
|  | <b>6-CYL. 4.9 L ENG.; V-8 5.0 L ENG.; V-8 5.8 L ENG.; V-8 7.5 L ENG.</b>  |  | <b>1979</b>   |  |      |
|  | Pump Complete Rebuilding Kit  | 7910   | <b>6-CYL. 300 ENG.; V-8 302 ENG.; V-8 351 ENG.; V-8 460 ENG.</b>  |  |      |
|  | Pump Seal Kit   | 7918   | Pump Complete Rebuilding Kit  | 7910   |      |
|  | Pump Drive Shaft Seal Kit   | 8709   | Pump Seal Kit   | 7918   |      |
|  | Stg. Gear Complete Rebuilding Kit   | 8896   | Pump Drive Shaft Seal Kit   | 8709   |      |
|  | Stg. Gear Major Seal Kit  | 8897   | Stg. Gear Complete Rebuilding Kit   | 8524   |      |
|  | Stg. Gear Input Shaft Seal Kit  | 8520   | Stg. Gear Major Seal Kit  | 8523   |      |
| <b>BUSES</b>                               |   | Stg. Gear Complete Pitman Shaft Seal Kit               | 8778  | Stg. Gear Input Shaft Seal Kit   | 8525 |
|  |   | Stg. Gear Lower Pitman Shaft Seal Kit                  | 8779  | Stg. Gear Complete Pitman Shaft Seal Kit   | 8766 |
|  |   |  |   | Stg. Gear Lower Pitman Shaft Seal Kit  | 7856 |
|  | <b>1990</b>   |  | <b>1978-1975</b>  |  |      |
|  | <b>6-CYL. 3.4 L DIESEL ENG.; 6-CYL. 4.9 L ENG.; V-8 5.0 L ENG.; V-8 5.8 L ENG.; V-8 7.3 L DIESEL ENG.; V-8 7.5 L ENG.</b> |  | <b>6-CYL. 300 ENG.; V-8 351 ENG.; V-8 460 ENG.</b>  |  |      |
|  | Pump Complete Rebuilding Kit  | 7910   | Pump Complete Rebuilding Kit  | 7910   |      |
|  | Pump Seal Kit   | 7918   | Pump Seal Kit   | 7918   |      |
|  | Pump Drive Shaft Seal Kit   | 8709   | Pump Drive Shaft Seal Kit   | 8709   |      |
|  | Stg. Gear Complete Rebuilding Kit   | 8896   | Stg. Gear Complete Rebuilding Kit   | 8524   |      |
|  | Stg. Gear Major Seal Kit  | 8897   | Stg. Gear Major Seal Kit  | 8523   |      |
| Stg. Gear Input Shaft Seal Kit             | 8520  | Stg. Gear Input Shaft Seal Kit                         | 8525  |  |      |
| <b>HOSE NUMERICAL</b>                      |   | Stg. Gear Complete Pitman Shaft Seal Kit               | 8778  | Stg. Gear Complete Pitman Shaft Seal Kit   | 8766 |
|  |   | Stg. Gear Lower Pitman Shaft Seal Kit                  | 8779  | Stg. Gear Lower Pitman Shaft Seal Kit  | 7856 |
|  | <b>1989-1988</b>  |  | <b>1974-1972</b>  |  |      |
|  | <b>6-CYL. 4.9 L ENG.; V-8 5.0 L ENG.; V-8 5.8 L ENG.; V-8 7.3 L DIESEL ENG.; V-8 7.5 L ENG.</b>                           |  | <b>6-CYL. 240 ENG.; 6-CYL. 300 ENG.; V-8 302 ENG.</b>   |  |      |
|  | Pump Complete Rebuilding Kit  | 7910   | Pump Complete Rebuilding Kit  | 8500   |      |
|  | Pump Seal Kit   | 7918   | Pump Seal Kit   | 8501   |      |
|  | Pump Drive Shaft Seal Kit   | 8709   | Pump Drive Shaft Seal Kit   | 8711   |      |
|  | Stg. Gear Complete Rebuilding Kit   | 8896   | Control Valve Complete Rebuilding Kit   | 7885   |      |
|  | Stg. Gear Major Seal Kit  | 8897   | Control Valve Seal Kit  | 7889   |      |
|  | Stg. Gear Input Shaft Seal Kit  | 8520   | Power Cyl. Complete Rebuilding Kit  | 7874   |      |
| <b>REPAIR KITS</b>                         |   | Stg. Gear Complete Pitman Shaft Seal Kit               | 8778  | Power Cyl. Piston Rod Seal Kit   | 7877 |
|  |   | Stg. Gear Lower Pitman Shaft Seal Kit                  | 8779  | Power Cyl. Boot Kit  | 8901 |
|  | <b>1990</b>   |  | <b>1971</b>   |  |      |
|  | <b>6-CYL. 3.4 L DIESEL ENG.; 6-CYL. 4.9 L ENG.; V-8 5.0 L ENG.; V-8 5.8 L ENG.; V-8 7.3 L DIESEL ENG.; V-8 7.5 L ENG.</b> |  | <b>6-CYL. 170 ENG.; 6-CYL. 240 ENG.; V-8 302 ENG.</b>   |  |      |
|  | Pump Complete Rebuilding Kit  | 7910   | Pump Complete Rebuilding Kit  | 8500   |      |
|  | Pump Seal Kit   | 7918   | Pump Seal Kit   | 8501   |      |
|  | Pump Drive Shaft Seal Kit   | 8709   | Pump Drive Shaft Seal Kit   | 8711   |      |
|  | Stg. Gear Complete Rebuilding Kit   | 8896   | Control Valve Complete Rebuilding Kit   | 7885   |      |
|  | Stg. Gear Major Seal Kit  | 8897   | Control Valve Seal Kit  | 7889   |      |
|  | Stg. Gear Input Shaft Seal Kit  | 8520   | Power Cyl. Complete Rebuilding Kit  | 7874   |      |
| <b>KIT NUMERICAL</b>                       |   | Stg. Gear Complete Pitman Shaft Seal Kit               | 8778  | Power Cyl. Piston Rod Seal Kit   | 7877 |
|  |   | Stg. Gear Lower Pitman Shaft Seal Kit                  | 8779  | Power Cyl. Boot Kit  | 8901 |
|  | <b>1987-1983</b>  |  |   |  |      |
|  | <b>6-CYL. 4.9 L ENG.; V-8 5.0 L ENG.; V-8 5.8 L ENG.; V-8 6.9 L DIESEL ENG.; V-8 7.5 L ENG.</b>                           |  |   |  |      |
|  | Pump Complete Rebuilding Kit  | 7910   |   |  |      |
|  | Pump Seal Kit   | 7918   |   |  |      |
|  | Pump Drive Shaft Seal Kit   | 8709   |   |  |      |
|  | Stg. Gear Complete Rebuilding Kit   | 8896   |   |  |      |
|  | Stg. Gear Major Seal Kit  | 8897   |   |  |      |
|  | Stg. Gear Input Shaft Seal Kit  | 8520   |   |  |      |
| <b>ILLUSTRATIONS</b>                       |   | Stg. Gear Complete Pitman Shaft Seal Kit               | 8778  |  |      |
|  |   | Stg. Gear Lower Pitman Shaft Seal Kit                  | 8779  |  |      |

☆ See Pages A14 - A15 For Pump or Gear Identification.

⊗ Packaged one bushing per box, order as required.

# Power Steering Repair Kits for Passenger Cars and Light Trucks

| Application  | Kit No. | Application   | Kit No. |
|--|---------|---|---------|
| <b>FORD - Continued</b>  |         | <b>FORD - Continued</b>   |         |
| <b>ELITE</b>   |         | <b>ESCORT - Continued</b>   |         |
| <b>1976-1975</b>   |         | <b>1984 - Continued</b>   |         |
| <b>V-8 351 ENG.; V-8 400 ENG.; V-8 460 ENG.</b>                        |         | <b>4-CYL. 1.6 L ENG.; 4-CYL. 2.0 L DIESEL ENG. - Continued</b>                                  |         |
| Pump Complete Rebuilding Kit.....                                      | 8500    | Rack & Pinion Seal Kit.....   | 8612    |
| Pump Seal Kit.....   | 8501    | <b>1983-1981</b>  |         |
| Pump Drive Shaft Seal Kit.....   | 8711    | <b>4-CYL. 1.6 L ENG.</b>  |         |
| Stg. Gear Complete Rebuilding Kit; W/Ford Stg. Gear; ☆P.....           | 8540    | Pump Complete Rebuilding Kit.....   | 8527    |
| Stg. Gear Complete Rebuilding Kit; W/Saginaw Stg. Gear; ☆N.....        | 7858    | Pump Seal Kit.....  | 8526    |
| Stg. Gear Major Seal Kit; W/Ford Stg. Gear; ☆P.....                    | 8532    | Pump Drive Shaft Seal Kit.....  | 8711    |
| Stg. Gear Major Seal Kit; W/Saginaw Stg. Gear; ☆N.....                 | 7860    | Rack & Pinion Seal Kit.....   | 8585    |
| Stg. Gear Input Shaft Seal Kit; W/Ford Stg. Gear; ☆P.....              | 8520    | Rack & Pinion Mounting Kit.....   | 8564    |
| Stg. Gear Input Shaft Seal Kit; W/Saginaw Stg. Gear; ☆N.....           | 7095    | <b>EXP</b>  |         |
| Stg. Gear Complete Pitman Shaft Seal Kit; W/Ford Stg. Gear; ☆P.....    | 8769    | <b>1988-1987</b>  |         |
| Stg. Gear Complete Pitman Shaft Seal Kit; W/Saginaw Stg. Gear; ☆N..... | 8766    | <b>4-CYL. 1.9 L ENG.</b>  |         |
| Stg. Gear Lower Pitman Shaft Seal Kit; W/Ford Stg. Gear; ☆P.....       | 8531    | Pump Complete Rebuilding Kit.....   | 8527    |
| Stg. Gear Lower Pitman Shaft Seal Kit; W/Saginaw Stg. Gear; ☆N.....    | 7856    | Pump Seal Kit.....  | 8526    |
| <b>ESCORT</b>  |         | Pump Drive Shaft Seal Kit.....  | 8711    |
| <b>1995-1994</b>   |         | Rack & Pinion Seal Kit.....   | 8629    |
| <b>4-CYL. 1.8 L ENG.</b>   |         | <b>1986</b>   |         |
| Pump Seal Kit.....   | 8805    | <b>4-CYL. 1.6 L ENG. (CANADA); 4-CYL. 1.9 L ENG.</b>  |         |
| Rack & Pinion Seal Kit.....  | 8730    | Pump Complete Rebuilding Kit.....   | 8527    |
| <b>4-CYL. 1.9 L ENG.</b>   |         | Pump Seal Kit.....  | 8526    |
| Pump Complete Rebuilding Kit.....                                      | 8527    | Pump Drive Shaft Seal Kit.....  | 8711    |
| Pump Seal Kit.....   | 8526    | Rack & Pinion Seal Kit.....   | 8612    |
| Pump Drive Shaft Seal Kit.....   | 8711    | <b>1985-1984</b>  |         |
| Rack & Pinion Seal Kit.....  | 8730    | <b>4-CYL. 1.6 L ENG.</b>  |         |
| <b>1993-1991</b>   |         | Pump Complete Rebuilding Kit.....   | 8527    |
| <b>4-CYL. 1.8 L ENG.</b>   |         | Pump Seal Kit.....  | 8526    |
| Pump Seal Kit.....   | 8805    | Pump Drive Shaft Seal Kit.....  | 8711    |
| Rack & Pinion Seal Kit.....  | 8731    | Rack & Pinion Seal Kit.....   | 8612    |
| <b>4-CYL. 1.9 L ENG.</b>   |         | <b>1983-1982</b>  |         |
| Pump Complete Rebuilding Kit.....                                      | 8527    | <b>4-CYL. 1.6 L ENG.</b>  |         |
| Pump Seal Kit.....   | 8526    | Pump Complete Rebuilding Kit.....   | 8527    |
| Pump Drive Shaft Seal Kit.....   | 8711    | Pump Seal Kit.....  | 8526    |
| Rack & Pinion Seal Kit.....  | 8730    | Pump Drive Shaft Seal Kit.....  | 8711    |
| <b>1990-1988</b>   |         | Rack & Pinion Seal Kit.....   | 8585    |
| <b>4-CYL. 1.9 L ENG.</b>   |         | Rack & Pinion Mounting Kit.....   | 8564    |
| Pump Complete Rebuilding Kit.....                                      | 8527    | <b>EXPLORER</b>   |         |
| Pump Seal Kit.....   | 8526    | <b>1995</b>   |         |
| Pump Drive Shaft Seal Kit.....   | 8711    | <b>V-6 4.0 L ENG.</b>   |         |
| Rack & Pinion Seal Kit; W/Ford Rack & Pinion Gear; ☆Q.....             | 8629    | Pump Complete Rebuilding Kit.....   | 8527    |
| Rack & Pinion Seal Kit; W/TRW Rack & Pinion Gear; ☆R.....              | 8612    | Pump Seal Kit.....  | 8526    |
| <b>1987</b>  |         | Pump Drive Shaft Seal Kit.....  | 8711    |
| <b>4-CYL. 1.9 L ENG.</b>   |         | Rack & Pinion Seal Kit.....   | 8807    |
| Pump Complete Rebuilding Kit.....                                      | 8527    | <b>1994-1991</b>  |         |
| Pump Seal Kit.....   | 8526    | <b>V-6 4.0 L ENG.</b>   |         |
| Pump Drive Shaft Seal Kit.....   | 8711    | Pump Complete Rebuilding Kit.....   | 8527    |
| Rack & Pinion Seal Kit; W/Ford Rack & Pinion Gear; ☆Q.....             | 8629    | Pump Seal Kit.....  | 8526    |
| Rack & Pinion Seal Kit; W/TRW Rack & Pinion Gear; ☆R.....              | 8612    | Pump Drive Shaft Seal Kit.....  | 8711    |
| <b>4-CYL. 2.0 L DIESEL ENG.</b>  |         | Stg. Gear Complete Rebuilding Kit.....  | 8896    |
| Pump Complete Rebuilding Kit.....                                      | 8527    | Stg. Gear Major Seal Kit.....   | 8897    |
| Pump Seal Kit.....   | 8526    | Stg. Gear Input Shaft Seal Kit.....   | 8520    |
| Pump Drive Shaft Seal Kit.....   | 8711    | Stg. Gear Complete Pitman Shaft Seal Kit.....   | 8778    |
| Rack & Pinion Seal Kit.....  | 8629    | Stg. Gear Lower Pitman Shaft Seal Kit.....  | 8779    |
| <b>1986</b>  |         | <b>F SERIES PICKUP</b>  |         |
| <b>4-CYL. 1.9 L ENG.; 4-CYL. 2.0 L DIESEL ENG.</b>                     |         | <b>1995-1988</b>  |         |
| Pump Complete Rebuilding Kit.....                                      | 8527    | <b>6-CYL. 4.9 L ENG.; V-8 5.0 L ENG.; V-8 5.8 L ENG.; V-8 7.3 L DIESEL ENG.; V-8 7.5 L ENG.</b> |         |
| Pump Seal Kit.....   | 8526    | Pump Complete Rebuilding Kit.....   | 8527    |
| Pump Drive Shaft Seal Kit.....   | 8711    | Pump Seal Kit.....  | 8526    |
| Rack & Pinion Seal Kit.....  | 8612    | Pump Drive Shaft Seal Kit.....  | 8711    |
| <b>1985</b>  |         | Stg. Gear Complete Rebuilding Kit.....  | 8896    |
| <b>4-CYL. 1.6 L ENG.; 4-CYL. 1.9 L ENG.; 4-CYL. 2.0 L DIESEL ENG.</b>  |         | Stg. Gear Major Seal Kit.....   | 8897    |
| Pump Complete Rebuilding Kit.....                                      | 8527    | Stg. Gear Input Shaft Seal Kit.....   | 8520    |
| Pump Seal Kit.....   | 8526    | Stg. Gear Complete Pitman Shaft Seal Kit.....   | 8778    |
| Pump Drive Shaft Seal Kit.....   | 8711    | Stg. Gear Lower Pitman Shaft Seal Kit.....  | 8779    |
| Rack & Pinion Seal Kit.....  | 8612    | <b>1987-1984</b>  |         |
| <b>1984</b>  |         | <b>4-CYL. 1.6 L ENG.; 4-CYL. 2.0 L DIESEL ENG.</b>  |         |
| <b>4-CYL. 1.6 L ENG.; 4-CYL. 2.0 L DIESEL ENG.</b>                     |         | Pump Complete Rebuilding Kit.....   | 8527    |
| Pump Complete Rebuilding Kit.....                                      | 8527    | Pump Seal Kit.....  | 8526    |
| Pump Seal Kit.....   | 8526    | Pump Drive Shaft Seal Kit.....  | 8711    |
| Pump Drive Shaft Seal Kit.....   | 8711    |   |         |
| Rack & Pinion Seal Kit.....  | 8612    |   |         |

☆ See Pages A14 - A15 For Pump or Gear Identification.

⊙ Packaged one bushing per box, order as required.

**SYSTEM PUMP & GEAR IDENT.**

**SYSTEM & COMPONENT IDENT.**

**PASS. CARS**

**LIGHT TRUCKS**

**MEDIUM/HEAVY TRUCKS**

**BUSES**

**HOSE NUMERICAL**

**REPAIR KITS**

**KIT NUMERICAL**

**ILLUSTRATIONS**

# Power Steering Repair Kits for Passenger Cars and Light Trucks

|                                      | Application   | Kit No. | Application   | Kit No. |
|--------------------------------------|---|---------|---|---------|
| <b>SYSTEM PUMP &amp; GEAR IDENT.</b> | <b>FORD - Continued</b>   |         | <b>FORD - Continued</b>   |         |
|                                      | <b>F SERIES PICKUP - Continued</b>  |         | <b>F SERIES PICKUP - Continued</b>  |         |
|                                      | <b>1987-1984 - Continued</b>  |         | <b>1977 - Continued</b>   |         |
|                                      | <b>6-CYL. 4.9 L ENG.; V-8 5.0 L ENG.; V-8 5.8 L ENG.; V-8 6.9 L DIESEL ENG.; V-8 7.5 L ENG. - Continued</b>     |         | <b>6-CYL. 240 ENG.; 6-CYL. 300 ENG.; V-8 302 ENG.; V-8 351 ENG.; V-8 400 ENG.; V-8 460 ENG. - Continued</b> |         |
| <b>SYSTEM &amp; COMPONENT IDENT.</b> | Pump Seal Kit.....  | 8526    | Stg. Gear Complete Pitman Shaft Seal Kit.....   | 8769    |
|                                      | Pump Drive Shaft Seal Kit.....  | 8711    | Stg. Gear Lower Pitman Shaft Seal Kit.....  | 8531    |
|                                      | Stg. Gear Complete Rebuilding Kit.....  | 8896    |   |         |
|                                      | Stg. Gear Major Seal Kit.....   | 8897    | <b>1976</b>   |         |
|                                      | Stg. Gear Input Shaft Seal Kit.....   | 8520    | <b>6-CYL. 240 ENG.; 6-CYL. 300 ENG.; V-8 302 ENG.; V-8 360 ENG.; V-8 390 ENG.; V-8 460 ENG.</b>             |         |
|                                      | Stg. Gear Complete Pitman Shaft Seal Kit.....   | 8778    | Pump Complete Rebuilding Kit.....   | 8500    |
|                                      | Stg. Gear Lower Pitman Shaft Seal Kit.....  | 8779    | Pump Seal Kit.....  | 8501    |
|                                      |   |         | Pump Drive Shaft Seal Kit.....  | 8711    |
| <b>PASS. CARS</b>                    | <b>1983</b>   |         | Stg. Gear Complete Rebuilding Kit; Exc. F250 W/4WD.....   | 8540    |
|                                      | <b>6-CYL. 4.9 L ENG.; V-6 3.8 L ENG.; V-8 5.0 L ENG.; V-8 5.8 L ENG.; V-8 6.9 L DIESEL ENG.; V-8 7.5 L ENG.</b> |         | Stg. Gear Major Seal Kit; Exc. F250 W/4WD.....  | 8532    |
|                                      | Pump Complete Rebuilding Kit.....   | 8527    | Stg. Gear Input Shaft Seal Kit; Exc. F250 W/4WD.....  | 8520    |
|                                      | Pump Seal Kit.....  | 8526    | Stg. Gear Complete Pitman Shaft Seal Kit; Exc. F250 W/4WD.....  | 8769    |
|                                      | Pump Drive Shaft Seal Kit.....  | 8711    | Stg. Gear Lower Pitman Shaft Seal Kit; Exc. F250 W/4WD.....   | 8531    |
|                                      | Stg. Gear Complete Rebuilding Kit.....  | 8896    |   |         |
|                                      | Stg. Gear Major Seal Kit.....   | 8897    | <b>1975</b>   |         |
|                                      | Stg. Gear Input Shaft Seal Kit.....   | 8520    | <b>6-CYL. 240 ENG.; 6-CYL. 300 ENG.; V-8 302 ENG.; V-8 360 ENG.; V-8 390 ENG.; V-8 460 ENG.</b>             |         |
|                                      | Stg. Gear Complete Pitman Shaft Seal Kit.....   | 8778    | Pump Complete Rebuilding Kit.....   | 8500    |
|                                      | Stg. Gear Lower Pitman Shaft Seal Kit.....  | 8779    | Pump Seal Kit.....  | 8501    |
|                                      |   |         | Pump Drive Shaft Seal Kit.....  | 8711    |
| <b>LIGHT TRUCKS</b>                  | <b>1982</b>   |         | Stg. Gear Complete Rebuilding Kit; W/2WD.....   | 8540    |
|                                      | <b>6-CYL. 4.9 L ENG.; V-6 3.8 L ENG.; V-8 4.2 L ENG.; V-8 5.0 L ENG.; V-8 5.8 L ENG.; V-8 6.6 L ENG.</b>        |         | Stg. Gear Major Seal Kit; W/2WD.....  | 8532    |
|                                      | Pump Complete Rebuilding Kit.....   | 8527    | Stg. Gear Input Shaft Seal Kit; W/2WD.....  | 8520    |
|                                      | Pump Seal Kit.....  | 8526    | Stg. Gear Complete Pitman Shaft Seal Kit; W/2WD.....  | 8769    |
|                                      | Pump Drive Shaft Seal Kit.....  | 8711    | Stg. Gear Lower Pitman Shaft Seal Kit; W/2WD.....   | 8531    |
|                                      | Stg. Gear Complete Rebuilding Kit.....  | 8896    |   |         |
|                                      | Stg. Gear Major Seal Kit.....   | 8897    | <b>1974-1973</b>  |         |
|                                      | Stg. Gear Input Shaft Seal Kit.....   | 8520    | <b>6-CYL. 240 ENG.; 6-CYL. 300 ENG.; V-8 302 ENG.; V-8 360 ENG.; V-8 390 ENG.; V-8 460 ENG.</b>             |         |
|                                      | Stg. Gear Complete Pitman Shaft Seal Kit.....   | 8778    | Pump Complete Rebuilding Kit.....   | 8500    |
|                                      | Stg. Gear Lower Pitman Shaft Seal Kit.....  | 8779    | Pump Seal Kit.....  | 8501    |
|                                      |   |         | Pump Drive Shaft Seal Kit.....  | 8711    |
| <b>MEDIUM/HEAVY TRUCKS</b>           | <b>1981</b>   |         | Stg. Gear Complete Rebuilding Kit; W/Ford Stg. Gear; W/O Tags SPA-AB, SPA-AJ; W/2WD; ☆P.....                | 8540    |
|                                      | <b>6-CYL. 4.9 L ENG.; V-8 4.2 L ENG.; V-8 5.0 L ENG.; V-8 5.8 L ENG.; V-8 6.6 L ENG.</b>                        |         | Stg. Gear Complete Rebuilding Kit; W/Ford Stg. Gear; W/Tags SPA-AB, SPA-AJ; W/2WD; ☆P.....                  | 8509    |
|                                      | Pump Complete Rebuilding Kit.....   | 8527    | Stg. Gear Major Seal Kit; W/Ford Stg. Gear; W/O Tags SPA-AB, SPA-AJ; W/2WD; ☆P.....                         | 8532    |
|                                      | Pump Seal Kit.....  | 8526    | Stg. Gear Major Seal Kit; W/Ford Stg. Gear; W/Tags SPA-AB, SPA-AJ; W/2WD; ☆P.....                           | 7642    |
|                                      | Pump Drive Shaft Seal Kit.....  | 8711    | Stg. Gear Input Shaft Seal Kit; W/Ford Stg. Gear; W/2WD; ☆P.....  | 8520    |
|                                      | Stg. Gear Complete Rebuilding Kit.....  | 8896    | Stg. Gear Complete Pitman Shaft Seal Kit; W/Ford Stg. Gear; W/2WD; ☆P.....                                  | 8769    |
|                                      | Stg. Gear Major Seal Kit.....   | 8897    | Stg. Gear Lower Pitman Shaft Seal Kit; W/Ford Stg. Gear; W/2WD; ☆P.....                                     | 8531    |
|                                      | Stg. Gear Input Shaft Seal Kit.....   | 8520    |   |         |
|                                      | Stg. Gear Complete Pitman Shaft Seal Kit.....   | 8778    | <b>1972-1970</b>  |         |
|                                      | Stg. Gear Lower Pitman Shaft Seal Kit.....  | 8779    | <b>6-CYL. 240 ENG.; 6-CYL. 300 ENG.; V-8 302 ENG.; V-8 360 ENG.; V-8 390 ENG.</b>                           |         |
|                                      |   |         | Pump Complete Rebuilding Kit.....   | 8500    |
| <b>BUSES</b>                         | <b>1980</b>   |         | Pump Seal Kit.....  | 8501    |
|                                      | <b>6-CYL. 4.9 L ENG.; V-8 5.0 L ENG.; V-8 5.8 L ENG.; V-8 6.6 L ENG.</b>  |         | Pump Drive Shaft Seal Kit.....  | 8711    |
|                                      | Pump Complete Rebuilding Kit.....   | 8527    | Stg. Gear Complete Rebuilding Kit.....  | 8896    |
|                                      | Pump Seal Kit.....  | 8526    | Stg. Gear Major Seal Kit.....   | 8897    |
|                                      | Pump Drive Shaft Seal Kit.....  | 8711    | Stg. Gear Input Shaft Seal Kit.....   | 8520    |
|                                      | Stg. Gear Complete Rebuilding Kit.....  | 8896    | Stg. Gear Complete Pitman Shaft Seal Kit.....   | 8778    |
|                                      | Stg. Gear Major Seal Kit.....   | 8897    | Stg. Gear Lower Pitman Shaft Seal Kit.....  | 8779    |
|                                      | Stg. Gear Input Shaft Seal Kit.....   | 8520    |   |         |
|                                      | Stg. Gear Complete Pitman Shaft Seal Kit.....   | 8778    | <b>1979-1978</b>  |         |
|                                      | Stg. Gear Lower Pitman Shaft Seal Kit.....  | 8779    | <b>6-CYL. 300 ENG.; V-8 302 ENG.; V-8 351 ENG.; V-8 400 ENG.; V-8 460 ENG.</b>                              |         |
|                                      |   |         | Pump Complete Rebuilding Kit.....   | 8527    |
| <b>HOSE NUMERICAL</b>                | <b>1980</b>   |         | Pump Seal Kit.....  | 8526    |
|                                      | <b>6-CYL. 4.9 L ENG.; V-8 5.0 L ENG.; V-8 5.8 L ENG.; V-8 6.6 L ENG.</b>  |         | Pump Drive Shaft Seal Kit.....  | 8711    |
|                                      | Pump Complete Rebuilding Kit.....   | 8527    | Stg. Gear Complete Rebuilding Kit.....  | 8896    |
|                                      | Pump Seal Kit.....  | 8526    | Stg. Gear Major Seal Kit.....   | 8897    |
|                                      | Pump Drive Shaft Seal Kit.....  | 8711    | Stg. Gear Input Shaft Seal Kit.....   | 8520    |
|                                      | Stg. Gear Complete Rebuilding Kit.....  | 8896    | Stg. Gear Complete Pitman Shaft Seal Kit.....   | 8778    |
|                                      | Stg. Gear Major Seal Kit.....   | 8897    | Stg. Gear Lower Pitman Shaft Seal Kit.....  | 8779    |
|                                      | Stg. Gear Input Shaft Seal Kit.....   | 8520    |   |         |
|                                      | Stg. Gear Complete Pitman Shaft Seal Kit.....   | 8778    | <b>1969</b>   |         |
|                                      | Stg. Gear Lower Pitman Shaft Seal Kit.....  | 8779    | <b>6-CYL. 240 ENG.; 6-CYL. 300 ENG.; V-8 302 ENG.; V-8 360 ENG.; V-8 390 ENG.</b>                           |         |
|                                      |   |         | Pump Complete Rebuilding Kit.....   | 8500    |
| <b>REPAIR KITS</b>                   | <b>1979-1978</b>  |         | Pump Seal Kit.....  | 8501    |
|                                      | <b>6-CYL. 300 ENG.; V-8 302 ENG.; V-8 351 ENG.; V-8 400 ENG.; V-8 460 ENG.</b>                                  |         | Pump Drive Shaft Seal Kit.....  | 8711    |
|                                      | Pump Complete Rebuilding Kit.....   | 8527    | Stg. Gear Complete Rebuilding Kit; W/Ford Stg. Gear; ☆P.....  | 8509    |
|                                      | Pump Seal Kit.....  | 8526    | Stg. Gear Major Seal Kit; W/Ford Stg. Gear; ☆P.....   | 7642    |
|                                      | Pump Drive Shaft Seal Kit.....  | 8711    | Stg. Gear Input Shaft Seal Kit; W/Ford Stg. Gear; ☆P.....   | 8520    |
|                                      | Stg. Gear Complete Rebuilding Kit.....  | 8896    | Stg. Gear Complete Pitman Shaft Seal Kit; W/Ford Stg. Gear; ☆P.....   | 8768    |
|                                      | Stg. Gear Major Seal Kit.....   | 8897    | Stg. Gear Lower Pitman Shaft Seal Kit; W/Ford Stg. Gear; ☆P.....  | 8515    |
|                                      | Stg. Gear Input Shaft Seal Kit.....   | 8520    |   |         |
|                                      | Stg. Gear Complete Pitman Shaft Seal Kit.....   | 8778    | <b>1968</b>   |         |
|                                      | Stg. Gear Lower Pitman Shaft Seal Kit.....  | 8779    | <b>6-CYL. 240 ENG.; 6-CYL. 300 ENG.; V-8 360 ENG.; V-8 390 ENG.</b>   |         |
|                                      |   |         | Pump Complete Rebuilding Kit.....   | 8500    |
| <b>KIT NUMERICAL</b>                 | <b>1977</b>   |         | Pump Seal Kit.....  | 8501    |
|                                      | <b>6-CYL. 240 ENG.; 6-CYL. 300 ENG.; V-8 302 ENG.; V-8 351 ENG.; V-8 400 ENG.; V-8 460 ENG.</b>                 |         | Pump Drive Shaft Seal Kit.....  | 8711    |
|                                      | Pump Complete Rebuilding Kit.....   | 8500    | Stg. Gear Complete Rebuilding Kit.....  | 8540    |
|                                      | Pump Seal Kit.....  | 8501    | Stg. Gear Major Seal Kit.....   | 8532    |
|                                      | Pump Drive Shaft Seal Kit.....  | 8711    | Stg. Gear Input Shaft Seal Kit.....   | 8520    |
|                                      | Stg. Gear Complete Rebuilding Kit.....  | 8540    |   |         |
|                                      | Stg. Gear Major Seal Kit.....   | 8532    | <b>ILLUSTRATIONS</b>  |         |
|                                      | Stg. Gear Input Shaft Seal Kit.....   | 8520    |   |         |

☆ See Pages A14 - A15 For Pump or Gear Identification.

⊛ Packaged one bushing per box, order as required.

# Power Steering Repair Kits for Passenger Cars and Light Trucks

| Application   | Kit No. | Application   | Kit No. |
|---|---------|---|---------|
| <b>FORD - Continued</b>   |         | <b>FORD - Continued</b>   |         |
| <b>F SERIES PICKUP - Continued</b>  |         | <b>FAIRLANE - Continued</b>   |         |
| <b>1968 - Continued</b>   |         | <b>1967 - Continued</b>   |         |
| <b>6-CYL. 240 ENG.; 6-CYL. 300 ENG.; V-8 360 ENG.; V-8 390 ENG. - Continued</b>                 |         | <b>6-CYL. 200 ENG.; V-8 289 ENG.; V-8 390 ENG.; V-8 427 ENG. - Continued</b>      |         |
| Stg. Gear Complete Rebuilding Kit; W/Ford Stg. Gear; ☆P.....                                    | 8509    | Power Cyl. Complete Rebuilding Kit.....   | 7874    |
| Stg. Gear Major Seal Kit; W/Ford Stg. Gear; ☆P.....   | 7642    | Power Cyl. Piston Rod Seal Kit.....   | 7877    |
| Stg. Gear Input Shaft Seal Kit; W/Ford Stg. Gear; ☆P.....                                       | 8520    | Power Cyl. Boot Kit.....  | 8901    |
| Stg. Gear Complete Pitman Shaft Seal Kit; W/Ford Stg. Gear; ☆P....                              | 8768    |   |         |
| Stg. Gear Lower Pitman Shaft Seal Kit; W/Ford Stg. Gear; ☆P.....                                | 8515    |   |         |
| <b>1967</b>   |         | <b>1966</b>   |         |
| <b>6-CYL. 240 ENG.; 6-CYL. 300 ENG.; V-8 352 ENG.</b>   |         | <b>6-CYL. 170 ENG.; 6-CYL. 200 ENG.; V-8 289 ENG.; V-8 352 ENG.; V-8 390 ENG.</b> |         |
| Pump Complete Rebuilding Kit.....   | 8500    | Pump Complete Rebuilding Kit.....   | 8500    |
| Pump Seal Kit.....  | 8501    | Pump Seal Kit.....  | 8501    |
| Pump Drive Shaft Seal Kit.....  | 8711    | Pump Drive Shaft Seal Kit.....  | 8711    |
| <b>1966-1965</b>  |         | Control Valve Complete Rebuilding Kit.....  |         |
| <b>6-CYL. 240 ENG.; 6-CYL. 300 ENG.; V-8 352 ENG.</b>   |         | Control Valve Seal Kit.....   |         |
| Pump Complete Rebuilding Kit; W/Ford P.S. Pump; ☆C.....   | 8500    | Power Cyl. Complete Rebuilding Kit.....   | 7874    |
| Pump Seal Kit; W/Eaton P.S. Pump; ☆A.....   | 7168    | Power Cyl. Piston Rod Seal Kit.....   | 7877    |
| Pump Seal Kit; W/Ford P.S. Pump; ☆C.....  | 8501    | Power Cyl. Boot Kit.....  | 8901    |
| Pump Drive Shaft Seal Kit; W/Eaton P.S. Pump; ☆A.....   | 8713    |   |         |
| Pump Drive Shaft Seal Kit; W/Ford P.S. Pump; ☆C.....  | 8711    |   |         |
| <b>1964-1963</b>  |         | <b>1965</b>   |         |
| <b>6-CYL. 223 ENG.; 6-CYL. 262 ENG.; V-8 292 ENG.</b>   |         | <b>6-CYL. 170 ENG.; 6-CYL. 200 ENG.; V-8 289 ENG.</b>                             |         |
| Pump Seal Kit.....  | 7168    | Pump Complete Rebuilding Kit; W/Ford P.S. Pump; ☆C.....                           | 8500    |
| Pump Drive Shaft Seal Kit.....  | 8713    | Pump Seal Kit; W/Eaton P.S. Pump; ☆A.....   | 7168    |
| <b>1962-1960</b>  |         | Pump Seal Kit; W/Ford P.S. Pump; ☆C.....  |         |
| <b>6-CYL. 223 ENG.; V-8 292 ENG.</b>  |         | Pump Drive Shaft Seal Kit; W/Eaton P.S. Pump; ☆A.....                             |         |
| Pump Seal Kit.....  | 7168    | Pump Drive Shaft Seal Kit; W/Ford P.S. Pump; ☆C.....                              | 8711    |
| Pump Drive Shaft Seal Kit.....  | 8713    | Control Valve Complete Rebuilding Kit.....  | 7885    |
| <b>1959-1958</b>  |         | Control Valve Seal Kit.....   |         |
| <b>6-CYL. 223 ENG.; V-8 272 ENG.; V-8 292 ENG.</b>  |         | Power Cyl. Complete Rebuilding Kit.....   |         |
| Pump Seal Kit.....  | 7168    | Power Cyl. Complete Rebuilding Kit.....   | 7875    |
| Pump Drive Shaft Seal Kit.....  | 8713    | Power Cyl. Piston Rod Seal Kit.....   | 7877    |
| <b>FAIRLANE</b>   |         | Power Cyl. Boot Kit.....  |         |
| <b>1970</b>   |         | 8901  |         |
| <b>6-CYL. 250 ENG.; V-8 302 ENG.; V-8 351 ENG.; V-8 390 ENG.</b>                                |         | <b>1964</b>   |         |
| Pump Complete Rebuilding Kit.....   | 8500    | <b>6-CYL. 170 ENG.; 6-CYL. 200 ENG.; V-8 260 ENG.; V-8 289 ENG.; V-8 390 ENG.</b> |         |
| Pump Seal Kit.....  | 8501    | Pump Seal Kit.....  | 7168    |
| Pump Drive Shaft Seal Kit.....  | 8711    | Pump Drive Shaft Seal Kit.....  | 8713    |
| Control Valve Complete Rebuilding Kit.....  | 7885    | Control Valve Complete Rebuilding Kit.....  | 7885    |
| Control Valve Seal Kit.....   | 7889    | Control Valve Seal Kit.....   | 7889    |
| Power Cyl. Complete Rebuilding Kit.....   | 7874    | Power Cyl. Complete Rebuilding Kit.....   | 7875    |
| Power Cyl. Piston Rod Seal Kit.....   | 7877    | Power Cyl. Piston Rod Seal Kit.....   | 7877    |
| Power Cyl. Boot Kit.....  | 8901    | Power Cyl. Boot Kit.....  | 8901    |
| <b>1969</b>   |         | <b>1963</b>   |         |
| <b>6-CYL. 200 ENG.; 6-CYL. 250 ENG.; V-8 302 ENG.; V-8 351 ENG.; V-8 390 ENG.; V-8 428 ENG.</b> |         | <b>6-CYL. 170 ENG.; 6-CYL. 200 ENG.; V-8 221 ENG.; V-8 260 ENG.; V-8 289 ENG.</b> |         |
| Pump Complete Rebuilding Kit.....   | 8500    | Pump Seal Kit.....  | 7168    |
| Pump Seal Kit.....  | 8501    | Pump Drive Shaft Seal Kit.....  | 8713    |
| Pump Drive Shaft Seal Kit.....  | 8711    | Control Valve Complete Rebuilding Kit.....  | 7885    |
| Control Valve Complete Rebuilding Kit.....  | 7885    | Control Valve Seal Kit.....   | 7889    |
| Control Valve Seal Kit.....   | 7889    | Power Cyl. Complete Rebuilding Kit.....   | 7875    |
| Power Cyl. Complete Rebuilding Kit.....   | 7874    | Power Cyl. Piston Rod Seal Kit.....   | 7877    |
| Power Cyl. Piston Rod Seal Kit.....   | 7877    | Power Cyl. Boot Kit.....  | 8901    |
| Power Cyl. Boot Kit.....  | 8901    | <b>1962</b>   |         |
| <b>1968</b>   |         | <b>6-CYL. 170 ENG.; V-8 221 ENG.; V-8 260 ENG.</b>                                |         |
| <b>6-CYL. 200 ENG.; V-8 289 ENG.; V-8 302 ENG.; V-8 390 ENG.</b>                                |         | Pump Seal Kit.....  | 7168    |
| Pump Complete Rebuilding Kit.....   | 8500    | Pump Drive Shaft Seal Kit.....  | 8713    |
| Pump Seal Kit.....  | 8501    | Control Valve Complete Rebuilding Kit.....  | 7885    |
| Pump Drive Shaft Seal Kit.....  | 8711    | Control Valve Seal Kit.....   | 7889    |
| Control Valve Complete Rebuilding Kit.....  | 7885    | Power Cyl. Complete Rebuilding Kit.....   | 7875    |
| Control Valve Seal Kit.....   | 7889    | Power Cyl. Piston Rod Seal Kit.....   | 7877    |
| Power Cyl. Complete Rebuilding Kit.....   | 7874    | Power Cyl. Boot Kit.....  | 8901    |
| Power Cyl. Piston Rod Seal Kit.....   | 7877    | <b>FAIRMONT</b>   |         |
| Power Cyl. Boot Kit.....  | 8901    | <b>1983</b>   |         |
| <b>1967</b>   |         | <b>4-CYL. 2.3 L ENG.; 6-CYL. 3.3 L ENG.</b>                                       |         |
| <b>6-CYL. 200 ENG.; V-8 289 ENG.; V-8 390 ENG.; V-8 427 ENG.</b>                                |         | Pump Complete Rebuilding Kit.....   | 8527    |
| Pump Complete Rebuilding Kit.....   | 8500    | Pump Seal Kit.....  | 8526    |
| Pump Seal Kit.....  | 8501    | Pump Drive Shaft Seal Kit.....  | 8711    |
| Pump Drive Shaft Seal Kit.....  | 8711    | Rack & Pinion Seal Kit.....   | 8589    |
| Control Valve Complete Rebuilding Kit.....  | 7885    | Rack & Pinion Mounting Kit.....   | 8565    |
| Control Valve Seal Kit.....   | 7889    | Rack & Pinion Upper Pinion Bearing Kit.....                                       | 8588    |
| <b>1967</b>   |         | <b>1982-1981</b>  |         |
| <b>6-CYL. 200 ENG.; V-8 289 ENG.; V-8 390 ENG.; V-8 427 ENG.</b>                                |         | <b>4-CYL. 2.3 L ENG.; 6-CYL. 3.3 L ENG.; V-8 4.2 L ENG.</b>                       |         |
| Pump Complete Rebuilding Kit.....   | 8500    | Pump Complete Rebuilding Kit.....   | 8527    |
| Pump Seal Kit.....  | 8501    | Pump Seal Kit.....  | 8526    |
| Pump Drive Shaft Seal Kit.....  | 8711    | Pump Drive Shaft Seal Kit.....  | 8711    |
| Control Valve Complete Rebuilding Kit.....  | 7885    | Rack & Pinion Seal Kit; W/Ford Stg. Gear; ☆Q.....                                 | 8589    |
| Control Valve Seal Kit.....   | 7889    | Rack & Pinion Seal Kit; W/TRW Stg. Gear; ☆R.....                                  | 8591    |

☆ See Pages A14 - A15 For Pump or Gear Identification.

⊙ Packaged one bushing per box, order as required.

**SYSTEM PUMP & GEAR IDENT.**

**SYSTEM & COMPONENT IDENT.**

**PASS. CARS**

**LIGHT TRUCKS**

**MEDIUM/HEAVY TRUCKS**

**BUSES**

**HOSE NUMERICAL**

**REPAIR KITS**

**KIT NUMERICAL**

**ILLUSTRATIONS**



# Power Steering Repair Kits for Passenger Cars and Light Trucks

|                                      | Application   | Kit No.   | Application  | Kit No.   |      |
|--------------------------------------|---|---|--|---|------|
| <b>SYSTEM PUMP &amp; GEAR IDENT.</b> | <b>FORD - Continued</b>   |   | <b>FORD - Continued</b>  |   |      |
|                                      | <b>FAIRMONT - Continued</b>   |   | <b>FALCON - Continued</b>  |   |      |
|                                      | <b>1982-1981 - Continued</b>  |   | <b>1967-1966</b>   |   |      |
|                                      | <b>4-CYL. 2.3 L ENG.; 6-CYL. 3.3 L ENG.; V-8 4.2 L ENG. - Continued</b>           |   | <b>6-CYL. 170 ENG.; 6-CYL. 200 ENG.; V-8 289 ENG.</b>                  |   |      |
|                                      |   | Rack & Pinion Mounting Kit.....                                   | ⊗8565  | Pump Complete Rebuilding Kit.....                       | 8500 |
|                                      |   | Rack & Pinion Upper Pinion Bearing Kit; W/Ford Stg. Gear; ☆Q..... | 8588   | Pump Seal Kit.....                                      | 8501 |
|                                      |   | Rack & Pinion Upper Pinion Bearing Kit; W/TRW Stg. Gear; ☆R.....  | 8592   | Pump Drive Shaft Seal Kit.....                          | 8711 |
|                                      |   |   |  | Control Valve Complete Rebuilding Kit.....              | 7885 |
|                                      |   |   |  | Control Valve Seal Kit.....                             | 7889 |
|                                      |   |   |  | Power Cyl. Complete Rebuilding Kit.....                 | 7874 |
| <b>SYSTEM &amp; COMPONENT IDENT.</b> | <b>1980</b>   |   |  |   |      |
|                                      | <b>4-CYL. 2.3 L ENG.; 6-CYL. 3.3 L ENG.; V-8 4.2 L ENG.</b>                       |   |  |   |      |
|                                      |   | Pump Complete Rebuilding Kit.....                                 | 8527   | Power Cyl. Piston Rod Seal Kit.....                     | 7877 |
|                                      |   | Pump Seal Kit.....  | 8526   | Power Cyl. Boot Kit.....                                | 8901 |
|                                      |   | Pump Drive Shaft Seal Kit.....                                    | 8711   |   |      |
|                                      |   | Rack & Pinion Seal Kit.....                                       | 8589   |   |      |
|                                      |   | Rack & Pinion Mounting Kit.....                                   | ⊗8565  |   |      |
|                                      |   | Rack & Pinion Upper Pinion Bearing Kit.....                       | 8588   |   |      |
|                                      | <b>PASS. CARS</b>   | <b>1979</b>   |  | <b>1965</b>   |      |
|                                      |   | <b>4-CYL. 140 ENG.; 6-CYL. 200 ENG.; V-8 302 ENG.</b>             |  | <b>6-CYL. 170 ENG.; 6-CYL. 200 ENG.; V-8 289 ENG.</b>   |      |
|                                      |   | Pump Complete Rebuilding Kit; W/Ford P.S. Pump; ☆C.....           | 8527   | Pump Complete Rebuilding Kit; W/Ford P.S. Pump; ☆C..... | 8500 |
|                                      |   | Pump Complete Rebuilding Kit; W/Saginaw P.S. Pump; ☆B.....        | 7910   | Pump Seal Kit; W/Eaton P.S. Pump; ☆A.....               | 7168 |
|                                      |   | Pump Seal Kit; W/Ford P.S. Pump; ☆C.....                          | 8526   | Pump Seal Kit; W/Ford P.S. Pump; ☆C.....                | 8501 |
|                                      |   | Pump Seal Kit; W/Saginaw P.S. Pump; ☆B.....                       | 7918   | Pump Drive Shaft Seal Kit; W/Eaton P.S. Pump; ☆A.....   | 8713 |
|                                      |   | Pump Drive Shaft Seal Kit; W/Ford P.S. Pump; ☆C.....              | 8711   | Pump Drive Shaft Seal Kit; W/Ford P.S. Pump; ☆C.....    | 8711 |
|                                      |   | Pump Drive Shaft Seal Kit; W/Saginaw P.S. Pump; ☆B.....           | 8709   | Control Valve Complete Rebuilding Kit.....              | 7885 |
|                                      |   | Rack & Pinion Seal Kit; W/Ford Stg. Gear; ☆Q.....                 | 8589   | Control Valve Seal Kit.....                             | 7889 |
|                                      |   | Rack & Pinion Seal Kit; W/TRW Stg. Gear; ☆R.....                  | 8591   | Power Cyl. Complete Rebuilding Kit.....                 | 7875 |
| <b>LIGHT TRUCKS</b>                  |   | Rack & Pinion Mounting Kit.....                                   | ⊗8565  | Power Cyl. Piston Rod Seal Kit.....                     | 7877 |
|                                      |   | Rack & Pinion Upper Pinion Bearing Kit.....                       | 8588   | Power Cyl. Boot Kit.....                                | 8901 |
|                                      |   | Rack & Pinion Upper Pinion Bearing Kit; W/TRW Stg. Gear; ☆R.....  | 8592   |   |      |
|                                      | <b>1978</b>   |   | <b>1964</b>  |   |      |
|                                      | <b>4-CYL. 140 ENG.; 6-CYL. 200 ENG.; 6-CYL. 250 (CANADA) ENG.; V-8 302 ENG.</b>   |   | <b>6-CYL. 144 ENG.; 6-CYL. 170 ENG.; 6-CYL. 200 ENG.; V-8 260 ENG.</b> |   |      |
|                                      |   | Pump Complete Rebuilding Kit.....                                 | 8527   | Pump Seal Kit.....                                      | 7168 |
|                                      |   | Pump Seal Kit.....  | 8526   | Pump Drive Shaft Seal Kit.....                          | 8713 |
|                                      |   | Pump Drive Shaft Seal Kit.....                                    | 8711   | Control Valve Complete Rebuilding Kit.....              | 7885 |
|                                      |   | Rack & Pinion Seal Kit; W/Ford Stg. Gear; ☆Q.....                 | 8589   | Control Valve Seal Kit.....                             | 7889 |
|                                      |   | Rack & Pinion Seal Kit; W/TRW Stg. Gear; ☆R.....                  | 8591   | Power Cyl. Complete Rebuilding Kit.....                 | 7875 |
|                                      | Rack & Pinion Mounting Kit.....   | ⊗8565   | Power Cyl. Piston Rod Seal Kit.....                                    | 7877  |      |
| <b>MEDIUM/HEAVY TRUCKS</b>           |   | Rack & Pinion Upper Pinion Bearing Kit; W/Ford Stg. Gear; ☆Q..... | 8588   | Power Cyl. Boot Kit.....                                | 8901 |
|                                      |   | Rack & Pinion Upper Pinion Bearing Kit; W/TRW Stg. Gear; ☆R.....  | 8592   |   |      |
|                                      | <b>1978</b>   |   | <b>1963</b>  |   |      |
|                                      | <b>4-CYL. 140 ENG.; 6-CYL. 200 ENG.; 6-CYL. 250 (CANADA) ENG.; V-8 302 ENG.</b>   |   | <b>6-CYL. 144 ENG.; 6-CYL. 170 ENG.; V-8 260 ENG.</b>                  |   |      |
|                                      |   | Pump Complete Rebuilding Kit.....                                 | 8527   | Pump Seal Kit.....                                      | 7168 |
|                                      |   | Pump Seal Kit.....  | 8526   | Pump Drive Shaft Seal Kit.....                          | 8713 |
|                                      |   | Pump Drive Shaft Seal Kit.....                                    | 8711   | Control Valve Complete Rebuilding Kit.....              | 7885 |
|                                      |   | Rack & Pinion Seal Kit; W/Ford Stg. Gear; ☆Q.....                 | 8589   | Control Valve Seal Kit.....                             | 7889 |
|                                      |   | Rack & Pinion Seal Kit; W/TRW Stg. Gear; ☆R.....                  | 8591   | Power Cyl. Complete Rebuilding Kit.....                 | 7875 |
|                                      |   | Rack & Pinion Mounting Kit.....                                   | ⊗8565  | Power Cyl. Piston Rod Seal Kit.....                     | 7877 |
| <b>BUSES</b>                         |   | Rack & Pinion Upper Pinion Bearing Kit; W/Ford Stg. Gear; ☆Q..... | 8588   | Power Cyl. Boot Kit.....                                | 8901 |
|                                      |   | Rack & Pinion Upper Pinion Bearing Kit; W/TRW Stg. Gear; ☆R.....  | 8592   |   |      |
|                                      | <b>FALCON</b>   |   | <b>FALCON RANCHERO</b>   |   |      |
|                                      | <b>1970</b>   |   | <b>1965</b>  |   |      |
|                                      | <b>6-CYL. 200 ENG.; 6-CYL. 250 ENG.; V-8 302 ENG.; V-8 351 ENG.; V-8 429 ENG.</b> |   | <b>6-CYL. 170 ENG.; 6-CYL. 200 ENG.; V-8 289 ENG.</b>                  |   |      |
|                                      |   | Pump Complete Rebuilding Kit.....                                 | 8500   | Pump Complete Rebuilding Kit; W/Ford P.S. Pump; ☆C..... | 8500 |
|                                      |   | Pump Seal Kit.....  | 8501   | Pump Seal Kit; W/Eaton P.S. Pump; ☆A.....               | 7168 |
|                                      |   | Pump Drive Shaft Seal Kit.....                                    | 8711   | Pump Seal Kit; W/Ford P.S. Pump; ☆C.....                | 8501 |
|                                      |   | Control Valve Complete Rebuilding Kit.....                        | 7885   | Pump Drive Shaft Seal Kit; W/Eaton P.S. Pump; ☆A.....   | 8713 |
|                                      |   | Control Valve Seal Kit.....                                       | 7889   | Pump Drive Shaft Seal Kit; W/Ford P.S. Pump; ☆C.....    | 8711 |
| <b>HOSE NUMERICAL</b>                |   | Power Cyl. Complete Rebuilding Kit.....                           | 7874   | Control Valve Complete Rebuilding Kit.....              | 7885 |
|                                      |   | Power Cyl. Piston Rod Seal Kit.....                               | 7877   | Control Valve Seal Kit.....                             | 7889 |
|                                      |   | Power Cyl. Boot Kit.....  | 8901   | Power Cyl. Complete Rebuilding Kit.....                 | 7875 |
|                                      | <b>1969</b>   |   | <b>1964-1963</b>   |   |      |
|                                      | <b>6-CYL. 170 ENG.; 6-CYL. 200 ENG.; V-8 302 ENG.</b>                             |   | <b>6-CYL. 144 ENG.; 6-CYL. 170 ENG.; V-8 260 ENG.</b>                  |   |      |
|                                      |   | Pump Complete Rebuilding Kit.....                                 | 8500   | Pump Seal Kit.....                                      | 7168 |
|                                      |   | Pump Seal Kit.....  | 8501   | Pump Drive Shaft Seal Kit.....                          | 8713 |
|                                      |   | Pump Drive Shaft Seal Kit.....                                    | 8711   | Control Valve Complete Rebuilding Kit.....              | 7885 |
|                                      |   | Control Valve Complete Rebuilding Kit.....                        | 7885   | Control Valve Seal Kit.....                             | 7889 |
|                                      |   | Control Valve Seal Kit.....                                       | 7889   | Power Cyl. Complete Rebuilding Kit.....                 | 7875 |
|                                      | Power Cyl. Complete Rebuilding Kit.....   | 7874  | Power Cyl. Piston Rod Seal Kit.....                                    | 7877  |      |
| <b>REPAIR KITS</b>                   |   | Power Cyl. Piston Rod Seal Kit.....                               | 7877   | Power Cyl. Boot Kit.....                                | 8901 |
|                                      |   | Power Cyl. Boot Kit.....  | 8901   |   |      |
|                                      | <b>1968</b>   |   | <b>1962</b>  |   |      |
|                                      | <b>6-CYL. 170 ENG.; 6-CYL. 200 ENG.; V-8 289 ENG.; V-8 302 ENG.</b>               |   | <b>6-CYL. 144 ENG.; 6-CYL. 170 ENG.</b>                                |   |      |
|                                      |   | Pump Complete Rebuilding Kit.....                                 | 8500   | Pump Seal Kit.....                                      | 7168 |
|                                      |   | Pump Seal Kit.....  | 8501   | Pump Drive Shaft Seal Kit.....                          | 8713 |
|                                      |   | Pump Drive Shaft Seal Kit.....                                    | 8711   | Control Valve Complete Rebuilding Kit.....              | 7885 |
|                                      |   | Control Valve Complete Rebuilding Kit.....                        | 7885   | Control Valve Seal Kit.....                             | 7889 |
|                                      |   | Control Valve Seal Kit.....                                       | 7889   | Power Cyl. Complete Rebuilding Kit.....                 | 7875 |
|                                      |   | Power Cyl. Complete Rebuilding Kit.....                           | 7874   | Power Cyl. Piston Rod Seal Kit.....                     | 7877 |
| <b>KIT NUMERICAL</b>                 |   | Power Cyl. Piston Rod Seal Kit.....                               | 7877   | Power Cyl. Boot Kit.....                                | 8901 |
|                                      |   | Power Cyl. Boot Kit.....  | 8901   |   |      |
|                                      | <b>ILLUSTRATIONS</b>  |   |  |   |      |

☆ See Pages A14 - A15 For Pump or Gear Identification.

⊗ Packaged one bushing per box, order as required.

# Power Steering Repair Kits for Passenger Cars and Light Trucks

| Application  | Kit No. | Application  | Kit No. |
|--|---------|--|---------|
| <b>FORD - Continued</b>  |         | <b>FORD - Continued</b>  |         |
| <b>FESTIVA</b>   |         | <b>GALAXIE - Continued</b>   |         |
| <b>1993-1990</b>   |         | <b>1966 - Continued</b>  |         |
| <b>4-CYL. 1.3 L ENG.</b>   |         | <b>6-CYL. 240 ENG.; V-8 289 ENG.; V-8 352 ENG.; V-8 390 ENG.;</b>  |         |
| Pump Seal Kit.....   | 8825    | <b>V-8 427 ENG.; V-8 428 ENG. - Continued</b>                      |         |
| <b>GALAXIE</b>   |         | Stg. Gear Major Seal Kit; W/Saginaw Stg. Gear; ☆N.....             |         |
| <b>1970</b>  |         | Stg. Gear Input Shaft Seal Kit; W/Ford Stg. Gear; ☆P.....          |         |
| <b>6-CYL. 240 ENG.; V-8 302 ENG.; V-8 351 ENG.; V-8 390 ENG.;</b>  |         | Stg. Gear Input Shaft Seal Kit; W/Saginaw Stg. Gear; ☆N.....       |         |
| <b>V-8 429 ENG.</b>  |         | Stg. Gear Complete Pitman Shaft Seal Kit; W/Ford Stg. Gear; ☆P.... |         |
| Pump Complete Rebuilding Kit.....                                  | 8500    | Stg. Gear Complete Pitman Shaft Seal Kit; W/Saginaw Stg. Gear;     |         |
| Pump Seal Kit.....   | 8501    | ☆N.....  |         |
| Pump Drive Shaft Seal Kit.....                                     | 8711    | Stg. Gear Lower Pitman Shaft Seal Kit; W/Ford Stg. Gear; ☆P.....   |         |
| Stg. Gear Complete Rebuilding Kit.....                             | 8509    | Stg. Gear Lower Pitman Shaft Seal Kit; W/Saginaw Stg. Gear; ☆N...  |         |
| Stg. Gear Major Seal Kit.....                                      | 7642    | <b>1965</b>  |         |
| Stg. Gear Input Shaft Seal Kit.....                                | 8520    | <b>6-CYL. 240 ENG.; V-8 289 ENG.; V-8 352 ENG.; V-8 390 ENG.;</b>  |         |
| Stg. Gear Complete Pitman Shaft Seal Kit.....                      | 8768    | <b>V-8 427 ENG.</b>  |         |
| Stg. Gear Lower Pitman Shaft Seal Kit.....                         | 8515    | Pump Complete Rebuilding Kit; W/Ford P.S. Pump; ☆C.....            |         |
| <b>1969</b>  |         | Pump Seal Kit; W/Eaton P.S. Pump; ☆A.....                          |         |
| <b>6-CYL. 240 ENG.; V-8 302 ENG.; V-8 351 ENG.; V-8 390 ENG.;</b>  |         | Pump Seal Kit; W/Ford P.S. Pump; ☆C.....                           |         |
| <b>V-8 428 ENG.; V-8 429 ENG.</b>                                  |         | Pump Drive Shaft Seal Kit; W/Eaton P.S. Pump; ☆A.....              |         |
| Pump Complete Rebuilding Kit.....                                  | 8500    | Pump Drive Shaft Seal Kit; W/Ford P.S. Pump; ☆C.....               |         |
| Pump Seal Kit.....   | 8501    | Stg. Gear Complete Rebuilding Kit; W/Ford Stg. Gear; ☆P.....       |         |
| Pump Drive Shaft Seal Kit.....                                     | 8711    | Stg. Gear Complete Rebuilding Kit; W/Saginaw Stg. Gear; ☆N.....    |         |
| Stg. Gear Complete Rebuilding Kit; W/Ford Stg. Gear; ☆P.....       | 8509    | Stg. Gear Major Seal Kit; W/Ford Stg. Gear; ☆P.....                |         |
| Stg. Gear Complete Rebuilding Kit; W/Saginaw Stg. Gear; ☆N.....    | 7858    | Stg. Gear Major Seal Kit; W/Saginaw Stg. Gear; ☆N.....             |         |
| Stg. Gear Major Seal Kit; W/Ford Stg. Gear; ☆P.....                | 7642    | Stg. Gear Input Shaft Seal Kit; W/Ford Stg. Gear; ☆P.....          |         |
| Stg. Gear Major Seal Kit; W/Saginaw Stg. Gear; ☆N.....             | 7860    | Stg. Gear Input Shaft Seal Kit; W/Saginaw Stg. Gear; ☆N.....       |         |
| Stg. Gear Input Shaft Seal Kit; W/Ford Stg. Gear; ☆P.....          | 8520    | Stg. Gear Complete Pitman Shaft Seal Kit; W/Ford Stg. Gear; ☆P.... |         |
| Stg. Gear Input Shaft Seal Kit; W/Saginaw Stg. Gear; ☆N.....       | 7095    | Stg. Gear Complete Pitman Shaft Seal Kit; W/Saginaw Stg. Gear;     |         |
| Stg. Gear Complete Pitman Shaft Seal Kit; W/Ford Stg. Gear; ☆P.... | 8768    | ☆N.....  |         |
| Stg. Gear Complete Pitman Shaft Seal Kit; W/Saginaw Stg. Gear;     | 8766    | Stg. Gear Lower Pitman Shaft Seal Kit; W/Ford Stg. Gear; ☆P.....   |         |
| ☆N.....  | 8515    | Stg. Gear Lower Pitman Shaft Seal Kit; W/Saginaw Stg. Gear; ☆N...  |         |
| Stg. Gear Lower Pitman Shaft Seal Kit; W/Ford Stg. Gear; ☆P.....   | 8515    | <b>1964</b>  |         |
| Stg. Gear Lower Pitman Shaft Seal Kit; W/Saginaw Stg. Gear; ☆N...  | 7856    | <b>6-CYL. 223 ENG.; V-8 289 ENG.; V-8 352 ENG.; V-8 390 ENG.;</b>  |         |
| <b>1968</b>  |         | <b>V-8 427 ENG.</b>  |         |
| <b>6-CYL. 240 ENG.; V-8 302 ENG.; V-8 390 ENG.; V-8 428 ENG.</b>   |         | Pump Seal Kit.....   |         |
| Pump Complete Rebuilding Kit.....                                  | 8500    | Pump Drive Shaft Seal Kit.....                                     |         |
| Pump Seal Kit.....   | 8501    | Control Valve Complete Rebuilding Kit.....                         |         |
| Pump Drive Shaft Seal Kit.....                                     | 8711    | Control Valve Seal Kit.....  |         |
| Stg. Gear Complete Rebuilding Kit; W/Ford Stg. Gear; ☆P.....       | 8509    | Power Cyl. Complete Rebuilding Kit.....                            |         |
| Stg. Gear Complete Rebuilding Kit; W/Saginaw Stg. Gear; ☆N.....    | 7858    | Power Cyl. Piston Rod Seal Kit.....                                |         |
| Stg. Gear Major Seal Kit; W/Ford Stg. Gear; ☆P.....                | 7642    | Power Cyl. Boot Kit.....   |         |
| Stg. Gear Major Seal Kit; W/Saginaw Stg. Gear; ☆N.....             | 7860    | <b>1963</b>  |         |
| Stg. Gear Input Shaft Seal Kit; W/Ford Stg. Gear; ☆P.....          | 8520    | <b>6-CYL. 223 ENG.; V-8 260 ENG.; V-8 289 ENG.; V-8 352 ENG.;</b>  |         |
| Stg. Gear Input Shaft Seal Kit; W/Saginaw Stg. Gear; ☆N.....       | 7095    | <b>V-8 390 ENG.; V-8 406 ENG.; V-8 427 ENG.</b>                    |         |
| Stg. Gear Complete Pitman Shaft Seal Kit; W/Ford Stg. Gear; ☆P.... | 8768    | Pump Seal Kit.....   |         |
| Stg. Gear Complete Pitman Shaft Seal Kit; W/Saginaw Stg. Gear;     | 8766    | Pump Drive Shaft Seal Kit.....                                     |         |
| ☆N.....  | 8515    | Control Valve Complete Rebuilding Kit.....                         |         |
| Stg. Gear Lower Pitman Shaft Seal Kit; W/Ford Stg. Gear; ☆P.....   | 8515    | Control Valve Seal Kit.....  |         |
| Stg. Gear Lower Pitman Shaft Seal Kit; W/Saginaw Stg. Gear; ☆N...  | 7856    | Power Cyl. Complete Rebuilding Kit.....                            |         |
| <b>1967</b>  |         | Power Cyl. Piston Rod Seal Kit.....                                |         |
| <b>6-CYL. 240 ENG.; V-8 289 ENG.; V-8 390 ENG.; V-8 427 ENG.;</b>  |         | Power Cyl. Boot Kit.....   |         |
| <b>V-8 428 ENG.</b>  |         | <b>1962</b>  |         |
| Pump Complete Rebuilding Kit.....                                  | 8500    | <b>6-CYL. 223 ENG.; V-8 292 ENG.; V-8 352 ENG.; V-8 390 ENG.;</b>  |         |
| Pump Seal Kit.....   | 8501    | <b>V-8 406 ENG.</b>  |         |
| Pump Drive Shaft Seal Kit.....                                     | 8711    | Pump Seal Kit.....   |         |
| Stg. Gear Complete Rebuilding Kit; W/Ford Stg. Gear; ☆P.....       | 8509    | Pump Drive Shaft Seal Kit.....                                     |         |
| Stg. Gear Complete Rebuilding Kit; W/Saginaw Stg. Gear; ☆N.....    | 7858    | Control Valve Complete Rebuilding Kit.....                         |         |
| Stg. Gear Major Seal Kit; W/Ford Stg. Gear; ☆P.....                | 7642    | Control Valve Seal Kit.....  |         |
| Stg. Gear Major Seal Kit; W/Saginaw Stg. Gear; ☆N.....             | 7860    | Power Cyl. Complete Rebuilding Kit.....                            |         |
| Stg. Gear Input Shaft Seal Kit; W/Ford Stg. Gear; ☆P.....          | 8520    | Power Cyl. Piston Rod Seal Kit.....                                |         |
| Stg. Gear Input Shaft Seal Kit; W/Saginaw Stg. Gear; ☆N.....       | 7095    | Power Cyl. Boot Kit.....   |         |
| Stg. Gear Complete Pitman Shaft Seal Kit; W/Ford Stg. Gear; ☆P.... | 8768    | <b>1961</b>  |         |
| Stg. Gear Complete Pitman Shaft Seal Kit; W/Saginaw Stg. Gear;     | 8766    | <b>6-CYL. 223 ENG.; V-8 292 ENG.; V-8 352 ENG.; V-8 390 ENG.</b>   |         |
| ☆N.....  | 8515    | Pump Seal Kit.....   |         |
| Stg. Gear Lower Pitman Shaft Seal Kit; W/Ford Stg. Gear; ☆P.....   | 8515    | Pump Drive Shaft Seal Kit.....                                     |         |
| Stg. Gear Lower Pitman Shaft Seal Kit; W/Saginaw Stg. Gear; ☆N...  | 7856    | Control Valve Complete Rebuilding Kit.....                         |         |
| <b>1966</b>  |         | Control Valve Seal Kit.....  |         |
| <b>6-CYL. 240 ENG.; V-8 289 ENG.; V-8 352 ENG.; V-8 390 ENG.;</b>  |         | Power Cyl. Complete Rebuilding Kit.....                            |         |
| <b>V-8 427 ENG.; V-8 428 ENG.</b>                                  |         | Power Cyl. Piston Rod Seal Kit.....                                |         |
| Pump Complete Rebuilding Kit.....                                  | 8500    | Power Cyl. Boot Kit.....   |         |
| Pump Seal Kit.....   | 8501    | <b>1960</b>  |         |
| Pump Drive Shaft Seal Kit.....                                     | 8711    | <b>6-CYL. 223 ENG.; V-8 292 ENG.; V-8 352 ENG.</b>                 |         |
| Stg. Gear Complete Rebuilding Kit; W/Ford Stg. Gear; ☆P.....       | 8509    | Pump Seal Kit.....   |         |
| Stg. Gear Complete Rebuilding Kit; W/Saginaw Stg. Gear; ☆N.....    | 7858    | Pump Drive Shaft Seal Kit.....                                     |         |
| Stg. Gear Major Seal Kit; W/Ford Stg. Gear; ☆P.....                | 7642    | Control Valve Complete Rebuilding Kit.....                         |         |

☆ See Pages A14 - A15 For Pump or Gear Identification.

⊗ Packaged one bushing per box, order as required.

**SYSTEM PUMP & GEAR IDENT.**

**SYSTEM & COMPONENT IDENT.**

**PASS. CARS**

**LIGHT TRUCKS**

**MEDIUM/HEAVY TRUCKS**

**BUSES**

**HOSE NUMERICAL**

**REPAIR KITS**

**KIT NUMERICAL**

**ILLUSTRATIONS**





# Power Steering Repair Kits for Passenger Cars and Light Trucks

| Application   | Kit No. | Application  | Kit No. |
|---|---------|--|---------|
| <b>FORD - Continued</b>   |         | <b>FORD - Continued</b>  |         |
| <b>GRANADA - Continued</b>  |         | <b>LTD - Continued</b>   |         |
| <b>1981 - Continued</b>   |         | <b>1982 - Continued</b>  |         |
| <b>4-CYL. 2.3 L ENG.; 6-CYL. 3.3 L ENG.; V-8 4.2 L ENG.</b>                                 |         | <b>V-8 4.2 L ENG.; V-8 5.0 L ENG.; V-8 5.8 L ENG. (CANADA)</b> |         |
| - Continued   |         | - Continued  |         |
| Pump Drive Shaft Seal Kit.....  | 8711    | Pump Seal Kit.....   | 8526    |
| Rack & Pinion Seal Kit.....   | 8589    | Pump Drive Shaft Seal Kit.....                                 | 8711    |
| Rack & Pinion Mounting Kit.....   | 8565    | Stg. Gear Complete Rebuilding Kit.....                         | 8896    |
| Rack & Pinion Upper Pinion Bearing Kit.....   | 8588    | Stg. Gear Major Seal Kit.....                                  | 8897    |
|   |         | Stg. Gear Input Shaft Seal Kit.....                            | 8520    |
|   |         | Stg. Gear Complete Pitman Shaft Seal Kit.....                  | 8778    |
|   |         | Stg. Gear Lower Pitman Shaft Seal Kit.....                     | 8779    |
| <b>1980</b>   |         | <b>1981</b>  |         |
| <b>6-CYL. 4.1 L ENG.; V-8 4.2 L ENG.; V-8 5.0 L ENG.</b>                                    |         | <b>V-8 4.2 L ENG.; V-8 5.0 L ENG.; V-8 5.8 L ENG.</b>          |         |
| Pump Complete Rebuilding Kit.....   | 8527    | Pump Complete Rebuilding Kit.....                              | 8527    |
| Pump Seal Kit.....  | 8526    | Pump Seal Kit.....   | 8526    |
| Pump Drive Shaft Seal Kit.....  | 8711    | Pump Drive Shaft Seal Kit.....                                 | 8711    |
| Control Valve Complete Rebuilding Kit.....  | 7885    | Stg. Gear Complete Rebuilding Kit.....                         | 8896    |
| Control Valve Seal Kit.....   | 7889    | Stg. Gear Major Seal Kit.....                                  | 8897    |
| Power Cyl. Complete Rebuilding Kit.....   | 7874    | Stg. Gear Input Shaft Seal Kit.....                            | 8520    |
| Power Cyl. Piston Rod Seal Kit.....   | 7877    | Stg. Gear Complete Pitman Shaft Seal Kit.....                  | 8778    |
| Power Cyl. Boot Kit.....  | 8901    | Stg. Gear Lower Pitman Shaft Seal Kit.....                     | 8779    |
| <b>1979</b>   |         | <b>1980</b>  |         |
| <b>6-CYL. 250 ENG.; V-8 302 ENG.</b>  |         | <b>V-8 5.0 L ENG.; V-8 5.8 L ENG.</b>                          |         |
| Pump Complete Rebuilding Kit; W/Ford P.S. Pump; ☆C.....                                     | 8527    | Pump Complete Rebuilding Kit.....                              | 8527    |
| Pump Complete Rebuilding Kit; W/Saginaw P.S. Pump; ☆B.....                                  | 7910    | Pump Seal Kit.....   | 8526    |
| Pump Seal Kit; W/Ford P.S. Pump; ☆C.....  | 8526    | Pump Drive Shaft Seal Kit.....                                 | 8711    |
| Pump Seal Kit; W/Saginaw P.S. Pump; ☆B.....   | 7918    | Stg. Gear Complete Rebuilding Kit.....                         | 8896    |
| Pump Drive Shaft Seal Kit; W/Ford P.S. Pump; ☆C.....  | 8711    | Stg. Gear Major Seal Kit.....                                  | 8897    |
| Pump Drive Shaft Seal Kit; W/Saginaw P.S. Pump; ☆B.....                                     | 8709    | Stg. Gear Input Shaft Seal Kit.....                            | 8520    |
| Control Valve Complete Rebuilding Kit.....  | 7885    | Stg. Gear Complete Pitman Shaft Seal Kit.....                  | 8778    |
| Control Valve Seal Kit.....   | 7889    | Stg. Gear Lower Pitman Shaft Seal Kit.....                     | 8779    |
| Power Cyl. Complete Rebuilding Kit.....   | 7874    |  |         |
| Power Cyl. Piston Rod Seal Kit.....   | 7877    |  |         |
| Power Cyl. Boot Kit.....  | 8901    |  |         |
| <b>1978</b>   |         | <b>1979</b>  |         |
| <b>6-CYL. 250 ENG.; V-8 302 ENG.</b>  |         | <b>V-8 302 ENG.; V-8 351 ENG.</b>                              |         |
| Pump Complete Rebuilding Kit.....   | 8527    | Pump Complete Rebuilding Kit.....                              | 8527    |
| Pump Seal Kit.....  | 8526    | Pump Seal Kit.....   | 8526    |
| Pump Drive Shaft Seal Kit.....  | 8711    | Pump Drive Shaft Seal Kit.....                                 | 8711    |
| Control Valve Complete Rebuilding Kit.....  | 7885    | Stg. Gear Complete Rebuilding Kit.....                         | 8896    |
| Control Valve Seal Kit.....   | 7889    | Stg. Gear Major Seal Kit.....                                  | 8897    |
| Power Cyl. Complete Rebuilding Kit.....   | 7874    | Stg. Gear Input Shaft Seal Kit.....                            | 8520    |
| Power Cyl. Piston Rod Seal Kit.....   | 7877    | Stg. Gear Complete Pitman Shaft Seal Kit.....                  | 8778    |
| Power Cyl. Boot Kit.....  | 8901    | Stg. Gear Lower Pitman Shaft Seal Kit.....                     | 8779    |
| <b>1977-1975</b>  |         | <b>1978</b>  |         |
| <b>6-CYL. 200 ENG.; 6-CYL. 250 ENG.; V-8 302 ENG.; V-8 351 ENG.</b>                         |         | <b>V-8 302 ENG.; V-8 351 ENG.; V-8 400 ENG.; V-8 460 ENG.</b>  |         |
| Pump Complete Rebuilding Kit.....   | 8500    | Pump Complete Rebuilding Kit; W/Ford P.S. Pump; ☆C.....        | 8527    |
| Pump Seal Kit.....  | 8501    | Pump Complete Rebuilding Kit; W/Saginaw P.S. Pump; ☆B.....     | 7910    |
| Pump Drive Shaft Seal Kit.....  | 8711    | Pump Seal Kit; W/Ford P.S. Pump; ☆C.....                       | 8526    |
| Control Valve Complete Rebuilding Kit.....  | 7885    | Pump Seal Kit; W/Saginaw P.S. Pump; ☆B.....                    | 7918    |
| Control Valve Seal Kit.....   | 7889    | Pump Drive Shaft Seal Kit; W/Ford P.S. Pump; ☆C.....           | 8711    |
| Power Cyl. Complete Rebuilding Kit.....   | 7874    | Pump Drive Shaft Seal Kit; W/Saginaw P.S. Pump; ☆B.....        | 8709    |
| Power Cyl. Piston Rod Seal Kit.....   | 7877    | Stg. Gear Complete Rebuilding Kit.....                         | 8896    |
| Power Cyl. Boot Kit.....  | 8901    | Stg. Gear Major Seal Kit.....                                  | 8897    |
|   |         | Stg. Gear Input Shaft Seal Kit.....                            | 8520    |
|   |         | Stg. Gear Complete Pitman Shaft Seal Kit.....                  | 8778    |
|   |         | Stg. Gear Lower Pitman Shaft Seal Kit.....                     | 8779    |
| <b>LTD</b>  |         | <b>1977</b>  |         |
| <b>1986-1984</b>  |         | <b>V-8 302 ENG.; V-8 351 ENG.; V-8 400 ENG.; V-8 460 ENG.</b>  |         |
| <b>4-CYL. 2.3 L ENG.; V-6 3.8 L ENG.; V-8 5.0 L ENG.; V-8 5.8 L ENG.</b>                    |         | Pump Complete Rebuilding Kit; W/Ford P.S. Pump; ☆C.....        | 8500    |
| Pump Complete Rebuilding Kit.....   | 8527    | Pump Complete Rebuilding Kit; W/Saginaw P.S. Pump; ☆B.....     | 7910    |
| Pump Seal Kit.....  | 8526    | Pump Seal Kit; W/Ford P.S. Pump; ☆C.....                       | 8501    |
| Pump Drive Shaft Seal Kit.....  | 8711    | Pump Seal Kit; W/Saginaw P.S. Pump; ☆B.....                    | 7918    |
| Rack & Pinion Seal Kit.....   | 8589    | Pump Drive Shaft Seal Kit; W/Ford P.S. Pump; ☆C.....           | 8711    |
| Rack & Pinion Mounting Kit.....   | 8565    | Pump Drive Shaft Seal Kit; W/Saginaw P.S. Pump; ☆B.....        | 8709    |
| Rack & Pinion Upper Pinion Bearing Kit.....   | 8588    | Stg. Gear Complete Rebuilding Kit.....                         | 8540    |
|   |         | Stg. Gear Major Seal Kit.....                                  | 8532    |
|   |         | Stg. Gear Input Shaft Seal Kit.....                            | 8520    |
|   |         | Stg. Gear Complete Pitman Shaft Seal Kit.....                  | 8769    |
|   |         | Stg. Gear Lower Pitman Shaft Seal Kit.....                     | 8531    |
| <b>1983</b>   |         | <b>1976-1975</b>   |         |
| <b>4-CYL. 2.3 L ENG.; 6-CYL. 3.3 L ENG.; V-6 3.8 L ENG.; V-8 5.0 L ENG.; V-8 5.8 L ENG.</b> |         | <b>V-8 351 ENG.; V-8 400 ENG.; V-8 460 ENG.</b>                |         |
| Pump Complete Rebuilding Kit.....   | 8527    | Pump Complete Rebuilding Kit; W/Ford P.S. Pump; ☆C.....        | 8500    |
| Pump Seal Kit.....  | 8526    | Pump Complete Rebuilding Kit; W/Saginaw P.S. Pump; ☆B.....     | 7910    |
| Pump Drive Shaft Seal Kit.....  | 8711    | Pump Seal Kit; W/Ford P.S. Pump; ☆C.....                       | 8501    |
| Rack & Pinion Seal Kit.....   | 8589    | Pump Seal Kit; W/Saginaw P.S. Pump; ☆B.....                    | 7918    |
| Rack & Pinion Mounting Kit.....   | 8565    | Pump Drive Shaft Seal Kit; W/Ford P.S. Pump; ☆C.....           | 8711    |
| Rack & Pinion Upper Pinion Bearing Kit.....   | 8588    | Pump Drive Shaft Seal Kit; W/Saginaw P.S. Pump; ☆B.....        | 8709    |
|   |         | Stg. Gear Complete Rebuilding Kit.....                         | 8540    |
|   |         | Stg. Gear Major Seal Kit.....                                  | 8532    |
|   |         | Stg. Gear Input Shaft Seal Kit.....                            | 8520    |
|   |         | Stg. Gear Complete Pitman Shaft Seal Kit.....                  | 8769    |
|   |         | Stg. Gear Lower Pitman Shaft Seal Kit.....                     | 8531    |
| <b>1982</b>   |         | <b>1976-1975</b>   |         |
| <b>V-8 4.2 L ENG.; V-8 5.0 L ENG.; V-8 5.8 L ENG. (CANADA)</b>                              |         | <b>V-8 351 ENG.; V-8 400 ENG.; V-8 460 ENG.</b>                |         |
| Pump Complete Rebuilding Kit.....   | 8527    | Pump Complete Rebuilding Kit; W/Ford P.S. Pump; ☆C.....        | 8500    |
|   |         | Pump Complete Rebuilding Kit; W/Saginaw P.S. Pump; ☆B.....     | 7910    |
|   |         | Pump Seal Kit; W/Ford P.S. Pump; ☆C.....                       | 8501    |
|   |         | Pump Seal Kit; W/Saginaw P.S. Pump; ☆B.....                    | 7918    |
|   |         | Pump Drive Shaft Seal Kit; W/Ford P.S. Pump; ☆C.....           | 8711    |
|   |         | Pump Drive Shaft Seal Kit; W/Saginaw P.S. Pump; ☆B.....        | 8709    |
|   |         | Stg. Gear Complete Rebuilding Kit.....                         | 8540    |
|   |         | Stg. Gear Major Seal Kit.....                                  | 8532    |
|   |         | Stg. Gear Input Shaft Seal Kit.....                            | 8520    |
|   |         | Stg. Gear Complete Pitman Shaft Seal Kit.....                  | 8769    |
|   |         | Stg. Gear Lower Pitman Shaft Seal Kit.....                     | 8531    |

☆ See Pages A14 - A15 For Pump or Gear Identification.

⊙ Packaged one bushing per box, order as required.

**SYSTEM PUMP & GEAR IDENT.**

**SYSTEM & COMPONENT IDENT.**

**PASS. CARS**

**LIGHT TRUCKS**

**MEDIUM/HEAVY TRUCKS**

**BUSES**

**HOSE NUMERICAL**

**REPAIR KITS**

**KIT NUMERICAL**

**ILLUSTRATIONS**





# Power Steering Repair Kits for Passenger Cars and Light Trucks

| Application  | Kit No. | Application   | Kit No. |
|--|---------|---|---------|
| <b>FORD - Continued</b>  |         | <b>FORD - Continued</b>   |         |
| <b>LTD II - Continued</b>  |         | <b>MUSTANG - Continued</b>  |         |
| <b>1977 - Continued</b>  |         | <b>1995 - Continued</b>   |         |
| <b>V-8 302 ENG.; V-8 351 ENG.; V-8 400 ENG. - Continued</b>            |         | <b>V-6 3.8 L ENG.; V-8 5.0 L ENG.; V-8 5.8 L ENG. - Continued</b>           |         |
| Pump Seal Kit.....   | 8501    | Pump Drive Shaft Seal Kit.....  | 8711    |
| Pump Drive Shaft Seal Kit.....   | 8711    | Rack & Pinion Seal Kit.....   | 8589    |
| Stg. Gear Complete Rebuilding Kit; W/Ford Stg. Gear; ☆P.....           | 8540    | Rack & Pinion Mounting Kit.....   | 8565    |
| Stg. Gear Complete Rebuilding Kit; W/Saginaw Stg. Gear; ☆N.....        | 7858    |   |         |
| Stg. Gear Major Seal Kit; W/Ford Stg. Gear; ☆P.....                    | 8532    | <b>1994</b>   |         |
| Stg. Gear Major Seal Kit; W/Saginaw Stg. Gear; ☆N.....                 | 7860    | <b>V-6 3.8 L ENG.; V-8 5.0 L ENG.</b>                                       |         |
| Stg. Gear Input Shaft Seal Kit; W/Ford Stg. Gear; ☆P.....              | 8520    | Pump Complete Rebuilding Kit.....   | 8527    |
| Stg. Gear Input Shaft Seal Kit; W/Saginaw Stg. Gear; ☆N.....           | 7095    | Pump Seal Kit.....  | 8526    |
| Stg. Gear Complete Pitman Shaft Seal Kit; W/Ford Stg. Gear; ☆P.....    | 8769    | Pump Drive Shaft Seal Kit.....  | 8711    |
| Stg. Gear Complete Pitman Shaft Seal Kit; W/Saginaw Stg. Gear; ☆N..... | 8766    | Rack & Pinion Seal Kit.....   | 8589    |
| Stg. Gear Lower Pitman Shaft Seal Kit; W/Ford Stg. Gear; ☆P.....       | 8531    | Rack & Pinion Mounting Kit.....   | 8565    |
| Stg. Gear Lower Pitman Shaft Seal Kit; W/Saginaw Stg. Gear; ☆N.....    | 7856    |   |         |
| <b>LTD CROWN VICTORIA</b>  |         | <b>1993</b>   |         |
| <b>1991-1987</b>   |         | <b>4-CYL. 2.3 L ENG.; V-8 5.0 L ENG.</b>                                    |         |
| <b>V-8 5.0 L ENG.; V-8 5.8 L ENG.</b>                                  |         | Pump Complete Rebuilding Kit.....   |         |
| Pump Complete Rebuilding Kit.....                                      | 8527    | Pump Seal Kit.....  | 8526    |
| Pump Seal Kit.....   | 8526    | Pump Drive Shaft Seal Kit.....  | 8711    |
| Pump Drive Shaft Seal Kit.....   | 8711    | Rack & Pinion Seal Kit.....   | 8589    |
| Stg. Gear Complete Rebuilding Kit.....                                 | 8896    | Rack & Pinion Mounting Kit.....   | 8565    |
| Stg. Gear Major Seal Kit.....  | 8897    |   |         |
| Stg. Gear Input Shaft Seal Kit.....                                    | 8520    | <b>1992-1988</b>  |         |
| Stg. Gear Complete Pitman Shaft Seal Kit.....                          | 8778    | <b>4-CYL. 2.3 L ENG.; V-8 5.0 L ENG.</b>                                    |         |
| Stg. Gear Lower Pitman Shaft Seal Kit.....                             | 8779    | Pump Complete Rebuilding Kit.....   | 8527    |
|  |         | Pump Seal Kit.....  | 8526    |
|  |         | Pump Drive Shaft Seal Kit.....  | 8711    |
|  |         | Rack & Pinion Seal Kit.....   | 8589    |
|  |         | Rack & Pinion Mounting Kit.....   | 8565    |
|  |         | Rack & Pinion Upper Pinion Bearing Kit.....                                 | 8588    |
|  |         |   |         |
| <b>MAVERICK</b>  |         | <b>1987</b>   |         |
| <b>1977-1973</b>   |         | <b>4-CYL. 2.3 L ENG.; V-8 5.0 L ENG.</b>                                    |         |
| <b>6-CYL. 200 ENG.; 6-CYL. 250 ENG.; V-8 302 ENG.</b>                  |         | Pump Complete Rebuilding Kit.....   |         |
| Pump Complete Rebuilding Kit.....                                      | 8500    | Pump Seal Kit.....  | 8526    |
| Pump Seal Kit.....   | 8501    | Pump Drive Shaft Seal Kit.....  | 8711    |
| Pump Drive Shaft Seal Kit.....   | 8711    | Pump Drive Shaft Seal Kit.....  | 8711    |
| Control Valve Complete Rebuilding Kit.....                             | 7885    | Rack & Pinion Seal Kit; W/Ford Stg. Gear; ☆Q.....                           | 8589    |
| Control Valve Seal Kit.....  | 7889    | Rack & Pinion Seal Kit; W/TRW Stg. Gear; ☆R.....                            | 8591    |
| Power Cyl. Complete Rebuilding Kit.....                                | 7874    | Rack & Pinion Mounting Kit.....   | 8565    |
| Power Cyl. Piston Rod Seal Kit.....                                    | 7877    | Rack & Pinion Upper Pinion Bearing Kit; W/Ford Stg. Gear; ☆Q.....           | 8588    |
| Power Cyl. Boot Kit.....   | 8901    | Rack & Pinion Upper Pinion Bearing Kit; W/TRW Stg. Gear; ☆R.....            | 8592    |
|  |         |   |         |
| <b>1972-1971</b>   |         | <b>1986-1983</b>  |         |
| <b>6-CYL. 170 ENG.; 6-CYL. 200 ENG.; 6-CYL. 250 ENG.; V-8 302 ENG.</b> |         | <b>4-CYL. 2.3 L ENG.; V-6 3.8 L ENG.; V-8 5.0 L ENG.</b>                    |         |
| Pump Complete Rebuilding Kit.....                                      | 8500    | Pump Complete Rebuilding Kit.....   | 8527    |
| Pump Seal Kit.....   | 8501    | Pump Seal Kit.....  | 8526    |
| Pump Drive Shaft Seal Kit.....   | 8711    | Pump Drive Shaft Seal Kit.....  | 8711    |
| Control Valve Complete Rebuilding Kit.....                             | 7885    | Rack & Pinion Seal Kit; W/Ford Stg. Gear; ☆Q.....                           | 8589    |
| Control Valve Seal Kit.....  | 7889    | Rack & Pinion Seal Kit; W/TRW Stg. Gear; ☆R.....                            | 8591    |
| Power Cyl. Complete Rebuilding Kit.....                                | 7874    | Rack & Pinion Mounting Kit.....   | 8565    |
| Power Cyl. Piston Rod Seal Kit.....                                    | 7877    | Rack & Pinion Upper Pinion Bearing Kit; W/Ford Stg. Gear; ☆Q.....           | 8588    |
| Power Cyl. Boot Kit.....   | 8901    | Rack & Pinion Upper Pinion Bearing Kit; W/TRW Stg. Gear; ☆R.....            | 8592    |
|  |         |   |         |
| <b>1970</b>  |         | <b>1982</b>   |         |
| <b>6-CYL. 170 ENG.; 6-CYL. 200 ENG.; 6-CYL. 250 ENG.</b>               |         | <b>4-CYL. 2.3 L ENG.; 6-CYL. 3.3 L ENG.; V-8 4.2 L ENG.; V-8 5.0 L ENG.</b> |         |
| Pump Complete Rebuilding Kit.....                                      | 8500    | Pump Complete Rebuilding Kit.....   | 8527    |
| Pump Seal Kit.....   | 8501    | Pump Seal Kit.....  | 8526    |
| Pump Drive Shaft Seal Kit.....   | 8711    | Pump Drive Shaft Seal Kit.....  | 8711    |
| Control Valve Complete Rebuilding Kit.....                             | 7885    | Rack & Pinion Seal Kit; W/Ford Stg. Gear; ☆Q.....                           | 8589    |
| Control Valve Seal Kit.....  | 7889    | Rack & Pinion Seal Kit; W/TRW Stg. Gear; ☆R.....                            | 8591    |
| Power Cyl. Complete Rebuilding Kit.....                                | 7874    | Rack & Pinion Mounting Kit.....   | 8565    |
| Power Cyl. Piston Rod Seal Kit.....                                    | 7877    | Rack & Pinion Upper Pinion Bearing Kit; W/Ford Stg. Gear; ☆Q.....           | 8588    |
| Power Cyl. Boot Kit.....   | 8901    | Rack & Pinion Upper Pinion Bearing Kit; W/TRW Stg. Gear; ☆R.....            | 8592    |
|  |         |   |         |
| <b>1969</b>  |         | <b>1981-1980</b>  |         |
| <b>6-CYL. 170 ENG.; 6-CYL. 200 ENG.</b>                                |         | <b>4-CYL. 2.3 L ENG.; 6-CYL. 3.3 L ENG.; V-8 4.2 L ENG.</b>                 |         |
| Pump Complete Rebuilding Kit.....                                      | 8500    | Pump Complete Rebuilding Kit.....   | 8527    |
| Pump Seal Kit.....   | 8501    | Pump Seal Kit.....  | 8526    |
| Pump Drive Shaft Seal Kit.....   | 8711    | Pump Drive Shaft Seal Kit.....  | 8711    |
| Control Valve Complete Rebuilding Kit.....                             | 7885    | Rack & Pinion Seal Kit; W/Ford Stg. Gear; ☆Q.....                           | 8589    |
| Control Valve Seal Kit.....  | 7889    | Rack & Pinion Seal Kit; W/TRW Stg. Gear; ☆R.....                            | 8591    |
| Power Cyl. Complete Rebuilding Kit.....                                | 7874    | Rack & Pinion Mounting Kit.....   | 8565    |
| Power Cyl. Piston Rod Seal Kit.....                                    | 7877    | Rack & Pinion Upper Pinion Bearing Kit; W/Ford Stg. Gear; ☆Q.....           | 8588    |
|  |         | Rack & Pinion Upper Pinion Bearing Kit; W/TRW Stg. Gear; ☆R.....            | 8592    |
|  |         |   |         |
| <b>MUSTANG</b>   |         | <b>1979</b>   |         |
| <b>1995</b>  |         | <b>4-CYL. 140 ENG.; 6-CYL. 200 ENG.; V-6 171 ENG.; V-8 302 ENG.</b>         |         |
| <b>V-6 3.8 L ENG.; V-8 5.0 L ENG.; V-8 5.8 L ENG.</b>                  |         | Pump Complete Rebuilding Kit.....   |         |
| Pump Complete Rebuilding Kit.....                                      | 8527    | Pump Seal Kit.....  | 8526    |
| Pump Seal Kit.....   | 8526    |   |         |

☆ See Pages A14 - A15 For Pump or Gear Identification.

⊙ Packaged one bushing per box, order as required.

SYSTEM  
PUMP &  
GEAR  
IDENT.

SYSTEM &  
COM-  
PONENT  
IDENT.

PASS.  
CARS

LIGHT  
TRUCKS

MEDIUM/  
HEAVY  
TRUCKS

BUSES

HOSE  
NUMER-  
ICAL

REPAIR  
KITS

KIT  
NUMER-  
ICAL

ILLUSTRATIONS

# Power Steering Repair Kits for Passenger Cars and Light Trucks

|                                      | Application   | Kit No. | Application   | Kit No. |
|--------------------------------------|---|---------|---|---------|
| <b>SYSTEM PUMP &amp; GEAR IDENT.</b> | <b>FORD - Continued</b>   |         | <b>FORD - Continued</b>   |         |
|                                      | <b>MUSTANG - Continued</b>  |         | <b>MUSTANG - Continued</b>  |         |
|                                      | <b>1979 - Continued</b>   |         | <b>1966</b>   |         |
|                                      | <b>4-CYL. 140 ENG.; 6-CYL. 200 ENG.; V-6 171 ENG.; V-8 302 ENG. - Continued</b>                               |         | <b>6-CYL. 200 ENG.; V-8 289 ENG.</b>  |         |
|                                      | Pump Drive Shaft Seal Kit.....  | 8711    | Pump Complete Rebuilding Kit.....   | 8500    |
|                                      | Rack & Pinion Seal Kit; W/Ford Stg. Gear; ☆Q.....   | 8589    | Pump Seal Kit.....  | 8501    |
|                                      | Rack & Pinion Seal Kit; W/TRW Stg. Gear; ☆R.....  | 8591    | Pump Drive Shaft Seal Kit.....  | 8711    |
|                                      | Rack & Pinion Mounting Kit.....   | ⊕8565   | Control Valve Complete Rebuilding Kit.....                                  | 7885    |
|                                      | Rack & Pinion Upper Pinion Bearing Kit; W/Ford Stg. Gear; ☆Q.....   | 8588    | Control Valve Seal Kit.....   | 7889    |
|                                      | Rack & Pinion Upper Pinion Bearing Kit; W/TRW Stg. Gear; ☆R.....  | 8592    | Power Cyl. Complete Rebuilding Kit.....                                     | 7875    |
|                                      |   |         | Power Cyl. Piston Rod Seal Kit.....   | 7877    |
|                                      |   |         | Power Cyl. Boot Kit.....  | 8901    |
|                                      | <b>1973-1972</b>  |         | <b>1965</b>   |         |
|                                      | <b>6-CYL. 250 ENG.; V-8 302 ENG.; V-8 351 ENG.</b>  |         | <b>6-CYL. 200 ENG.; V-8 289 ENG.</b>  |         |
|                                      | Pump Complete Rebuilding Kit.....   | 8500    | Pump Complete Rebuilding Kit; W/Ford P.S. Pump; ☆C.....                     | 8500    |
|                                      | Pump Seal Kit.....  | 8501    | Pump Seal Kit; W/Eaton P.S. Pump; ☆A.....                                   | 7168    |
|                                      | Pump Drive Shaft Seal Kit.....  | 8711    | Pump Seal Kit; W/Ford P.S. Pump; ☆C.....                                    | 8501    |
|                                      | Stg. Gear Complete Rebuilding Kit.....  | 7858    | Pump Drive Shaft Seal Kit; W/Eaton P.S. Pump; ☆A.....                       | 8713    |
|                                      | Stg. Gear Major Seal Kit.....   | 7860    | Pump Drive Shaft Seal Kit; W/Ford P.S. Pump; ☆C.....                        | 8711    |
|                                      | Stg. Gear Input Shaft Seal Kit.....   | 7095    | Control Valve Complete Rebuilding Kit.....                                  | 7885    |
|                                      | Stg. Gear Complete Pitman Shaft Seal Kit.....   | 8766    | Control Valve Seal Kit.....   | 7889    |
|                                      | Stg. Gear Lower Pitman Shaft Seal Kit.....  | 7856    | Power Cyl. Complete Rebuilding Kit.....                                     | 7875    |
|                                      |   |         | Power Cyl. Piston Rod Seal Kit.....   | 7877    |
|                                      |   |         | Power Cyl. Boot Kit.....  | 8901    |
|                                      | <b>1971</b>   |         | <b>1964</b>   |         |
|                                      | <b>6-CYL. 250 ENG.; V-8 302 ENG.; V-8 351 ENG.; V-8 429 ENG.</b>  |         | <b>6-CYL. 170 ENG.; V-8 260 ENG.; V-8 289 ENG.</b>                          |         |
|                                      | Pump Complete Rebuilding Kit.....   | 8500    | Pump Seal Kit.....  | 7168    |
|                                      | Pump Seal Kit.....  | 8501    | Pump Drive Shaft Seal Kit.....  | 8713    |
|                                      | Pump Drive Shaft Seal Kit.....  | 8711    | Control Valve Complete Rebuilding Kit.....                                  | 7885    |
|                                      | Stg. Gear Complete Rebuilding Kit.....  | 7858    | Control Valve Seal Kit.....   | 7889    |
|                                      | Stg. Gear Major Seal Kit.....   | 7860    | Power Cyl. Complete Rebuilding Kit.....                                     | 7875    |
|                                      | Stg. Gear Input Shaft Seal Kit.....   | 7095    | Power Cyl. Piston Rod Seal Kit.....   | 7877    |
|                                      | Stg. Gear Complete Pitman Shaft Seal Kit.....   | 8766    | Power Cyl. Boot Kit.....  | 8901    |
|                                      | Stg. Gear Lower Pitman Shaft Seal Kit.....  | 7856    |   |         |
|                                      | <b>1970</b>   |         | <b>MUSTANG II</b>   |         |
|                                      | <b>6-CYL. 200 ENG.; 6-CYL. 250 ENG.; V-8 302 ENG.; V-8 351 ENG.; V-8 428 ENG.; V-8 429 ENG.</b>               |         | <b>1978</b>   |         |
|                                      | Pump Complete Rebuilding Kit.....   | 8500    | <b>4-CYL. 140 ENG.; V-6 171 ENG.; V-8 302 ENG.</b>                          |         |
|                                      | Pump Seal Kit.....  | 8501    | Pump Complete Rebuilding Kit.....   | 8527    |
|                                      | Pump Drive Shaft Seal Kit.....  | 8711    | Pump Seal Kit.....  | 8526    |
|                                      | Control Valve Complete Rebuilding Kit.....  | 7885    | Pump Drive Shaft Seal Kit.....  | 8711    |
|                                      | Control Valve Seal Kit.....   | 7889    | Rack & Pinion Seal Kit.....   | 8591    |
|                                      | Power Cyl. Complete Rebuilding Kit.....   | 7874    | Rack & Pinion Mounting Kit.....   | ⊕8565   |
|                                      | Power Cyl. Piston Rod Seal Kit.....   | 7877    | Rack & Pinion Upper Pinion Bearing Kit.....                                 | 8592    |
|                                      | Power Cyl. Boot Kit.....  | 8901    |   |         |
|                                      | <b>1969</b>   |         | <b>1977</b>   |         |
|                                      | <b>6-CYL. 200 ENG.; 6-CYL. 250 ENG.; V-8 302 ENG.; V-8 351 ENG.; V-8 390 ENG.; V-8 428 ENG.; V-8 429 ENG.</b> |         | <b>4-CYL. 140 ENG.; V-6 171 ENG.; V-8 302 ENG.</b>                          |         |
|                                      | Pump Complete Rebuilding Kit.....   | 8500    | Pump Complete Rebuilding Kit.....   | 8500    |
|                                      | Pump Seal Kit.....  | 8501    | Pump Seal Kit.....  | 8501    |
|                                      | Pump Drive Shaft Seal Kit.....  | 8711    | Pump Drive Shaft Seal Kit.....  | 8711    |
|                                      | Control Valve Complete Rebuilding Kit.....  | 7885    | Rack & Pinion Seal Kit.....   | 8594    |
|                                      | Control Valve Seal Kit.....   | 7889    | Rack & Pinion Bellow Kit; Left.....   | 8562    |
|                                      | Power Cyl. Complete Rebuilding Kit.....   | 7874    | Rack & Pinion Mounting Kit.....   | ⊕8565   |
|                                      | Power Cyl. Piston Rod Seal Kit.....   | 7877    | Rack & Pinion Upper Pinion Bearing Kit.....                                 | 8592    |
|                                      | Power Cyl. Boot Kit.....  | 8901    | Rack & Pinion Lower Pinion Bearing Kit; W/3-Hole Mount; Jul. 5 & Older..... | 8595    |
|                                      | <b>1968</b>   |         | <b>1976-1975</b>  |         |
|                                      | <b>6-CYL. 200 ENG.; V-8 289 ENG.; V-8 302 ENG.; V-8 390 ENG.; V-8 427 ENG.; V-8 428 ENG.</b>                  |         | <b>4-CYL. 140 ENG.; V-6 171 ENG.; V-8 302 ENG.</b>                          |         |
|                                      | Pump Complete Rebuilding Kit.....   | 8500    | Pump Complete Rebuilding Kit.....   | 8500    |
|                                      | Pump Seal Kit.....  | 8501    | Pump Seal Kit.....  | 8501    |
|                                      | Pump Drive Shaft Seal Kit.....  | 8711    | Pump Drive Shaft Seal Kit.....  | 8711    |
|                                      | Control Valve Complete Rebuilding Kit.....  | 7885    | Rack & Pinion Seal Kit.....   | 8594    |
|                                      | Control Valve Seal Kit.....   | 7889    | Rack & Pinion Bellow Kit; Left.....   | 8562    |
|                                      | Power Cyl. Complete Rebuilding Kit.....   | 7874    | Rack & Pinion Mounting Kit.....   | ⊕8565   |
|                                      | Power Cyl. Piston Rod Seal Kit.....   | 7877    | Rack & Pinion Upper Pinion Bearing Kit.....                                 | 8592    |
|                                      | Power Cyl. Boot Kit.....  | 8901    | Rack & Pinion Lower Pinion Bearing Kit.....                                 | 8595    |
|                                      | <b>1967</b>   |         | <b>1974</b>   |         |
|                                      | <b>6-CYL. 200 ENG.; V-8 289 ENG.; V-8 390 ENG.</b>  |         | <b>4-CYL. 140 ENG.; V-6 171 ENG.</b>  |         |
|                                      | Pump Complete Rebuilding Kit.....   | 8500    | Pump Complete Rebuilding Kit.....   | 8500    |
|                                      | Pump Seal Kit.....  | 8501    | Pump Seal Kit.....  | 8501    |
|                                      | Pump Drive Shaft Seal Kit.....  | 8711    | Pump Drive Shaft Seal Kit.....  | 8711    |
|                                      | Control Valve Complete Rebuilding Kit.....  | 7885    | Rack & Pinion Seal Kit.....   | 8594    |
|                                      | Control Valve Seal Kit.....   | 7889    |   |         |
|                                      | Power Cyl. Complete Rebuilding Kit.....   | 7874    |   |         |
|                                      | Power Cyl. Piston Rod Seal Kit.....   | 7877    |   |         |
|                                      | Power Cyl. Boot Kit.....  | 8901    |   |         |
|                                      | <b>1966</b>   |         | <b>PINTO</b>  |         |
|                                      | <b>6-CYL. 200 ENG.; V-8 289 ENG.; V-8 390 ENG.</b>  |         | <b>1980</b>   |         |
|                                      | Pump Complete Rebuilding Kit.....   | 8500    | <b>4-CYL. 2.3 L ENG.</b>  |         |
|                                      | Pump Seal Kit.....  | 8501    | Pump Complete Rebuilding Kit.....   |         |
|                                      | Pump Drive Shaft Seal Kit.....  | 8711    | 8527  |         |
|                                      | Control Valve Complete Rebuilding Kit.....  | 7885    |   |         |
|                                      | Control Valve Seal Kit.....   | 7889    |   |         |
|                                      | Power Cyl. Complete Rebuilding Kit.....   | 7874    |   |         |
|                                      | Power Cyl. Piston Rod Seal Kit.....   | 7877    |   |         |
|                                      | Power Cyl. Boot Kit.....  | 8901    |   |         |

☆ See Pages A14 - A15 For Pump or Gear Identification.

⊕ Packaged one bushing per box, order as required.

# Power Steering Repair Kits for Passenger Cars and Light Trucks

| Application  | Kit No. | Application  | Kit No. |
|--|---------|--|---------|
| <b>FORD - Continued</b>  |         | <b>FORD - Continued</b>  |         |
| <b>PINTO - Continued</b>   |         | <b>RANCH WAGON - Continued</b>   |         |
| <b>1980 - Continued</b>  |         | <b>1974 - Continued</b>  |         |
| <b>4-CYL. 2.3 L ENG. - Continued</b>   |         | <b>V-8 351 ENG.; V-8 400 ENG.; V-8 460 ENG. - Continued</b>                  |         |
| Pump Seal Kit.....   | 8526    | Stg. Gear Input Shaft Seal Kit; W/Ford Stg. Gear; ☆P.....                    | 8520    |
| Pump Drive Shaft Seal Kit.....   | 8711    | Stg. Gear Input Shaft Seal Kit; W/Saginaw Stg. Gear; ☆N.....                 | 7095    |
| Rack & Pinion Seal Kit.....  | 8591    | Stg. Gear Complete Pitman Shaft Seal Kit; W/Ford Stg. Gear; ☆P.....          | 8769    |
| Rack & Pinion Mounting Kit.....  | 8565    | Stg. Gear Complete Pitman Shaft Seal Kit; W/Saginaw Stg. Gear; ☆N.....       | 8766    |
| Rack & Pinion Upper Pinion Bearing Kit.....                                  | 8592    | Stg. Gear Lower Pitman Shaft Seal Kit; W/Ford Stg. Gear; ☆P.....             | 8531    |
| <b>1979-1978</b>   |         | Stg. Gear Lower Pitman Shaft Seal Kit; W/Saginaw Stg. Gear; ☆N.....          | 8756    |
| <b>4-CYL. 140 ENG.; V-6 171 ENG.</b>   |         | <b>1973</b>  |         |
| Pump Complete Rebuilding Kit.....  | 8527    | <b>V-8 351 ENG.; V-8 400 ENG.; V-8 429 ENG.; V-8 460 ENG.</b>                |         |
| Pump Seal Kit.....   | 8526    | Pump Complete Rebuilding Kit.....  | 8500    |
| Pump Drive Shaft Seal Kit.....   | 8711    | Pump Seal Kit.....   | 8501    |
| Rack & Pinion Seal Kit.....  | 8591    | Pump Drive Shaft Seal Kit.....   | 8711    |
| Rack & Pinion Mounting Kit.....  | 8565    | Stg. Gear Complete Rebuilding Kit; W/Ford Stg. Gear; W/O Tag SPA-AA; ☆P..... | 8540    |
| Rack & Pinion Upper Pinion Bearing Kit.....                                  | 8592    | Stg. Gear Complete Rebuilding Kit; W/Ford Stg. Gear; W/Tag SPA-AA; ☆P.....   | 8509    |
| <b>1977</b>  |         | Stg. Gear Complete Rebuilding Kit; W/Saginaw Stg. Gear; ☆N.....              | 7858    |
| <b>4-CYL. 140 ENG.; V-6 171 ENG.</b>   |         | Stg. Gear Major Seal Kit; W/Ford Stg. Gear; W/O Tag SPA-AA; ☆P.....          | 8532    |
| Pump Complete Rebuilding Kit.....  | 8500    | Stg. Gear Major Seal Kit; W/Ford Stg. Gear; W/Tag SPA-AA; ☆P.....            | 7642    |
| Pump Seal Kit.....   | 8501    | Stg. Gear Major Seal Kit; W/Saginaw Stg. Gear; ☆N.....                       | 7860    |
| Pump Drive Shaft Seal Kit.....   | 8711    | Stg. Gear Input Shaft Seal Kit; W/Ford Stg. Gear; ☆P.....                    | 8520    |
| Rack & Pinion Seal Kit; W/2-Hole Mount; Jul. 6 & Newer.....                  | 8591    | Stg. Gear Input Shaft Seal Kit; W/Saginaw Stg. Gear; ☆N.....                 | 7095    |
| Rack & Pinion Seal Kit; W/3-Hole Mount; Jul. 5 & Older.....                  | 8594    | Stg. Gear Complete Pitman Shaft Seal Kit; W/Ford Stg. Gear; ☆P.....          | 8769    |
| Rack & Pinion Bellow Kit; Left; W/3-Hole Mount; Jul. 5 & Older.....          | 8562    | Stg. Gear Complete Pitman Shaft Seal Kit; W/Saginaw Stg. Gear; ☆N.....       | 8766    |
| Rack & Pinion Mounting Kit.....  | 8565    | Stg. Gear Lower Pitman Shaft Seal Kit; W/Ford Stg. Gear; ☆P.....             | 8531    |
| Rack & Pinion Upper Pinion Bearing Kit.....                                  | 8592    | Stg. Gear Lower Pitman Shaft Seal Kit; W/Saginaw Stg. Gear; ☆N.....          | 8756    |
| Rack & Pinion Lower Pinion Bearing Kit; W/3-Hole Mount; Jul. 5 & Older.....  | 8595    | <b>1972</b>  |         |
| <b>1976-1975</b>   |         | <b>V-8 302 ENG.; V-8 351 ENG.; V-8 400 ENG.; V-8 429 ENG.</b>                |         |
| <b>4-CYL. 140 ENG.; V-6 171 ENG.</b>   |         | Pump Complete Rebuilding Kit.....  | 8500    |
| Pump Complete Rebuilding Kit.....  | 8500    | Pump Seal Kit.....   | 8501    |
| Pump Seal Kit.....   | 8501    | Pump Drive Shaft Seal Kit.....   | 8711    |
| Pump Drive Shaft Seal Kit.....   | 8711    | Stg. Gear Complete Rebuilding Kit; W/Ford Stg. Gear; W/O Tag SPA-AA; ☆P..... | 8540    |
| Rack & Pinion Seal Kit.....  | 8594    | Stg. Gear Complete Rebuilding Kit; W/Ford Stg. Gear; W/Tag SPA-AA; ☆P.....   | 8509    |
| Rack & Pinion Bellow Kit; Left.....  | 8562    | Stg. Gear Complete Rebuilding Kit; W/Saginaw Stg. Gear; ☆N.....              | 7858    |
| Rack & Pinion Mounting Kit.....  | 8565    | Stg. Gear Major Seal Kit; W/Ford Stg. Gear; W/O Tag SPA-AA; ☆P.....          | 8532    |
| Rack & Pinion Upper Pinion Bearing Kit.....                                  | 8592    | Stg. Gear Major Seal Kit; W/Ford Stg. Gear; W/Tag SPA-AA; ☆P.....            | 7642    |
| Rack & Pinion Lower Pinion Bearing Kit.....                                  | 8595    | Stg. Gear Major Seal Kit; W/Saginaw Stg. Gear; ☆N.....                       | 7860    |
| <b>PROBE</b>   |         | Stg. Gear Input Shaft Seal Kit; W/Ford Stg. Gear; ☆P.....                    | 8520    |
| <b>1995-1993</b>   |         | Stg. Gear Input Shaft Seal Kit; W/Saginaw Stg. Gear; ☆N.....                 | 7095    |
| <b>4-CYL. 2.0 L ENG.; V-6 2.5 L ENG.</b>                                     |         | Stg. Gear Complete Pitman Shaft Seal Kit; W/Ford Stg. Gear; ☆P.....          | 8769    |
| Pump Seal Kit.....   | 8799    | Stg. Gear Complete Pitman Shaft Seal Kit; W/Saginaw Stg. Gear; ☆N.....       | 8766    |
| Rack & Pinion Seal Kit; W/TRW Rack & Pinion Gear; ☆R.....                    | 8865    | Stg. Gear Lower Pitman Shaft Seal Kit; W/Ford Stg. Gear; ☆P.....             | 8531    |
| <b>1992-1990</b>   |         | Stg. Gear Lower Pitman Shaft Seal Kit; W/Saginaw Stg. Gear; ☆N.....          | 8756    |
| <b>4-CYL. 2.2 L ENG.</b>   |         | <b>1971</b>  |         |
| Pump Seal Kit.....   | 8837    | <b>V-8 302 ENG.; V-8 351 ENG.; V-8 390 ENG.; V-8 400 ENG.; V-8 429 ENG.</b>  |         |
| Rack & Pinion Seal Kit; Models made in USA.....                              | 8732    | Pump Complete Rebuilding Kit.....  | 8500    |
| Rack & Pinion Seal Kit; W/O Turbo; Models made in Japan.....                 | 8647    | Pump Seal Kit.....   | 8501    |
| Rack & Pinion Seal Kit; W/Turbo; Models made in Japan.....                   | 8733    | Pump Drive Shaft Seal Kit.....   | 8711    |
| <b>V-6 3.0 L ENG.</b>  |         | Stg. Gear Complete Rebuilding Kit.....                                       | 8509    |
| Pump Seal Kit.....   | 8792    | Stg. Gear Major Seal Kit.....  | 7642    |
| Rack & Pinion Seal Kit; Models made in Japan.....                            | 8647    | Stg. Gear Input Shaft Seal Kit.....  | 8520    |
| Rack & Pinion Seal Kit; Models made in USA.....                              | 8732    | Stg. Gear Complete Pitman Shaft Seal Kit.....                                | 8768    |
| <b>1989</b>  |         | Stg. Gear Lower Pitman Shaft Seal Kit.....                                   | 8515    |
| <b>4-CYL. 2.2 L ENG.</b>   |         | <b>RANCHERO</b>  |         |
| Pump Seal Kit.....   | 8837    | <b>1979</b>  |         |
| Rack & Pinion Seal Kit; Models made in USA.....                              | 8732    | <b>V-8 302 ENG.; V-8 351 ENG.</b>  |         |
| Rack & Pinion Seal Kit; W/O Turbo; Models made in Japan.....                 | 8647    | Pump Complete Rebuilding Kit.....  | 8527    |
| Rack & Pinion Seal Kit; W/Turbo; Models made in Japan.....                   | 8733    | Pump Seal Kit.....   | 8526    |
| <b>RANCH WAGON</b>   |         | Pump Drive Shaft Seal Kit.....   | 8711    |
| <b>1974</b>  |         | Stg. Gear Complete Rebuilding Kit; W/Ford Stg. Gear; ☆P.....                 | 8896    |
| <b>V-8 351 ENG.; V-8 400 ENG.; V-8 460 ENG.</b>                              |         | Stg. Gear Complete Rebuilding Kit; W/Saginaw Stg. Gear; ☆N.....              | 7858    |
| Pump Complete Rebuilding Kit.....  | 8500    | Stg. Gear Major Seal Kit; W/Ford Stg. Gear; ☆P.....                          | 8897    |
| Pump Seal Kit.....   | 8501    | Stg. Gear Major Seal Kit; W/Saginaw Stg. Gear; ☆N.....                       | 7860    |
| Pump Drive Shaft Seal Kit.....   | 8711    | Stg. Gear Input Shaft Seal Kit; W/Ford Stg. Gear; ☆P.....                    | 8520    |
| Stg. Gear Complete Rebuilding Kit; W/Ford Stg. Gear; W/O Tag SPA-AA; ☆P..... | 8540    | Stg. Gear Input Shaft Seal Kit; W/Saginaw Stg. Gear; ☆N.....                 | 7095    |
| Stg. Gear Complete Rebuilding Kit; W/Ford Stg. Gear; W/Tag SPA-AA; ☆P.....   | 8509    | Stg. Gear Complete Pitman Shaft Seal Kit; W/Ford Stg. Gear; ☆P.....          | 8778    |
| Stg. Gear Complete Rebuilding Kit; W/Saginaw Stg. Gear; ☆N.....              | 7858    | Stg. Gear Complete Pitman Shaft Seal Kit; W/Saginaw Stg. Gear; ☆N.....       | 8766    |
| Stg. Gear Major Seal Kit; W/Ford Stg. Gear; W/O Tag SPA-AA; ☆P.....          | 8532    | Stg. Gear Lower Pitman Shaft Seal Kit; W/Ford Stg. Gear; ☆P.....             | 8779    |
| Stg. Gear Major Seal Kit; W/Ford Stg. Gear; W/Tag SPA-AA; ☆P.....            | 7642    |  |         |
| Stg. Gear Major Seal Kit; W/Saginaw Stg. Gear; ☆N.....                       | 7860    |  |         |

☆ See Pages A14 - A15 For Pump or Gear Identification.

⊙ Packaged one bushing per box, order as required.

SYSTEM  
PUMP &  
GEAR  
IDENT.

SYSTEM &  
COM-  
PONENT  
IDENT.

PASS.  
CARS

LIGHT  
TRUCKS

MEDIUM/  
HEAVY  
TRUCKS

BUSES

HOSE  
NUMER-  
ICAL

REPAIR  
KITS

KIT  
NUMER-  
ICAL

ILLUSTRATIONS



# Power Steering Repair Kits for Passenger Cars and Light Trucks

|                                      | Application  | Kit No. | Application  | Kit No.  |      |
|--------------------------------------|--|---------|--|--|------|
| <b>SYSTEM PUMP &amp; GEAR IDENT.</b> | <b>FORD - Continued</b>  |         | <b>FORD - Continued</b>                                    |  |      |
|                                      | <b>RANCHERO - Continued</b>  |         | <b>RANCHERO - Continued</b>                                |  |      |
|                                      | 1979 - Continued   |         | 1973-1972 - Continued                                      |  |      |
|                                      | V-8 302 ENG.; V-8 351 ENG. - Continued                                 |         | 6-CYL. 250 ENG.; V-8 302 ENG.; V-8 351 ENG.; V-8 400 ENG.; |  |      |
|                                      | Stg. Gear Lower Pitman Shaft Seal Kit; W/Saginaw Stg. Gear; ☆N...      |         | 7856   | V-8 429 ENG. - Continued   |      |
|                                      | 1978   |         |  | Pump Seal Kit.....   | 8501 |
|                                      | V-8 302 ENG.; V-8 351 ENG.; V-8 400 ENG.                               |         |  | Pump Drive Shaft Seal Kit.....   | 8711 |
|                                      | Pump Complete Rebuilding Kit.....                                      |         | 8527   | Stg. Gear Complete Rebuilding Kit; W/Ford Stg. Gear; W/O Tag           |      |
|                                      | Pump Seal Kit.....   |         | 8526   | SPA-AA; ☆P.....  | 8540 |
|                                      | Pump Drive Shaft Seal Kit.....   |         | 8711   | Stg. Gear Complete Rebuilding Kit; W/Ford Stg. Gear; W/Tag             |      |
| <b>SYSTEM &amp; COMPONENT IDENT.</b> | Stg. Gear Complete Rebuilding Kit; W/Ford Stg. Gear; ☆P.....           |         | 8896   | SPA-AA; ☆P.....  | 8509 |
|                                      | Stg. Gear Complete Rebuilding Kit; W/Saginaw Stg. Gear; ☆N.....        |         | 7858   | Stg. Gear Complete Rebuilding Kit; W/Saginaw Stg. Gear; ☆N.....        | 7858 |
|                                      | Stg. Gear Major Seal Kit; W/Ford Stg. Gear; ☆P.....                    |         | 8897   | Stg. Gear Major Seal Kit; W/Ford Stg. Gear; W/O Tag SPA-AA; ☆P.....    | 8532 |
|                                      | Stg. Gear Major Seal Kit; W/Saginaw Stg. Gear; ☆N.....                 |         | 7860   | Stg. Gear Major Seal Kit; W/Ford Stg. Gear; W/Tag SPA-AA; ☆P.....      | 7642 |
|                                      | Stg. Gear Input Shaft Seal Kit; W/Ford Stg. Gear; ☆P.....              |         | 8520   | Stg. Gear Major Seal Kit; W/Saginaw Stg. Gear; ☆N.....                 | 7860 |
|                                      | Stg. Gear Input Shaft Seal Kit; W/Saginaw Stg. Gear; ☆N.....           |         | 7095   | Stg. Gear Input Shaft Seal Kit; W/Ford Stg. Gear; ☆P.....              | 8520 |
|                                      | Stg. Gear Complete Pitman Shaft Seal Kit; W/Ford Stg. Gear; ☆P.....    |         | 8778   | Stg. Gear Input Shaft Seal Kit; W/Saginaw Stg. Gear; ☆N.....           | 7095 |
|                                      | Stg. Gear Complete Pitman Shaft Seal Kit; W/Saginaw Stg. Gear; ☆N..... |         | 8766   | Stg. Gear Complete Pitman Shaft Seal Kit; W/Ford Stg. Gear; ☆P.....    | 8769 |
|                                      | Stg. Gear Lower Pitman Shaft Seal Kit; W/Ford Stg. Gear; ☆P.....       |         | 8779   | Stg. Gear Complete Pitman Shaft Seal Kit; W/Saginaw Stg. Gear; ☆N..... | 8766 |
|                                      | Stg. Gear Lower Pitman Shaft Seal Kit; W/Saginaw Stg. Gear; ☆N.....    |         | 7856   | Stg. Gear Lower Pitman Shaft Seal Kit; W/Ford Stg. Gear; ☆P.....       | 8531 |
| <b>PASS. CARS</b>                    | 1977   |         | 1971-1970  |  |      |
|                                      | V-8 302 ENG.; V-8 351 ENG.; V-8 400 ENG.                               |         | 6-CYL. 250 ENG.; V-8 302 ENG.; V-8 351 ENG.; V-8 429 ENG.  |  |      |
|                                      | Pump Complete Rebuilding Kit.....                                      |         | 8500   | Pump Complete Rebuilding Kit.....                                      | 8500 |
|                                      | Pump Seal Kit.....   |         | 8501   | Pump Seal Kit.....   | 8501 |
|                                      | Pump Drive Shaft Seal Kit.....   |         | 8711   | Pump Drive Shaft Seal Kit.....   | 8711 |
|                                      | Stg. Gear Complete Rebuilding Kit; W/Ford Stg. Gear; ☆P.....           |         | 8540   | Control Valve Complete Rebuilding Kit.....                             | 7885 |
|                                      | Stg. Gear Complete Rebuilding Kit; W/Saginaw Stg. Gear; ☆N.....        |         | 7858   | Control Valve Seal Kit.....  | 7889 |
|                                      | Stg. Gear Major Seal Kit; W/Ford Stg. Gear; ☆P.....                    |         | 8532   | Power Cyl. Complete Rebuilding Kit.....                                | 7874 |
|                                      | Stg. Gear Major Seal Kit; W/Saginaw Stg. Gear; ☆N.....                 |         | 7860   | Power Cyl. Piston Rod Seal Kit.....                                    | 7877 |
|                                      | Stg. Gear Input Shaft Seal Kit; W/Ford Stg. Gear; ☆P.....              |         | 8520   | Power Cyl. Boot Kit.....   | 8901 |
| <b>LIGHT TRUCKS</b>                  | Stg. Gear Input Shaft Seal Kit; W/Saginaw Stg. Gear; ☆N.....           |         | 7095   |  |      |
|                                      | Stg. Gear Complete Pitman Shaft Seal Kit; W/Ford Stg. Gear; ☆P.....    |         | 8769   |  |      |
|                                      | Stg. Gear Complete Pitman Shaft Seal Kit; W/Saginaw Stg. Gear; ☆N..... |         | 8766   |  |      |
|                                      | Stg. Gear Lower Pitman Shaft Seal Kit; W/Ford Stg. Gear; ☆P.....       |         | 8531   |  |      |
|                                      | Stg. Gear Lower Pitman Shaft Seal Kit; W/Saginaw Stg. Gear; ☆N.....    |         | 7856   |  |      |
|                                      | 1976-1975  |         |  |  |      |
|                                      | V-8 351 ENG.; V-8 400 ENG.; V-8 460 ENG.                               |         |  |  |      |
|                                      | Pump Complete Rebuilding Kit.....                                      |         | 8500   |  |      |
|                                      | Pump Seal Kit.....   |         | 8501   |  |      |
|                                      | Pump Drive Shaft Seal Kit.....   |         | 8711   |  |      |
| <b>MEDIUM/HEAVY TRUCKS</b>           | Stg. Gear Complete Rebuilding Kit; W/Ford Stg. Gear; ☆P.....           |         | 8540   |  |      |
|                                      | Stg. Gear Complete Rebuilding Kit; W/Saginaw Stg. Gear; ☆N.....        |         | 7858   |  |      |
|                                      | Stg. Gear Major Seal Kit; W/Ford Stg. Gear; ☆P.....                    |         | 8532   |  |      |
|                                      | Stg. Gear Major Seal Kit; W/Saginaw Stg. Gear; ☆N.....                 |         | 7860   |  |      |
|                                      | Stg. Gear Input Shaft Seal Kit; W/Ford Stg. Gear; ☆P.....              |         | 8520   |  |      |
|                                      | Stg. Gear Input Shaft Seal Kit; W/Saginaw Stg. Gear; ☆N.....           |         | 7095   |  |      |
|                                      | Stg. Gear Complete Pitman Shaft Seal Kit; W/Ford Stg. Gear; ☆P.....    |         | 8769   |  |      |
|                                      | Stg. Gear Complete Pitman Shaft Seal Kit; W/Saginaw Stg. Gear; ☆N..... |         | 8766   |  |      |
|                                      | Stg. Gear Lower Pitman Shaft Seal Kit; W/Ford Stg. Gear; ☆P.....       |         | 8531   |  |      |
|                                      | Stg. Gear Lower Pitman Shaft Seal Kit; W/Saginaw Stg. Gear; ☆N.....    |         | 7856   |  |      |
| <b>BUSES</b>                         | 1974   |         | 1968   |  |      |
|                                      | 6-CYL. 250 ENG.; V-8 302 ENG.; V-8 351 ENG.; V-8 400 ENG.;             |         | 6-CYL. 200 ENG.; V-8 289 ENG.; V-8 302 ENG.; V-8 390 ENG.; |  |      |
|                                      | V-8 460 ENG.   |         | V-8 428 ENG.   |  |      |
|                                      | Pump Complete Rebuilding Kit.....                                      |         | 8500   | Pump Complete Rebuilding Kit.....                                      | 8500 |
|                                      | Pump Seal Kit.....   |         | 8501   | Pump Seal Kit.....   | 8501 |
|                                      | Pump Drive Shaft Seal Kit.....   |         | 8711   | Pump Drive Shaft Seal Kit.....   | 8711 |
|                                      | Stg. Gear Complete Rebuilding Kit; W/Ford Stg. Gear; W/O Tag           |         |  | Control Valve Complete Rebuilding Kit.....                             | 7885 |
|                                      | SPA-AA; ☆P.....  |         | 8540   | Control Valve Seal Kit.....  | 7889 |
|                                      | Stg. Gear Complete Rebuilding Kit; W/Ford Stg. Gear; W/Tag             |         |  | Power Cyl. Complete Rebuilding Kit.....                                | 7874 |
|                                      | SPA-AA; ☆P.....  |         | 8509   | Power Cyl. Piston Rod Seal Kit.....                                    | 7877 |
| <b>HOSE NUMERICAL</b>                | Stg. Gear Complete Rebuilding Kit; W/Saginaw Stg. Gear; ☆N.....        |         | 7858   | Power Cyl. Boot Kit.....   | 8901 |
|                                      | Stg. Gear Major Seal Kit; W/Ford Stg. Gear; W/O Tag SPA-AA; ☆P.....    |         | 8532   |  |      |
|                                      | Stg. Gear Major Seal Kit; W/Ford Stg. Gear; W/Tag SPA-AA; ☆P.....      |         | 7642   |  |      |
|                                      | Stg. Gear Major Seal Kit; W/Saginaw Stg. Gear; ☆N.....                 |         | 7860   |  |      |
|                                      | Stg. Gear Input Shaft Seal Kit; W/Ford Stg. Gear; ☆P.....              |         | 8520   |  |      |
|                                      | Stg. Gear Input Shaft Seal Kit; W/Saginaw Stg. Gear; ☆N.....           |         | 7095   |  |      |
|                                      | Stg. Gear Complete Pitman Shaft Seal Kit; W/Ford Stg. Gear; ☆P.....    |         | 8769   |  |      |
|                                      | Stg. Gear Complete Pitman Shaft Seal Kit; W/Saginaw Stg. Gear; ☆N..... |         | 8766   |  |      |
|                                      | Stg. Gear Lower Pitman Shaft Seal Kit; W/Ford Stg. Gear; ☆P.....       |         | 8531   |  |      |
|                                      | Stg. Gear Lower Pitman Shaft Seal Kit; W/Saginaw Stg. Gear; ☆N.....    |         | 7856   |  |      |
| <b>REPAIR KITS</b>                   | 1973-1972  |         | 1967   |  |      |
|                                      | 6-CYL. 250 ENG.; V-8 302 ENG.; V-8 351 ENG.; V-8 400 ENG.;             |         | 6-CYL. 200 ENG.; V-8 289 ENG.; V-8 390 ENG.                |  |      |
|                                      | V-8 429 ENG.   |         |  |  |      |
|                                      | Pump Complete Rebuilding Kit.....                                      |         | 8500   | Pump Complete Rebuilding Kit.....                                      | 8500 |
|                                      |  |         |  | Pump Seal Kit.....   | 8501 |
|                                      |  |         |  | Pump Drive Shaft Seal Kit.....   | 8711 |
|                                      |  |         |  | Control Valve Complete Rebuilding Kit.....                             | 7885 |
|                                      |  |         |  | Control Valve Seal Kit.....  | 7889 |
|                                      |  |         |  | Power Cyl. Complete Rebuilding Kit.....                                | 7874 |
|                                      |  |         |  | Power Cyl. Piston Rod Seal Kit.....                                    | 7877 |
| <b>KIT NUMERICAL</b>                 |  |         |  | Power Cyl. Boot Kit.....   | 8901 |
|                                      |  |         |  |  |      |
|                                      |  |         |  |  |      |
|                                      |  |         |  |  |      |
|                                      |  |         |  |  |      |
|                                      |  |         |  |  |      |
|                                      |  |         |  |  |      |
|                                      |  |         |  |  |      |
|                                      |  |         |  |  |      |
|                                      |  |         |  |  |      |
| <b>ILLUSTRATIONS</b>                 |  |         |  |  |      |
|                                      |  |         |  |  |      |
|                                      |  |         |  |  |      |
|                                      |  |         |  |  |      |
|                                      |  |         |  |  |      |
|                                      |  |         |  |  |      |
|                                      |  |         |  |  |      |
|                                      |  |         |  |  |      |
|                                      |  |         |  |  |      |
|                                      |  |         |  |  |      |

☆ See Pages A14 - A15 For Pump or Gear Identification.

⊛ Packaged one bushing per box, order as required.

# Power Steering Repair Kits for Passenger Cars and Light Trucks

| Application  | Kit No. | Application   | Kit No. |
|--|---------|---|---------|
| <b>FORD - Continued</b>  |         | <b>FORD - Continued</b>                                     |         |
| <b>RANGER</b>  |         | <b>RANGER - Continued</b>                                   |         |
| <b>1995-1993</b>   |         | <b>1985 - Continued</b>                                     |         |
| <b>4-CYL. 2.3 L ENG.; V-6 3.0 L ENG.; V-6 4.0 L ENG.</b>                 |         | <b>4-CYL. 2.0 L ENG.; 4-CYL. 2.3 L ENG.; V-6 2.8 L ENG.</b> |         |
| Pump Complete Rebuilding Kit.....  | 8527    | - Continued   |         |
| Pump Seal Kit.....   | 8526    | Pump Drive Shaft Seal Kit.....                              | 8711    |
| Pump Drive Shaft Seal Kit.....   | 8711    | Stg. Gear Complete Rebuilding Kit.....                      | 8896    |
| Stg. Gear Complete Rebuilding Kit.....                                   | 8896    | Stg. Gear Major Seal Kit.....                               | 8897    |
| Stg. Gear Major Seal Kit.....  | 8897    | Stg. Gear Input Shaft Seal Kit.....                         | 8520    |
| Stg. Gear Input Shaft Seal Kit.....                                      | 8520    | Stg. Gear Complete Pitman Shaft Seal Kit.....               | 8778    |
| Stg. Gear Complete Pitman Shaft Seal Kit.....                            | 8778    | Stg. Gear Lower Pitman Shaft Seal Kit.....                  | 8779    |
| Stg. Gear Lower Pitman Shaft Seal Kit.....                               | 8779    |   |         |
| <b>1992-1991</b>   |         | <b>4-CYL. 2.3 L DIESEL ENG.</b>                             |         |
| <b>4-CYL. 2.3 L ENG.; V-6 2.9 L ENG.; V-6 3.0 L ENG.; V-6 4.0 L ENG.</b> |         | Pump Complete Rebuilding Kit.....                           | 8561    |
| Pump Complete Rebuilding Kit.....  | 8527    | Pump Seal Kit.....  | 8554    |
| Pump Seal Kit.....   | 8526    | Pump Drive Shaft Seal Kit.....                              | 8712    |
| Pump Drive Shaft Seal Kit.....   | 8711    | Stg. Gear Complete Rebuilding Kit.....                      | 8896    |
| Stg. Gear Complete Rebuilding Kit.....                                   | 8896    | Stg. Gear Major Seal Kit.....                               | 8897    |
| Stg. Gear Major Seal Kit.....  | 8897    | Stg. Gear Input Shaft Seal Kit.....                         | 8520    |
| Stg. Gear Input Shaft Seal Kit.....                                      | 8520    | Stg. Gear Complete Pitman Shaft Seal Kit.....               | 8778    |
| Stg. Gear Complete Pitman Shaft Seal Kit.....                            | 8778    | Stg. Gear Lower Pitman Shaft Seal Kit.....                  | 8779    |
| Stg. Gear Lower Pitman Shaft Seal Kit.....                               | 8779    |   |         |
| <b>1990</b>  |         | <b>1984-1983</b>  |         |
| <b>4-CYL. 2.3 L ENG.; V-6 2.9 L ENG.; V-6 4.0 L ENG.</b>                 |         | <b>4-CYL. 2.0 L ENG.; 4-CYL. 2.3 L ENG.; V-6 2.8 L ENG.</b> |         |
| Pump Complete Rebuilding Kit.....  | 8527    | Pump Complete Rebuilding Kit.....                           | 8527    |
| Pump Seal Kit.....   | 8526    | Pump Seal Kit.....  | 8526    |
| Pump Drive Shaft Seal Kit.....   | 8711    | Pump Drive Shaft Seal Kit.....                              | 8711    |
| Stg. Gear Complete Rebuilding Kit.....                                   | 8896    | Stg. Gear Complete Rebuilding Kit.....                      | 8896    |
| Stg. Gear Major Seal Kit.....  | 8897    | Stg. Gear Major Seal Kit.....                               | 8897    |
| Stg. Gear Input Shaft Seal Kit.....                                      | 8520    | Stg. Gear Input Shaft Seal Kit.....                         | 8520    |
| Stg. Gear Complete Pitman Shaft Seal Kit.....                            | 8778    | Stg. Gear Complete Pitman Shaft Seal Kit.....               | 8778    |
| Stg. Gear Lower Pitman Shaft Seal Kit.....                               | 8779    | Stg. Gear Lower Pitman Shaft Seal Kit.....                  | 8779    |
| <b>1989</b>  |         | <b>4-CYL. 2.2 L DIESEL ENG.</b>                             |         |
| <b>4-CYL. 2.3 L ENG.; V-6 2.9 L ENG.</b>                                 |         | Pump Complete Rebuilding Kit.....                           | 8561    |
| Pump Complete Rebuilding Kit.....  | 8527    | Pump Seal Kit.....  | 8554    |
| Pump Seal Kit.....   | 8526    | Pump Drive Shaft Seal Kit.....                              | 8712    |
| Pump Drive Shaft Seal Kit.....   | 8711    | Stg. Gear Complete Rebuilding Kit.....                      | 8896    |
| Stg. Gear Complete Rebuilding Kit.....                                   | 8896    | Stg. Gear Major Seal Kit.....                               | 8897    |
| Stg. Gear Major Seal Kit.....  | 8897    | Stg. Gear Input Shaft Seal Kit.....                         | 8520    |
| Stg. Gear Input Shaft Seal Kit.....                                      | 8520    | Stg. Gear Complete Pitman Shaft Seal Kit.....               | 8778    |
| Stg. Gear Complete Pitman Shaft Seal Kit.....                            | 8778    | Stg. Gear Lower Pitman Shaft Seal Kit.....                  | 8779    |
| Stg. Gear Lower Pitman Shaft Seal Kit.....                               | 8779    |   |         |
| <b>1988</b>  |         | <b>SUPER DUTY PICKUP</b>                                    |         |
| <b>4-CYL. 2.3 L ENG.; V-6 2.9 L ENG.</b>                                 |         | <b>1995-1988</b>  |         |
| Pump Complete Rebuilding Kit.....  | 8527    | <b>V-8 7.3 L DIESEL ENG.; V-8 7.5 L ENG.</b>                |         |
| Pump Seal Kit.....   | 8526    | Pump Complete Rebuilding Kit.....                           | 8527    |
| Pump Drive Shaft Seal Kit.....   | 8711    | Pump Seal Kit.....  | 8526    |
| Stg. Gear Complete Rebuilding Kit.....                                   | 8896    | Pump Drive Shaft Seal Kit.....                              | 8711    |
| Stg. Gear Major Seal Kit.....  | 8897    | Stg. Gear Complete Rebuilding Kit.....                      | 8896    |
| Stg. Gear Input Shaft Seal Kit.....                                      | 8520    | Stg. Gear Major Seal Kit.....                               | 8897    |
| Stg. Gear Complete Pitman Shaft Seal Kit.....                            | 8778    | Stg. Gear Input Shaft Seal Kit.....                         | 8520    |
| Stg. Gear Lower Pitman Shaft Seal Kit.....                               | 8779    | Stg. Gear Complete Pitman Shaft Seal Kit.....               | 8778    |
| <b>1988</b>  |         | Stg. Gear Lower Pitman Shaft Seal Kit.....                  |         |
| <b>4-CYL. 2.0 L ENG.; 4-CYL. 2.3 L ENG.; V-6 2.9 L ENG.</b>              |         | 8779  |         |
| Pump Complete Rebuilding Kit.....  | 8527    | <b>TAURUS</b>   |         |
| Pump Seal Kit.....   | 8526    | <b>1995-1993</b>  |         |
| Pump Drive Shaft Seal Kit.....   | 8711    | <b>V-6 3.0 L ENG.</b>                                       |         |
| Stg. Gear Complete Rebuilding Kit.....                                   | 8896    | Pump Complete Rebuilding Kit; W/O SHO Eng.....              | 8527    |
| Stg. Gear Major Seal Kit.....  | 8897    | Pump Seal Kit; W/O SHO Eng.....                             | 8526    |
| Stg. Gear Input Shaft Seal Kit.....                                      | 8520    | Pump Seal Kit; W/SHO Eng.....                               | 8792    |
| Stg. Gear Complete Pitman Shaft Seal Kit.....                            | 8778    | Pump Drive Shaft Seal Kit; W/O SHO Eng.....                 | 8711    |
| Stg. Gear Lower Pitman Shaft Seal Kit.....                               | 8779    | Rack & Pinion Seal Kit; W/O Variable Assist.....            | 8611    |
| <b>1987-1986</b>   |         | Rack & Pinion Seal Kit; W/Variable Assist.....              | 8810    |
| <b>4-CYL. 2.0 L ENG.; 4-CYL. 2.3 L ENG.; V-6 2.9 L ENG.</b>              |         | Rack & Pinion Upper Pinion Bearing Kit.....                 | 8588    |
| Pump Complete Rebuilding Kit.....  | 8527    | <b>V-6 3.2 L ENG.</b>                                       |         |
| Pump Seal Kit.....   | 8526    | Pump Seal Kit.....  | 8792    |
| Pump Drive Shaft Seal Kit.....   | 8711    | Rack & Pinion Seal Kit; W/O Variable Assist.....            | 8611    |
| Stg. Gear Complete Rebuilding Kit.....                                   | 8896    | Rack & Pinion Seal Kit; W/Variable Assist.....              | 8810    |
| Stg. Gear Major Seal Kit.....  | 8897    | Rack & Pinion Upper Pinion Bearing Kit.....                 | 8588    |
| Stg. Gear Input Shaft Seal Kit.....                                      | 8520    | <b>V-6 3.8 L ENG.</b>                                       |         |
| Stg. Gear Complete Pitman Shaft Seal Kit.....                            | 8778    | Pump Complete Rebuilding Kit.....                           | 8527    |
| Stg. Gear Lower Pitman Shaft Seal Kit.....                               | 8779    | Pump Seal Kit.....  | 8526    |
| <b>1988</b>  |         | Pump Drive Shaft Seal Kit.....                              | 8711    |
| <b>4-CYL. 2.3 L DIESEL ENG.</b>  |         | Stg. Gear Complete Rebuilding Kit.....                      | 8896    |
| Pump Complete Rebuilding Kit.....  | 8561    | Stg. Gear Major Seal Kit.....                               | 8897    |
| Pump Seal Kit.....   | 8554    | Stg. Gear Input Shaft Seal Kit.....                         | 8520    |
| Pump Drive Shaft Seal Kit.....   | 8712    | Stg. Gear Complete Pitman Shaft Seal Kit.....               | 8778    |
| Stg. Gear Complete Rebuilding Kit.....                                   | 8896    | Stg. Gear Lower Pitman Shaft Seal Kit.....                  | 8779    |
| Stg. Gear Major Seal Kit.....  | 8897    | <b>1985</b>   |         |
| Stg. Gear Input Shaft Seal Kit.....                                      | 8520    | <b>4-CYL. 2.0 L ENG.; 4-CYL. 2.3 L ENG.; V-6 2.8 L ENG.</b> |         |
| Stg. Gear Complete Pitman Shaft Seal Kit.....                            | 8778    | Pump Complete Rebuilding Kit.....                           | 8527    |
| Stg. Gear Lower Pitman Shaft Seal Kit.....                               | 8779    | Pump Seal Kit.....  | 8526    |
| <b>1985</b>  |         | <b>4-CYL. 2.0 L ENG.; 4-CYL. 2.3 L ENG.; V-6 2.8 L ENG.</b> |         |
| <b>4-CYL. 2.0 L ENG.; 4-CYL. 2.3 L ENG.; V-6 2.8 L ENG.</b>              |         | Pump Complete Rebuilding Kit; W/O SHO Eng.....              | 8527    |
| Pump Complete Rebuilding Kit.....  | 8527    | Pump Seal Kit; W/O SHO Eng.....                             | 8526    |
| Pump Seal Kit.....   | 8526    |   |         |

☆ See Pages A14 - A15 For Pump or Gear Identification.

⊛ Packaged one bushing per box, order as required.

**SYSTEM PUMP & GEAR IDENT.**

**SYSTEM & COMPONENT IDENT.**

**PASS. CARS**

**LIGHT TRUCKS**

**MEDIUM/HEAVY TRUCKS**

**BUSES**

**HOSE NUMERICAL**

**REPAIR KITS**

**KIT NUMERICAL**

**ILLUSTRATIONS**

# Power Steering Repair Kits for Passenger Cars and Light Trucks

|                                      | Application  | Kit No.   | Application  | Kit No.  |      |
|--------------------------------------|--|---|--|--|------|
| <b>SYSTEM PUMP &amp; GEAR IDENT.</b> | <b>FORD - Continued</b>                                  |   | <b>FORD - Continued</b>                                  |  |      |
|                                      | <b>TAURUS - Continued</b>                                |   | <b>TEMPO - Continued</b>                                 |  |      |
|                                      | <b>1992 - Continued</b>                                  |   | <b>1989-1987</b>   |  |      |
|                                      | <b>V-6 3.0 L ENG. - Continued</b>                        |   | <b>4-CYL. 2.3 L ENG.</b>                                 |  |      |
|                                      |  | Pump Seal Kit; W/SHO Eng. ....                    | 8792   | Pump Complete Rebuilding Kit .....                 | 8527 |
|                                      |  | Pump Drive Shaft Seal Kit; W/O SHO Eng. ....      | 8711   | Pump Seal Kit .....                                | 8526 |
|                                      |  | Rack & Pinion Seal Kit; W/O Variable Assist. .... | 8611   | Pump Drive Shaft Seal Kit .....                    | 8711 |
|                                      |  | Rack & Pinion Seal Kit; W/Variable Assist. ....   | 8810   | Rack & Pinion Seal Kit; W/Ford Stg. Gear; ☆Q ..... | 8629 |
|                                      |  | Rack & Pinion Upper Pinion Bearing Kit .....      | 8588   | Rack & Pinion Seal Kit; W/TRW Stg. Gear; ☆R .....  | 8612 |
|                                      |  | <b>V-6 3.8 L ENG.</b>                             |  | <b>1986-1984</b>                                   |      |
|                                      | Pump Complete Rebuilding Kit .....                       | 8527  | <b>4-CYL. 2.0 L DIESEL ENG.; 4-CYL. 2.3 L ENG.</b>       |  |      |
|                                      | Pump Seal Kit .....                                      | 8526  | Pump Complete Rebuilding Kit .....                       | 8527   |      |
|                                      | Pump Drive Shaft Seal Kit .....                          | 8711  | Pump Seal Kit .....                                      | 8526   |      |
|                                      | Rack & Pinion Seal Kit; W/O Variable Assist. ....        | 8611  | Pump Drive Shaft Seal Kit .....                          | 8711   |      |
|                                      | Rack & Pinion Seal Kit; W/Variable Assist. ....          | 8810  | Rack & Pinion Seal Kit .....                             | 8612   |      |
|                                      | Rack & Pinion Upper Pinion Bearing Kit .....             | 8588  | <b>THUNDERBIRD</b>                                       |  |      |
|                                      | <b>1991-1990</b>   |   | <b>1995-1994</b>   |  |      |
|                                      | <b>4-CYL. 2.5 L ENG.; V-6 3.8 L ENG.</b>                 |   | <b>V-6 3.8 L ENG.</b>                                    |  |      |
|                                      | Pump Complete Rebuilding Kit .....                       | 8527  | Pump Complete Rebuilding Kit .....                       | 8527   |      |
|                                      | Pump Seal Kit .....                                      | 8526  | Pump Seal Kit .....                                      | 8526   |      |
|                                      | Pump Drive Shaft Seal Kit .....                          | 8711  | Pump Drive Shaft Seal Kit .....                          | 8711   |      |
|                                      | Rack & Pinion Seal Kit; W/O Variable Assist. ....        | 8611  | Rack & Pinion Seal Kit .....                             | 8621   |      |
|                                      | Rack & Pinion Seal Kit; W/Variable Assist. ....          | 8810  | Rack & Pinion Mounting Kit .....                         | ⊗8565  |      |
|                                      | Rack & Pinion Upper Pinion Bearing Kit .....             | 8588  | Rack & Pinion Upper Pinion Bearing Kit .....             | 8588   |      |
|                                      | <b>V-6 3.0 L ENG.</b>                                    |   | <b>V-6 3.8 L ENG.</b>                                    |  |      |
|                                      | Pump Complete Rebuilding Kit; W/O SHO Eng. ....          | 8527  | Pump Seal Kit .....                                      | 8526   |      |
|                                      | Pump Seal Kit; W/O SHO Eng. ....                         | 8526  | Pump Drive Shaft Seal Kit .....                          | 8711   |      |
|                                      | Pump Seal Kit; W/SHO Eng. ....                           | 8792  | Rack & Pinion Seal Kit .....                             | 8621   |      |
|                                      | Pump Drive Shaft Seal Kit; W/O SHO Eng. ....             | 8711  | Rack & Pinion Mounting Kit .....                         | ⊗8565  |      |
|                                      | Rack & Pinion Seal Kit; W/O Variable Assist. ....        | 8611  | Rack & Pinion Upper Pinion Bearing Kit .....             | 8588   |      |
|                                      | Rack & Pinion Seal Kit; W/Variable Assist. ....          | 8810  | <b>V-6 4.6 L ENG.</b>                                    |  |      |
|                                      | Rack & Pinion Upper Pinion Bearing Kit .....             | 8588  | Pump Seal Kit .....                                      | 8634   |      |
|                                      | <b>1989</b>  |   | Pump Drive Shaft Seal Kit .....                          | 8635   |      |
|                                      | <b>4-CYL. 2.5 L ENG.; V-6 3.8 L ENG.</b>                 |   | Rack & Pinion Seal Kit .....                             | 8621   |      |
|                                      | Pump Complete Rebuilding Kit .....                       | 8527  | Rack & Pinion Mounting Kit .....                         | ⊗8565  |      |
|                                      | Pump Seal Kit .....                                      | 8526  | Rack & Pinion Upper Pinion Bearing Kit .....             | 8588   |      |
|                                      | Pump Drive Shaft Seal Kit .....                          | 8711  | <b>1993-1991</b>   |  |      |
|                                      | Rack & Pinion Seal Kit .....                             | 8611  | <b>V-6 3.8 L ENG.; V-8 5.0 L ENG.</b>                    |  |      |
|                                      | Rack & Pinion Upper Pinion Bearing Kit .....             | 8588  | Pump Complete Rebuilding Kit .....                       | 8527   |      |
|                                      | <b>V-6 3.0 L ENG.</b>                                    |   | Pump Seal Kit .....                                      | 8526   |      |
|                                      | Pump Complete Rebuilding Kit; W/O SHO Eng. ....          | 8527  | Pump Drive Shaft Seal Kit .....                          | 8711   |      |
|                                      | Pump Seal Kit; W/O SHO Eng. ....                         | 8526  | Rack & Pinion Seal Kit .....                             | 8621   |      |
|                                      | Pump Seal Kit; W/SHO Eng. ....                           | 8792  | Rack & Pinion Mounting Kit .....                         | ⊗8565  |      |
|                                      | Pump Drive Shaft Seal Kit; W/O SHO Eng. ....             | 8711  | Rack & Pinion Upper Pinion Bearing Kit .....             | 8588   |      |
|                                      | Rack & Pinion Seal Kit .....                             | 8611  | <b>1990-1989</b>   |  |      |
|                                      | Rack & Pinion Upper Pinion Bearing Kit .....             | 8588  | <b>V-6 3.8 L ENG.</b>                                    |  |      |
|                                      | <b>1988</b>  |   | Pump Complete Rebuilding Kit .....                       | 8527   |      |
|                                      | <b>4-CYL. 2.5 L ENG.; V-6 3.0 L ENG.; V-6 3.8 L ENG.</b> |   | Pump Seal Kit .....                                      | 8526   |      |
|                                      | Pump Complete Rebuilding Kit .....                       | 8527  | Pump Drive Shaft Seal Kit .....                          | 8711   |      |
|                                      | Pump Seal Kit .....                                      | 8526  | Rack & Pinion Seal Kit .....                             | 8621   |      |
|                                      | Pump Drive Shaft Seal Kit .....                          | 8711  | Rack & Pinion Mounting Kit .....                         | ⊗8565  |      |
|                                      | Rack & Pinion Seal Kit .....                             | 8611  | Rack & Pinion Upper Pinion Bearing Kit .....             | 8588   |      |
|                                      | Rack & Pinion Upper Pinion Bearing Kit .....             | 8588  | <b>1988-1983</b>   |  |      |
|                                      | <b>1987-1986</b>   |   | <b>4-CYL. 2.3 L ENG.; V-6 3.8 L ENG.; V-8 5.0 L ENG.</b> |  |      |
|                                      | <b>4-CYL. 2.5 L ENG.; V-6 3.0 L ENG.</b>                 |   | Pump Complete Rebuilding Kit .....                       | 8527   |      |
|                                      | Pump Complete Rebuilding Kit .....                       | 8527  | Pump Seal Kit .....                                      | 8526   |      |
|                                      | Pump Seal Kit .....                                      | 8526  | Pump Drive Shaft Seal Kit .....                          | 8711   |      |
|                                      | Pump Drive Shaft Seal Kit .....                          | 8711  | Rack & Pinion Seal Kit .....                             | 8589   |      |
|                                      | Rack & Pinion Seal Kit .....                             | 8611  | Rack & Pinion Mounting Kit .....                         | ⊗8565  |      |
|                                      | Rack & Pinion Upper Pinion Bearing Kit .....             | 8588  | Rack & Pinion Upper Pinion Bearing Kit .....             | 8588   |      |
|                                      | <b>1982</b>  |   | <b>1982</b>  |  |      |
|                                      | <b>6-CYL. 3.3 L ENG.; V-6 3.8 L ENG.; V-8 4.2 L ENG.</b> |   | <b>6-CYL. 3.3 L ENG.; V-6 3.8 L ENG.; V-8 4.2 L ENG.</b> |  |      |
|                                      | Pump Complete Rebuilding Kit .....                       | 8527  | Pump Complete Rebuilding Kit .....                       | 8527   |      |
|                                      | Pump Seal Kit .....                                      | 8526  | Pump Seal Kit .....                                      | 8526   |      |
|                                      | Pump Drive Shaft Seal Kit .....                          | 8711  | Pump Drive Shaft Seal Kit .....                          | 8711   |      |
|                                      | Rack & Pinion Seal Kit .....                             | 8589  | Rack & Pinion Seal Kit .....                             | 8589   |      |
|                                      | Rack & Pinion Mounting Kit .....                         | ⊗8565   | Rack & Pinion Mounting Kit .....                         | ⊗8565  |      |
|                                      | Rack & Pinion Upper Pinion Bearing Kit .....             | 8588  | Rack & Pinion Upper Pinion Bearing Kit .....             | 8588   |      |
|                                      | <b>1981-1980</b>   |   | <b>1981-1980</b>   |  |      |
|                                      | <b>6-CYL. 3.3 L ENG.; V-8 4.2 L ENG.; V-8 5.0 L ENG.</b> |   | <b>6-CYL. 3.3 L ENG.; V-8 4.2 L ENG.; V-8 5.0 L ENG.</b> |  |      |
|                                      | Pump Complete Rebuilding Kit .....                       | 8527  | Pump Complete Rebuilding Kit .....                       | 8527   |      |
|                                      | Pump Seal Kit .....                                      | 8526  | Pump Seal Kit .....                                      | 8526   |      |
|                                      | Pump Drive Shaft Seal Kit .....                          | 8711  | Pump Drive Shaft Seal Kit .....                          | 8711   |      |
|                                      | Rack & Pinion Seal Kit .....                             | 8589  | Rack & Pinion Seal Kit .....                             | 8589   |      |
|                                      | Rack & Pinion Mounting Kit .....                         | ⊗8565   | Rack & Pinion Mounting Kit .....                         | ⊗8565  |      |
|                                      | Rack & Pinion Upper Pinion Bearing Kit .....             | 8588  | Rack & Pinion Upper Pinion Bearing Kit .....             | 8588   |      |
|                                      | <b>1979</b>  |   | <b>1979</b>  |  |      |
|                                      | <b>V-8 302 ENG.; V-8 351 ENG.</b>                        |   | <b>V-8 302 ENG.; V-8 351 ENG.</b>                        |  |      |
|                                      | Pump Complete Rebuilding Kit .....                       | 8527  | Pump Complete Rebuilding Kit .....                       | 8527   |      |
|                                      | Pump Seal Kit .....                                      | 8526  | Pump Seal Kit .....                                      | 8526   |      |

☆ See Pages A14 - A15 For Pump or Gear Identification.

⊗ Packaged one bushing per box, order as required.





# Power Steering Repair Kits for Passenger Cars and Light Trucks

|  | Application  | Kit No.                                    | Application  | Kit No.            |
|--|--|--|--|--------------------|
| <b>SYSTEM PUMP &amp; GEAR IDENT.</b>   | <b>FORD - Continued</b>  |  | <b>FORD - Continued</b>  |                    |
|  | <b>THUNDERBIRD - Continued</b>   |  | <b>TORINO - Continued</b>  |                    |
|  | <b>1960-1959</b>   |  | <b>1973 - Continued</b>  |                    |
|  | <b>V-8 352 ENG.; V-8 430 ENG.</b>  |  | <b>6-CYL. 250 ENG.; V-8 302 ENG.; V-8 351 ENG.; V-8 400 ENG.; V-8 429 ENG.; V-8 460 ENG. - Continued</b> |                    |
|  | Pump Seal Kit.....   | 7168                                       | Stg. Gear Complete Rebuilding Kit; W/Ford Stg. Gear; W/Tag SPA-AA; ☆P.....                               | 8509               |
|  | Pump Drive Shaft Seal Kit.....   | 8713                                       | Stg. Gear Complete Rebuilding Kit; W/Saginaw Stg. Gear; ☆N.....  | 7858               |
|  | Power Cyl. Complete Rebuilding Kit.....  | 7875                                       | Stg. Gear Major Seal Kit; W/Ford Stg. Gear; W/O Tag SPA-AA; ☆P.....                                      | 8532               |
|  | Power Cyl. Piston Rod Seal Kit.....  | 7877                                       | Stg. Gear Major Seal Kit; W/Ford Stg. Gear; W/Tag SPA-AA; ☆P.....  | 7642               |
|  | Power Cyl. Boot Kit.....   | 8901                                       | Stg. Gear Major Seal Kit; W/Saginaw Stg. Gear; ☆N.....   | 7860               |
|  |  |  | Stg. Gear Input Shaft Seal Kit; W/Ford Stg. Gear; ☆P.....  | 8520               |
| <b>SYSTEM &amp; COMPONENT IDENT.</b>   | <b>1958</b>  |  | Stg. Gear Input Shaft Seal Kit; W/Saginaw Stg. Gear; ☆N.....   | 7095               |
|  | <b>V-8 352 ENG.</b>  |  | Stg. Gear Complete Pitman Shaft Seal Kit; W/Ford Stg. Gear; ☆P.....                                      | 8769               |
|  | Pump Seal Kit.....   | 7168                                       | Stg. Gear Complete Pitman Shaft Seal Kit; W/Saginaw Stg. Gear; ☆N.....                                   | 8766               |
|  | Pump Drive Shaft Seal Kit.....   | 8713                                       | Stg. Gear Lower Pitman Shaft Seal Kit; W/Ford Stg. Gear; ☆P.....   | 8531               |
|  | Power Cyl. Complete Rebuilding Kit.....  | 7875                                       | Stg. Gear Lower Pitman Shaft Seal Kit; W/Saginaw Stg. Gear; ☆N.....                                      | 7856               |
|  | Power Cyl. Piston Rod Seal Kit.....  | 7877                                       |  |                    |
|  | Power Cyl. Boot Kit.....   | 8901                                       | <b>1972</b>  |                    |
|  |  |  | <b>6-CYL. 250 ENG.; V-8 302 ENG.; V-8 351 ENG.; V-8 400 ENG.; V-8 429 ENG.</b>                           |                    |
|  |  |  | Pump Complete Rebuilding Kit.....  | 8500               |
|  | <b>PASS. CARS</b>  | <b>1957</b>                                |  | Pump Seal Kit..... |
| <b>V-8 292 ENG.; V-8 312 ENG.</b>  |  | Pump Drive Shaft Seal Kit.....             | 8711   |                    |
| Pump Drive Shaft Seal Kit.....   |  | 8713                                       | Stg. Gear Complete Rebuilding Kit; W/Ford Stg. Gear; W/O Tag SPA-AA; ☆P.....                             | 8540               |
| Power Cyl. Complete Rebuilding Kit.....  |  | 7875                                       | Stg. Gear Complete Rebuilding Kit; W/Ford Stg. Gear; W/Tag SPA-AA; ☆P.....                               | 8509               |
| Power Cyl. Piston Rod Seal Kit.....  |  | 7877                                       | Stg. Gear Complete Rebuilding Kit; W/Saginaw Stg. Gear; ☆N.....  | 7858               |
| Power Cyl. Boot Kit.....   |  | 8901                                       | Stg. Gear Major Seal Kit; W/Ford Stg. Gear; W/O Tag SPA-AA; ☆P.....                                      | 8532               |
|  |  |  | Stg. Gear Major Seal Kit; W/Ford Stg. Gear; W/Tag SPA-AA; ☆P.....  | 7642               |
|  |  |  | Stg. Gear Major Seal Kit; W/Saginaw Stg. Gear; ☆N.....   | 7860               |
|  |  |  | Stg. Gear Input Shaft Seal Kit; W/Ford Stg. Gear; ☆P.....  | 8520               |
|  |  |  | Stg. Gear Input Shaft Seal Kit; W/Saginaw Stg. Gear; ☆N.....   | 7095               |
| <b>LIGHT TRUCKS</b>  | <b>1956</b>  |  | Stg. Gear Complete Pitman Shaft Seal Kit; W/Ford Stg. Gear; ☆P.....                                      | 8769               |
|  | <b>V-8 292 ENG.; V-8 312 ENG.</b>  |  | Stg. Gear Complete Pitman Shaft Seal Kit; W/Saginaw Stg. Gear; ☆N.....                                   | 8766               |
|  | Pump Drive Shaft Seal Kit.....   | 8713                                       | Stg. Gear Lower Pitman Shaft Seal Kit; W/Ford Stg. Gear; ☆P.....   | 8531               |
|  |  |  | Stg. Gear Lower Pitman Shaft Seal Kit; W/Saginaw Stg. Gear; ☆N.....                                      | 7856               |
|  | <b>1955</b>  |  |  |                    |
|  | <b>V-8 292 ENG.</b>  |  |  |                    |
|  | Pump Drive Shaft Seal Kit.....   | 8713                                       | <b>1971-1970</b>   |                    |
|  |  |  | <b>6-CYL. 250 ENG.; V-8 302 ENG.; V-8 351 ENG.; V-8 429 ENG.</b>   |                    |
|  |  |  | Pump Complete Rebuilding Kit.....  | 8500               |
|  |  |  | Pump Seal Kit.....   | 8501               |
| <b>MEDIUM/HEAVY TRUCKS</b>   | <b>TORINO</b>  |  | Pump Drive Shaft Seal Kit.....   | 8711               |
|  | <b>1976-1975</b>   |  | Control Valve Complete Rebuilding Kit.....   | 7885               |
|  | <b>V-8 351 ENG.; V-8 400 ENG.; V-8 460 ENG.</b>  |  | Control Valve Seal Kit.....  | 7889               |
|  | Pump Complete Rebuilding Kit.....  | 8500                                       | Power Cyl. Complete Rebuilding Kit.....  | 7874               |
|  | Pump Seal Kit.....   | 8501                                       | Power Cyl. Piston Rod Seal Kit.....  | 7877               |
|  | Pump Drive Shaft Seal Kit.....   | 8711                                       | Power Cyl. Boot Kit.....   | 8901               |
|  | Stg. Gear Complete Rebuilding Kit; W/Ford Stg. Gear; ☆P.....                                 | 8540                                       |  |                    |
|  | Stg. Gear Complete Rebuilding Kit; W/Saginaw Stg. Gear; ☆N.....                              | 7858                                       | <b>1969</b>  |                    |
|  | Stg. Gear Major Seal Kit; W/Ford Stg. Gear; ☆P.....  | 8532                                       | <b>6-CYL. 250 ENG.; V-8 302 ENG.; V-8 351 ENG.; V-8 390 ENG.; V-8 428 ENG.</b>                           |                    |
|  | Stg. Gear Major Seal Kit; W/Saginaw Stg. Gear; ☆N.....                                       | 7860                                       | Pump Complete Rebuilding Kit.....  | 8500               |
| Stg. Gear Input Shaft Seal Kit; W/Ford Stg. Gear; ☆P.....                                    | 8520   | Pump Seal Kit.....                         | 8501   |                    |
| Stg. Gear Input Shaft Seal Kit; W/Saginaw Stg. Gear; ☆N.....                                 | 7095   | Pump Drive Shaft Seal Kit.....             | 8711   |                    |
| Stg. Gear Complete Pitman Shaft Seal Kit; W/Ford Stg. Gear; ☆P.....                          | 8769   | Control Valve Complete Rebuilding Kit..... | 7885   |                    |
| Stg. Gear Complete Pitman Shaft Seal Kit; W/Saginaw Stg. Gear; ☆N.....                       | 8766   | Control Valve Seal Kit.....                | 7889   |                    |
| Stg. Gear Lower Pitman Shaft Seal Kit; W/Ford Stg. Gear; ☆P.....                             | 8531   | Power Cyl. Complete Rebuilding Kit.....    | 7874   |                    |
| Stg. Gear Lower Pitman Shaft Seal Kit; W/Saginaw Stg. Gear; ☆N.....                          | 7856   | Power Cyl. Piston Rod Seal Kit.....        | 7877   |                    |
|  |  | Power Cyl. Boot Kit.....                   | 8901   |                    |
| <b>BUSES</b>   | <b>1974</b>  |  |  |                    |
|  | <b>6-CYL. 250 ENG.; V-8 302 ENG.; V-8 351 ENG.; V-8 400 ENG.; V-8 460 ENG.</b>               |  |  |                    |
|  | Pump Complete Rebuilding Kit.....  | 8500                                       |  |                    |
|  | Pump Seal Kit.....   | 8501                                       |  |                    |
|  | Pump Drive Shaft Seal Kit.....   | 8711                                       |  |                    |
|  | Stg. Gear Complete Rebuilding Kit; W/Ford Stg. Gear; W/O Tag SPA-AA; ☆P.....                 | 8540                                       |  |                    |
|  | Stg. Gear Complete Rebuilding Kit; W/Ford Stg. Gear; W/Tag SPA-AA; ☆P.....                   | 8509                                       |  |                    |
|  | Stg. Gear Complete Rebuilding Kit; W/Saginaw Stg. Gear; ☆N.....                              | 7858                                       |  |                    |
|  | Stg. Gear Major Seal Kit; W/Ford Stg. Gear; W/O Tag SPA-AA; ☆P.....                          | 8532                                       |  |                    |
|  | Stg. Gear Major Seal Kit; W/Ford Stg. Gear; W/Tag SPA-AA; ☆P.....                            | 7642                                       |  |                    |
| <b>HOSE NUMERICAL</b>  | <b>1973</b>  |  |  |                    |
|  | <b>6-CYL. 200 ENG.; V-8 289 ENG.; V-8 302 ENG.; V-8 390 ENG.; V-8 428 ENG.</b>               |  |  |                    |
|  | Pump Complete Rebuilding Kit.....  | 8500                                       |  |                    |
|  | Pump Seal Kit.....   | 8501                                       |  |                    |
|  | Pump Drive Shaft Seal Kit.....   | 8711                                       |  |                    |
|  | Control Valve Complete Rebuilding Kit.....   | 7885                                       |  |                    |
|  | Control Valve Seal Kit.....  | 7889                                       |  |                    |
|  | Power Cyl. Complete Rebuilding Kit.....  | 7874                                       |  |                    |
|  | Power Cyl. Piston Rod Seal Kit.....  | 7877                                       |  |                    |
|  | Power Cyl. Boot Kit.....   | 8901                                       |  |                    |
| <b>REPAIR KITS</b>   | <b>1968</b>  |  |  |                    |
|  | <b>6-CYL. 200 ENG.; V-8 289 ENG.; V-8 302 ENG.; V-8 390 ENG.; V-8 428 ENG.</b>               |  |  |                    |
|  | Pump Complete Rebuilding Kit.....  | 8500                                       |  |                    |
|  | Pump Seal Kit.....   | 8501                                       |  |                    |
|  | Pump Drive Shaft Seal Kit.....   | 8711                                       |  |                    |
|  | Control Valve Complete Rebuilding Kit.....   | 7885                                       |  |                    |
|  | Control Valve Seal Kit.....  | 7889                                       |  |                    |
|  | Power Cyl. Complete Rebuilding Kit.....  | 7874                                       |  |                    |
|  | Power Cyl. Piston Rod Seal Kit.....  | 7877                                       |  |                    |
|  | Power Cyl. Boot Kit.....   | 8901                                       |  |                    |
| <b>KIT NUMERICAL</b>   | <b>1968</b>  |  |  |                    |
|  | <b>6-CYL. 200 ENG.; V-8 289 ENG.; V-8 302 ENG.; V-8 390 ENG.; V-8 428 ENG.</b>               |  |  |                    |
|  | Pump Complete Rebuilding Kit.....  | 8500                                       |  |                    |
|  | Pump Seal Kit.....   | 8501                                       |  |                    |
|  | Pump Drive Shaft Seal Kit.....   | 8711                                       |  |                    |
|  | Control Valve Complete Rebuilding Kit.....   | 7885                                       |  |                    |
|  | Control Valve Seal Kit.....  | 7889                                       |  |                    |
|  | Power Cyl. Complete Rebuilding Kit.....  | 7874                                       |  |                    |
|  | Power Cyl. Piston Rod Seal Kit.....  | 7877                                       |  |                    |
|  | Power Cyl. Boot Kit.....   | 8901                                       |  |                    |
| <b>ILLUSTRATIONS</b>   | <b>1973</b>  |  |  |                    |
|  | <b>6-CYL. 250 ENG.; V-8 302 ENG.; V-8 351 ENG.; V-8 400 ENG.; V-8 429 ENG.; V-8 460 ENG.</b> |  |  |                    |
|  | Pump Complete Rebuilding Kit.....  | 8500                                       |  |                    |
|  | Pump Seal Kit.....   | 8501                                       |  |                    |
|  | Pump Drive Shaft Seal Kit.....   | 8711                                       |  |                    |
|  | Stg. Gear Complete Rebuilding Kit; W/Ford Stg. Gear; W/O Tag SPA-AA; ☆P.....                 | 8540                                       |  |                    |
|  | Stg. Gear Complete Rebuilding Kit; W/Saginaw Stg. Gear; ☆N.....                              | 7858                                       |  |                    |
|  | Stg. Gear Major Seal Kit; W/Ford Stg. Gear; W/O Tag SPA-AA; ☆P.....                          | 8532                                       |  |                    |
|  | Stg. Gear Major Seal Kit; W/Ford Stg. Gear; W/Tag SPA-AA; ☆P.....                            | 7642                                       |  |                    |
|  | Stg. Gear Major Seal Kit; W/Saginaw Stg. Gear; ☆N.....                                       | 7860                                       |  |                    |
| <b>1973</b>  |  |  |  |                    |
| <b>6-CYL. 250 ENG.; V-8 302 ENG.; V-8 351 ENG.; V-8 400 ENG.; V-8 429 ENG.; V-8 460 ENG.</b> |  |  |  |                    |
| Pump Complete Rebuilding Kit.....  | 8500   |  |  |                    |
| Pump Seal Kit.....   | 8501   |  |  |                    |
| Pump Drive Shaft Seal Kit.....   | 8711   |  |  |                    |
| Stg. Gear Complete Rebuilding Kit; W/Ford Stg. Gear; W/O Tag SPA-AA; ☆P.....                 | 8540   |  |  |                    |
| Stg. Gear Complete Rebuilding Kit; W/Saginaw Stg. Gear; ☆N.....                              | 7858   |  |  |                    |
| Stg. Gear Major Seal Kit; W/Ford Stg. Gear; W/O Tag SPA-AA; ☆P.....                          | 8532   |  |  |                    |
| Stg. Gear Major Seal Kit; W/Ford Stg. Gear; W/Tag SPA-AA; ☆P.....                            | 7642   |  |  |                    |
| Stg. Gear Major Seal Kit; W/Saginaw Stg. Gear; ☆N.....                                       | 7860   |  |  |                    |
| Stg. Gear Input Shaft Seal Kit; W/Ford Stg. Gear; ☆P.....                                    | 8520   |  |  |                    |
| Stg. Gear Input Shaft Seal Kit; W/Saginaw Stg. Gear; ☆N.....                                 | 7095   |  |  |                    |
| Stg. Gear Complete Pitman Shaft Seal Kit; W/Ford Stg. Gear; ☆P.....                          | 8769   |  |  |                    |
| Stg. Gear Complete Pitman Shaft Seal Kit; W/Saginaw Stg. Gear; ☆N.....                       | 8766   |  |  |                    |
| Stg. Gear Lower Pitman Shaft Seal Kit; W/Ford Stg. Gear; ☆P.....                             | 8531   |  |  |                    |
| Stg. Gear Lower Pitman Shaft Seal Kit; W/Saginaw Stg. Gear; ☆N.....                          | 7856   |  |  |                    |
|  |  | <b>WINDSTAR</b>                            |  |                    |
|  |  | <b>1995</b>                                |  |                    |
|  |  | <b>V-6 3.0 L ENG.; V-6 3.8 L ENG.</b>      |  |                    |
|  |  | Pump Complete Rebuilding Kit.....          | 8527   |                    |
|  |  | Pump Seal Kit.....                         | 8526   |                    |

☆ See Pages A14 - A15 For Pump or Gear Identification.

⊗ Packaged one bushing per box, order as required.

# Power Steering Repair Kits for Passenger Cars and Light Trucks

| Application   | Kit No. | Application  | Kit No. |
|---|---------|--|---------|
| <b>FORD - Continued</b>   |         | <b>GMC - Continued</b>   |         |
| <b>WINDSTAR - Continued</b>   |         | <b>C &amp; K SERIES PICKUP - Continued</b>   |         |
| 1995 - Continued  |         | 1993-1992  |         |
| V-6 3.0 L ENG.; V-6 3.8 L ENG. - Continued  |         | V-6 4.3 L ENG.; V-8 5.0 L ENG.; V-8 5.7 L ENG.; V-8 6.2 L DIESEL ENG.; V-8 6.5 L DIESEL ENG.; V-8 7.4 L ENG.                         |         |
| Pump Drive Shaft Seal Kit.....  | 8711    | Pump Complete Rebuilding Kit.....  | 7910    |
| Rack & Pinion Seal Kit.....   | 8808    | Pump Seal Kit.....   | 7918    |
| <b>GEO</b>  |         | Pump Drive Shaft Seal Kit.....   | 8709    |
| <b>METRO</b>  |         | Stg. Gear Complete Rebuilding Kit; 8600 G.V.W. & Over.....   | 8781    |
| 1995  |         | Stg. Gear Complete Rebuilding Kit; Under 8600 G.V.W.....   | 8780    |
| 3-CYL. 1.0 L ENG.; 4-CYL. 1.3 L ENG.  |         | Stg. Gear Major Seal Kit; 8600 G.V.W. & Over.....  | 8716    |
| Pump Seal Kit.....  | 8833    | Stg. Gear Major Seal Kit; Under 8600 G.V.W.....  | 8625    |
| Rack & Pinion Seal Kit.....   | 8819    | Stg. Gear Input Shaft Seal Kit.....  | 8525    |
| <b>PRIZM</b>  |         | Stg. Gear Complete Pitman Shaft Seal Kit.....  | 8763    |
| 1995-1993   |         | Stg. Gear Lower Pitman Shaft Seal Kit.....   | 8717    |
| 4-CYL. 1.6 L ENG.; 4-CYL. 1.8 L ENG.  |         | <b>1991-1988</b>   |         |
| Pump Seal Kit.....  | 8798    | V-6 4.3 L ENG.; V-8 5.0 L ENG.; V-8 5.7 L ENG.; V-8 6.2 L DIESEL ENG.; V-8 7.4 L ENG.  |         |
| Rack & Pinion Seal Kit; W/2-Piece Crimped Housing.....  | 8877    | Pump Complete Rebuilding Kit.....  |         |
| Rack & Pinion Seal Kit; W/2-Piece Riveted Housing.....  | 8680    | Pump Seal Kit.....   |         |
| <b>1992-1989</b>  |         | Pump Drive Shaft Seal Kit.....   |         |
| 4-CYL. 1.6 L ENG.   |         | Stg. Gear Complete Rebuilding Kit; 8600 G.V.W. & Over.....   |         |
| Pump Seal Kit.....  | 8641    | Stg. Gear Complete Rebuilding Kit; Under 8600 G.V.W.....   |         |
| Rack & Pinion Seal Kit.....   | 8646    | Stg. Gear Major Seal Kit; 8600 G.V.W. & Over.....  |         |
| <b>SPECTRUM</b>   |         | Stg. Gear Major Seal Kit; Under 8600 G.V.W.....  |         |
| 1989  |         | Stg. Gear Input Shaft Seal Kit.....  |         |
| 4-CYL. 1.5 L ENG.   |         | Stg. Gear Complete Pitman Shaft Seal Kit.....  |         |
| Pump Complete Rebuilding Kit.....   | 8561    | Stg. Gear Lower Pitman Shaft Seal Kit.....   |         |
| Pump Seal Kit.....  | 8554    | <b>1986-1985</b>   |         |
| Pump Drive Shaft Seal Kit.....  | 8712    | 6-CYL. 4.8 L ENG.; V-6 4.3 L ENG.; V-8 5.0 L ENG.; V-8 5.7 L ENG.; V-8 6.2 L DIESEL ENG.; V-8 7.4 L ENG.                             |         |
| Rack & Pinion Seal Kit.....   | 8648    | Pump Complete Rebuilding Kit.....  |         |
| <b>STORM</b>  |         | Pump Seal Kit.....   |         |
| 1993-1992   |         | Pump Drive Shaft Seal Kit.....   |         |
| 4-CYL. 1.6 L ENG.; 4-CYL. 1.8 L ENG.  |         | Stg. Gear Complete Rebuilding Kit.....   |         |
| Pump Seal Kit.....  | 8833    | Stg. Gear Major Seal Kit.....  |         |
| Rack & Pinion Seal Kit.....   | 8729    | Stg. Gear Input Shaft Seal Kit.....  |         |
| <b>1991-1990</b>  |         | Stg. Gear Complete Pitman Shaft Seal Kit.....  |         |
| 4-CYL. 1.6 L ENG.   |         | Stg. Gear Lower Pitman Shaft Seal Kit.....   |         |
| Pump Seal Kit.....  | 8833    | <b>1984-1982</b>   |         |
| Rack & Pinion Seal Kit; Exc. GSI.....   | 8863    | 6-CYL. 4.1 L ENG.; 6-CYL. 4.8 L ENG.; V-8 5.0 L ENG.; V-8 5.7 L ENG.; V-8 6.2 L DIESEL ENG.; V-8 7.4 L ENG.                          |         |
| Rack & Pinion Seal Kit; GSI.....  | 8729    | Pump Complete Rebuilding Kit.....  |         |
| <b>TRACKER</b>  |         | Pump Seal Kit.....   |         |
| 1995-1989   |         | Pump Drive Shaft Seal Kit.....   |         |
| 4-CYL. 1.6 L ENG.   |         | Stg. Gear Complete Rebuilding Kit.....   |         |
| Pump Seal Kit.....  | 8840    | Stg. Gear Major Seal Kit.....  |         |
| Stg. Gear Major Seal Kit.....   | 8854    | Stg. Gear Input Shaft Seal Kit.....  |         |
| <b>GMC</b>  |         | Stg. Gear Complete Pitman Shaft Seal Kit.....  |         |
| IMPORTANT: PLEASE NOTE. To select correct replacement parts, it may be necessary to identify the code character for the engine by looking at the VIN (Vehicle Identification Number) located on the dash panel. For 1981 and newer cars, refer to the 8th digit of VIN for the correct engine code. For 1980 and older cars, refer to the 5th digit of VIN for the correct engine code. |         | Stg. Gear Lower Pitman Shaft Seal Kit.....   |         |
| <b>C &amp; K SERIES PICKUP</b>  |         | <b>1981</b>  |         |
| 1995-1994   |         | 6-CYL. 4.1 L ENG.; 6-CYL. 4.8 L ENG.; V-8 5.0 L ENG.; V-8 5.7 L ENG.; V-8 5.7 L DIESEL ENG.; V-8 6.6 L ENG. (CANADA); V-8 7.4 L ENG. |         |
| V-6 4.3 L ENG.; V-8 5.0 L ENG.; V-8 5.7 L ENG.; V-8 6.5 L DIESEL ENG.; V-8 7.4 L ENG.   |         | Pump Complete Rebuilding Kit.....  |         |
| Pump Complete Rebuilding Kit.....   | 7910    | Pump Seal Kit.....   |         |
| Pump Seal Kit.....  | 7918    | Pump Drive Shaft Seal Kit.....   |         |
| Pump Drive Shaft Seal Kit.....  | 8709    | Stg. Gear Complete Rebuilding Kit.....   |         |
| Stg. Gear Complete Rebuilding Kit; 8600 G.V.W. & Over.....  | 8781    | Stg. Gear Major Seal Kit.....  |         |
| Stg. Gear Complete Rebuilding Kit; Under 8600 G.V.W.....  | 8780    | Stg. Gear Input Shaft Seal Kit.....  |         |
| Stg. Gear Major Seal Kit; 8600 G.V.W. & Over.....   | 8716    | Stg. Gear Complete Pitman Shaft Seal Kit.....  |         |
| Stg. Gear Major Seal Kit; Under 8600 G.V.W.....   | 8625    | Stg. Gear Lower Pitman Shaft Seal Kit.....   |         |
| Stg. Gear Major Seal Kit; Under 8600 G.V.W.....   | 8625    | <b>1980</b>  |         |
| Stg. Gear Input Shaft Seal Kit.....   | 8525    | 6-CYL. 4.1 L ENG.; 6-CYL. 4.8 L ENG.; V-8 5.0 L ENG.; V-8 5.7 L ENG.; V-8 5.7 L DIESEL ENG.; V-8 6.6 L ENG.; V-8 7.4 L ENG.          |         |
| Stg. Gear Complete Pitman Shaft Seal Kit.....   | 8763    | Pump Complete Rebuilding Kit.....  |         |
| Stg. Gear Lower Pitman Shaft Seal Kit.....  | 8717    | Pump Seal Kit.....   |         |
|   |         | Pump Drive Shaft Seal Kit.....   |         |
|   |         | Stg. Gear Complete Rebuilding Kit; 1st Design; W/Casting No. 7802644L.....   |         |
|   |         | Stg. Gear Complete Rebuilding Kit; 2nd Design; W/Casting No. 7802644.....  |         |
|   |         | Stg. Gear Major Seal Kit; 1st Design; W/Casting No. 7802644L.....  |         |
|   |         | Stg. Gear Major Seal Kit; 2nd Design; W/Casting No. 7802644.....   |         |
|   |         | Stg. Gear Input Shaft Seal Kit; 1st Design; W/Casting No. 7802644L.....  |         |
|   |         | Stg. Gear Input Shaft Seal Kit; 2nd Design; W/Casting No. 7802644.....   |         |

☆ See Pages A14 - A15 For Pump or Gear Identification.

⊛ Packaged one bushing per box, order as required.

SYSTEM  
PUMP &  
GEAR  
IDENT.

SYSTEM &  
COM-  
PONENT  
IDENT.

PASS.  
CARS

LIGHT  
TRUCKS

MEDIUM/  
HEAVY  
TRUCKS

BUSES

HOSE  
NUMER-  
ICAL

REPAIR  
KITS

KIT  
NUMER-  
ICAL

ILLUSTRATIONS

# Power Steering Repair Kits for Passenger Cars and Light Trucks

|  | Application   | Kit No.  | Application  | Kit No.  |  |
|--|---|--|--|--|--|
| <b>SYSTEM PUMP &amp; GEAR IDENT.</b>   | <b>GMC - Continued</b>  |  | <b>GMC - Continued</b>   |  |  |
|  | <b>C &amp; K SERIES PICKUP - Continued</b>  |  | <b>C &amp; K SERIES PICKUP - Continued</b>   |  |  |
|  | 1980 - Continued  |  | 1973 - Continued   |  |  |
|  | 6-CYL. 4.1 L ENG.; 6-CYL. 4.8 L ENG.; V-8 5.0 L ENG.; V-8 5.7 L ENG.; V-8 5.7 L DIESEL ENG.; V-8 6.6 L ENG.; V-8 7.4 L ENG. - Continued |  | 6-CYL. 250 ENG.; 6-CYL. 292 ENG.; V-8 307 ENG.; V-8 350 ENG.; V-8 454 ENG. - Continued   |  |  |
|  | Stg. Gear Complete Pitman Shaft Seal Kit..... 8766  |  | Stg. Gear Input Shaft Seal Kit..... 7095   |  |  |
|  | Stg. Gear Lower Pitman Shaft Seal Kit..... 7856   |  | Stg. Gear Complete Pitman Shaft Seal Kit..... 8766                                       |  |  |
|  |   |  | Stg. Gear Lower Pitman Shaft Seal Kit..... 7856  |  |  |
|  | <b>1979</b>   |  | <b>1972-1971</b>   |  |  |
|  | 6-CYL. 250 ENG.; 6-CYL. 292 ENG.; V-8 305 ENG.; V-8 350 ENG.; V-8 350 DIESEL ENG.; V-8 400 ENG.; V-8 454 ENG.                           |  | 6-CYL. 250 ENG.; 6-CYL. 292 ENG.; V-8 307 ENG.; V-8 350 ENG.; V-8 402 ENG.               |  |  |
|  | Pump Complete Rebuilding Kit..... 7910  |  | Pump Complete Rebuilding Kit..... 7910   |  |  |
|  | Pump Seal Kit..... 7918   |  | Pump Seal Kit..... 7918  |  |  |
|  | Pump Drive Shaft Seal Kit..... 8709   |  | Pump Drive Shaft Seal Kit..... 8709  |  |  |
|  | Stg. Gear Complete Rebuilding Kit; 1st Design; W/Casting No. 7802644L..... 7857   |  | Stg. Gear Complete Rebuilding Kit..... 7857  |  |  |
|  | Stg. Gear Complete Rebuilding Kit; 2nd Design; W/Casting No. 7802644..... 8524  |  | Stg. Gear Major Seal Kit..... 7859   |  |  |
|  | Stg. Gear Major Seal Kit; 1st Design; W/Casting No. 7802644L..... 7859  |  | Stg. Gear Input Shaft Seal Kit..... 7095   |  |  |
| Stg. Gear Major Seal Kit; 2nd Design; W/Casting No. 7802644..... 8523                    |   | Stg. Gear Input Shaft Seal Kit..... 7095   |  |  |  |
| Stg. Gear Input Shaft Seal Kit; 1st Design; W/Casting No. 7802644L..... 7095             |   | Stg. Gear Complete Pitman Shaft Seal Kit..... 8766                                       |  |  |  |
| Stg. Gear Input Shaft Seal Kit; 2nd Design; W/Casting No. 7802644..... 8525              |   | Stg. Gear Lower Pitman Shaft Seal Kit..... 7856  |  |  |  |
| Stg. Gear Complete Pitman Shaft Seal Kit..... 8766                                       |   |  |  |  |  |
| Stg. Gear Lower Pitman Shaft Seal Kit..... 7856  |   |  |  |  |  |
| <b>PASS. CARS</b>  | <b>1978</b>   |  | <b>1970</b>  |  |  |
|  | 6-CYL. 250 ENG.; 6-CYL. 292 ENG.; V-8 305 ENG.; V-8 350 ENG.; V-8 350 DIESEL ENG.; V-8 400 ENG.; V-8 454 ENG.                           |  | 6-CYL. 250 ENG.; 6-CYL. 292 ENG.; V-8 307 ENG.; V-8 350 ENG.; V-8 396 ENG.; V-8 402 ENG. |  |  |
|  | Pump Complete Rebuilding Kit..... 7910  |  | Pump Complete Rebuilding Kit..... 7910   |  |  |
|  | Pump Seal Kit..... 7918   |  | Pump Seal Kit..... 7918  |  |  |
|  | Pump Drive Shaft Seal Kit..... 8709   |  | Pump Drive Shaft Seal Kit..... 8709  |  |  |
|  | Stg. Gear Complete Rebuilding Kit..... 7857   |  | Stg. Gear Complete Rebuilding Kit..... 7857  |  |  |
|  | Stg. Gear Major Seal Kit..... 7859  |  | Stg. Gear Major Seal Kit..... 7859   |  |  |
|  | Stg. Gear Input Shaft Seal Kit..... 7095  |  | Stg. Gear Input Shaft Seal Kit..... 7095   |  |  |
|  | Stg. Gear Complete Pitman Shaft Seal Kit..... 8766  |  | Stg. Gear Complete Pitman Shaft Seal Kit..... 8766                                       |  |  |
|  | Stg. Gear Lower Pitman Shaft Seal Kit..... 7856   |  | Stg. Gear Lower Pitman Shaft Seal Kit..... 7856  |  |  |
|  |   |  |  |  |  |
|  |   |  |  |  |  |
|  |   |  |  |  |  |
|  |   |  |  |  |  |
|  | <b>LIGHT TRUCKS</b>   | <b>1977</b>  |  | <b>1969</b>  |  |
| 6-CYL. 250 ENG.; 6-CYL. 292 ENG.; V-8 305 ENG.; V-8 350 ENG.; V-8 400 ENG.; V-8 454 ENG. |   | 6-CYL. 250 ENG.; 6-CYL. 292 ENG.; V-6 305 ENG.; V-8 307 ENG.; V-8 350 ENG.; V-8 396 ENG. |  |  |  |
| Pump Complete Rebuilding Kit..... 7910   |   | Pump Complete Rebuilding Kit; W/Two-Raised Mounting Pads..... 7910                       |  |  |  |
| Pump Seal Kit..... 7918  |   | Pump Seal Kit; W/One-Raised Mounting Pads..... 8755                                      |  |  |  |
| Pump Drive Shaft Seal Kit..... 8709  |   | Pump Seal Kit; W/Two-Raised Mounting Pads..... 7918                                      |  |  |  |
| Stg. Gear Complete Rebuilding Kit..... 7857  |   | Pump Drive Shaft Seal Kit; W/One-Raised Mounting Pads..... 8711                          |  |  |  |
| Stg. Gear Major Seal Kit..... 7859   |   | Pump Drive Shaft Seal Kit; W/Two-Raised Mounting Pads..... 8709                          |  |  |  |
| Stg. Gear Input Shaft Seal Kit..... 7095   |   | Stg. Gear Complete Rebuilding Kit..... 7857  |  |  |  |
| Stg. Gear Complete Pitman Shaft Seal Kit..... 8766                                       |   | Stg. Gear Major Seal Kit..... 7859   |  |  |  |
| Stg. Gear Lower Pitman Shaft Seal Kit..... 7856  |   | Stg. Gear Input Shaft Seal Kit..... 7095   |  |  |  |
|  |   | Stg. Gear Complete Pitman Shaft Seal Kit..... 8766                                       |  |  |  |
|  |   | Stg. Gear Lower Pitman Shaft Seal Kit..... 7856  |  |  |  |
|  |   |  |  |  |  |
| <b>MEDIUM/HEAVY TRUCKS</b>   |   | <b>1976-1975</b>   |  | <b>1968</b>  |  |
|  |   | 6-CYL. 250 ENG.; 6-CYL. 292 ENG.; V-8 350 ENG.; V-8 400 ENG.; V-8 454 ENG.               |  | 6-CYL. 250 ENG.; 6-CYL. 292 ENG.; V-6 305 ENG.; V-8 307 ENG.; V-8 327 ENG.; V-8 396 ENG. |  |
|  | Pump Complete Rebuilding Kit..... 7910  |  | Pump Complete Rebuilding Kit; W/Two-Raised Mounting Pads..... 7910                       |  |  |
|  | Pump Seal Kit..... 7918   |  | Pump Seal Kit; W/One-Raised Mounting Pads..... 8755                                      |  |  |
|  | Pump Drive Shaft Seal Kit..... 8709   |  | Pump Seal Kit; W/Two-Raised Mounting Pads..... 7918                                      |  |  |
|  | Stg. Gear Complete Rebuilding Kit..... 7857   |  | Pump Drive Shaft Seal Kit; W/One-Raised Mounting Pads..... 8711                          |  |  |
|  | Stg. Gear Major Seal Kit..... 7859  |  | Pump Drive Shaft Seal Kit; W/Two-Raised Mounting Pads..... 8709                          |  |  |
|  | Stg. Gear Input Shaft Seal Kit..... 7095  |  | Stg. Gear Complete Rebuilding Kit; W/Integral P.S..... 7857                              |  |  |
|  | Stg. Gear Complete Pitman Shaft Seal Kit..... 8766  |  | Stg. Gear Major Seal Kit; W/Integral P.S..... 7859                                       |  |  |
|  | Stg. Gear Lower Pitman Shaft Seal Kit..... 7856   |  | Stg. Gear Input Shaft Seal Kit; W/Integral P.S..... 7095                                 |  |  |
|  |   |  | Stg. Gear Complete Pitman Shaft Seal Kit; W/Integral P.S..... 8766                       |  |  |
|  |   |  | Stg. Gear Lower Pitman Shaft Seal Kit; W/Integral P.S..... 7856                          |  |  |
|  |   |  | Control Valve Seal Kit; W/Linkage System..... 7864                                       |  |  |
|  |   |  | Power Cyl. Complete Rebuilding Kit; W/Linkage System..... 8537                           |  |  |
|  |   |  | Power Cyl. Piston Rod Seal Kit; W/Linkage System..... 7906                               |  |  |
| <b>BUSES</b>   | <b>1974</b>   |  | <b>1967</b>  |  |  |
|  | 6-CYL. 250 ENG.; 6-CYL. 292 ENG.; V-8 350 ENG.; V-8 454 ENG.  |  | 6-CYL. 250 ENG.; 6-CYL. 292 ENG.; V-6 305 ENG.; V-8 283 ENG.                             |  |  |
|  | Pump Complete Rebuilding Kit..... 7910  |  | Pump Complete Rebuilding Kit; W/Two-Raised Mounting Pads..... 7910                       |  |  |
|  | Pump Seal Kit..... 7918   |  | Pump Seal Kit; W/One-Raised Mounting Pads..... 8755                                      |  |  |
|  | Pump Drive Shaft Seal Kit..... 8709   |  | Pump Seal Kit; W/Two-Raised Mounting Pads..... 7918                                      |  |  |
|  | Stg. Gear Complete Rebuilding Kit..... 7857   |  | Pump Drive Shaft Seal Kit; W/One-Raised Mounting Pads..... 8711                          |  |  |
|  | Stg. Gear Major Seal Kit..... 7859  |  | Pump Drive Shaft Seal Kit; W/Two-Raised Mounting Pads..... 8709                          |  |  |
|  | Stg. Gear Input Shaft Seal Kit..... 7095  |  | Stg. Gear Complete Rebuilding Kit; W/Integral P.S..... 7857                              |  |  |
|  | Stg. Gear Complete Pitman Shaft Seal Kit..... 8766  |  | Stg. Gear Major Seal Kit; W/Integral P.S..... 7859                                       |  |  |
|  | Stg. Gear Lower Pitman Shaft Seal Kit..... 7856   |  | Stg. Gear Input Shaft Seal Kit; W/Integral P.S..... 7095                                 |  |  |
|  |   |  | Stg. Gear Complete Pitman Shaft Seal Kit; W/Integral P.S..... 8766                       |  |  |
|  |   |  | Stg. Gear Lower Pitman Shaft Seal Kit; W/Integral P.S..... 7856                          |  |  |
|  |   |  | Control Valve Seal Kit; W/Linkage System..... 7864                                       |  |  |
|  |   |  | Power Cyl. Complete Rebuilding Kit; W/Linkage System..... 8537                           |  |  |
|  |   |  | Power Cyl. Piston Rod Seal Kit; W/Linkage System..... 7906                               |  |  |
| <b>HOSE NUMERICAL</b>  | <b>1976-1975</b>  |  | <b>1966</b>  |  |  |
|  | 6-CYL. 250 ENG.; 6-CYL. 292 ENG.; V-8 350 ENG.; V-8 400 ENG.; V-8 454 ENG.  |  | 6-CYL. 230 ENG.; 6-CYL. 250 ENG.; 6-CYL. 292 ENG.; V-6 305 ENG.                          |  |  |
|  | Pump Complete Rebuilding Kit..... 7910  |  | Pump Complete Rebuilding Kit; W/Two-Raised Mounting Pads..... 7910                       |  |  |
|  | Pump Seal Kit..... 7918   |  | Pump Seal Kit; W/One-Raised Mounting Pads..... 8755                                      |  |  |
|  | Pump Drive Shaft Seal Kit..... 8709   |  | Pump Seal Kit; W/Two-Raised Mounting Pads..... 7918                                      |  |  |
|  | Stg. Gear Complete Rebuilding Kit..... 7857   |  | Pump Drive Shaft Seal Kit; W/One-Raised Mounting Pads..... 8711                          |  |  |
|  | Stg. Gear Major Seal Kit..... 7859  |  | Pump Drive Shaft Seal Kit; W/Two-Raised Mounting Pads..... 8709                          |  |  |
|  | Stg. Gear Input Shaft Seal Kit..... 7095  |  |  |  |  |
|  | Stg. Gear Complete Pitman Shaft Seal Kit..... 8766  |  |  |  |  |
|  | Stg. Gear Lower Pitman Shaft Seal Kit..... 7856   |  |  |  |  |
|  |   |  |  |  |  |
|  |   |  |  |  |  |
|  |   |  |  |  |  |
|  |   |  |  |  |  |
|  | <b>REPAIR KITS</b>  | <b>1973</b>  |  | <b>1966</b>  |  |
| 6-CYL. 250 ENG.; 6-CYL. 292 ENG.; V-8 307 ENG.; V-8 350 ENG.; V-8 454 ENG.               |   | 6-CYL. 230 ENG.; 6-CYL. 250 ENG.; 6-CYL. 292 ENG.; V-6 305 ENG.                          |  |  |  |
| Pump Complete Rebuilding Kit..... 7910   |   | Pump Complete Rebuilding Kit; W/Two-Raised Mounting Pads..... 7910                       |  |  |  |
| Pump Seal Kit..... 7918  |   | Pump Seal Kit; W/One-Raised Mounting Pads..... 8755                                      |  |  |  |
| Pump Drive Shaft Seal Kit..... 8709  |   | Pump Seal Kit; W/Two-Raised Mounting Pads..... 7918                                      |  |  |  |
| Stg. Gear Complete Rebuilding Kit..... 7857  |   | Pump Drive Shaft Seal Kit; W/One-Raised Mounting Pads..... 8711                          |  |  |  |
| Stg. Gear Major Seal Kit..... 7859   |   | Pump Drive Shaft Seal Kit; W/Two-Raised Mounting Pads..... 8709                          |  |  |  |
| Stg. Gear Input Shaft Seal Kit..... 7095   |   |  |  |  |  |
| Stg. Gear Complete Pitman Shaft Seal Kit..... 8766                                       |   |  |  |  |  |
| Stg. Gear Lower Pitman Shaft Seal Kit..... 7856  |   |  |  |  |  |
|  |   |  |  |  |  |
|  |   |  |  |  |  |
|  |   |  |  |  |  |
|  |   |  |  |  |  |
| <b>KIT NUMERICAL</b>   |   | <b>1973</b>  |  | <b>1966</b>  |  |
|  | 6-CYL. 250 ENG.; 6-CYL. 292 ENG.; V-8 307 ENG.; V-8 350 ENG.; V-8 454 ENG.  |  | 6-CYL. 230 ENG.; 6-CYL. 250 ENG.; 6-CYL. 292 ENG.; V-6 305 ENG.                          |  |  |
|  | Pump Complete Rebuilding Kit..... 7910  |  | Pump Complete Rebuilding Kit; W/Two-Raised Mounting Pads..... 7910                       |  |  |
|  | Pump Seal Kit..... 7918   |  | Pump Seal Kit; W/One-Raised Mounting Pads..... 8755                                      |  |  |
|  | Pump Drive Shaft Seal Kit..... 8709   |  | Pump Seal Kit; W/Two-Raised Mounting Pads..... 7918                                      |  |  |
|  | Stg. Gear Complete Rebuilding Kit..... 7857   |  | Pump Drive Shaft Seal Kit; W/One-Raised Mounting Pads..... 8711                          |  |  |
|  | Stg. Gear Major Seal Kit..... 7859  |  | Pump Drive Shaft Seal Kit; W/Two-Raised Mounting Pads..... 8709                          |  |  |
|  | Stg. Gear Input Shaft Seal Kit..... 7095  |  |  |  |  |
|  | Stg. Gear Complete Pitman Shaft Seal Kit..... 8766  |  |  |  |  |
|  | Stg. Gear Lower Pitman Shaft Seal Kit..... 7856   |  |  |  |  |
|  |   |  |  |  |  |
|  |   |  |  |  |  |
|  |   |  |  |  |  |
|  |   |  |  |  |  |
|  | <b>ILLUSTRATIONS</b>  | <b>1973</b>  |  | <b>1966</b>  |  |
| 6-CYL. 250 ENG.; 6-CYL. 292 ENG.; V-8 307 ENG.; V-8 350 ENG.; V-8 454 ENG.               |   | 6-CYL. 230 ENG.; 6-CYL. 250 ENG.; 6-CYL. 292 ENG.; V-6 305 ENG.                          |  |  |  |
| Pump Complete Rebuilding Kit..... 7910   |   | Pump Complete Rebuilding Kit; W/Two-Raised Mounting Pads..... 7910                       |  |  |  |
| Pump Seal Kit..... 7918  |   | Pump Seal Kit; W/One-Raised Mounting Pads..... 8755                                      |  |  |  |
| Pump Drive Shaft Seal Kit..... 8709  |   | Pump Seal Kit; W/Two-Raised Mounting Pads..... 7918                                      |  |  |  |
| Stg. Gear Complete Rebuilding Kit..... 7857  |   | Pump Drive Shaft Seal Kit; W/One-Raised Mounting Pads..... 8711                          |  |  |  |
| Stg. Gear Major Seal Kit..... 7859   |   | Pump Drive Shaft Seal Kit; W/Two-Raised Mounting Pads..... 8709                          |  |  |  |
| Stg. Gear Input Shaft Seal Kit..... 7095   |   |  |  |  |  |
| Stg. Gear Complete Pitman Shaft Seal Kit..... 8766                                       |   |  |  |  |  |
| Stg. Gear Lower Pitman Shaft Seal Kit..... 7856  |   |  |  |  |  |
|  |   |  |  |  |  |
|  |   |  |  |  |  |
|  |   |  |  |  |  |
|  |   |  |  |  |  |

☆ See Pages A14 - A15 For Pump or Gear Identification.

⊗ Packaged one bushing per box, order as required.



# Power Steering Repair Kits for Passenger Cars and Light Trucks

| Application   | Kit No. | Application  | Kit No. |
|---|---------|--|---------|
| <b>GMC - Continued</b>  |         | <b>GMC - Continued</b>   |         |
| <b>C &amp; K SERIES PICKUP - Continued</b>                              |         | <b>CABALLERO - Continued</b>   |         |
| <b>1965-1964</b>  |         | <b>1979</b>  |         |
| <b>6-CYL. 230 ENG.; V-6 305 ENG.</b>                                    |         | <b>V-6 200 ENG.; V-6 231 ENG.; V-8 267 ENG.; V-8 305 ENG.; V-8 350 ENG.</b>                  |         |
| Pump Complete Rebuilding Kit; W/Two-Raised Mounting Pads .....          | 7910    | Pump Complete Rebuilding Kit .....   | 7910    |
| Pump Seal Kit; W/One-Raised Mounting Pads .....                         | 8755    | Pump Seal Kit .....  | 7918    |
| Pump Seal Kit; W/Two-Raised Mounting Pads .....                         | 7918    | Pump Drive Shaft Seal Kit .....  | 8709    |
| Pump Drive Shaft Seal Kit; W/One-Raised Mounting Pads .....             | 8711    | Stg. Gear Complete Rebuilding Kit; W/4-Bolt Gear Housing .....                               | 8522    |
| Pump Drive Shaft Seal Kit; W/Two-Raised Mounting Pads .....             | 8709    | Stg. Gear Complete Rebuilding Kit; W/Ring Retained Housing .....                             | 8529    |
| <b>1963</b>   |         | Stg. Gear Major Seal Kit; W/4-Bolt Gear Housing .....  | 8521    |
| <b>V-6 305 ENG.</b>   |         | Stg. Gear Major Seal Kit; W/Ring Retained Housing .....                                      | 8528    |
| Pump Complete Rebuilding Kit; W/Two-Raised Mounting Pads .....          | 7910    | Stg. Gear Input Shaft Seal Kit; W/4-Bolt Gear Housing .....                                  | 8525    |
| Pump Seal Kit; W/One-Raised Mounting Pads .....                         | 8755    | Stg. Gear Input Shaft Seal Kit; W/Ring Retained Housing .....                                | 7095    |
| Pump Seal Kit; W/Two-Raised Mounting Pads .....                         | 7918    | Stg. Gear Complete Pitman Shaft Seal Kit; W/4-Bolt Gear Housing .....                        | 8766    |
| Pump Drive Shaft Seal Kit; W/One-Raised Mounting Pads .....             | 8711    | Stg. Gear Complete Pitman Shaft Seal Kit; W/Ring Retained Housing .....                      | 8767    |
| Pump Drive Shaft Seal Kit; W/Two-Raised Mounting Pads .....             | 8709    | Stg. Gear Lower Pitman Shaft Seal Kit; W/4-Bolt Gear Housing .....                           | 7856    |
| <b>CABALLERO</b>  |         | Stg. Gear Lower Pitman Shaft Seal Kit; W/Ring Retained Housing .....                         | 8530    |
| <b>1987-1985</b>  |         | <b>1978</b>  |         |
| <b>V-6 4.3 L ENG.; V-8 5.0 L ENG.</b>                                   |         | <b>V-6 200 ENG.; V-6 231 ENG.; V-8 305 ENG.; V-8 350 ENG.</b>                                |         |
| Pump Complete Rebuilding Kit .....                                      | 7910    | Pump Complete Rebuilding Kit .....   | 7910    |
| Pump Seal Kit .....   | 7918    | Pump Seal Kit .....  | 7918    |
| Pump Drive Shaft Seal Kit .....   | 8709    | Pump Drive Shaft Seal Kit .....  | 8709    |
| Stg. Gear Complete Rebuilding Kit .....                                 | 8522    | Stg. Gear Complete Rebuilding Kit; W/4-Bolt Gear Housing .....                               | 7858    |
| Stg. Gear Major Seal Kit .....  | 8521    | Stg. Gear Complete Rebuilding Kit; W/Ring Retained Housing .....                             | 8529    |
| Stg. Gear Input Shaft Seal Kit .....                                    | 8525    | Stg. Gear Major Seal Kit; W/4-Bolt Gear Housing .....  | 7860    |
| Stg. Gear Complete Pitman Shaft Seal Kit .....                          | 8766    | Stg. Gear Major Seal Kit; W/Ring Retained Housing .....                                      | 8528    |
| Stg. Gear Lower Pitman Shaft Seal Kit .....                             | 7856    | Stg. Gear Input Shaft Seal Kit .....   | 7095    |
| <b>1984-1983</b>  |         | Stg. Gear Complete Pitman Shaft Seal Kit; W/4-Bolt Gear Housing .....                        | 8766    |
| <b>V-6 3.8 L ENG.; V-8 5.0 L ENG.</b>                                   |         | Stg. Gear Complete Pitman Shaft Seal Kit; W/Ring Retained Housing .....                      | 8767    |
| Pump Complete Rebuilding Kit .....                                      | 7910    | Stg. Gear Lower Pitman Shaft Seal Kit; W/4-Bolt Gear Housing .....                           | 7856    |
| Pump Seal Kit .....   | 7918    | Stg. Gear Lower Pitman Shaft Seal Kit; W/Ring Retained Housing .....                         | 8530    |
| Pump Drive Shaft Seal Kit .....   | 8709    | <b>G SERIES VAN</b>  |         |
| Stg. Gear Complete Rebuilding Kit; W/4-Bolt Gear Housing .....          | 8522    | <b>1995-1994</b>   |         |
| Stg. Gear Complete Rebuilding Kit; W/Ring Retained Housing .....        | 8529    | <b>V-6 4.3 L ENG.; V-8 5.0 L ENG.; V-8 5.7 L ENG.; V-8 6.5 L DIESEL ENG.; V-8 7.4 L ENG.</b> |         |
| Stg. Gear Major Seal Kit; W/4-Bolt Gear Housing .....                   | 8521    | Pump Complete Rebuilding Kit .....   | 7910    |
| Stg. Gear Major Seal Kit; W/Ring Retained Housing .....                 | 8528    | Pump Seal Kit .....  | 7918    |
| Stg. Gear Input Shaft Seal Kit; W/4-Bolt Gear Housing .....             | 8525    | Pump Drive Shaft Seal Kit .....  | 8709    |
| Stg. Gear Input Shaft Seal Kit; W/Ring Retained Housing .....           | 7095    | Stg. Gear Complete Rebuilding Kit .....  | 8524    |
| Stg. Gear Complete Pitman Shaft Seal Kit; W/4-Bolt Gear Housing .....   | 8766    | Stg. Gear Major Seal Kit .....   | 8523    |
| Stg. Gear Complete Pitman Shaft Seal Kit; W/Ring Retained Housing ..... | 8767    | Stg. Gear Input Shaft Seal Kit .....   | 8525    |
| Stg. Gear Lower Pitman Shaft Seal Kit; W/4-Bolt Gear Housing .....      | 7856    | Stg. Gear Complete Pitman Shaft Seal Kit .....   | 8766    |
| Stg. Gear Lower Pitman Shaft Seal Kit; W/Ring Retained Housing .....    | 8530    | Stg. Gear Lower Pitman Shaft Seal Kit .....  | 7856    |
| <b>V-8 5.7 L DIESEL ENG.</b>  |         | <b>1993-1989</b>   |         |
| Pump Complete Rebuilding Kit .....                                      | 8630    | <b>V-6 4.3 L ENG.; V-8 5.0 L ENG.; V-8 5.7 L ENG.; V-8 6.2 L DIESEL ENG.; V-8 7.4 L ENG.</b> |         |
| Pump Seal Kit .....   | 8631    | Pump Complete Rebuilding Kit .....   | 7910    |
| Pump Drive Shaft Seal Kit .....   | 8709    | Pump Seal Kit .....  | 7918    |
| Stg. Gear Complete Rebuilding Kit; W/4-Bolt Gear Housing .....          | 8522    | Pump Drive Shaft Seal Kit .....  | 8709    |
| Stg. Gear Complete Rebuilding Kit; W/Ring Retained Housing .....        | 8529    | Stg. Gear Complete Rebuilding Kit .....  | 8524    |
| Stg. Gear Major Seal Kit; W/4-Bolt Gear Housing .....                   | 8521    | Stg. Gear Major Seal Kit .....   | 8523    |
| Stg. Gear Major Seal Kit; W/Ring Retained Housing .....                 | 8528    | Stg. Gear Input Shaft Seal Kit .....   | 8525    |
| Stg. Gear Input Shaft Seal Kit; W/4-Bolt Gear Housing .....             | 8525    | Stg. Gear Complete Pitman Shaft Seal Kit .....   | 8766    |
| Stg. Gear Input Shaft Seal Kit; W/Ring Retained Housing .....           | 7095    | Stg. Gear Lower Pitman Shaft Seal Kit .....  | 7856    |
| Stg. Gear Complete Pitman Shaft Seal Kit; W/4-Bolt Gear Housing .....   | 8766    | <b>1988</b>  |         |
| Stg. Gear Complete Pitman Shaft Seal Kit; W/Ring Retained Housing ..... | 8767    | <b>V-6 4.3 L ENG.; V-8 5.0 L ENG.; V-8 6.2 L DIESEL ENG.; V-8 7.4 L ENG.</b>                 |         |
| Stg. Gear Lower Pitman Shaft Seal Kit; W/4-Bolt Gear Housing .....      | 7856    | Pump Complete Rebuilding Kit .....   | 7910    |
| Stg. Gear Lower Pitman Shaft Seal Kit; W/Ring Retained Housing .....    | 8530    | Pump Seal Kit .....  | 7918    |
| <b>1982-1980</b>  |         | Pump Drive Shaft Seal Kit .....  | 8709    |
| <b>V-6 3.8 L ENG.; V-8 4.4 L ENG.; V-8 5.0 L ENG.</b>                   |         | Stg. Gear Complete Rebuilding Kit .....  | 8524    |
| Pump Complete Rebuilding Kit .....                                      | 7910    | Stg. Gear Major Seal Kit .....   | 8523    |
| Pump Seal Kit .....   | 7918    | Stg. Gear Input Shaft Seal Kit .....   | 8525    |
| Pump Drive Shaft Seal Kit .....   | 8709    | Stg. Gear Complete Pitman Shaft Seal Kit .....   | 8766    |
| Stg. Gear Complete Rebuilding Kit; W/4-Bolt Gear Housing .....          | 8522    | Stg. Gear Lower Pitman Shaft Seal Kit .....  | 7856    |
| Stg. Gear Complete Rebuilding Kit; W/Ring Retained Housing .....        | 8529    | <b>V-8 5.7 L ENG.</b>  |         |
| Stg. Gear Major Seal Kit; W/4-Bolt Gear Housing .....                   | 8521    | Pump Complete Rebuilding Kit; Eng. VIN K .....   | 7910    |
| Stg. Gear Major Seal Kit; W/Ring Retained Housing .....                 | 8528    | Pump Complete Rebuilding Kit; Eng. VIN M .....   | 8561    |
| Stg. Gear Input Shaft Seal Kit; W/4-Bolt Gear Housing .....             | 8525    | Pump Seal Kit; Eng. VIN K .....  | 7918    |
| Stg. Gear Input Shaft Seal Kit; W/Ring Retained Housing .....           | 7095    | Pump Seal Kit; Eng. VIN M .....  | 8554    |
| Stg. Gear Complete Pitman Shaft Seal Kit; W/4-Bolt Gear Housing .....   | 8766    | Pump Drive Shaft Seal Kit; Eng. VIN K .....  | 8709    |
| Stg. Gear Complete Pitman Shaft Seal Kit; W/Ring Retained Housing ..... | 8767    | Pump Drive Shaft Seal Kit; Eng. VIN M .....  | 8712    |
| Stg. Gear Lower Pitman Shaft Seal Kit; W/4-Bolt Gear Housing .....      | 7856    | Stg. Gear Complete Rebuilding Kit .....  | 8524    |
| Stg. Gear Lower Pitman Shaft Seal Kit; W/Ring Retained Housing .....    | 8530    | Stg. Gear Major Seal Kit .....   | 8523    |

**SYSTEM PUMP & GEAR IDENT.**

**SYSTEM & COMPONENT IDENT.**

**PASS. CARS**

**LIGHT TRUCKS**

**MEDIUM/HEAVY TRUCKS**

**BUSES**

**HOSE NUMERICAL**

**REPAIR KITS**

**KIT NUMERICAL**

**ILLUSTRATIONS**

☆ See Pages A14 - A15 For Pump or Gear Identification.

⊛ Packaged one bushing per box, order as required.



# Power Steering Repair Kits for Passenger Cars and Light Trucks

|                                      | Application   | Kit No. | Application   | Kit No. |
|--------------------------------------|---|---------|---|---------|
| <b>SYSTEM PUMP &amp; GEAR IDENT.</b> | <b>GMC - Continued</b>  |         | <b>GMC - Continued</b>  |         |
|                                      | <b>G SERIES VAN - Continued</b>   |         | <b>G SERIES VAN - Continued</b>   |         |
|                                      | <b>1988 - Continued</b>   |         | <b>1984-1983 - Continued</b>  |         |
|                                      | <b>V-8 5.7 L ENG. - Continued</b>   |         | <b>6-CYL. 4.1 L ENG.; V-8 5.0 L ENG.; V-8 5.7 L ENG.; V-8 6.2 L DIESEL ENG. - Continued</b> |         |
|                                      | Stg. Gear Input Shaft Seal Kit.....   | 8525    | Stg. Gear Complete Rebuilding Kit.....  | 8524    |
|                                      | Stg. Gear Complete Pitman Shaft Seal Kit.....                                   | 8766    | Stg. Gear Major Seal Kit.....   | 8523    |
|                                      | Stg. Gear Lower Pitman Shaft Seal Kit.....                                      | 7856    | Stg. Gear Input Shaft Seal Kit.....   | 8525    |
|                                      |   |         | Stg. Gear Complete Pitman Shaft Seal Kit.....   | 8766    |
| <b>SYSTEM &amp; COMPONENT IDENT.</b> | <b>1987</b>   |         | Stg. Gear Lower Pitman Shaft Seal Kit.....  | 7856    |
|                                      | <b>V-6 4.3 L ENG.; V-8 5.0 L ENG.; V-8 6.2 L DIESEL ENG.</b>                    |         | <b>1982-1981</b>  |         |
|                                      | Pump Complete Rebuilding Kit.....   | 7910    | <b>6-CYL. 4.1 L ENG.; V-8 5.0 L ENG.; V-8 5.7 L ENG.</b>                                    |         |
|                                      | Pump Seal Kit.....  | 7918    | Pump Complete Rebuilding Kit.....   | 7910    |
|                                      | Pump Drive Shaft Seal Kit.....  | 8709    | Pump Seal Kit.....  | 7918    |
|                                      | Stg. Gear Complete Rebuilding Kit.....  | 8524    | Pump Drive Shaft Seal Kit.....  | 8709    |
|                                      | Stg. Gear Major Seal Kit.....   | 8523    | Stg. Gear Complete Rebuilding Kit.....  | 8524    |
|                                      | Stg. Gear Input Shaft Seal Kit.....   | 8525    | Stg. Gear Major Seal Kit.....   | 8523    |
|                                      | Stg. Gear Complete Pitman Shaft Seal Kit.....                                   | 8766    | Stg. Gear Input Shaft Seal Kit.....   | 8525    |
|                                      | Stg. Gear Lower Pitman Shaft Seal Kit.....                                      | 7856    | Stg. Gear Complete Pitman Shaft Seal Kit.....   | 8766    |
| <b>PASS. CARS</b>                    | <b>V-8 5.7 L ENG.</b>   |         | Stg. Gear Lower Pitman Shaft Seal Kit.....  | 7856    |
|                                      | Pump Complete Rebuilding Kit; Eng. VIN K.....                                   | 7910    | <b>1980</b>   |         |
|                                      | Pump Complete Rebuilding Kit; Eng. VIN M.....                                   | 8561    | <b>6-CYL. 4.1 L ENG.; V-8 5.0 L ENG.; V-8 5.7 L ENG.; V-8 6.6 L ENG.</b>                    |         |
|                                      | Pump Seal Kit; Eng. VIN K.....  | 7918    | Pump Complete Rebuilding Kit.....   | 7910    |
|                                      | Pump Seal Kit; Eng. VIN M.....  | 8554    | Pump Seal Kit.....  | 7918    |
|                                      | Pump Drive Shaft Seal Kit; Eng. VIN K.....                                      | 8709    | Pump Drive Shaft Seal Kit.....  | 8709    |
|                                      | Pump Drive Shaft Seal Kit; Eng. VIN M.....                                      | 8712    | Stg. Gear Complete Rebuilding Kit; 1st Design; W/Casting No. 7802644L.....                  | 7857    |
|                                      | Stg. Gear Complete Rebuilding Kit.....  | 8524    | Stg. Gear Complete Rebuilding Kit; 2nd Design; W/Casting No. 7802644.....                   | 8524    |
|                                      | Stg. Gear Major Seal Kit.....   | 8523    | Stg. Gear Major Seal Kit; 1st Design; W/Casting No. 7802644L.....                           | 7859    |
|                                      | Stg. Gear Input Shaft Seal Kit.....   | 8525    | Stg. Gear Major Seal Kit; 2nd Design; W/Casting No. 7802644.....                            | 8523    |
|                                      | Stg. Gear Complete Pitman Shaft Seal Kit.....                                   | 8766    | Stg. Gear Input Shaft Seal Kit; 1st Design; W/Casting No. 7802644L.....                     | 7095    |
|                                      | Stg. Gear Lower Pitman Shaft Seal Kit.....                                      | 7856    | Stg. Gear Input Shaft Seal Kit; 2nd Design; W/Casting No. 7802644.....                      | 8525    |
|                                      |   |         | Stg. Gear Complete Pitman Shaft Seal Kit.....   | 8766    |
|                                      |   |         | Stg. Gear Lower Pitman Shaft Seal Kit.....  | 7856    |
| <b>LIGHT TRUCKS</b>                  | <b>1986-1985</b>  |         | <b>1979</b>   |         |
|                                      | <b>V-6 4.3 L ENG.</b>   |         | <b>6-CYL. 250 ENG.; V-8 305 ENG.; V-8 350 ENG.; V-8 400 ENG.</b>                            |         |
|                                      | Pump Complete Rebuilding Kit.....   | 8561    | Pump Complete Rebuilding Kit.....   | 7910    |
|                                      | Pump Seal Kit.....  | 8554    | Pump Seal Kit.....  | 7918    |
|                                      | Pump Drive Shaft Seal Kit.....  | 8712    | Pump Drive Shaft Seal Kit.....  | 8709    |
|                                      | Stg. Gear Complete Rebuilding Kit.....  | 8524    | Stg. Gear Complete Rebuilding Kit; 1st Design; W/Casting No. 7802644L.....                  | 7857    |
|                                      | Stg. Gear Major Seal Kit.....   | 8523    | Stg. Gear Complete Rebuilding Kit; 2nd Design; W/Casting No. 7802644.....                   | 8524    |
|                                      | Stg. Gear Input Shaft Seal Kit.....   | 8525    | Stg. Gear Major Seal Kit; 1st Design; W/Casting No. 7802644L.....                           | 7859    |
|                                      | Stg. Gear Complete Pitman Shaft Seal Kit.....                                   | 8766    | Stg. Gear Major Seal Kit; 2nd Design; W/Casting No. 7802644.....                            | 8523    |
|                                      | Stg. Gear Lower Pitman Shaft Seal Kit.....                                      | 7856    | Stg. Gear Input Shaft Seal Kit; 1st Design; W/Casting No. 7802644L.....                     | 7095    |
|                                      |   |         | Stg. Gear Input Shaft Seal Kit; 2nd Design; W/Casting No. 7802644.....                      | 8525    |
|                                      |   |         | Stg. Gear Complete Pitman Shaft Seal Kit.....   | 8766    |
|                                      |   |         | Stg. Gear Lower Pitman Shaft Seal Kit.....  | 7856    |
| <b>MEDIUM/HEAVY TRUCKS</b>           | <b>V-8 5.0 L ENG.</b>   |         | <b>1978-1977</b>  |         |
|                                      | Pump Complete Rebuilding Kit; Eng. VIN F.....                                   | 7910    | <b>6-CYL. 250 ENG.; 6-CYL. 292 ENG.; V-8 305 ENG.; V-8 350 ENG.; V-8 400 ENG.</b>           |         |
|                                      | Pump Complete Rebuilding Kit; W/Auto. Trans.; Eng. VIN H.....                   | 7910    | Pump Complete Rebuilding Kit.....   | 7910    |
|                                      | Pump Complete Rebuilding Kit; W/Man. Trans.; Eng. VIN H.....                    | 8561    | Pump Seal Kit.....  | 7918    |
|                                      | Pump Seal Kit; Eng. VIN F.....  | 7918    | Pump Drive Shaft Seal Kit.....  | 8709    |
|                                      | Pump Seal Kit; W/Auto. Trans.; Eng. VIN H.....                                  | 7918    | Stg. Gear Complete Rebuilding Kit; 1st Design; W/Casting No. 7802644L.....                  | 7857    |
|                                      | Pump Seal Kit; W/Man. Trans.; Eng. VIN H.....                                   | 8554    | Stg. Gear Complete Rebuilding Kit; 2nd Design; W/Casting No. 7802644.....                   | 8524    |
|                                      | Pump Drive Shaft Seal Kit; Eng. VIN F.....                                      | 8709    | Stg. Gear Major Seal Kit; 1st Design; W/Casting No. 7802644L.....                           | 7859    |
|                                      | Pump Drive Shaft Seal Kit; W/Auto. Trans.; Eng. VIN H.....                      | 8709    | Stg. Gear Major Seal Kit; 2nd Design; W/Casting No. 7802644.....                            | 8523    |
|                                      | Pump Drive Shaft Seal Kit; W/Man. Trans.; Eng. VIN H.....                       | 8712    | Stg. Gear Input Shaft Seal Kit; 1st Design; W/Casting No. 7802644L.....                     | 7095    |
|                                      | Stg. Gear Complete Rebuilding Kit.....  | 8524    | Stg. Gear Input Shaft Seal Kit; 2nd Design; W/Casting No. 7802644.....                      | 8525    |
|                                      | Stg. Gear Major Seal Kit.....   | 8523    | Stg. Gear Complete Pitman Shaft Seal Kit.....   | 8766    |
|                                      | Stg. Gear Input Shaft Seal Kit.....   | 8525    | Stg. Gear Lower Pitman Shaft Seal Kit.....  | 7856    |
|                                      | Stg. Gear Complete Pitman Shaft Seal Kit.....                                   | 8766    |   |         |
|                                      | Stg. Gear Lower Pitman Shaft Seal Kit.....                                      | 7856    |   |         |
| <b>BUSES</b>                         | <b>V-8 5.7 L ENG.</b>   |         | <b>1976-1975</b>  |         |
|                                      | Pump Complete Rebuilding Kit; Eng. VIN M.....                                   | 8561    | <b>6-CYL. 250 ENG.; 6-CYL. 292 ENG.; V-8 350 ENG.; V-8 400 ENG.</b>                         |         |
|                                      | Pump Seal Kit; Eng. VIN M.....  | 8554    | Pump Complete Rebuilding Kit.....   | 7910    |
|                                      | Pump Drive Shaft Seal Kit; Eng. VIN M.....                                      | 8712    | Pump Seal Kit.....  | 7918    |
|                                      | Stg. Gear Complete Rebuilding Kit; Eng. VIN M.....                              | 8524    | Pump Drive Shaft Seal Kit.....  | 8709    |
|                                      | Stg. Gear Major Seal Kit; Eng. VIN M.....                                       | 8523    | Stg. Gear Complete Rebuilding Kit.....  | 7857    |
|                                      | Stg. Gear Input Shaft Seal Kit; Eng. VIN M.....                                 | 8525    | Stg. Gear Major Seal Kit.....   | 7859    |
|                                      | Stg. Gear Complete Pitman Shaft Seal Kit; Eng. VIN M.....                       | 8766    | Stg. Gear Input Shaft Seal Kit.....   | 7095    |
|                                      | Stg. Gear Lower Pitman Shaft Seal Kit; Eng. VIN M.....                          | 7856    | Stg. Gear Complete Pitman Shaft Seal Kit.....   | 8766    |
|                                      |   |         | Stg. Gear Lower Pitman Shaft Seal Kit.....  | 7856    |
| <b>HOSE NUMERICAL</b>                | <b>V-8 6.2 L DIESEL ENG.</b>  |         | <b>1974</b>   |         |
|                                      | Pump Complete Rebuilding Kit.....   | 7910    | <b>6-CYL. 250 ENG.; 6-CYL. 292 ENG.; V-8 350 ENG.</b>                                       |         |
|                                      | Pump Seal Kit.....  | 7918    | Pump Complete Rebuilding Kit.....   | 7910    |
|                                      | Pump Drive Shaft Seal Kit.....  | 8709    | Pump Seal Kit.....  | 7918    |
|                                      | Stg. Gear Complete Rebuilding Kit.....  | 8524    | Pump Drive Shaft Seal Kit.....  | 8709    |
|                                      | Stg. Gear Major Seal Kit.....   | 8523    | Stg. Gear Complete Rebuilding Kit.....  | 7857    |
|                                      | Stg. Gear Input Shaft Seal Kit.....   | 8525    | Stg. Gear Major Seal Kit.....   | 7859    |
|                                      | Stg. Gear Complete Pitman Shaft Seal Kit.....                                   | 8766    | Stg. Gear Input Shaft Seal Kit.....   | 7095    |
|                                      | Stg. Gear Lower Pitman Shaft Seal Kit.....                                      | 7856    | Stg. Gear Complete Pitman Shaft Seal Kit.....   | 8766    |
|                                      |   |         | Stg. Gear Lower Pitman Shaft Seal Kit.....  | 7856    |
| <b>REPAIR KITS</b>                   | <b>1984-1983</b>  |         | <b>1974</b>   |         |
|                                      | <b>6-CYL. 4.1 L ENG.; V-8 5.0 L ENG.; V-8 5.7 L ENG.; V-8 6.2 L DIESEL ENG.</b> |         | <b>6-CYL. 250 ENG.; 6-CYL. 292 ENG.; V-8 350 ENG.</b>                                       |         |
|                                      | Pump Complete Rebuilding Kit.....   | 7910    | Pump Complete Rebuilding Kit.....   | 7910    |
|                                      | Pump Seal Kit.....  | 7918    |   |         |
|                                      | Pump Drive Shaft Seal Kit.....  | 8709    |   |         |
|                                      |   |         |   |         |
| <b>KIT NUMERICAL</b>                 |   |         |   |         |
|                                      |   |         |   |         |
| <b>ILLUSTRATIONS</b>                 |   |         |   |         |

☆ See Pages A14 - A15 For Pump or Gear Identification.

⊛ Packaged one bushing per box, order as required.

# Power Steering Repair Kits for Passenger Cars and Light Trucks

| Application   | Kit No. | Application  | Kit No. |
|---|---------|--|---------|
| <b>GMC - Continued</b>  |         | <b>GMC - Continued</b>                                       |         |
| <b>G SERIES VAN - Continued</b>                                   |         | <b>JIMMY - Continued</b>                                     |         |
| <b>1974 - Continued</b>   |         | <b>1989 - Continued</b>                                      |         |
| <b>6-CYL. 250 ENG.; 6-CYL. 292 ENG.; V-8 350 ENG. - Continued</b> |         | <b>V-6 2.8 L ENG.; V-6 4.3 L ENG. - Continued</b>            |         |
| Pump Seal Kit.....  | 7918    | Stg. Gear Complete Rebuilding Kit.....                       | 8522    |
| Pump Drive Shaft Seal Kit.....                                    | 8709    | Stg. Gear Major Seal Kit.....                                | 8521    |
| Stg. Gear Complete Rebuilding Kit.....                            | 7857    | Stg. Gear Input Shaft Seal Kit.....                          | 8525    |
| Stg. Gear Major Seal Kit.....                                     | 7859    | Stg. Gear Complete Pitman Shaft Seal Kit.....                | 8766    |
| Stg. Gear Input Shaft Seal Kit.....                               | 7095    | Stg. Gear Lower Pitman Shaft Seal Kit.....                   | 7856    |
| Stg. Gear Complete Pitman Shaft Seal Kit.....                     | 8766    |  |         |
| Stg. Gear Lower Pitman Shaft Seal Kit.....                        | 7856    |  |         |
| <b>1973-1971</b>  |         | <b>V-8 5.7 L ENG.; V-8 6.2 L DIESEL ENG.</b>                 |         |
| <b>6-CYL. 250 ENG.; V-8 307 ENG.; V-8 350 ENG.</b>                |         | Pump Complete Rebuilding Kit.....                            | 7910    |
| Pump Complete Rebuilding Kit.....                                 | 7910    | Pump Seal Kit.....   | 7918    |
| Pump Seal Kit.....  | 7918    | Pump Drive Shaft Seal Kit.....                               | 8709    |
| Pump Drive Shaft Seal Kit.....                                    | 8709    | Stg. Gear Complete Rebuilding Kit.....                       | 8524    |
| Stg. Gear Complete Rebuilding Kit.....                            | 7857    | Stg. Gear Major Seal Kit.....                                | 8523    |
| Stg. Gear Major Seal Kit.....                                     | 7859    | Stg. Gear Input Shaft Seal Kit.....                          | 8525    |
| Stg. Gear Input Shaft Seal Kit.....                               | 7095    | Stg. Gear Complete Pitman Shaft Seal Kit.....                | 8766    |
| Stg. Gear Complete Pitman Shaft Seal Kit.....                     | 8766    | Stg. Gear Lower Pitman Shaft Seal Kit.....                   | 7856    |
| Stg. Gear Lower Pitman Shaft Seal Kit.....                        | 7856    |  |         |
| <b>1969</b>   |         | <b>1988</b>  |         |
| <b>6-CYL. 230 ENG.; 6-CYL. 250 ENG.; V-8 307 ENG.</b>             |         | <b>4-CYL. 2.5 L ENG.</b>                                     |         |
| Pump Complete Rebuilding Kit.....                                 | 7910    | Pump Complete Rebuilding Kit.....                            | 8561    |
| Pump Seal Kit.....  | 7918    | Pump Seal Kit.....   | 8554    |
| Pump Drive Shaft Seal Kit.....                                    | 8709    | Pump Drive Shaft Seal Kit.....                               | 8712    |
| Stg. Gear Complete Rebuilding Kit.....                            | 7857    | Stg. Gear Complete Rebuilding Kit.....                       | 8522    |
| Stg. Gear Major Seal Kit.....                                     | 7859    | Stg. Gear Major Seal Kit.....                                | 8521    |
| Stg. Gear Input Shaft Seal Kit.....                               | 7095    | Stg. Gear Input Shaft Seal Kit.....                          | 8525    |
| Stg. Gear Complete Pitman Shaft Seal Kit.....                     | 8766    | Stg. Gear Complete Pitman Shaft Seal Kit.....                | 8766    |
| Stg. Gear Lower Pitman Shaft Seal Kit.....                        | 7856    | Stg. Gear Lower Pitman Shaft Seal Kit.....                   | 7856    |
| <b>JIMMY</b>  |         | <b>V-6 2.8 L ENG.; V-6 4.3 L ENG.</b>                        |         |
| <b>1995-1994</b>  |         | Pump Complete Rebuilding Kit.....                            | 7910    |
| <b>V-6 4.3 L ENG.</b>   |         | Pump Seal Kit.....   | 7918    |
| Pump Complete Rebuilding Kit.....                                 | 7910    | Pump Drive Shaft Seal Kit.....                               | 8709    |
| Pump Seal Kit.....  | 7918    | Stg. Gear Complete Rebuilding Kit.....                       | 8780    |
| Pump Drive Shaft Seal Kit.....                                    | 8709    | Stg. Gear Major Seal Kit.....                                | 8625    |
| Stg. Gear Complete Rebuilding Kit.....                            | 7857    | Stg. Gear Input Shaft Seal Kit.....                          | 8525    |
| Stg. Gear Major Seal Kit.....                                     | 7859    | Stg. Gear Complete Pitman Shaft Seal Kit.....                | 8763    |
| Stg. Gear Input Shaft Seal Kit.....                               | 7095    | Stg. Gear Lower Pitman Shaft Seal Kit.....                   | 8717    |
| Stg. Gear Complete Pitman Shaft Seal Kit.....                     | 8766    |  |         |
| Stg. Gear Lower Pitman Shaft Seal Kit.....                        | 7856    |  |         |
| <b>1993-1992</b>  |         | <b>V-8 5.7 L ENG.; V-8 6.2 L DIESEL ENG.</b>                 |         |
| <b>V-6 4.3 L ENG.</b>   |         | Pump Complete Rebuilding Kit.....                            | 7910    |
| Pump Complete Rebuilding Kit.....                                 | 7910    | Pump Seal Kit.....   | 7918    |
| Pump Seal Kit.....  | 7918    | Pump Drive Shaft Seal Kit.....                               | 8709    |
| Pump Drive Shaft Seal Kit.....                                    | 8709    | Stg. Gear Complete Rebuilding Kit.....                       | 8524    |
| Stg. Gear Complete Rebuilding Kit.....                            | 8522    | Stg. Gear Major Seal Kit.....                                | 8523    |
| Stg. Gear Major Seal Kit.....                                     | 8521    | Stg. Gear Input Shaft Seal Kit.....                          | 8525    |
| Stg. Gear Input Shaft Seal Kit.....                               | 8525    | Stg. Gear Complete Pitman Shaft Seal Kit.....                | 8766    |
| Stg. Gear Complete Pitman Shaft Seal Kit.....                     | 8766    | Stg. Gear Lower Pitman Shaft Seal Kit.....                   | 7856    |
| Stg. Gear Lower Pitman Shaft Seal Kit.....                        | 7856    |  |         |
| <b>1991-1990</b>  |         | <b>1987-1985</b>   |         |
| <b>V-6 4.3 L ENG.</b>   |         | <b>4-CYL. 2.5 L ENG.</b>                                     |         |
| Pump Complete Rebuilding Kit.....                                 | 7910    | Pump Complete Rebuilding Kit.....                            | 8561    |
| Pump Seal Kit.....  | 7918    | Pump Seal Kit.....   | 8554    |
| Pump Drive Shaft Seal Kit.....                                    | 8709    | Pump Drive Shaft Seal Kit.....                               | 8712    |
| Stg. Gear Complete Rebuilding Kit.....                            | 8522    | Stg. Gear Complete Rebuilding Kit.....                       | 8522    |
| Stg. Gear Major Seal Kit.....                                     | 8521    | Stg. Gear Major Seal Kit.....                                | 8521    |
| Stg. Gear Input Shaft Seal Kit.....                               | 8525    | Stg. Gear Input Shaft Seal Kit.....                          | 8525    |
| Stg. Gear Complete Pitman Shaft Seal Kit.....                     | 8766    | Stg. Gear Complete Pitman Shaft Seal Kit.....                | 8766    |
| Stg. Gear Lower Pitman Shaft Seal Kit.....                        | 7856    | Stg. Gear Lower Pitman Shaft Seal Kit.....                   | 7856    |
| <b>V-8 5.7 L ENG.; V-8 6.2 L DIESEL ENG.</b>                      |         | <b>V-6 2.8 L ENG.</b>  |         |
| Pump Complete Rebuilding Kit.....                                 | 7910    | Pump Complete Rebuilding Kit.....                            | 7910    |
| Pump Seal Kit.....  | 7918    | Pump Seal Kit.....   | 7918    |
| Pump Drive Shaft Seal Kit.....                                    | 8709    | Pump Drive Shaft Seal Kit.....                               | 8709    |
| Stg. Gear Complete Rebuilding Kit.....                            | 8524    | Stg. Gear Complete Rebuilding Kit.....                       | 8522    |
| Stg. Gear Major Seal Kit.....                                     | 8523    | Stg. Gear Major Seal Kit.....                                | 8521    |
| Stg. Gear Input Shaft Seal Kit.....                               | 8525    | Stg. Gear Input Shaft Seal Kit.....                          | 8525    |
| Stg. Gear Complete Pitman Shaft Seal Kit.....                     | 8766    | Stg. Gear Complete Pitman Shaft Seal Kit.....                | 8766    |
| Stg. Gear Lower Pitman Shaft Seal Kit.....                        | 7856    | Stg. Gear Lower Pitman Shaft Seal Kit.....                   | 7856    |
| <b>1989</b>   |         | <b>V-8 5.0 L ENG.; V-8 5.7 L ENG.; V-8 6.2 L DIESEL ENG.</b> |         |
| <b>V-6 2.8 L ENG.; V-6 4.3 L ENG.</b>                             |         | Pump Complete Rebuilding Kit.....                            | 7910    |
| Pump Complete Rebuilding Kit.....                                 | 7910    | Pump Seal Kit.....   | 7918    |
| Pump Seal Kit.....  | 7918    | Pump Drive Shaft Seal Kit.....                               | 8709    |
| Pump Drive Shaft Seal Kit.....                                    | 8709    | Stg. Gear Complete Rebuilding Kit.....                       | 8524    |
| Stg. Gear Complete Rebuilding Kit.....                            | 8522    | Stg. Gear Major Seal Kit.....                                | 8523    |
| Stg. Gear Major Seal Kit.....                                     | 8521    | Stg. Gear Input Shaft Seal Kit.....                          | 8525    |
| Stg. Gear Input Shaft Seal Kit.....                               | 8525    | Stg. Gear Complete Pitman Shaft Seal Kit.....                | 8766    |
| Stg. Gear Complete Pitman Shaft Seal Kit.....                     | 8766    | Stg. Gear Lower Pitman Shaft Seal Kit.....                   | 7856    |
| Stg. Gear Lower Pitman Shaft Seal Kit.....                        | 7856    |  |         |
| <b>1988</b>   |         | <b>1984-1983</b>   |         |
| <b>V-6 2.8 L ENG.; V-6 4.3 L ENG.</b>                             |         | <b>4-CYL. 1.9 L ENG.; 4-CYL. 2.0 L ENG.; V-6 2.8 L ENG.</b>  |         |
| Pump Complete Rebuilding Kit.....                                 | 7910    | Pump Complete Rebuilding Kit.....                            | 7910    |
| Pump Seal Kit.....  | 7918    | Pump Seal Kit.....   | 7918    |
| Pump Drive Shaft Seal Kit.....                                    | 8709    |  |         |

☆ See Pages A14 - A15 For Pump or Gear Identification.

⊛ Packaged one bushing per box, order as required.

**SYSTEM PUMP & GEAR IDENT.**

**SYSTEM & COMPONENT IDENT.**

**PASS. CARS**

**LIGHT TRUCKS**

**MEDIUM/HEAVY TRUCKS**

**BUSES**

**HOSE NUMERICAL**

**REPAIR KITS**

**KIT NUMERICAL**

**ILLUSTRATIONS**

# Power Steering Repair Kits for Passenger Cars and Light Trucks

|                           | Application   | Kit No. | Application  | Kit No. |
|---------------------------|---|---------|--|---------|
| SYSTEM PUMP & GEAR IDENT. | <b>GMC - Continued</b>  |         | <b>GMC - Continued</b>   |         |
| SYSTEM & COMPONENT IDENT. | <b>JIMMY - Continued</b>  |         | <b>JIMMY - Continued</b>   |         |
| PASS. CARS                | <b>1984-1983 - Continued</b><br><b>4-CYL. 1.9 L ENG.; 4-CYL. 2.0 L ENG.; V-6 2.8 L ENG.</b><br>- Continued<br>Pump Drive Shaft Seal Kit..... 8709<br>Stg. Gear Complete Rebuilding Kit..... 8522<br>Stg. Gear Major Seal Kit..... 8521<br>Stg. Gear Input Shaft Seal Kit..... 8525<br>Stg. Gear Complete Pitman Shaft Seal Kit..... 8766<br>Stg. Gear Lower Pitman Shaft Seal Kit..... 7856   |         | <b>1978-1977 - Continued</b><br><b>6-CYL. 250 ENG.; V-8 305 ENG.; V-8 350 ENG.; V-8 400 ENG.</b><br>- Continued<br>Stg. Gear Major Seal Kit..... 7859<br>Stg. Gear Input Shaft Seal Kit..... 7095<br>Stg. Gear Complete Pitman Shaft Seal Kit..... 8766<br>Stg. Gear Lower Pitman Shaft Seal Kit..... 7856   |         |
| LIGHT TRUCKS              | <b>V-8 5.0 L ENG.; V-8 5.7 L ENG.; V-8 6.2 L DIESEL ENG.</b><br>Pump Complete Rebuilding Kit..... 7910<br>Pump Seal Kit..... 7918<br>Pump Drive Shaft Seal Kit..... 8709<br>Stg. Gear Complete Rebuilding Kit..... 8524<br>Stg. Gear Major Seal Kit..... 8523<br>Stg. Gear Input Shaft Seal Kit..... 8525<br>Stg. Gear Complete Pitman Shaft Seal Kit..... 8766<br>Stg. Gear Lower Pitman Shaft Seal Kit..... 7856  |         | <b>1976-1975</b><br><b>6-CYL. 250 ENG.; V-8 350 ENG.; V-8 400 ENG.</b><br>Pump Complete Rebuilding Kit..... 7910<br>Pump Seal Kit..... 7918<br>Pump Drive Shaft Seal Kit..... 8709<br>Stg. Gear Complete Rebuilding Kit..... 7857<br>Stg. Gear Major Seal Kit..... 7859<br>Stg. Gear Input Shaft Seal Kit..... 7095<br>Stg. Gear Complete Pitman Shaft Seal Kit..... 8766<br>Stg. Gear Lower Pitman Shaft Seal Kit..... 7856   |         |
| MEDIUM/HEAVY TRUCKS       | <b>1982</b><br><b>6-CYL. 4.1 L ENG.; V-8 5.0 L ENG.; V-8 5.7 L ENG.; V-8 6.2 L DIESEL ENG.</b><br>Pump Complete Rebuilding Kit..... 7910<br>Pump Seal Kit..... 7918<br>Pump Drive Shaft Seal Kit..... 8709<br>Stg. Gear Complete Rebuilding Kit..... 8524<br>Stg. Gear Major Seal Kit..... 8523<br>Stg. Gear Input Shaft Seal Kit..... 8525<br>Stg. Gear Complete Pitman Shaft Seal Kit..... 8766<br>Stg. Gear Lower Pitman Shaft Seal Kit..... 7856  |         | <b>1974</b><br><b>6-CYL. 250 ENG.; V-8 350 ENG.</b><br>Pump Complete Rebuilding Kit..... 7910<br>Pump Seal Kit..... 7918<br>Pump Drive Shaft Seal Kit..... 8709<br>Stg. Gear Complete Rebuilding Kit..... 7857<br>Stg. Gear Major Seal Kit..... 7859<br>Stg. Gear Input Shaft Seal Kit..... 7095<br>Stg. Gear Complete Pitman Shaft Seal Kit..... 8766<br>Stg. Gear Lower Pitman Shaft Seal Kit..... 7856  |         |
| BUSES                     | <b>1981</b><br><b>6-CYL. 4.1 L ENG.; V-8 5.0 L ENG.; V-8 5.7 L ENG.</b><br>Pump Complete Rebuilding Kit..... 7910<br>Pump Seal Kit..... 7918<br>Pump Drive Shaft Seal Kit..... 8709<br>Stg. Gear Complete Rebuilding Kit..... 8524<br>Stg. Gear Major Seal Kit..... 8523<br>Stg. Gear Input Shaft Seal Kit..... 8525<br>Stg. Gear Complete Pitman Shaft Seal Kit..... 8766<br>Stg. Gear Lower Pitman Shaft Seal Kit..... 7856   |         | <b>1973-1970</b><br><b>6-CYL. 250 ENG.; V-8 307 ENG.; V-8 350 ENG.</b><br>Pump Complete Rebuilding Kit..... 7910<br>Pump Seal Kit..... 7918<br>Pump Drive Shaft Seal Kit..... 8709<br>Stg. Gear Complete Rebuilding Kit..... 7857<br>Stg. Gear Major Seal Kit..... 7859<br>Stg. Gear Input Shaft Seal Kit..... 7095<br>Stg. Gear Complete Pitman Shaft Seal Kit..... 8766<br>Stg. Gear Lower Pitman Shaft Seal Kit..... 7856   |         |
| REPAIR KITS               | <b>1980</b><br><b>6-CYL. 4.1 L ENG.; V-8 5.0 L ENG.; V-8 5.7 L ENG.</b><br>Pump Complete Rebuilding Kit..... 7910<br>Pump Seal Kit..... 7918<br>Pump Drive Shaft Seal Kit..... 8709<br>Stg. Gear Complete Rebuilding Kit; 1st Design; W/Casting No. 7802644L..... 7857<br>Stg. Gear Complete Rebuilding Kit; 2nd Design; W/Casting No. 7802644..... 8524<br>Stg. Gear Major Seal Kit; 1st Design; W/Casting No. 7802644L..... 7859<br>Stg. Gear Major Seal Kit; 2nd Design; W/Casting No. 7802644..... 8523<br>Stg. Gear Input Shaft Seal Kit; 1st Design; W/Casting No. 7802644L..... 7095<br>Stg. Gear Input Shaft Seal Kit; 2nd Design; W/Casting No. 7802644..... 8525<br>Stg. Gear Complete Pitman Shaft Seal Kit..... 8766<br>Stg. Gear Lower Pitman Shaft Seal Kit..... 7856         |         | <b>P SERIES VAN</b><br><b>1995-1994</b><br><b>V-6 4.3 L ENG.; V-8 5.7 L ENG.</b><br>Pump Complete Rebuilding Kit..... 7910<br>Pump Seal Kit..... 7918<br>Pump Drive Shaft Seal Kit..... 8709<br>Stg. Gear Complete Rebuilding Kit; W/13/16" Input Shaft..... 7857<br>Stg. Gear Complete Rebuilding Kit; W/3/4" Input Shaft..... 8781<br>Stg. Gear Major Seal Kit; W/13/16" Input Shaft..... 7859<br>Stg. Gear Major Seal Kit; W/3/4" Input Shaft..... 8716<br>Stg. Gear Input Shaft Seal Kit; W/13/16" Input Shaft..... 7095<br>Stg. Gear Input Shaft Seal Kit; W/3/4" Input Shaft..... 8525<br>Stg. Gear Complete Pitman Shaft Seal Kit..... 8763<br>Stg. Gear Lower Pitman Shaft Seal Kit..... 8717  |         |
| KIT NUMERICAL             | <b>1979</b><br><b>6-CYL. 250 ENG.; V-8 305 ENG.; V-8 350 ENG.; V-8 400 ENG.</b><br>Pump Complete Rebuilding Kit..... 7910<br>Pump Seal Kit..... 7918<br>Pump Drive Shaft Seal Kit..... 8709<br>Stg. Gear Complete Rebuilding Kit; 1st Design; W/Casting No. 7802644L..... 7857<br>Stg. Gear Complete Rebuilding Kit; 2nd Design; W/Casting No. 7802644..... 8524<br>Stg. Gear Major Seal Kit; 1st Design; W/Casting No. 7802644L..... 7859<br>Stg. Gear Major Seal Kit; 2nd Design; W/Casting No. 7802644..... 8523<br>Stg. Gear Input Shaft Seal Kit; 1st Design; W/Casting No. 7802644L..... 7095<br>Stg. Gear Input Shaft Seal Kit; 2nd Design; W/Casting No. 7802644..... 8525<br>Stg. Gear Complete Pitman Shaft Seal Kit..... 8766<br>Stg. Gear Lower Pitman Shaft Seal Kit..... 7856 |         | <b>V-8 6.5 L DIESEL ENG.; V-8 7.4 L ENG.</b><br>Pump Complete Rebuilding Kit..... 7910<br>Pump Seal Kit..... 7918<br>Pump Drive Shaft Seal Kit..... 8709<br>Stg. Gear Complete Rebuilding Kit; W/708 Series Gear; W/13/16" Input Shaft..... 7857<br>Stg. Gear Complete Rebuilding Kit; W/708 Series Gear; W/3/4" Input Shaft..... 8781<br>Stg. Gear Major Seal Kit; W/708 Series Gear; W/13/16" Input Shaft..... 7859<br>Stg. Gear Major Seal Kit; W/708 Series Gear; W/3/4" Input Shaft..... 8716<br>Stg. Gear Major Seal Kit; W/710 Series Gear..... 8701<br>Stg. Gear Input Shaft Seal Kit; W/13/16" Input Shaft..... 7095<br>Stg. Gear Input Shaft Seal Kit; W/3/4" Input Shaft..... 8525<br>Stg. Gear Complete Pitman Shaft Seal Kit; W/708 Series Gear..... 8763<br>Stg. Gear Lower Pitman Shaft Seal Kit; W/708 Series Gear..... 8717 |         |
| ILLUSTRATIONS             | <b>1978-1977</b><br><b>6-CYL. 250 ENG.; V-8 305 ENG.; V-8 350 ENG.; V-8 400 ENG.</b><br>Pump Complete Rebuilding Kit..... 7910<br>Pump Seal Kit..... 7918<br>Pump Drive Shaft Seal Kit..... 8709<br>Stg. Gear Complete Rebuilding Kit..... 7857   |         | <b>1993-1992</b><br><b>V-6 4.3 L ENG.; V-8 5.7 L ENG.</b><br>Pump Complete Rebuilding Kit..... 7910<br>Pump Seal Kit..... 7918<br>Pump Drive Shaft Seal Kit..... 8709<br>Stg. Gear Complete Rebuilding Kit; W/13/16" Input Shaft..... 7857<br>Stg. Gear Complete Rebuilding Kit; W/3/4" Input Shaft..... 8781<br>Stg. Gear Major Seal Kit; W/13/16" Input Shaft..... 7859  |         |

☆ See Pages A14 - A15 For Pump or Gear Identification.

⊗ Packaged one bushing per box, order as required.



# Power Steering Repair Kits for Passenger Cars and Light Trucks

| Application   | Kit No. | Application   | Kit No. |
|---|---------|---|---------|
| <b>GMC - Continued</b>  |         | <b>GMC - Continued</b>  |         |
| <b>P SERIES VAN - Continued</b>   |         | <b>P SERIES VAN - Continued</b>   |         |
| <b>1993-1992 - Continued</b>  |         | <b>1981 - Continued</b>   |         |
| <b>V-6 4.3 L ENG.; V-8 5.7 L ENG. - Continued</b>   |         | <b>6-CYL. 4.8 L ENG.; V-8 5.7 L ENG.; V-8 7.4 L ENG. - Continued</b>                            |         |
| Stg. Gear Major Seal Kit; W/3/4" Input Shaft.....   | 8716    | Stg. Gear Lower Pitman Shaft Seal Kit.....  | 7856    |
| Stg. Gear Input Shaft Seal Kit; W/13/16" Input Shaft.....   | 7095    |   |         |
| Stg. Gear Input Shaft Seal Kit; W/3/4" Input Shaft.....   | 8525    |   |         |
| Stg. Gear Complete Pitman Shaft Seal Kit.....   | 8766    |   |         |
| Stg. Gear Lower Pitman Shaft Seal Kit.....  | 7856    |   |         |
| <b>V-8 6.2 L DIESEL ENG.; V-8 7.4 L ENG.</b>  |         | <b>1980</b>   |         |
| Pump Complete Rebuilding Kit.....   | 7910    | <b>6-CYL. 4.8 L ENG.; V-8 5.7 L ENG.; V-8 7.4 L ENG.</b>  |         |
| Pump Seal Kit.....  | 7918    | Pump Complete Rebuilding Kit.....   | 7910    |
| Pump Drive Shaft Seal Kit.....  | 8709    | Pump Seal Kit.....  | 7918    |
| Stg. Gear Complete Rebuilding Kit; W/708 Series Gear; W/13/16" Input Shaft.....                           | 7857    | Pump Drive Shaft Seal Kit.....  | 8709    |
| Stg. Gear Complete Rebuilding Kit; W/708 Series Gear; W/3/4" Input Shaft.....                             | 8781    | Stg. Gear Complete Rebuilding Kit; 1st Design; W/Casting No. 7802644L.....                      | 7857    |
| Stg. Gear Major Seal Kit; W/708 Series Gear; W/13/16" Input Shaft.....                                    | 7859    | Stg. Gear Complete Rebuilding Kit; 2nd Design; W/Casting No. 7802644.....                       | 8524    |
| Stg. Gear Major Seal Kit; W/708 Series Gear; W/3/4" Input Shaft.....                                      | 8716    | Stg. Gear Major Seal Kit; 1st Design; W/Casting No. 7802644L.....                               | 7859    |
| Stg. Gear Major Seal Kit; W/710 Series Gear.....  | 8701    | Stg. Gear Major Seal Kit; 2nd Design; W/Casting No. 7802644.....                                | 8523    |
| Stg. Gear Input Shaft Seal Kit; W/13/16" Input Shaft.....   | 7095    | Stg. Gear Input Shaft Seal Kit; 1st Design; W/Casting No. 7802644L.....                         | 7095    |
| Stg. Gear Input Shaft Seal Kit; W/3/4" Input Shaft.....   | 8525    | Stg. Gear Input Shaft Seal Kit; 2nd Design; W/Casting No. 7802644.....                          | 8525    |
| Stg. Gear Complete Pitman Shaft Seal Kit; W/708 Series Gear.....  | 8763    | Stg. Gear Complete Pitman Shaft Seal Kit.....   | 8766    |
| Stg. Gear Lower Pitman Shaft Seal Kit; W/708 Series Gear.....   | 8717    | Stg. Gear Lower Pitman Shaft Seal Kit.....  | 7856    |
| <b>1991-1990</b>  |         | <b>1979</b>   |         |
| <b>4-CYL. 3.9 L DIESEL ENG.; V-6 4.3 L ENG.; V-8 5.7 L ENG.; V-8 6.2 L DIESEL ENG.; V-8 7.4 L ENG.</b>    |         | <b>6-CYL. 292 ENG.; V-8 350 ENG.; V-8 454 ENG.</b>  |         |
| Pump Complete Rebuilding Kit.....   | 7910    | Pump Complete Rebuilding Kit.....   | 7910    |
| Pump Seal Kit.....  | 7918    | Pump Seal Kit.....  | 7918    |
| Pump Drive Shaft Seal Kit.....  | 8709    | Pump Drive Shaft Seal Kit.....  | 8709    |
| Stg. Gear Complete Rebuilding Kit; W/13/16" Input Shaft.....  | 7857    | Stg. Gear Complete Rebuilding Kit; 1st Design; W/Casting No. 7802644L.....                      | 7857    |
| Stg. Gear Complete Rebuilding Kit; W/3/4" Input Shaft.....  | 8524    | Stg. Gear Complete Rebuilding Kit; 2nd Design; W/Casting No. 7802644.....                       | 8524    |
| Stg. Gear Major Seal Kit; W/13/16" Input Shaft.....   | 7859    | Stg. Gear Major Seal Kit; 1st Design; W/Casting No. 7802644L.....                               | 7859    |
| Stg. Gear Major Seal Kit; W/3/4" Input Shaft.....   | 8523    | Stg. Gear Major Seal Kit; 2nd Design; W/Casting No. 7802644.....                                | 8523    |
| Stg. Gear Input Shaft Seal Kit; W/13/16" Input Shaft.....   | 7095    | Stg. Gear Input Shaft Seal Kit; 1st Design; W/Casting No. 7802644L.....                         | 7095    |
| Stg. Gear Input Shaft Seal Kit; W/3/4" Input Shaft.....   | 8525    | Stg. Gear Input Shaft Seal Kit; 2nd Design; W/Casting No. 7802644.....                          | 8525    |
| Stg. Gear Complete Pitman Shaft Seal Kit.....   | 8766    | Stg. Gear Complete Pitman Shaft Seal Kit.....   | 8766    |
| Stg. Gear Lower Pitman Shaft Seal Kit.....  | 7856    | Stg. Gear Lower Pitman Shaft Seal Kit.....  | 7856    |
| <b>1989</b>   |         | <b>1978-1977</b>  |         |
| <b>4-CYL. 3.9 L DIESEL ENG.; 6-CYL. 4.8 L ENG.; V-8 5.7 L ENG.; V-8 6.2 L DIESEL ENG.; V-8 7.4 L ENG.</b> |         | <b>6-CYL. 292 ENG.; V-8 350 ENG.; V-8 454 ENG.</b>  |         |
| Pump Complete Rebuilding Kit.....   | 7910    | Pump Complete Rebuilding Kit.....   | 7910    |
| Pump Seal Kit.....  | 7918    | Pump Seal Kit.....  | 7918    |
| Pump Drive Shaft Seal Kit.....  | 8709    | Pump Drive Shaft Seal Kit.....  | 8709    |
| Stg. Gear Complete Rebuilding Kit; W/13/16" Input Shaft.....  | 7857    | Stg. Gear Complete Rebuilding Kit; 1st Design.....  | 7857    |
| Stg. Gear Complete Rebuilding Kit; W/3/4" Input Shaft.....  | 8524    | Stg. Gear Complete Rebuilding Kit; 2nd Design.....  | 8524    |
| Stg. Gear Major Seal Kit; W/13/16" Input Shaft.....   | 7859    | Stg. Gear Major Seal Kit; 1st Design.....   | 7859    |
| Stg. Gear Major Seal Kit; W/3/4" Input Shaft.....   | 8523    | Stg. Gear Major Seal Kit; 2nd Design.....   | 8523    |
| Stg. Gear Input Shaft Seal Kit; W/13/16" Input Shaft.....   | 7095    | Stg. Gear Input Shaft Seal Kit; 1st Design.....   | 7095    |
| Stg. Gear Input Shaft Seal Kit; W/3/4" Input Shaft.....   | 8525    | Stg. Gear Input Shaft Seal Kit; 2nd Design.....   | 8525    |
| Stg. Gear Complete Pitman Shaft Seal Kit.....   | 8766    | Stg. Gear Complete Pitman Shaft Seal Kit.....   | 8766    |
| Stg. Gear Lower Pitman Shaft Seal Kit.....  | 7856    | Stg. Gear Lower Pitman Shaft Seal Kit.....  | 7856    |
| <b>1988-1982</b>  |         | <b>1976-1975</b>  |         |
| <b>6-CYL. 4.8 L ENG.; V-8 5.7 L ENG.; V-8 6.2 L DIESEL ENG.; V-8 7.4 L ENG.</b>                           |         | <b>6-CYL. 292 ENG.; V-8 350 ENG.; V-8 454 ENG.; V-8 455 ENG.</b>                                |         |
| Pump Complete Rebuilding Kit.....   | 7910    | Pump Complete Rebuilding Kit.....   | 7910    |
| Pump Seal Kit.....  | 7918    | Pump Seal Kit.....  | 7918    |
| Pump Drive Shaft Seal Kit.....  | 8709    | Pump Drive Shaft Seal Kit.....  | 8709    |
| Stg. Gear Complete Rebuilding Kit; W/13/16" Input Shaft.....  | 7857    | Stg. Gear Complete Rebuilding Kit.....  | 7857    |
| Stg. Gear Complete Rebuilding Kit; W/3/4" Input Shaft.....  | 8524    | Stg. Gear Major Seal Kit.....   | 7859    |
| Stg. Gear Major Seal Kit; W/13/16" Input Shaft.....   | 7859    | Stg. Gear Input Shaft Seal Kit.....   | 7095    |
| Stg. Gear Major Seal Kit; W/3/4" Input Shaft.....   | 8523    | Stg. Gear Complete Pitman Shaft Seal Kit.....   | 8766    |
| Stg. Gear Input Shaft Seal Kit; W/13/16" Input Shaft.....   | 7095    | Stg. Gear Lower Pitman Shaft Seal Kit.....  | 7856    |
| Stg. Gear Input Shaft Seal Kit; W/3/4" Input Shaft.....   | 8525    |   |         |
| Stg. Gear Complete Pitman Shaft Seal Kit.....   | 8766    |   |         |
| Stg. Gear Lower Pitman Shaft Seal Kit.....  | 7856    |   |         |
| <b>1981</b>   |         | <b>1974</b>   |         |
| <b>6-CYL. 4.8 L ENG.; V-8 5.7 L ENG.; V-8 7.4 L ENG.</b>  |         | <b>6-CYL. 250 ENG.; 6-CYL. 292 ENG.; V-8 350 ENG.; V-8 454 ENG.</b>                             |         |
| Pump Complete Rebuilding Kit.....   | 7910    | Pump Complete Rebuilding Kit.....   | 7910    |
| Pump Seal Kit.....  | 7918    | Pump Seal Kit.....  | 7918    |
| Pump Drive Shaft Seal Kit.....  | 8709    | Pump Drive Shaft Seal Kit.....  | 8709    |
| Stg. Gear Complete Rebuilding Kit; W/13/16" Input Shaft.....  | 7857    | Stg. Gear Complete Rebuilding Kit.....  | 7857    |
| Stg. Gear Complete Rebuilding Kit; W/3/4" Input Shaft.....  | 8524    | Stg. Gear Major Seal Kit.....   | 7859    |
| Stg. Gear Major Seal Kit; W/13/16" Input Shaft.....   | 7859    | Stg. Gear Input Shaft Seal Kit.....   | 7095    |
| Stg. Gear Major Seal Kit; W/3/4" Input Shaft.....   | 8523    | Stg. Gear Complete Pitman Shaft Seal Kit.....   | 8766    |
| Stg. Gear Input Shaft Seal Kit; W/13/16" Input Shaft.....   | 7095    | Stg. Gear Lower Pitman Shaft Seal Kit.....  | 7856    |
| Stg. Gear Input Shaft Seal Kit; W/3/4" Input Shaft.....   | 8525    |   |         |
| Stg. Gear Complete Pitman Shaft Seal Kit.....   | 8766    |   |         |
| Stg. Gear Lower Pitman Shaft Seal Kit.....  | 7856    |   |         |
| <b>1981</b>   |         | <b>1973</b>   |         |
| <b>6-CYL. 4.8 L ENG.; V-8 5.7 L ENG.; V-8 7.4 L ENG.</b>  |         | <b>6-CYL. 250 ENG.; 6-CYL. 292 ENG.; V-8 307 ENG.; V-8 350 ENG.; V-8 454 ENG.; V-8 455 ENG.</b> |         |
| Pump Complete Rebuilding Kit.....   | 7910    | Pump Complete Rebuilding Kit.....   | 7910    |
| Pump Seal Kit.....  | 7918    | Pump Seal Kit.....  | 7918    |
| Pump Drive Shaft Seal Kit.....  | 8709    | Pump Drive Shaft Seal Kit.....  | 8709    |
| Stg. Gear Complete Rebuilding Kit; W/13/16" Input Shaft.....  | 7857    | Stg. Gear Complete Rebuilding Kit.....  | 7857    |
| Stg. Gear Complete Rebuilding Kit; W/3/4" Input Shaft.....  | 8524    | Stg. Gear Major Seal Kit.....   | 7859    |
| Stg. Gear Major Seal Kit; W/13/16" Input Shaft.....   | 7859    | Stg. Gear Input Shaft Seal Kit.....   | 7095    |
| Stg. Gear Major Seal Kit; W/3/4" Input Shaft.....   | 8523    | Stg. Gear Complete Pitman Shaft Seal Kit.....   | 8766    |
| Stg. Gear Input Shaft Seal Kit; W/13/16" Input Shaft.....   | 7095    | Stg. Gear Lower Pitman Shaft Seal Kit.....  | 7856    |
| Stg. Gear Input Shaft Seal Kit; W/3/4" Input Shaft.....   | 8525    |   |         |
| Stg. Gear Complete Pitman Shaft Seal Kit.....   | 8766    |   |         |
| Stg. Gear Lower Pitman Shaft Seal Kit.....  | 7856    |   |         |

☆ See Pages A14 - A15 For Pump or Gear Identification.

⊙ Packaged one bushing per box, order as required.

**SYSTEM PUMP & GEAR IDENT.**

**SYSTEM & COMPONENT IDENT.**

**PASS. CARS**

**LIGHT TRUCKS**

**MEDIUM/HEAVY TRUCKS**

**BUSES**

**HOSE NUMERICAL**

**REPAIR KITS**

**KIT NUMERICAL**

**ILLUSTRATIONS**



# Power Steering Repair Kits for Passenger Cars and Light Trucks

|                                      | Application  | Kit No.                                       | Application  | Kit No.                                       |      |
|--------------------------------------|--|---|--|---|------|
| <b>SYSTEM PUMP &amp; GEAR IDENT.</b> | <b>GMC - Continued</b>   |   | <b>GMC - Continued</b>                               |   |      |
|                                      | <b>P SERIES VAN - Continued</b>  |   | <b>S SERIES PICKUP - Continued</b>                   |   |      |
|                                      | 1973 - Continued   |   | 1987-1986 - Continued                                |   |      |
|                                      | 6-CYL. 250 ENG.; 6-CYL. 292 ENG.; V-8 307 ENG.; V-8 350 ENG.; V-8 454 ENG.; V-8 455 ENG. - Continued     |   | V-6 2.8 L ENG. - Continued                           |   |      |
|                                      |  | Stg. Gear Input Shaft Seal Kit.....           | 7095   | Stg. Gear Complete Rebuilding Kit.....        | 8522 |
|                                      |  | Stg. Gear Complete Pitman Shaft Seal Kit..... | 8766   | Stg. Gear Major Seal Kit.....                 | 8521 |
|                                      |  | Stg. Gear Lower Pitman Shaft Seal Kit.....    | 7856   | Stg. Gear Input Shaft Seal Kit.....           | 8525 |
|                                      |  |   |  | Stg. Gear Complete Pitman Shaft Seal Kit..... | 8766 |
|                                      |  |   |  | Stg. Gear Lower Pitman Shaft Seal Kit.....    | 7856 |
|                                      |  |   |  |   |      |
| <b>SYSTEM &amp; COMPONENT IDENT.</b> | <b>R &amp; V SERIES PICKUP</b>   |   | <b>1985</b>  |   |      |
|                                      | 1991-1989  |   | 4-CYL. 1.9 L ENG.; V-6 2.8 L ENG.                    |   |      |
|                                      | V-8 5.7 L ENG.; V-8 6.2 L DIESEL ENG.; V-8 7.4 L ENG.  |   | Pump Complete Rebuilding Kit.....                    |   | 7910 |
|                                      |  | Pump Complete Rebuilding Kit.....             | 7910   | Pump Seal Kit.....                            | 7918 |
|                                      |  | Pump Seal Kit.....                            | 7918   | Pump Drive Shaft Seal Kit.....                | 8709 |
|                                      |  | Pump Drive Shaft Seal Kit.....                | 8709   | Stg. Gear Complete Rebuilding Kit.....        | 8522 |
|                                      |  | Stg. Gear Complete Rebuilding Kit.....        | 8524   | Stg. Gear Major Seal Kit.....                 | 8521 |
|                                      |  | Stg. Gear Major Seal Kit.....                 | 8523   | Stg. Gear Input Shaft Seal Kit.....           | 8525 |
|                                      |  | Stg. Gear Input Shaft Seal Kit.....           | 8525   | Stg. Gear Complete Pitman Shaft Seal Kit..... | 8766 |
|                                      |  | Stg. Gear Complete Pitman Shaft Seal Kit..... | 8766   | Stg. Gear Lower Pitman Shaft Seal Kit.....    | 7856 |
|                                      | Stg. Gear Lower Pitman Shaft Seal Kit.....   | 7856  |  |   |      |
| <b>PASS. CARS</b>                    | <b>1988</b>  |   | 4-CYL. 2.2 L DIESEL ENG.; 4-CYL. 2.5 L ENG.          |   |      |
|                                      | 6-CYL. 4.8 L ENG.; V-8 5.7 L ENG.; V-8 6.2 L DIESEL ENG.; V-8 7.4 L ENG.                                 |   | Pump Complete Rebuilding Kit.....                    |   | 8561 |
|                                      |  | Pump Complete Rebuilding Kit.....             | 7910   | Pump Seal Kit.....                            | 8554 |
|                                      |  | Pump Seal Kit.....                            | 7918   | Pump Drive Shaft Seal Kit.....                | 8712 |
|                                      |  | Pump Drive Shaft Seal Kit.....                | 8709   | Stg. Gear Complete Rebuilding Kit.....        | 8522 |
|                                      |  | Stg. Gear Complete Rebuilding Kit.....        | 8524   | Stg. Gear Major Seal Kit.....                 | 8521 |
|                                      |  | Stg. Gear Major Seal Kit.....                 | 8523   | Stg. Gear Input Shaft Seal Kit.....           | 8525 |
|                                      |  | Stg. Gear Input Shaft Seal Kit.....           | 8525   | Stg. Gear Complete Pitman Shaft Seal Kit..... | 8766 |
|                                      |  | Stg. Gear Complete Pitman Shaft Seal Kit..... | 8766   | Stg. Gear Lower Pitman Shaft Seal Kit.....    | 7856 |
|                                      |  | Stg. Gear Lower Pitman Shaft Seal Kit.....    | 7856   |   |      |
| <b>LIGHT TRUCKS</b>                  | <b>1987</b>  |   | <b>1984</b>  |   |      |
|                                      | 6-CYL. 4.8 L ENG.; V-6 4.3 L ENG.; V-8 5.0 L ENG.; V-8 5.7 L ENG.; V-8 6.2 L DIESEL ENG.; V-8 7.4 L ENG. |   | 4-CYL. 1.9 L ENG.; 4-CYL. 2.0 L ENG.; V-6 2.8 L ENG. |   |      |
|                                      |  | Pump Complete Rebuilding Kit.....             | 7910   | Pump Complete Rebuilding Kit.....             | 7910 |
|                                      |  | Pump Seal Kit.....                            | 7918   | Pump Seal Kit.....                            | 7918 |
|                                      |  | Pump Drive Shaft Seal Kit.....                | 8709   | Pump Drive Shaft Seal Kit.....                | 8709 |
|                                      |  | Stg. Gear Complete Rebuilding Kit.....        | 8524   | Stg. Gear Complete Rebuilding Kit.....        | 8522 |
|                                      |  | Stg. Gear Major Seal Kit.....                 | 8523   | Stg. Gear Major Seal Kit.....                 | 8521 |
|                                      |  | Stg. Gear Input Shaft Seal Kit.....           | 8525   | Stg. Gear Input Shaft Seal Kit.....           | 8525 |
|                                      |  | Stg. Gear Complete Pitman Shaft Seal Kit..... | 8766   | Stg. Gear Complete Pitman Shaft Seal Kit..... | 8766 |
|                                      |  | Stg. Gear Lower Pitman Shaft Seal Kit.....    | 7856   | Stg. Gear Lower Pitman Shaft Seal Kit.....    | 7856 |
| <b>MEDIUM/HEAVY TRUCKS</b>           | <b>1987</b>  |   | <b>4-CYL. 2.2 L DIESEL ENG.</b>                      |   |      |
|                                      | 6-CYL. 4.8 L ENG.; V-6 4.3 L ENG.; V-8 5.0 L ENG.; V-8 5.7 L ENG.; V-8 6.2 L DIESEL ENG.; V-8 7.4 L ENG. |   | Pump Complete Rebuilding Kit.....                    |   | 8561 |
|                                      |  | Pump Complete Rebuilding Kit.....             | 7910   | Pump Seal Kit.....                            | 8554 |
|                                      |  | Pump Seal Kit.....                            | 7918   | Pump Drive Shaft Seal Kit.....                | 8712 |
|                                      |  | Pump Drive Shaft Seal Kit.....                | 8709   | Stg. Gear Complete Rebuilding Kit.....        | 8522 |
|                                      |  | Stg. Gear Complete Rebuilding Kit.....        | 8524   | Stg. Gear Major Seal Kit.....                 | 8521 |
|                                      |  | Stg. Gear Major Seal Kit.....                 | 8523   | Stg. Gear Input Shaft Seal Kit.....           | 8525 |
|                                      |  | Stg. Gear Input Shaft Seal Kit.....           | 8525   | Stg. Gear Complete Pitman Shaft Seal Kit..... | 8766 |
|                                      |  | Stg. Gear Complete Pitman Shaft Seal Kit..... | 8766   | Stg. Gear Lower Pitman Shaft Seal Kit.....    | 7856 |
|                                      |  | Stg. Gear Lower Pitman Shaft Seal Kit.....    | 7856   |   |      |
| <b>BUSES</b>                         | <b>S SERIES PICKUP</b>   |   | <b>1983</b>  |   |      |
|                                      | 1990-1988  |   | 4-CYL. 1.9 L ENG.; 4-CYL. 2.0 L ENG.; V-6 2.8 L ENG. |   |      |
|                                      | 4-CYL. 2.5 L ENG.  |   | Pump Complete Rebuilding Kit.....                    |   | 7910 |
|                                      |  | Pump Complete Rebuilding Kit.....             | 8561   | Pump Seal Kit.....                            | 7918 |
|                                      |  | Pump Seal Kit.....                            | 8554   | Pump Drive Shaft Seal Kit.....                | 8709 |
|                                      |  | Pump Drive Shaft Seal Kit.....                | 8712   | Stg. Gear Complete Rebuilding Kit.....        | 8522 |
|                                      |  | Stg. Gear Complete Rebuilding Kit.....        | 8522   | Stg. Gear Major Seal Kit.....                 | 8521 |
|                                      |  | Stg. Gear Major Seal Kit.....                 | 8521   | Stg. Gear Input Shaft Seal Kit.....           | 8525 |
|                                      |  | Stg. Gear Input Shaft Seal Kit.....           | 8525   | Stg. Gear Complete Pitman Shaft Seal Kit..... | 8766 |
|                                      |  | Stg. Gear Complete Pitman Shaft Seal Kit..... | 8766   | Stg. Gear Lower Pitman Shaft Seal Kit.....    | 7856 |
|                                      | Stg. Gear Lower Pitman Shaft Seal Kit.....   | 7856  |  |   |      |
| <b>HOSE NUMERICAL</b>                | <b>V-6 2.8 L ENG.; V-6 4.3 L ENG.</b>  |   | <b>1982</b>  |   |      |
|                                      | Pump Complete Rebuilding Kit.....  |   | 4-CYL. 1.9 L ENG.; V-6 2.8 L ENG.                    |   |      |
|                                      |  | Pump Complete Rebuilding Kit.....             | 7910   | Pump Complete Rebuilding Kit.....             | 7910 |
|                                      |  | Pump Seal Kit.....                            | 7918   | Pump Seal Kit.....                            | 7918 |
|                                      |  | Pump Drive Shaft Seal Kit.....                | 8709   | Pump Drive Shaft Seal Kit.....                | 8709 |
|                                      |  | Stg. Gear Complete Rebuilding Kit.....        | 8522   | Stg. Gear Complete Rebuilding Kit.....        | 8522 |
|                                      |  | Stg. Gear Major Seal Kit.....                 | 8521   | Stg. Gear Major Seal Kit.....                 | 8521 |
|                                      |  | Stg. Gear Input Shaft Seal Kit.....           | 8525   | Stg. Gear Input Shaft Seal Kit.....           | 8525 |
|                                      |  | Stg. Gear Complete Pitman Shaft Seal Kit..... | 8766   | Stg. Gear Complete Pitman Shaft Seal Kit..... | 8766 |
|                                      |  | Stg. Gear Lower Pitman Shaft Seal Kit.....    | 7856   | Stg. Gear Lower Pitman Shaft Seal Kit.....    | 7856 |
| <b>REPAIR KITS</b>                   | <b>1987-1986</b>   |   | <b>1982</b>  |   |      |
|                                      | 4-CYL. 2.5 L ENG.  |   | 4-CYL. 1.9 L ENG.; V-6 2.8 L ENG.                    |   |      |
|                                      |  | Pump Complete Rebuilding Kit.....             | 8561   | Pump Complete Rebuilding Kit.....             | 7910 |
|                                      |  | Pump Seal Kit.....                            | 8554   | Pump Seal Kit.....                            | 7918 |
|                                      |  | Pump Drive Shaft Seal Kit.....                | 8712   | Pump Drive Shaft Seal Kit.....                | 8709 |
|                                      |  | Stg. Gear Complete Rebuilding Kit.....        | 8522   | Stg. Gear Complete Rebuilding Kit.....        | 8522 |
|                                      |  | Stg. Gear Major Seal Kit.....                 | 8521   | Stg. Gear Major Seal Kit.....                 | 8521 |
|                                      |  | Stg. Gear Input Shaft Seal Kit.....           | 8525   | Stg. Gear Input Shaft Seal Kit.....           | 8525 |
|                                      |  | Stg. Gear Complete Pitman Shaft Seal Kit..... | 8766   | Stg. Gear Complete Pitman Shaft Seal Kit..... | 8766 |
|                                      |  | Stg. Gear Lower Pitman Shaft Seal Kit.....    | 7856   | Stg. Gear Lower Pitman Shaft Seal Kit.....    | 7856 |
| <b>KIT NUMERICAL</b>                 | <b>1987-1986</b>   |   | <b>1982</b>  |   |      |
|                                      | 4-CYL. 2.5 L ENG.  |   | 4-CYL. 1.9 L ENG.; V-6 2.8 L ENG.                    |   |      |
|                                      |  | Pump Complete Rebuilding Kit.....             | 8561   | Pump Complete Rebuilding Kit.....             | 7910 |
|                                      |  | Pump Seal Kit.....                            | 8554   | Pump Seal Kit.....                            | 7918 |
|                                      |  | Pump Drive Shaft Seal Kit.....                | 8712   | Pump Drive Shaft Seal Kit.....                | 8709 |
|                                      |  | Stg. Gear Complete Rebuilding Kit.....        | 8522   | Stg. Gear Complete Rebuilding Kit.....        | 8522 |
|                                      |  | Stg. Gear Major Seal Kit.....                 | 8521   | Stg. Gear Major Seal Kit.....                 | 8521 |
|                                      |  | Stg. Gear Input Shaft Seal Kit.....           | 8525   | Stg. Gear Input Shaft Seal Kit.....           | 8525 |
|                                      |  | Stg. Gear Complete Pitman Shaft Seal Kit..... | 8766   | Stg. Gear Complete Pitman Shaft Seal Kit..... | 8766 |
|                                      |  | Stg. Gear Lower Pitman Shaft Seal Kit.....    | 7856   | Stg. Gear Lower Pitman Shaft Seal Kit.....    | 7856 |
| <b>ILLUSTRATIONS</b>                 | <b>V-6 2.8 L ENG.</b>  |   | <b>1995-1994</b>                                     |   |      |
|                                      | Pump Complete Rebuilding Kit.....  |   | V-6 4.3 L ENG.                                       |   |      |
|                                      |  | Pump Complete Rebuilding Kit.....             | 7910   | Pump Complete Rebuilding Kit.....             | 7910 |
|                                      |  | Pump Seal Kit.....                            | 7918   | Pump Seal Kit.....                            | 7918 |
|                                      |  | Pump Drive Shaft Seal Kit.....                | 8709   | Pump Drive Shaft Seal Kit.....                | 8709 |
|                                      |  | Stg. Gear Complete Rebuilding Kit.....        | 8780   | Stg. Gear Complete Rebuilding Kit.....        | 8780 |
|                                      |  | Stg. Gear Major Seal Kit.....                 | 8625   | Stg. Gear Major Seal Kit.....                 | 8625 |
|                                      |  | Stg. Gear Input Shaft Seal Kit.....           | 8525   | Stg. Gear Input Shaft Seal Kit.....           | 8525 |

☆ See Pages A14 - A15 For Pump or Gear Identification.

⊗ Packaged one bushing per box, order as required.

# Power Steering Repair Kits for Passenger Cars and Light Trucks

| Application                                   | Kit No. | Application  | Kit No. |
|---|---------|--|---------|
| <b>GMC - Continued</b>                        |         | <b>GMC - Continued</b>   |         |
| <b>SAFARI - Continued</b>                     |         | <b>SONOMA - Continued</b>  |         |
| <b>1995-1994 - Continued</b>                  |         | <b>1993-1991 - Continued</b>   |         |
| <b>V-6 4.3 L ENG. - Continued</b>             |         | <b>V-6 2.8 L ENG.; V-6 4.3 L ENG. - Continued</b>                              |         |
| Stg. Gear Complete Pitman Shaft Seal Kit..... | 8763    | Pump Seal Kit.....   | 7918    |
| Stg. Gear Lower Pitman Shaft Seal Kit.....    | 8717    | Pump Drive Shaft Seal Kit.....   | 8709    |
| <b>1993-1991</b>                              |         | Stg. Gear Complete Rebuilding Kit.....   | 8522    |
| <b>V-6 4.3 L ENG.</b>                         |         | Stg. Gear Major Seal Kit.....  | 8521    |
| Pump Complete Rebuilding Kit.....             | 7910    | Stg. Gear Input Shaft Seal Kit.....  | 8525    |
| Pump Seal Kit.....                            | 7918    | Stg. Gear Complete Pitman Shaft Seal Kit.....                                  | 8766    |
| Pump Drive Shaft Seal Kit.....                | 8709    | Stg. Gear Lower Pitman Shaft Seal Kit.....                                     | 7856    |
| Stg. Gear Complete Rebuilding Kit.....        | 8522    | <b>SPRINT</b>  |         |
| Stg. Gear Major Seal Kit.....                 | 8521    | <b>1977</b>  |         |
| Stg. Gear Input Shaft Seal Kit.....           | 8525    | <b>6-CYL. 250 ENG.; V-8 305 ENG.; V-8 350 ENG.</b>                             |         |
| Stg. Gear Complete Pitman Shaft Seal Kit..... | 8766    | Pump Complete Rebuilding Kit.....  | 7910    |
| Stg. Gear Lower Pitman Shaft Seal Kit.....    | 7856    | Pump Seal Kit.....   | 7918    |
| <b>1990-1987</b>                              |         | Pump Drive Shaft Seal Kit.....   | 8709    |
| <b>4-CYL. 2.5 L ENG.</b>                      |         | Stg. Gear Complete Rebuilding Kit; W/4-Bolt Gear Housing.....                  | 7858    |
| Pump Complete Rebuilding Kit.....             | 8561    | Stg. Gear Complete Rebuilding Kit; W/Ring Retained Housing.....                | 8529    |
| Pump Seal Kit.....                            | 8554    | Stg. Gear Major Seal Kit; W/4-Bolt Gear Housing.....                           | 7860    |
| Pump Drive Shaft Seal Kit.....                | 8712    | Stg. Gear Major Seal Kit; W/Ring Retained Housing.....                         | 8528    |
| Stg. Gear Complete Rebuilding Kit.....        | 8522    | Stg. Gear Input Shaft Seal Kit.....  | 7095    |
| Stg. Gear Major Seal Kit.....                 | 8521    | Stg. Gear Complete Pitman Shaft Seal Kit; W/4-Bolt Gear Housing...             | 8766    |
| Stg. Gear Input Shaft Seal Kit.....           | 8525    | Stg. Gear Complete Pitman Shaft Seal Kit; W/Ring Retained Housing.....         | 8767    |
| Stg. Gear Complete Pitman Shaft Seal Kit..... | 8766    | Stg. Gear Lower Pitman Shaft Seal Kit; W/4-Bolt Gear Housing.....              | 7856    |
| Stg. Gear Lower Pitman Shaft Seal Kit.....    | 7856    | Stg. Gear Lower Pitman Shaft Seal Kit; W/Ring Retained Housing.....            | 8530    |
| <b>V-6 4.3 L ENG.</b>                         |         | <b>1976</b>  |         |
| Pump Complete Rebuilding Kit.....             | 7910    | <b>6-CYL. 250 ENG.; V-8 305 ENG.; V-8 350 ENG.; V-8 400 ENG.</b>               |         |
| Pump Seal Kit.....                            | 7918    | Pump Complete Rebuilding Kit.....  | 7910    |
| Pump Drive Shaft Seal Kit.....                | 8709    | Pump Seal Kit.....   | 7918    |
| Stg. Gear Complete Rebuilding Kit.....        | 8522    | Pump Drive Shaft Seal Kit.....   | 8709    |
| Stg. Gear Major Seal Kit.....                 | 8521    | Stg. Gear Complete Rebuilding Kit.....   | 7858    |
| Stg. Gear Input Shaft Seal Kit.....           | 8525    | Stg. Gear Major Seal Kit.....  | 7860    |
| Stg. Gear Complete Pitman Shaft Seal Kit..... | 8766    | Stg. Gear Input Shaft Seal Kit.....  | 7095    |
| Stg. Gear Lower Pitman Shaft Seal Kit.....    | 7856    | Stg. Gear Complete Pitman Shaft Seal Kit.....                                  | 8766    |
| <b>1986-1985</b>                              |         | Stg. Gear Lower Pitman Shaft Seal Kit.....                                     | 7856    |
| <b>4-CYL. 2.5 L ENG.; V-6 4.3 L ENG.</b>      |         | <b>1975</b>  |         |
| Pump Complete Rebuilding Kit.....             | 8561    | <b>6-CYL. 250 ENG.; V-8 350 ENG.; V-8 400 ENG.; V-8 454 ENG.</b>               |         |
| Pump Seal Kit.....                            | 8554    | Pump Complete Rebuilding Kit.....  | 7910    |
| Pump Drive Shaft Seal Kit.....                | 8712    | Pump Seal Kit.....   | 7918    |
| Stg. Gear Complete Rebuilding Kit.....        | 8522    | Pump Drive Shaft Seal Kit.....   | 8709    |
| Stg. Gear Major Seal Kit.....                 | 8521    | Stg. Gear Complete Rebuilding Kit.....   | 7858    |
| Stg. Gear Input Shaft Seal Kit.....           | 8525    | Stg. Gear Major Seal Kit.....  | 7860    |
| Stg. Gear Complete Pitman Shaft Seal Kit..... | 8766    | Stg. Gear Input Shaft Seal Kit.....  | 7095    |
| Stg. Gear Lower Pitman Shaft Seal Kit.....    | 7856    | Stg. Gear Complete Pitman Shaft Seal Kit.....                                  | 8766    |
| <b>SONOMA</b>                                 |         | Stg. Gear Lower Pitman Shaft Seal Kit.....                                     | 7856    |
| <b>1995-1994</b>                              |         | <b>1974</b>  |         |
| <b>4-CYL. 2.2 L ENG.</b>                      |         | <b>V-8 350 ENG.; V-8 400 ENG.; V-8 454 ENG.</b>                                |         |
| Pump Seal Kit.....                            | 8624    | Pump Complete Rebuilding Kit.....  | 7910    |
| Pump Drive Shaft Seal Kit.....                | 8709    | Pump Seal Kit.....   | 7918    |
| Stg. Gear Complete Rebuilding Kit.....        | 8780    | Pump Drive Shaft Seal Kit.....   | 8709    |
| Stg. Gear Major Seal Kit.....                 | 8625    | Stg. Gear Complete Rebuilding Kit.....   | 7858    |
| Stg. Gear Input Shaft Seal Kit.....           | 8525    | Stg. Gear Major Seal Kit.....  | 7860    |
| Stg. Gear Complete Pitman Shaft Seal Kit..... | 8763    | Stg. Gear Input Shaft Seal Kit.....  | 7095    |
| Stg. Gear Lower Pitman Shaft Seal Kit.....    | 8717    | Stg. Gear Complete Pitman Shaft Seal Kit.....                                  | 8766    |
| <b>V-6 4.3 L ENG.</b>                         |         | Stg. Gear Lower Pitman Shaft Seal Kit.....                                     | 7856    |
| Pump Complete Rebuilding Kit.....             | 7910    | <b>1973</b>  |         |
| Pump Seal Kit.....                            | 7918    | <b>V-8 307 ENG.; V-8 350 ENG.; V-8 454 ENG.</b>                                |         |
| Pump Drive Shaft Seal Kit.....                | 8709    | Pump Complete Rebuilding Kit.....  | 7910    |
| Stg. Gear Complete Rebuilding Kit.....        | 8780    | Pump Seal Kit.....   | 7918    |
| Stg. Gear Major Seal Kit.....                 | 8625    | Pump Drive Shaft Seal Kit.....   | 8709    |
| Stg. Gear Input Shaft Seal Kit.....           | 8525    | Stg. Gear Complete Rebuilding Kit.....   | 7858    |
| Stg. Gear Complete Pitman Shaft Seal Kit..... | 8763    | Stg. Gear Major Seal Kit.....  | 7860    |
| Stg. Gear Lower Pitman Shaft Seal Kit.....    | 8717    | Stg. Gear Input Shaft Seal Kit.....  | 7095    |
| <b>1993-1991</b>                              |         | Stg. Gear Complete Pitman Shaft Seal Kit.....                                  | 8766    |
| <b>4-CYL. 2.5 L ENG.</b>                      |         | Stg. Gear Lower Pitman Shaft Seal Kit.....                                     | 7856    |
| Pump Complete Rebuilding Kit.....             | 8561    | <b>1972-1971</b>   |         |
| Pump Seal Kit.....                            | 8554    | <b>6-CYL. 250 ENG.; V-8 307 ENG.; V-8 350 ENG.; V-8 402 ENG.; V-8 454 ENG.</b> |         |
| Pump Drive Shaft Seal Kit.....                | 8712    | Pump Complete Rebuilding Kit.....  | 7910    |
| Stg. Gear Complete Rebuilding Kit.....        | 8522    | Pump Seal Kit.....   | 7918    |
| Stg. Gear Major Seal Kit.....                 | 8521    | Pump Drive Shaft Seal Kit.....   | 8709    |
| Stg. Gear Input Shaft Seal Kit.....           | 8525    | Stg. Gear Complete Rebuilding Kit.....   | 7858    |
| Stg. Gear Complete Pitman Shaft Seal Kit..... | 8766    | Stg. Gear Major Seal Kit.....  | 7860    |
| Stg. Gear Lower Pitman Shaft Seal Kit.....    | 7856    | Stg. Gear Input Shaft Seal Kit.....  | 7095    |
| <b>V-6 2.8 L ENG.; V-6 4.3 L ENG.</b>         |         | Stg. Gear Complete Pitman Shaft Seal Kit.....                                  | 8766    |
| Pump Complete Rebuilding Kit.....             | 7910    | Stg. Gear Lower Pitman Shaft Seal Kit.....                                     | 7856    |

**SYSTEM PUMP & GEAR IDENT.**

**SYSTEM & COMPONENT IDENT.**

**PASS. CARS**

**LIGHT TRUCKS**

**MEDIUM/HEAVY TRUCKS**

**BUSES**

**HOSE NUMERICAL**

**REPAIR KITS**

**KIT NUMERICAL**

**ILLUSTRATIONS**

☆ See Pages A14 - A15 For Pump or Gear Identification.

⊗ Packaged one bushing per box, order as required.

# Power Steering Repair Kits for Passenger Cars and Light Trucks

|  | Application   | Kit No.   | Application   | Kit No. |
|--|---|---|---|---------|
| <b>SYSTEM PUMP &amp; GEAR IDENT.</b>   | <b>GMC - Continued</b>  |   | <b>GMC - Continued</b>  |         |
|  | <b>SPRINT - Continued</b>   |   | <b>SUBURBAN - Continued</b>   |         |
|  | 1972-1971 - Continued   |   | 1980 - Continued  |         |
|  | 6-CYL. 250 ENG.; V-8 307 ENG.; V-8 350 ENG.; V-8 402 ENG.;                      |   | V-8 5.7 L ENG.; V-8 6.6 L ENG.; V-8 7.4 L ENG. - Continued                      |         |
|  | V-8 454 ENG. - Continued  |   | Stg. Gear Complete Pitman Shaft Seal Kit..... 8766                              |         |
|  | Stg. Gear Complete Pitman Shaft Seal Kit..... 8766                              |   | Stg. Gear Lower Pitman Shaft Seal Kit..... 7856                                 |         |
|  | Stg. Gear Lower Pitman Shaft Seal Kit..... 7856                                 |   | <b>1979</b>   |         |
|  | <b>SUBURBAN</b>   |   | 6-CYL. 250 ENG.; 6-CYL. 292 ENG.; V-8 305 ENG.; V-8 350                         |         |
|  | 1995-1994   |   | ENG.; V-8 400 ENG.; V-8 454 ENG.  |         |
|  | V-8 5.7 L ENG.; V-8 6.5 L DIESEL ENG.; V-8 7.4 L ENG.                           |   | Pump Complete Rebuilding Kit..... 7910  |         |
| <b>SYSTEM &amp; COMPONENT IDENT.</b>   | Pump Seal Kit..... 7918   |   | Pump Seal Kit..... 7918   |         |
|  | Pump Drive Shaft Seal Kit..... 8709   |   | Pump Drive Shaft Seal Kit..... 8709   |         |
|  | Stg. Gear Complete Rebuilding Kit; 7200 G.V.W. .... 8780                        |   | Stg. Gear Complete Rebuilding Kit; 1st Design; W/Casting No. 7802644L..... 7857 |         |
|  | Stg. Gear Complete Rebuilding Kit; 8600 G.V.W. & Over ..... 8781                |   | Stg. Gear Complete Rebuilding Kit; 2nd Design; W/Casting No. 7802644..... 8524  |         |
|  | Stg. Gear Major Seal Kit; 7200 G.V.W. .... 8625                                 |   | Stg. Gear Major Seal Kit; 1st Design; W/Casting No. 7802644L..... 7859          |         |
|  | Stg. Gear Major Seal Kit; 8600 G.V.W. & Over..... 8716                          |   | Stg. Gear Major Seal Kit; 2nd Design; W/Casting No. 7802644..... 8523           |         |
|  | Stg. Gear Input Shaft Seal Kit..... 8525  |   | Stg. Gear Input Shaft Seal Kit; 1st Design; W/Casting No. 7802644L..... 7095    |         |
|  | Stg. Gear Complete Pitman Shaft Seal Kit..... 8763                              |   | Stg. Gear Input Shaft Seal Kit; 2nd Design; W/Casting No. 7802644L..... 8525    |         |
|  | Stg. Gear Lower Pitman Shaft Seal Kit..... 8717                                 |   | Stg. Gear Complete Pitman Shaft Seal Kit..... 8766                              |         |
|  | <b>1993-1992</b>  |   | Stg. Gear Lower Pitman Shaft Seal Kit..... 7856                                 |         |
| <b>PASS. CARS</b>  | V-8 5.7 L ENG.; V-8 7.4 L ENG.  |   | <b>1978-1977</b>  |         |
|  | Pump Complete Rebuilding Kit..... 7910  |   | 6-CYL. 250 ENG.; 6-CYL. 292 ENG.; V-8 305 ENG.; V-8 350                         |         |
|  | Pump Seal Kit..... 7918   |   | ENG.; V-8 400 ENG.; V-8 454 ENG.  |         |
|  | Pump Drive Shaft Seal Kit..... 8709   |   | Pump Complete Rebuilding Kit..... 7910  |         |
|  | Stg. Gear Complete Rebuilding Kit; 7200 G.V.W. .... 8780                        |   | Pump Seal Kit..... 7918   |         |
|  | Stg. Gear Complete Rebuilding Kit; 8600 G.V.W. & Over ..... 8781                |   | Pump Drive Shaft Seal Kit..... 8709   |         |
|  | Stg. Gear Major Seal Kit; 7200 G.V.W. .... 8625                                 |   | Stg. Gear Complete Rebuilding Kit..... 7857                                     |         |
|  | Stg. Gear Major Seal Kit; 8600 G.V.W. & Over..... 8716                          |   | Stg. Gear Major Seal Kit..... 7859  |         |
|  | Stg. Gear Input Shaft Seal Kit..... 8525  |   | Stg. Gear Input Shaft Seal Kit..... 7095  |         |
|  | Stg. Gear Complete Pitman Shaft Seal Kit..... 8763                              |   | Stg. Gear Complete Pitman Shaft Seal Kit..... 8766                              |         |
| Stg. Gear Lower Pitman Shaft Seal Kit..... 8717                              |   | Stg. Gear Lower Pitman Shaft Seal Kit..... 7856 |   |         |
| <b>LIGHT TRUCKS</b>  | <b>1991-1988</b>  |   | <b>1976-1975</b>  |         |
|  | V-8 5.7 L ENG.; V-8 6.2 L DIESEL ENG.; V-8 7.4 L ENG.                           |   | 6-CYL. 250 ENG.; 6-CYL. 292 ENG.; V-8 350 ENG.; V-8 400                         |         |
|  | Pump Complete Rebuilding Kit..... 7910  |   | ENG.; V-8 454 ENG.  |         |
|  | Pump Seal Kit..... 7918   |   | Pump Complete Rebuilding Kit..... 7910  |         |
|  | Pump Drive Shaft Seal Kit..... 8709   |   | Pump Seal Kit..... 7918   |         |
|  | Stg. Gear Complete Rebuilding Kit..... 8524                                     |   | Pump Drive Shaft Seal Kit..... 8709   |         |
|  | Stg. Gear Major Seal Kit..... 8523  |   | Stg. Gear Complete Rebuilding Kit..... 7857                                     |         |
|  | Stg. Gear Input Shaft Seal Kit..... 8525  |   | Stg. Gear Major Seal Kit..... 7859  |         |
|  | Stg. Gear Complete Pitman Shaft Seal Kit..... 8766                              |   | Stg. Gear Input Shaft Seal Kit..... 7095  |         |
|  | Stg. Gear Lower Pitman Shaft Seal Kit..... 7856                                 |   | Stg. Gear Complete Pitman Shaft Seal Kit..... 8766                              |         |
| <b>MEDIUM/HEAVY TRUCKS</b>   | <b>1987-1982</b>  |   | Stg. Gear Lower Pitman Shaft Seal Kit..... 7856                                 |         |
|  | V-8 5.0 L ENG.; V-8 5.7 L ENG.; V-8 6.2 L DIESEL ENG.; V-8 7.4 L ENG.           |   | <b>1974</b>   |         |
|  | Pump Complete Rebuilding Kit..... 7910  |   | 6-CYL. 250 ENG.; 6-CYL. 292 ENG.; V-8 350 ENG.; V-8 454                         |         |
|  | Pump Seal Kit..... 7918   |   | ENG.  |         |
|  | Pump Drive Shaft Seal Kit..... 8709   |   | Pump Complete Rebuilding Kit..... 7910  |         |
|  | Stg. Gear Complete Rebuilding Kit..... 8524                                     |   | Pump Seal Kit..... 7918   |         |
|  | Stg. Gear Major Seal Kit..... 8523  |   | Pump Drive Shaft Seal Kit..... 8709   |         |
|  | Stg. Gear Input Shaft Seal Kit..... 8525  |   | Stg. Gear Complete Rebuilding Kit..... 7857                                     |         |
|  | Stg. Gear Complete Pitman Shaft Seal Kit..... 8766                              |   | Stg. Gear Major Seal Kit..... 7859  |         |
|  | Stg. Gear Lower Pitman Shaft Seal Kit..... 7856                                 |   | Stg. Gear Input Shaft Seal Kit..... 7095  |         |
| <b>BUSES</b>   | <b>1981</b>   |   | Stg. Gear Complete Pitman Shaft Seal Kit..... 8766                              |         |
|  | V-8 5.0 L ENG.; V-8 5.7 L ENG.; V-8 7.4 L ENG.                                  |   | Stg. Gear Lower Pitman Shaft Seal Kit..... 7856                                 |         |
|  | Pump Complete Rebuilding Kit..... 7910  |   | <b>1973</b>   |         |
|  | Pump Seal Kit..... 7918   |   | 6-CYL. 250 ENG.; 6-CYL. 292 ENG.; V-8 307 ENG.; V-8 350                         |         |
|  | Pump Drive Shaft Seal Kit..... 8709   |   | ENG.; V-8 454 ENG.  |         |
|  | Stg. Gear Complete Rebuilding Kit..... 8524                                     |   | Pump Complete Rebuilding Kit..... 7910  |         |
|  | Stg. Gear Major Seal Kit..... 8523  |   | Pump Seal Kit..... 7918   |         |
|  | Stg. Gear Input Shaft Seal Kit..... 8525  |   | Pump Drive Shaft Seal Kit..... 8709   |         |
|  | Stg. Gear Complete Pitman Shaft Seal Kit..... 8766                              |   | Stg. Gear Complete Rebuilding Kit..... 7857                                     |         |
|  | Stg. Gear Lower Pitman Shaft Seal Kit..... 7856                                 |   | Stg. Gear Major Seal Kit..... 7859  |         |
| <b>HOSE NUMERICAL</b>  | <b>1980</b>   |   | Stg. Gear Input Shaft Seal Kit..... 7095  |         |
|  | V-8 5.7 L ENG.; V-8 6.6 L ENG.; V-8 7.4 L ENG.                                  |   | Stg. Gear Complete Pitman Shaft Seal Kit..... 8766                              |         |
|  | Pump Complete Rebuilding Kit..... 7910  |   | Stg. Gear Lower Pitman Shaft Seal Kit..... 7856                                 |         |
|  | Pump Seal Kit..... 7918   |   | <b>1972-1971</b>  |         |
|  | Pump Drive Shaft Seal Kit..... 8709   |   | 6-CYL. 250 ENG.; 6-CYL. 292 ENG.; V-8 307 ENG.; V-8 350                         |         |
|  | Stg. Gear Complete Rebuilding Kit; 1st Design; W/Casting No. 7802644L..... 7857 |   | ENG.; V-8 402 ENG.  |         |
|  | Stg. Gear Complete Rebuilding Kit; 2nd Design; W/Casting No. 7802644..... 8524  |   | Pump Complete Rebuilding Kit..... 7910  |         |
|  | Stg. Gear Major Seal Kit; 1st Design; W/Casting No. 7802644L..... 7859          |   | Pump Seal Kit..... 7918   |         |
|  | Stg. Gear Major Seal Kit; 2nd Design; W/Casting No. 7802644..... 8523           |   | Pump Drive Shaft Seal Kit..... 8709   |         |
|  | Stg. Gear Input Shaft Seal Kit; 1st Design; W/Casting No. 7802644L..... 7095    |   | Stg. Gear Complete Rebuilding Kit..... 7857                                     |         |
| Stg. Gear Input Shaft Seal Kit; 2nd Design; W/Casting No. 7802644L..... 8525 |   | Stg. Gear Major Seal Kit..... 7859              |   |         |
| <b>REPAIR KITS</b>   | <b>1981</b>   |   | Stg. Gear Major Seal Kit..... 7859  |         |
|  | V-8 5.0 L ENG.; V-8 5.7 L ENG.; V-8 7.4 L ENG.                                  |   | Stg. Gear Input Shaft Seal Kit..... 7095  |         |
|  | Pump Complete Rebuilding Kit..... 7910  |   | Stg. Gear Complete Pitman Shaft Seal Kit..... 8766                              |         |
|  | Pump Seal Kit..... 7918   |   | Stg. Gear Lower Pitman Shaft Seal Kit..... 7856                                 |         |
|  | Pump Drive Shaft Seal Kit..... 8709   |   | <b>1972-1971</b>  |         |
|  | Stg. Gear Complete Rebuilding Kit..... 8524                                     |   | 6-CYL. 250 ENG.; 6-CYL. 292 ENG.; V-8 307 ENG.; V-8 350                         |         |
|  | Stg. Gear Major Seal Kit..... 8523  |   | ENG.; V-8 402 ENG.  |         |
|  | Stg. Gear Input Shaft Seal Kit..... 8525  |   | Pump Complete Rebuilding Kit..... 7910  |         |
|  | Stg. Gear Complete Pitman Shaft Seal Kit..... 8766                              |   | Pump Seal Kit..... 7918   |         |
|  | Stg. Gear Lower Pitman Shaft Seal Kit..... 7856                                 |   | Pump Drive Shaft Seal Kit..... 8709   |         |
| <b>KIT NUMERICAL</b>   | <b>1980</b>   |   | Stg. Gear Complete Rebuilding Kit..... 7857                                     |         |
|  | V-8 5.7 L ENG.; V-8 6.6 L ENG.; V-8 7.4 L ENG.                                  |   | Stg. Gear Complete Rebuilding Kit; 2nd Design; W/Casting No. 7802644..... 8524  |         |
|  | Pump Complete Rebuilding Kit..... 7910  |   | Stg. Gear Major Seal Kit; 1st Design; W/Casting No. 7802644L..... 7859          |         |
|  | Pump Seal Kit..... 7918   |   | Stg. Gear Major Seal Kit; 2nd Design; W/Casting No. 7802644..... 8523           |         |
|  | Pump Drive Shaft Seal Kit..... 8709   |   | Stg. Gear Input Shaft Seal Kit; 1st Design; W/Casting No. 7802644L..... 7095    |         |
|  | Stg. Gear Complete Rebuilding Kit; 1st Design; W/Casting No. 7802644L..... 7857 |   | Stg. Gear Input Shaft Seal Kit; 2nd Design; W/Casting No. 7802644L..... 8525    |         |
|  | Stg. Gear Complete Rebuilding Kit; 2nd Design; W/Casting No. 7802644..... 8524  |   | <b>1972-1971</b>  |         |
|  | Stg. Gear Major Seal Kit; 1st Design; W/Casting No. 7802644L..... 7859          |   | 6-CYL. 250 ENG.; 6-CYL. 292 ENG.; V-8 307 ENG.; V-8 350                         |         |
|  | Stg. Gear Major Seal Kit; 2nd Design; W/Casting No. 7802644..... 8523           |   | ENG.; V-8 402 ENG.  |         |
|  | Stg. Gear Input Shaft Seal Kit; 1st Design; W/Casting No. 7802644L..... 7095    |   | Pump Complete Rebuilding Kit..... 7910  |         |
| Stg. Gear Input Shaft Seal Kit; 2nd Design; W/Casting No. 7802644L..... 8525 |   | Pump Seal Kit..... 7918                         |   |         |
| <b>ILLUSTRATIONS</b>   | <b>1981</b>   |   | Pump Drive Shaft Seal Kit..... 8709   |         |
|  | V-8 5.0 L ENG.; V-8 5.7 L ENG.; V-8 7.4 L ENG.                                  |   | Stg. Gear Complete Rebuilding Kit..... 7857                                     |         |
|  | Pump Complete Rebuilding Kit..... 7910  |   | Stg. Gear Complete Rebuilding Kit..... 7857                                     |         |
|  | Pump Seal Kit..... 7918   |   | Stg. Gear Major Seal Kit..... 7859  |         |
|  | Pump Drive Shaft Seal Kit..... 8709   |   | Stg. Gear Major Seal Kit..... 7859  |         |
|  | Stg. Gear Complete Rebuilding Kit; 1st Design; W/Casting No. 7802644L..... 7857 |   | Stg. Gear Input Shaft Seal Kit..... 7095  |         |
|  | Stg. Gear Complete Rebuilding Kit; 2nd Design; W/Casting No. 7802644..... 8524  |   | Stg. Gear Complete Pitman Shaft Seal Kit..... 8766                              |         |
|  | Stg. Gear Major Seal Kit; 1st Design; W/Casting No. 7802644L..... 7859          |   | Stg. Gear Lower Pitman Shaft Seal Kit..... 7856                                 |         |
|  | Stg. Gear Major Seal Kit; 2nd Design; W/Casting No. 7802644..... 8523           |   | <b>1972-1971</b>  |         |
|  | Stg. Gear Input Shaft Seal Kit; 1st Design; W/Casting No. 7802644L..... 7095    |   | 6-CYL. 250 ENG.; 6-CYL. 292 ENG.; V-8 307 ENG.; V-8 350                         |         |
| Stg. Gear Input Shaft Seal Kit; 2nd Design; W/Casting No. 7802644L..... 8525 |   | ENG.; V-8 402 ENG.                              |   |         |

☆ See Pages A14 - A15 For Pump or Gear Identification.

⊗ Packaged one bushing per box, order as required.

# Power Steering Repair Kits for Passenger Cars and Light Trucks

| Application  | Kit No. | Application  | Kit No. |
|--|---------|--|---------|
| <b>GMC - Continued</b>   |         | <b>GMC - Continued</b>                                     |         |
| <b>SUBURBAN - Continued</b>  |         | <b>SYCLONE</b>   |         |
| 1972-1971 - Continued  |         | 1992-1991  |         |
| 6-CYL. 250 ENG.; 6-CYL. 292 ENG.; V-8 307 ENG.; V-8 350 ENG.; V-8 402 ENG. - Continued   |         | V-6 4.3 L ENG.   |         |
| Stg. Gear Lower Pitman Shaft Seal Kit.....   | 7856    | Pump Complete Rebuilding Kit.....                          | 7910    |
| <b>1970</b>  |         | Pump Seal Kit.....   | 7918    |
| 6-CYL. 250 ENG.; 6-CYL. 292 ENG.; V-8 307 ENG.; V-8 350 ENG.; V-8 396 ENG.               |         | Pump Drive Shaft Seal Kit.....                             | 8709    |
| Pump Complete Rebuilding Kit.....  | 7910    | Stg. Gear Complete Rebuilding Kit.....                     | 8522    |
| Pump Seal Kit.....   | 7918    | Stg. Gear Major Seal Kit.....                              | 8521    |
| Pump Drive Shaft Seal Kit.....   | 8709    | Stg. Gear Input Shaft Seal Kit.....                        | 8525    |
| Stg. Gear Complete Rebuilding Kit.....   | 7857    | Stg. Gear Complete Pitman Shaft Seal Kit.....              | 8766    |
| Stg. Gear Major Seal Kit.....  | 7859    | Stg. Gear Lower Pitman Shaft Seal Kit.....                 | 7856    |
| Stg. Gear Input Shaft Seal Kit.....  | 7095    | <b>TYPHOON</b>   |         |
| Stg. Gear Complete Pitman Shaft Seal Kit.....  | 8766    | 1993-1992  |         |
| Stg. Gear Lower Pitman Shaft Seal Kit.....   | 7856    | V-6 4.3 L ENG.   |         |
| <b>1969</b>  |         | Pump Complete Rebuilding Kit.....                          |         |
| 6-CYL. 250 ENG.; 6-CYL. 292 ENG.; V-6 305 ENG.; V-8 307 ENG.; V-8 350 ENG.; V-8 396 ENG. |         | Pump Seal Kit.....   |         |
| Pump Complete Rebuilding Kit; W/Two-Raised Mounting Pads.....                            | 7910    | Pump Drive Shaft Seal Kit.....                             |         |
| Pump Seal Kit; W/One-Raised Mounting Pads.....   | 8755    | Stg. Gear Complete Rebuilding Kit.....                     |         |
| Pump Seal Kit; W/Two-Raised Mounting Pads.....   | 7918    | Stg. Gear Major Seal Kit.....                              |         |
| Pump Drive Shaft Seal Kit; W/One-Raised Mounting Pads.....                               | 8711    | Stg. Gear Input Shaft Seal Kit.....                        |         |
| Pump Drive Shaft Seal Kit; W/Two-Raised Mounting Pads.....                               | 8709    | Stg. Gear Complete Pitman Shaft Seal Kit.....              |         |
| Stg. Gear Complete Rebuilding Kit.....   | 7857    | Stg. Gear Lower Pitman Shaft Seal Kit.....                 |         |
| Stg. Gear Major Seal Kit.....  | 7859    | <b>YUKON</b>   |         |
| Stg. Gear Input Shaft Seal Kit.....  | 7095    | 1995-1994  |         |
| Stg. Gear Complete Pitman Shaft Seal Kit.....  | 8766    | V-8 5.7 L ENG.; V-8 6.5 L DIESEL ENG.                      |         |
| Stg. Gear Lower Pitman Shaft Seal Kit.....   | 7856    | Pump Complete Rebuilding Kit.....                          |         |
| <b>1968</b>  |         | Pump Seal Kit.....   |         |
| 6-CYL. 250 ENG.; 6-CYL. 292 ENG.; V-6 305 ENG.; V-8 307 ENG.; V-8 327 ENG.; V-8 396 ENG. |         | Pump Drive Shaft Seal Kit.....                             |         |
| Pump Complete Rebuilding Kit; W/Two-Raised Mounting Pads.....                            | 7910    | Stg. Gear Complete Rebuilding Kit; 7200 G.V.W. ....        |         |
| Pump Seal Kit; W/One-Raised Mounting Pads.....   | 8755    | Stg. Gear Complete Rebuilding Kit; 8600 G.V.W. & Over..... |         |
| Pump Seal Kit; W/Two-Raised Mounting Pads.....   | 7918    | Stg. Gear Major Seal Kit; 7200 G.V.W. ....                 |         |
| Pump Drive Shaft Seal Kit; W/One-Raised Mounting Pads.....                               | 8711    | Stg. Gear Major Seal Kit; 8600 G.V.W. & Over.....          |         |
| Pump Drive Shaft Seal Kit; W/Two-Raised Mounting Pads.....                               | 8709    | Stg. Gear Input Shaft Seal Kit.....                        |         |
| Stg. Gear Complete Rebuilding Kit; W/Integral P.S.....                                   | 7857    | Stg. Gear Complete Pitman Shaft Seal Kit.....              |         |
| Stg. Gear Major Seal Kit; W/Integral P.S.....  | 7859    | Stg. Gear Lower Pitman Shaft Seal Kit.....                 |         |
| Stg. Gear Input Shaft Seal Kit; W/Integral P.S.....                                      | 7095    | <b>1993-1992</b>   |         |
| Stg. Gear Complete Pitman Shaft Seal Kit; W/Integral P.S.....                            | 8766    | V-8 5.7 L ENG.   |         |
| Stg. Gear Lower Pitman Shaft Seal Kit; W/Integral P.S.....                               | 7856    | Pump Complete Rebuilding Kit.....                          |         |
| Control Valve Seal Kit; W/Linkage System.....  | 7864    | Pump Seal Kit.....   |         |
| Power Cyl. Complete Rebuilding Kit; W/Linkage System.....                                | 8537    | Pump Drive Shaft Seal Kit.....                             |         |
| Power Cyl. Piston Rod Seal Kit; W/Linkage System.....                                    | 7906    | Stg. Gear Complete Rebuilding Kit; 7200 G.V.W. ....        |         |
| <b>1967</b>  |         | Stg. Gear Complete Rebuilding Kit; 8600 G.V.W. & Over..... |         |
| 6-CYL. 250 ENG.; 6-CYL. 292 ENG.; V-6 305 ENG.   |         | Stg. Gear Major Seal Kit; 7200 G.V.W. ....                 |         |
| Pump Complete Rebuilding Kit; W/Two-Raised Mounting Pads.....                            | 7910    | Stg. Gear Major Seal Kit; 8600 G.V.W. & Over.....          |         |
| Pump Seal Kit; W/One-Raised Mounting Pads.....   | 8755    | Stg. Gear Input Shaft Seal Kit.....                        |         |
| Pump Seal Kit; W/Two-Raised Mounting Pads.....   | 7918    | Stg. Gear Complete Pitman Shaft Seal Kit.....              |         |
| Pump Drive Shaft Seal Kit; W/One-Raised Mounting Pads.....                               | 8711    | Stg. Gear Lower Pitman Shaft Seal Kit.....                 |         |
| Pump Drive Shaft Seal Kit; W/Two-Raised Mounting Pads.....                               | 8709    | <b>HONDA</b>   |         |
| <b>1966</b>  |         | <b>ACCORD</b>  |         |
| 6-CYL. 230 ENG.; 6-CYL. 250 ENG.; V-6 305 ENG.   |         | 1995   |         |
| Pump Complete Rebuilding Kit; W/Two-Raised Mounting Pads.....                            | 7910    | 4-CYL. 2.2 L ENG.; V-6 2.7 L ENG.                          |         |
| Pump Seal Kit; W/One-Raised Mounting Pads.....   | 8755    | Pump Seal Kit.....   |         |
| Pump Seal Kit; W/Two-Raised Mounting Pads.....   | 7918    | Rack & Pinion Seal Kit.....                                |         |
| Pump Drive Shaft Seal Kit; W/One-Raised Mounting Pads.....                               | 8711    | <b>1994</b>  |         |
| Pump Drive Shaft Seal Kit; W/Two-Raised Mounting Pads.....                               | 8709    | 4-CYL. 2.2 L ENG.  |         |
| <b>1965-1964</b>   |         | Pump Seal Kit.....   |         |
| 6-CYL. 230 ENG.; V-6 305 ENG.  |         | Rack & Pinion Seal Kit.....                                |         |
| Pump Complete Rebuilding Kit; W/Two-Raised Mounting Pads.....                            | 7910    | <b>1993-1990</b>   |         |
| Pump Seal Kit; W/One-Raised Mounting Pads.....   | 8755    | 4-CYL. 2.2 L ENG.  |         |
| Pump Seal Kit; W/Two-Raised Mounting Pads.....   | 7918    | Pump Seal Kit.....   |         |
| Pump Drive Shaft Seal Kit; W/One-Raised Mounting Pads.....                               | 8711    | Rack & Pinion Seal Kit.....                                |         |
| Pump Drive Shaft Seal Kit; W/Two-Raised Mounting Pads.....                               | 8709    | <b>1989-1986</b>   |         |
| <b>1963</b>  |         | 4-CYL. 2.0 L ENG.  |         |
| V-6 305 ENG.   |         | Pump Seal Kit.....   |         |
| Pump Complete Rebuilding Kit; W/Two-Raised Mounting Pads.....                            | 7910    | Rack & Pinion Seal Kit.....                                |         |
| Pump Seal Kit; W/One-Raised Mounting Pads.....   | 8755    | <b>1985-1982</b>   |         |
| Pump Seal Kit; W/Two-Raised Mounting Pads.....   | 7918    | 4-CYL. 1.6 L ENG. (CANADA); 4-CYL. 1.8 L ENG.              |         |
| Pump Drive Shaft Seal Kit; W/One-Raised Mounting Pads.....                               | 8711    | Pump Seal Kit.....   |         |
| Pump Drive Shaft Seal Kit; W/Two-Raised Mounting Pads.....                               | 8709    | Rack & Pinion Seal Kit.....                                |         |

**SYSTEM PUMP & GEAR IDENT.**

**SYSTEM & COMPONENT IDENT.**

**PASS. CARS**

**LIGHT TRUCKS**

**MEDIUM/HEAVY TRUCKS**

**BUSES**

**HOSE NUMERICAL**

**REPAIR KITS**

**KIT NUMERICAL**

**ILLUSTRATIONS**

☆ See Pages A14 - A15 For Pump or Gear Identification.

⊗ Packaged one bushing per box, order as required.



# Power Steering Repair Kits for Passenger Cars and Light Trucks

|                                      | Application                                   | Kit No. | Application                                       | Kit No. |
|--------------------------------------|---|---------|---|---------|
| <b>SYSTEM PUMP &amp; GEAR IDENT.</b> | <b>HONDA - Continued</b>                      |         | <b>HONDA - Continued</b>                          |         |
|                                      | <b>ACCORD - Continued</b>                     |         | <b>PRELUDE - Continued</b>                        |         |
|                                      | <b>1981-1980</b>                              |         | <b>1984-1983</b>                                  |         |
|                                      | 4-CYL. 1.6 L ENG. (CANADA); 4-CYL. 1.8 L ENG. |         | 4-CYL. 1.6 L ENG. (CANADA); 4-CYL. 1.8 L ENG.     |         |
|                                      | Pump Seal Kit.....                            | 8602    | Pump Seal Kit.....                                | 8601    |
|                                      | Rack & Pinion Seal Kit.....                   | 8650    | Rack & Pinion Seal Kit.....                       | 8649    |
| <b>SYSTEM &amp; COMPONENT IDENT.</b> | <b>1979</b>                                   |         | <b>1982</b>                                       |         |
|                                      | 4-CYL. 107 ENG.                               |         | 4-CYL. 1.6 L ENG. (CANADA); 4-CYL. 1.8 L ENG.     |         |
|                                      | Pump Seal Kit.....                            | 8602    | Pump Seal Kit.....                                | 8601    |
|                                      | Rack & Pinion Seal Kit.....                   | 8650    | Rack & Pinion Seal Kit.....                       | 8650    |
|                                      | <b>1978</b>                                   |         | <b>1981-1980</b>                                  |         |
|                                      | 4-CYL. 98 ENG.                                |         | 4-CYL. 1.6 L ENG. (CANADA); 4-CYL. 1.8 L ENG.     |         |
|                                      | Pump Seal Kit.....                            | 8602    | Pump Seal Kit.....                                | 8602    |
|                                      | Rack & Pinion Seal Kit.....                   | 8650    | Rack & Pinion Seal Kit.....                       | 8650    |
| <b>PASS. CARS</b>                    | <b>CIVIC</b>                                  |         | <b>1979</b>                                       |         |
|                                      | <b>1995-1992</b>                              |         | 4-CYL. 107 ENG.                                   |         |
|                                      | 4-CYL. 1.5 L ENG.; 4-CYL. 1.6 L ENG.          |         | Pump Seal Kit.....                                |         |
|                                      | Pump Seal Kit.....                            | 8718    | Rack & Pinion Seal Kit.....                       |         |
|                                      | Rack & Pinion Seal Kit.....                   | 8875    | 8650  |         |
|                                      | <b>1991-1988</b>                              |         | <b>HYUNDAI</b>                                    |         |
|                                      | 4-CYL. 1.5 L ENG.; 4-CYL. 1.6 L ENG.          |         | <b>ACCENT</b>                                     |         |
|                                      | Pump Seal Kit.....                            | 8638    | <b>1995</b>                                       |         |
|                                      | Rack & Pinion Seal Kit.....                   | 8645    | 4-CYL. 1.5 L ENG.                                 |         |
| <b>LIGHT TRUCKS</b>                  |   |         | Pump Seal Kit.....                                |         |
|                                      |   |         | Rack & Pinion Seal Kit.....                       |         |
|                                      |   |         | 8843  |         |
|                                      |   |         | 8886  |         |
|                                      |   |         | <b>ELANTRA</b>                                    |         |
|                                      |   |         | <b>1995</b>                                       |         |
|                                      |   |         | 4-CYL. 1.6 L ENG.; 4-CYL. 1.8 L ENG.              |         |
|                                      |   |         | Pump Seal Kit.....                                |         |
|                                      |   |         | Rack & Pinion Seal Kit.....                       |         |
|                                      |   |         | 8843  |         |
|                                      |   |         | 8884  |         |
| <b>MEDIUM/HEAVY TRUCKS</b>           |   |         | <b>1994-1993</b>                                  |         |
|                                      |   |         | 4-CYL. 1.6 L ENG.; 4-CYL. 1.8 L ENG.              |         |
|                                      |   |         | Pump Seal Kit.....                                |         |
|                                      |   |         | Rack & Pinion Seal Kit.....                       |         |
|                                      |   |         | 8791  |         |
|                                      |   |         | 8884  |         |
|                                      |   |         | <b>1992</b>                                       |         |
|                                      |   |         | 4-CYL. 1.6 L ENG.                                 |         |
|                                      |   |         | Pump Seal Kit.....                                |         |
|                                      |   |         | Rack & Pinion Seal Kit; Jun. & Newer.....         |         |
|                                      |   |         | Rack & Pinion Seal Kit; May & Older.....          |         |
|                                      |   |         | 8791  |         |
|                                      |   |         | 8884  |         |
|                                      |   |         | 8662  |         |
| <b>BUSES</b>                         |   |         | <b>EXCEL</b>                                      |         |
|                                      |   |         | <b>1994</b>                                       |         |
|                                      |   |         | 4-CYL. 1.5 L ENG.                                 |         |
|                                      |   |         | Pump Seal Kit.....                                |         |
|                                      |   |         | Rack & Pinion Seal Kit.....                       |         |
|                                      |   |         | 8843  |         |
|                                      |   |         | 8662  |         |
|                                      |   |         | <b>1993-1990</b>                                  |         |
|                                      |   |         | 4-CYL. 1.5 L ENG.                                 |         |
|                                      |   |         | Pump Seal Kit.....                                |         |
|                                      |   |         | Rack & Pinion Seal Kit.....                       |         |
|                                      |   |         | 8791  |         |
|                                      |   |         | 8662  |         |
|                                      |   |         | <b>1989-1986</b>                                  |         |
|                                      |   |         | 4-CYL. 1.5 L ENG.                                 |         |
|                                      |   |         | Pump Seal Kit.....                                |         |
|                                      |   |         | Rack & Pinion Seal Kit.....                       |         |
|                                      |   |         | 8722  |         |
|                                      |   |         | 8662  |         |
| <b>HOSE NUMERICAL</b>                |   |         | <b>SCOUPE</b>                                     |         |
|                                      |   |         | <b>1995-1993</b>                                  |         |
|                                      |   |         | 4-CYL. 1.5 L ENG.                                 |         |
|                                      |   |         | Pump Seal Kit.....                                |         |
|                                      |   |         | Rack & Pinion Seal Kit.....                       |         |
|                                      |   |         | 8843  |         |
|                                      |   |         | 8662  |         |
|                                      |   |         | <b>1992-1991</b>                                  |         |
|                                      |   |         | 4-CYL. 1.5 L ENG.                                 |         |
|                                      |   |         | Pump Seal Kit.....                                |         |
|                                      |   |         | Rack & Pinion Seal Kit; Models made in Japan..... |         |
|                                      |   |         | 8791  |         |
|                                      |   |         | 8662  |         |
|                                      |   |         | <b>SONATA</b>                                     |         |
|                                      |   |         | <b>1995-1994</b>                                  |         |
|                                      |   |         | 4-CYL. 2.0 L ENG.; V-6 3.0 L ENG.                 |         |
|                                      |   |         | Pump Seal Kit.....                                |         |
|                                      |   |         | 8843  |         |

☆ See Pages A14 - A15 For Pump or Gear Identification.

⊗ Packaged one bushing per box, order as required.

# Power Steering Repair Kits for Passenger Cars and Light Trucks

| Application  | Kit No. | Application  | Kit No. |
|--|---------|--|---------|
| <b>HYUNDAI - Continued</b>                                   |         | <b>INTERNATIONAL - Continued</b>                             |         |
| <b>SONATA - Continued</b>                                    |         | <b>AM SERIES</b>   |         |
| 1995-1994 - Continued  |         | 1965-1963  |         |
| 4-CYL. 2.0 L ENG.; V-6 3.0 L ENG. - Continued                |         | 6-CYL. 220 ENG.; 6-CYL. 240 ENG.                             |         |
| Rack & Pinion Seal Kit.....                                  | 8876    | Pump Seal Kit.....   | 8705    |
| <b>1993</b>  |         | <b>1962</b>  |         |
| 4-CYL. 2.0 L ENG.; V-6 3.0 L ENG.                            |         | 4-CYL. 91 ENG.; 6-CYL. 220 ENG.; 6-CYL. 240 ENG.             |         |
| Pump Seal Kit; Nov. 1 & Newer.....                           | 8843    | Pump Seal Kit.....   | 8705    |
| Rack & Pinion Seal Kit.....                                  | 8662    | <b>B SERIES PICKUP</b>                                       |         |
| <b>1992</b>  |         | <b>1967</b>  |         |
| 4-CYL. 2.0 L ENG.; V-6 3.0 L ENG.                            |         | 4-CYL. 152 ENG.; 6-CYL. 240 ENG.; V-8 266 ENG.               |         |
| Rack & Pinion Seal Kit.....                                  | 8662    | Pump Seal Kit.....   | 8705    |
| <b>1991-1990</b>   |         | <b>C SERIES</b>  |         |
| 4-CYL. 2.4 L ENG.; V-6 3.0 L ENG.                            |         | <b>1964</b>  |         |
| Rack & Pinion Seal Kit.....                                  | 8661    | 4-CYL. 152 ENG.; 6-CYL. 240 ENG.; V-8 266 ENG.; V-8 304 ENG. |         |
| <b>1989</b>  |         | Pump Seal Kit.....   |         |
| 4-CYL. 2.4 L ENG.  |         | 8705   |         |
| Rack & Pinion Seal Kit.....                                  | 8661    | <b>1963-1962</b>   |         |
| <b>INFINITI</b>  |         | 6-CYL. 240 ENG.; V-8 266 ENG.                                |         |
| <b>G20</b>   |         | Pump Seal Kit.....   |         |
| <b>1995-1991</b>   |         | 8705   |         |
| 4-CYL. 2.0 L ENG.  |         | <b>C SERIES PICKUP</b>                                       |         |
| Pump Seal Kit.....   | 8830    | <b>1968</b>  |         |
| Rack & Pinion Seal Kit.....                                  | 8888    | 6-CYL. 241 ENG.; V-8 266 ENG.                                |         |
| <b>J30</b>   |         | Pump Seal Kit.....   |         |
| <b>1995-1993</b>   |         | 8705   |         |
| V-6 3.0 L ENG.   |         | <b>CM SERIES</b>   |         |
| Pump Seal Kit; W/4-Wheel Stg.....                            | 8821    | <b>1965-1963</b>   |         |
| Pump Seal Kit; W/O 4-Wheel Stg.....                          | 8822    | 4-CYL. 152 ENG.; 6-CYL. 220 ENG.                             |         |
| Rack & Pinion Seal Kit; W/2-Wheel Stg.....                   | 8873    | Pump Seal Kit.....   |         |
| <b>M30</b>   |         | 8705   |         |
| <b>1991-1990</b>   |         | <b>D SERIES</b>  |         |
| V-6 3.0 L ENG.   |         | <b>1965</b>  |         |
| Pump Seal Kit.....   | 8724    | 4-CYL. 152 ENG.; 6-CYL. 240 ENG.; V-8 266 ENG.; V-8 304 ENG. |         |
| Rack & Pinion Seal Kit.....                                  | 8736    | Pump Seal Kit.....   |         |
| <b>Q45</b>   |         | 8705   |         |
| <b>1995</b>  |         | <b>D SERIES PICKUP</b>                                       |         |
| V-8 4.5 L ENG.   |         | <b>1970</b>  |         |
| Pump Seal Kit; W/O 4-Wheel Stg.....                          | 8844    | 6-CYL. 232 ENG.; 6-CYL. 241 ENG.                             |         |
| Rack & Pinion Seal Kit; W/O 4-Wheel Stg.....                 | 8873    | Pump Complete Rebuilding Kit.....                            |         |
| <b>1994-1990</b>   |         | 7900   |         |
| V-8 4.5 L ENG.   |         | Pump Seal Kit.....   |         |
| Pump Seal Kit; W/4-Wheel Stg.....                            | 8821    | 7898   |         |
| Pump Seal Kit; W/O 4-Wheel Stg.....                          | 8844    | Stg. Gear Complete Rebuilding Kit.....                       |         |
| Rack & Pinion Seal Kit; W/O 4-Wheel Stg.....                 | 8873    | 7858   |         |
| <b>INTERNATIONAL</b>   |         | Stg. Gear Major Seal Kit.....                                |         |
| <b>A SERIES PICKUP</b>                                       |         | 7860   |         |
| <b>1967</b>  |         | Stg. Gear Input Shaft Seal Kit.....                          |         |
| 4-CYL. 152 ENG.  |         | 7095   |         |
| Pump Seal Kit.....   | 8705    | Stg. Gear Complete Pitman Shaft Seal Kit.....                |         |
| <b>1966</b>  |         | 8766   |         |
| 4-CYL. 152 ENG.; 6-CYL. 240 ENG.; V-8 266 ENG.; V-8 304 ENG. |         | Stg. Gear Lower Pitman Shaft Seal Kit.....                   |         |
| Pump Seal Kit.....   | 8705    | 7856   |         |
| <b>AB SERIES</b>   |         | <b>V-8 266 ENG.; V-8 304 ENG.</b>                            |         |
| <b>1965-1962</b>   |         | Pump Seal Kit.....   |         |
| 6-CYL. 220 ENG.; 6-CYL. 240 ENG.                             |         | 8754   |         |
| Pump Seal Kit.....   | 8705    | Pump Drive Shaft Seal Kit.....                               |         |
| <b>INTERNATIONAL</b>   |         | 8709   |         |
| <b>A SERIES PICKUP</b>                                       |         | Stg. Gear Complete Rebuilding Kit.....                       |         |
| <b>1967</b>  |         | 7858   |         |
| 4-CYL. 152 ENG.  |         | Stg. Gear Major Seal Kit.....                                |         |
| Pump Seal Kit.....   | 8705    | 7860   |         |
| <b>1966</b>  |         | Stg. Gear Input Shaft Seal Kit.....                          |         |
| 4-CYL. 152 ENG.; 6-CYL. 240 ENG.; V-8 266 ENG.; V-8 304 ENG. |         | 7095   |         |
| Pump Seal Kit.....   | 8705    | Stg. Gear Complete Pitman Shaft Seal Kit.....                |         |
| <b>AB SERIES</b>   |         | 8766   |         |
| <b>1965-1962</b>   |         | Stg. Gear Lower Pitman Shaft Seal Kit.....                   |         |
| 6-CYL. 220 ENG.; 6-CYL. 240 ENG.                             |         | 7856   |         |
| Pump Seal Kit.....   | 8705    | <b>V-8 266 ENG.; V-8 304 ENG.</b>                            |         |
| <b>INTERNATIONAL</b>   |         | Pump Seal Kit.....   |         |
| <b>A SERIES PICKUP</b>                                       |         | 8754   |         |
| <b>1967</b>  |         | Pump Drive Shaft Seal Kit.....                               |         |
| 4-CYL. 152 ENG.  |         | 8709   |         |
| Pump Seal Kit.....   | 8705    | Stg. Gear Complete Rebuilding Kit.....                       |         |
| <b>1966</b>  |         | 7858   |         |
| 4-CYL. 152 ENG.; 6-CYL. 240 ENG.; V-8 266 ENG.; V-8 304 ENG. |         | Stg. Gear Major Seal Kit.....                                |         |
| Pump Seal Kit.....   | 8705    | 7860   |         |
| <b>AB SERIES</b>   |         | Stg. Gear Input Shaft Seal Kit.....                          |         |
| <b>1965-1962</b>   |         | 7095   |         |
| 6-CYL. 220 ENG.; 6-CYL. 240 ENG.                             |         | Stg. Gear Complete Pitman Shaft Seal Kit.....                |         |
| Pump Seal Kit.....   | 8705    | 8766   |         |
| <b>INTERNATIONAL</b>   |         | Stg. Gear Lower Pitman Shaft Seal Kit.....                   |         |
| <b>A SERIES PICKUP</b>                                       |         | 7856   |         |
| <b>1967</b>  |         | <b>1969</b>  |         |
| 4-CYL. 152 ENG.  |         | 6-CYL. 232 ENG.; 6-CYL. 241 ENG.; 6-CYL. 265 ENG.            |         |
| Pump Seal Kit.....   | 8705    | Pump Complete Rebuilding Kit.....                            |         |
| <b>1966</b>  |         | 7900   |         |
| 4-CYL. 152 ENG.; 6-CYL. 240 ENG.; V-8 266 ENG.; V-8 304 ENG. |         | Pump Seal Kit.....   |         |
| Pump Seal Kit.....   | 8705    | 7898   |         |
| <b>AB SERIES</b>   |         | Stg. Gear Complete Rebuilding Kit.....                       |         |
| <b>1965-1962</b>   |         | 7858   |         |
| 6-CYL. 220 ENG.; 6-CYL. 240 ENG.                             |         | Stg. Gear Major Seal Kit.....                                |         |
| Pump Seal Kit.....   | 8705    | 7860   |         |
| <b>INTERNATIONAL</b>   |         | Stg. Gear Input Shaft Seal Kit.....                          |         |
| <b>A SERIES PICKUP</b>                                       |         | 7095   |         |
| <b>1967</b>  |         | Stg. Gear Complete Pitman Shaft Seal Kit.....                |         |
| 4-CYL. 152 ENG.  |         | 8766   |         |
| Pump Seal Kit.....   | 8705    | Stg. Gear Lower Pitman Shaft Seal Kit.....                   |         |
| <b>1966</b>  |         | 7856   |         |
| 4-CYL. 152 ENG.; 6-CYL. 240 ENG.; V-8 266 ENG.; V-8 304 ENG. |         | <b>V-8 266 ENG.; V-8 304 ENG.</b>                            |         |
| Pump Seal Kit.....   | 8705    | Pump Seal Kit.....   |         |
| <b>AB SERIES</b>   |         | 8754   |         |
| <b>1965-1962</b>   |         | Pump Drive Shaft Seal Kit.....                               |         |
| 6-CYL. 220 ENG.; 6-CYL. 240 ENG.                             |         | 8709   |         |
| Pump Seal Kit.....   | 8705    | Stg. Gear Complete Rebuilding Kit.....                       |         |
| <b>INTERNATIONAL</b>   |         | 7858   |         |
| <b>A SERIES PICKUP</b>                                       |         | Stg. Gear Major Seal Kit.....                                |         |
| <b>1967</b>  |         | 7860   |         |
| 4-CYL. 152 ENG.  |         | Stg. Gear Input Shaft Seal Kit.....                          |         |
| Pump Seal Kit.....   | 8705    | 7095   |         |
| <b>1966</b>  |         | Stg. Gear Complete Pitman Shaft Seal Kit.....                |         |
| 4-CYL. 152 ENG.; 6-CYL. 240 ENG.; V-8 266 ENG.; V-8 304 ENG. |         | 8766   |         |
| Pump Seal Kit.....   | 8705    | Stg. Gear Lower Pitman Shaft Seal Kit.....                   |         |
| <b>AB SERIES</b>   |         | 7856   |         |
| <b>1965-1962</b>   |         | <b>V-8 266 ENG.; V-8 304 ENG.</b>                            |         |
| 6-CYL. 220 ENG.; 6-CYL. 240 ENG.                             |         | Pump Seal Kit.....   |         |
| Pump Seal Kit.....   | 8705    | 8754   |         |
| <b>INTERNATIONAL</b>   |         | Pump Drive Shaft Seal Kit.....                               |         |
| <b>A SERIES PICKUP</b>                                       |         | 8709   |         |
| <b>1967</b>  |         | Stg. Gear Complete Rebuilding Kit.....                       |         |
| 4-CYL. 152 ENG.  |         | 7858   |         |
| Pump Seal Kit.....   | 8705    | Stg. Gear Major Seal Kit.....                                |         |
| <b>1966</b>  |         | 7860   |         |
| 4-CYL. 152 ENG.; 6-CYL. 240 ENG.; V-8 266 ENG.; V-8 304 ENG. |         | Stg. Gear Input Shaft Seal Kit.....                          |         |
| Pump Seal Kit.....   | 8705    | 7095   |         |
| <b>AB SERIES</b>   |         | Stg. Gear Complete Pitman Shaft Seal Kit.....                |         |
| <b>1965-1962</b>   |         | 8766   |         |
| 6-CYL. 220 ENG.; 6-CYL. 240 ENG.                             |         | Stg. Gear Lower Pitman Shaft Seal Kit.....                   |         |
| Pump Seal Kit.....   | 8705    | 7856   |         |

**SYSTEM PUMP & GEAR IDENT.**

**SYSTEM & COMPONENT IDENT.**

**PASS. CARS**

**LIGHT TRUCKS**

**MEDIUM/HEAVY TRUCKS**

**BUSES**

**HOSE NUMERICAL**

**REPAIR KITS**

**KIT NUMERICAL**

**ILLUSTRATIONS**

☆ See Pages A14 - A15 For Pump or Gear Identification.

⊗ Packaged one bushing per box, order as required.



# Power Steering Repair Kits for Passenger Cars and Light Trucks

| Application  | Kit No. | Application                                     | Kit No. |
|--|---------|---|---------|
| <b>INTERNATIONAL - Continued</b>                                       |         | <b>INTERNATIONAL - Continued</b>                |         |
| <b>SCOUT II - Continued</b>  |         | <b>200</b>                                      |         |
| <b>1972 - Continued</b>  |         | <b>1975</b>                                     |         |
| <b>4-CYL. 196 ENG.; V-8 304 ENG.; V-8 345 ENG. - Continued</b>         |         | <b>V-8 304 ENG.; V-8 345 ENG.; V-8 392 ENG.</b> |         |
| Stg. Gear Input Shaft Seal Kit.....                                    | 7095    | Pump Seal Kit.....                              | 8754    |
| Stg. Gear Complete Pitman Shaft Seal Kit.....                          | 8766    | Pump Drive Shaft Seal Kit.....                  | 8709    |
| Stg. Gear Lower Pitman Shaft Seal Kit.....                             | 7856    | Stg. Gear Complete Rebuilding Kit.....          | 7857    |
| <b>6-CYL. 232 ENG.</b>   |         | Stg. Gear Major Seal Kit.....                   | 7859    |
| Pump Complete Rebuilding Kit.....                                      | 7900    | Stg. Gear Input Shaft Seal Kit.....             | 7095    |
| Pump Seal Kit.....   | 7898    | Stg. Gear Complete Pitman Shaft Seal Kit.....   | 8766    |
| Stg. Gear Complete Rebuilding Kit.....                                 | 7858    | Stg. Gear Lower Pitman Shaft Seal Kit.....      | 7856    |
| Stg. Gear Major Seal Kit.....  | 7860    | <b>1974</b>                                     |         |
| Stg. Gear Input Shaft Seal Kit.....                                    | 7095    | <b>6-CYL. 258 ENG.</b>                          |         |
| Stg. Gear Complete Pitman Shaft Seal Kit.....                          | 8766    | Pump Complete Rebuilding Kit.....               | 7900    |
| Stg. Gear Lower Pitman Shaft Seal Kit.....                             | 7856    | Pump Seal Kit.....                              | 7898    |
| <b>1971</b>  |         | Stg. Gear Complete Rebuilding Kit.....          | 7857    |
| <b>4-CYL. 196 ENG.; V-8 304 ENG.; V-8 345 ENG.</b>                     |         | Stg. Gear Major Seal Kit.....                   | 7859    |
| Pump Complete Rebuilding Kit.....                                      | 7910    | Stg. Gear Input Shaft Seal Kit.....             | 7095    |
| Pump Seal Kit.....   | 7918    | Stg. Gear Complete Pitman Shaft Seal Kit.....   | 8766    |
| Pump Drive Shaft Seal Kit.....   | 8709    | Stg. Gear Lower Pitman Shaft Seal Kit.....      | 7856    |
| Stg. Gear Complete Rebuilding Kit.....                                 | 7858    | <b>V-8 304 ENG.; V-8 345 ENG.; V-8 392 ENG.</b> |         |
| Stg. Gear Major Seal Kit.....  | 7860    | Pump Seal Kit.....                              | 8754    |
| Stg. Gear Input Shaft Seal Kit.....                                    | 7095    | Pump Drive Shaft Seal Kit.....                  | 8709    |
| Stg. Gear Complete Pitman Shaft Seal Kit.....                          | 8766    | Stg. Gear Complete Rebuilding Kit.....          | 7857    |
| Stg. Gear Lower Pitman Shaft Seal Kit.....                             | 7856    | Stg. Gear Major Seal Kit.....                   | 7859    |
| <b>6-CYL. 232 ENG.</b>   |         | Stg. Gear Input Shaft Seal Kit.....             | 7095    |
| Pump Complete Rebuilding Kit; W/Saginaw P.S. Pump; ☆B.....             | 7910    | Stg. Gear Complete Pitman Shaft Seal Kit.....   | 8766    |
| Pump Seal Kit; W/Saginaw P.S. Pump; ☆B.....                            | 7918    | Stg. Gear Lower Pitman Shaft Seal Kit.....      | 7856    |
| Pump Drive Shaft Seal Kit; W/Saginaw P.S. Pump; ☆B.....                | 8709    | <b>1010</b>                                     |         |
| Stg. Gear Complete Rebuilding Kit; W/Saginaw P.S. Pump; ☆B.....        | 7858    | <b>1973-1972</b>                                |         |
| Stg. Gear Major Seal Kit; W/Saginaw P.S. Pump; ☆B.....                 | 7860    | <b>6-CYL. 258 ENG.</b>                          |         |
| Stg. Gear Input Shaft Seal Kit; W/Saginaw P.S. Pump; ☆B.....           | 7095    | Pump Complete Rebuilding Kit.....               | 7900    |
| Stg. Gear Complete Pitman Shaft Seal Kit; W/Saginaw P.S. Pump; ☆B..... | 8766    | Pump Seal Kit.....                              | 7898    |
| Stg. Gear Lower Pitman Shaft Seal Kit; W/Saginaw P.S. Pump; ☆B.....    | 7856    | Stg. Gear Complete Rebuilding Kit.....          | 7858    |
| <b>100</b>   |         | Stg. Gear Major Seal Kit.....                   | 7860    |
| <b>1974</b>  |         | Stg. Gear Input Shaft Seal Kit.....             | 7095    |
| <b>6-CYL. 258 ENG.</b>   |         | Stg. Gear Complete Pitman Shaft Seal Kit.....   | 8766    |
| Pump Complete Rebuilding Kit.....                                      | 7900    | Stg. Gear Lower Pitman Shaft Seal Kit.....      | 7856    |
| Pump Seal Kit.....   | 7898    | <b>V-8 304 ENG.; V-8 345 ENG.; V-8 392 ENG.</b> |         |
| Stg. Gear Complete Rebuilding Kit.....                                 | 7858    | Pump Seal Kit.....                              | 8754    |
| Stg. Gear Major Seal Kit.....  | 7860    | Pump Drive Shaft Seal Kit.....                  | 8709    |
| Stg. Gear Input Shaft Seal Kit.....                                    | 7095    | Stg. Gear Complete Rebuilding Kit.....          | 7858    |
| Stg. Gear Complete Pitman Shaft Seal Kit.....                          | 8766    | Stg. Gear Major Seal Kit.....                   | 7860    |
| Stg. Gear Lower Pitman Shaft Seal Kit.....                             | 7856    | Stg. Gear Input Shaft Seal Kit.....             | 7095    |
| <b>V-8 304 ENG.; V-8 345 ENG.; V-8 392 ENG.</b>                        |         | Stg. Gear Complete Pitman Shaft Seal Kit.....   | 8766    |
| Pump Seal Kit.....   | 8754    | Stg. Gear Lower Pitman Shaft Seal Kit.....      | 7856    |
| Pump Drive Shaft Seal Kit.....   | 8709    | <b>1971</b>                                     |         |
| Stg. Gear Complete Rebuilding Kit.....                                 | 7858    | <b>6-CYL. 232 ENG.</b>                          |         |
| Stg. Gear Major Seal Kit.....  | 7860    | Pump Complete Rebuilding Kit.....               | 7900    |
| Stg. Gear Input Shaft Seal Kit.....                                    | 7095    | Pump Seal Kit.....                              | 7898    |
| Stg. Gear Complete Pitman Shaft Seal Kit.....                          | 8766    | Stg. Gear Complete Rebuilding Kit.....          | 7858    |
| Stg. Gear Lower Pitman Shaft Seal Kit.....                             | 7856    | Stg. Gear Major Seal Kit.....                   | 7860    |
| <b>V-8 400 ENG.</b>  |         | Stg. Gear Input Shaft Seal Kit.....             | 7095    |
| Pump Complete Rebuilding Kit.....                                      | 7910    | Stg. Gear Complete Pitman Shaft Seal Kit.....   | 8766    |
| Pump Seal Kit.....   | 7918    | Stg. Gear Lower Pitman Shaft Seal Kit.....      | 7856    |
| Pump Drive Shaft Seal Kit.....   | 8709    | <b>V-8 304 ENG.; V-8 345 ENG.</b>               |         |
| Stg. Gear Complete Rebuilding Kit.....                                 | 7858    | Pump Seal Kit.....                              | 8754    |
| Stg. Gear Major Seal Kit.....  | 7860    | Pump Drive Shaft Seal Kit.....                  | 8709    |
| Stg. Gear Input Shaft Seal Kit.....                                    | 7095    | Stg. Gear Complete Rebuilding Kit.....          | 7858    |
| Stg. Gear Complete Pitman Shaft Seal Kit.....                          | 8766    | Stg. Gear Major Seal Kit.....                   | 7860    |
| Stg. Gear Lower Pitman Shaft Seal Kit.....                             | 7856    | Stg. Gear Input Shaft Seal Kit.....             | 7095    |
| <b>150</b>   |         | Stg. Gear Complete Pitman Shaft Seal Kit.....   | 8766    |
| <b>1975</b>  |         | Stg. Gear Lower Pitman Shaft Seal Kit.....      | 7856    |
| <b>V-8 304 ENG.; V-8 345 ENG.; V-8 392 ENG.</b>                        |         | <b>V-8 304 ENG.; V-8 345 ENG.</b>               |         |
| Pump Seal Kit.....   | 8754    | Pump Seal Kit.....                              | 8754    |
| Pump Drive Shaft Seal Kit.....   | 8709    | Pump Drive Shaft Seal Kit.....                  | 8709    |
| Stg. Gear Complete Rebuilding Kit.....                                 | 7858    | Stg. Gear Complete Rebuilding Kit.....          | 7857    |
| Stg. Gear Major Seal Kit.....  | 7860    | Stg. Gear Major Seal Kit.....                   | 7859    |
| Stg. Gear Input Shaft Seal Kit.....                                    | 7095    | Stg. Gear Input Shaft Seal Kit.....             | 7095    |
| Stg. Gear Complete Pitman Shaft Seal Kit.....                          | 8766    | Stg. Gear Complete Pitman Shaft Seal Kit.....   | 8766    |
| Stg. Gear Lower Pitman Shaft Seal Kit.....                             | 7856    | Stg. Gear Lower Pitman Shaft Seal Kit.....      | 7856    |
| <b>1110</b>  |         | <b>1973-1972</b>                                |         |
| <b>1973-1972</b>   |         | <b>6-CYL. 258 ENG.</b>                          |         |
| <b>6-CYL. 258 ENG.</b>   |         | Pump Complete Rebuilding Kit.....               | 7900    |
| Pump Complete Rebuilding Kit.....                                      | 7900    | Pump Seal Kit.....                              | 7898    |
| Pump Seal Kit.....   | 7898    | Stg. Gear Complete Rebuilding Kit.....          | 7857    |
| Stg. Gear Complete Rebuilding Kit.....                                 | 7858    | Stg. Gear Major Seal Kit.....                   | 7859    |
| Stg. Gear Major Seal Kit.....  | 7860    | Stg. Gear Input Shaft Seal Kit.....             | 7095    |
| Stg. Gear Input Shaft Seal Kit.....                                    | 7095    | Stg. Gear Complete Pitman Shaft Seal Kit.....   | 8766    |
| Stg. Gear Complete Pitman Shaft Seal Kit.....                          | 8766    | Stg. Gear Lower Pitman Shaft Seal Kit.....      | 7856    |
| Stg. Gear Lower Pitman Shaft Seal Kit.....                             | 7856    | <b>V-8 304 ENG.; V-8 345 ENG.; V-8 392 ENG.</b> |         |
| <b>V-8 304 ENG.; V-8 345 ENG.; V-8 392 ENG.</b>                        |         | Pump Seal Kit.....                              | 8754    |
| Pump Seal Kit.....   | 8754    |   |         |

☆ See Pages A14 - A15 For Pump or Gear Identification.

⊙ Packaged one bushing per box, order as required.

**SYSTEM PUMP & GEAR IDENT.**

**SYSTEM & COMPONENT IDENT.**

**PASS. CARS**

**LIGHT TRUCKS**

**MEDIUM/HEAVY TRUCKS**

**BUSES**

**HOSE NUMERICAL**

**REPAIR KITS**

**KIT NUMERICAL**

**ILLUSTRATIONS**



# Power Steering Repair Kits for Passenger Cars and Light Trucks

|                           | Application                      | Kit No.   | Application                      | Kit No.   |      |
|---------------------------|----------------------------------|---|----------------------------------|---|------|
| SYSTEM PUMP & GEAR IDENT. | <b>INTERNATIONAL - Continued</b> |   | <b>INTERNATIONAL - Continued</b> |   |      |
|                           |                                  | <b>1110 - Continued</b>                                     |                                  | <b>1210 - Continued</b>                         |      |
|                           |                                  | <b>1973-1972 - Continued</b>                                |                                  | <b>1971 - Continued</b>                         |      |
|                           |                                  | <b>V-8 304 ENG.; V-8 345 ENG.; V-8 392 ENG. - Continued</b> |                                  | <b>V-8 304 ENG. - Continued</b>                 |      |
|                           |                                  | Pump Drive Shaft Seal Kit.....                              | 8709                             | Stg. Gear Major Seal Kit.....                   | 7859 |
|                           |                                  | Stg. Gear Complete Rebuilding Kit.....                      | 7857                             | Stg. Gear Input Shaft Seal Kit.....             | 7095 |
|                           |                                  | Stg. Gear Major Seal Kit.....                               | 7859                             | Stg. Gear Complete Pitman Shaft Seal Kit.....   | 8766 |
|                           |                                  | Stg. Gear Input Shaft Seal Kit.....                         | 7095                             | Stg. Gear Lower Pitman Shaft Seal Kit.....      | 7856 |
|                           |                                  | Stg. Gear Complete Pitman Shaft Seal Kit.....               | 8766                             |   |      |
|                           |                                  | Stg. Gear Lower Pitman Shaft Seal Kit.....                  | 7856                             |   |      |
| SYSTEM & COMPONENT IDENT. |                                  | <b>1971</b>   |                                  | <b>1310</b>                                     |      |
|                           |                                  | <b>6-CYL. 232 ENG.</b>                                      |                                  | <b>1973-1972</b>                                |      |
|                           |                                  | Pump Complete Rebuilding Kit.....                           | 7900                             | <b>6-CYL. 258 ENG.</b>                          |      |
|                           |                                  | Pump Seal Kit.....  | 7898                             | Pump Complete Rebuilding Kit.....               | 7900 |
|                           |                                  | Stg. Gear Complete Rebuilding Kit.....                      | 7858                             | Pump Seal Kit.....                              | 7898 |
|                           |                                  | Stg. Gear Major Seal Kit.....                               | 7860                             | Stg. Gear Complete Rebuilding Kit.....          | 7857 |
|                           |                                  | Stg. Gear Input Shaft Seal Kit.....                         | 7095                             | Stg. Gear Major Seal Kit.....                   | 7859 |
|                           |                                  | Stg. Gear Complete Pitman Shaft Seal Kit.....               | 8766                             | Stg. Gear Input Shaft Seal Kit.....             | 7095 |
|                           |                                  | Stg. Gear Lower Pitman Shaft Seal Kit.....                  | 7856                             | Stg. Gear Complete Pitman Shaft Seal Kit.....   | 8766 |
|                           |                                  |   |                                  | Stg. Gear Lower Pitman Shaft Seal Kit.....      | 7856 |
| PASS. CARS                |                                  | <b>V-8 304 ENG.; V-8 345 ENG.</b>                           |                                  | <b>V-8 304 ENG.; V-8 345 ENG.; V-8 392 ENG.</b> |      |
|                           |                                  | Pump Seal Kit.....  | 8754                             | Pump Seal Kit.....                              | 8754 |
|                           |                                  | Pump Drive Shaft Seal Kit.....                              | 8709                             | Pump Drive Shaft Seal Kit.....                  | 8709 |
|                           |                                  | Stg. Gear Complete Rebuilding Kit.....                      | 7858                             | Stg. Gear Complete Rebuilding Kit.....          | 7857 |
|                           |                                  | Stg. Gear Major Seal Kit.....                               | 7860                             | Stg. Gear Major Seal Kit.....                   | 7859 |
|                           |                                  | Stg. Gear Input Shaft Seal Kit.....                         | 7095                             | Stg. Gear Input Shaft Seal Kit.....             | 7095 |
|                           |                                  | Stg. Gear Complete Pitman Shaft Seal Kit.....               | 8766                             | Stg. Gear Complete Pitman Shaft Seal Kit.....   | 8766 |
|                           |                                  | Stg. Gear Lower Pitman Shaft Seal Kit.....                  | 7856                             | Stg. Gear Lower Pitman Shaft Seal Kit.....      | 7856 |
|                           |                                  |   |                                  |   |      |
|                           |                                  |   |                                  |   |      |
| LIGHT TRUCKS              |                                  | <b>1210</b>   |                                  | <b>1971</b>                                     |      |
|                           |                                  | <b>1973</b>   |                                  | <b>6-CYL. 232 ENG.</b>                          |      |
|                           |                                  | <b>6-CYL. 258 ENG.</b>                                      |                                  | Pump Complete Rebuilding Kit.....               | 7900 |
|                           |                                  | Pump Complete Rebuilding Kit.....                           | 7900                             | Pump Seal Kit.....                              | 7898 |
|                           |                                  | Pump Seal Kit.....  | 7898                             | Stg. Gear Complete Rebuilding Kit.....          | 7857 |
|                           |                                  | Stg. Gear Complete Rebuilding Kit.....                      | 7857                             | Stg. Gear Major Seal Kit.....                   | 7859 |
|                           |                                  | Stg. Gear Major Seal Kit.....                               | 7859                             | Stg. Gear Input Shaft Seal Kit.....             | 7095 |
|                           |                                  | Stg. Gear Input Shaft Seal Kit.....                         | 7095                             | Stg. Gear Complete Pitman Shaft Seal Kit.....   | 8766 |
|                           |                                  | Stg. Gear Complete Pitman Shaft Seal Kit.....               | 8766                             | Stg. Gear Lower Pitman Shaft Seal Kit.....      | 7856 |
|                           |                                  | Stg. Gear Lower Pitman Shaft Seal Kit.....                  | 7856                             |   |      |
| MEDIUM/HEAVY TRUCKS       |                                  | <b>V-8 304 ENG.; V-8 345 ENG.; V-8 392 ENG.</b>             |                                  | <b>V-8 304 ENG.</b>                             |      |
|                           |                                  | Pump Complete Rebuilding Kit.....                           | 7910                             | Pump Seal Kit.....                              | 8754 |
|                           |                                  | Pump Seal Kit.....  | 7918                             | Pump Drive Shaft Seal Kit.....                  | 8709 |
|                           |                                  | Pump Drive Shaft Seal Kit.....                              | 8709                             | Stg. Gear Complete Rebuilding Kit.....          | 7857 |
|                           |                                  | Stg. Gear Complete Rebuilding Kit.....                      | 7857                             | Stg. Gear Major Seal Kit.....                   | 7859 |
|                           |                                  | Stg. Gear Major Seal Kit.....                               | 7859                             | Stg. Gear Input Shaft Seal Kit.....             | 7095 |
|                           |                                  | Stg. Gear Input Shaft Seal Kit.....                         | 7095                             | Stg. Gear Complete Pitman Shaft Seal Kit.....   | 8766 |
|                           |                                  | Stg. Gear Complete Pitman Shaft Seal Kit.....               | 8766                             | Stg. Gear Lower Pitman Shaft Seal Kit.....      | 7856 |
|                           |                                  | Stg. Gear Lower Pitman Shaft Seal Kit.....                  | 7856                             |   |      |
|                           |                                  |   |                                  |   |      |
| BUSES                     |                                  | <b>1972</b>   |                                  | <b>ISUZU AMIGO</b>                              |      |
|                           |                                  | <b>6-CYL. 258 ENG.</b>                                      |                                  | <b>1994</b>                                     |      |
|                           |                                  | Pump Complete Rebuilding Kit.....                           | 7900                             | <b>4-CYL. 2.6 L ENG.</b>                        |      |
|                           |                                  | Pump Seal Kit.....  | 7898                             | Pump Seal Kit.....                              | 8895 |
|                           |                                  | Stg. Gear Complete Rebuilding Kit.....                      | 7857                             | Stg. Gear Major Seal Kit.....                   | 8850 |
|                           |                                  | Stg. Gear Major Seal Kit.....                               | 7859                             |   |      |
|                           |                                  | Stg. Gear Input Shaft Seal Kit.....                         | 7095                             | <b>1993-1989</b>                                |      |
|                           |                                  | Stg. Gear Complete Pitman Shaft Seal Kit.....               | 8766                             | <b>4-CYL. 2.3 L ENG.; 4-CYL. 2.6 L ENG.</b>     |      |
|                           |                                  | Stg. Gear Lower Pitman Shaft Seal Kit.....                  | 7856                             | Pump Seal Kit.....                              | 8895 |
|                           |                                  |   |                                  | Stg. Gear Major Seal Kit.....                   | 8850 |
| HOSE NUMERICAL            |                                  | <b>1972</b>   |                                  | <b>I-MARK</b>                                   |      |
|                           |                                  | <b>6-CYL. 258 ENG.</b>                                      |                                  | <b>1989</b>                                     |      |
|                           |                                  | Pump Complete Rebuilding Kit.....                           | 7900                             | <b>4-CYL. 1.5 L ENG.; 4-CYL. 1.6 L ENG.</b>     |      |
|                           |                                  | Pump Seal Kit.....  | 7898                             | Pump Complete Rebuilding Kit.....               | 8561 |
|                           |                                  | Stg. Gear Complete Rebuilding Kit.....                      | 7857                             | Pump Seal Kit.....                              | 8554 |
|                           |                                  | Stg. Gear Major Seal Kit.....                               | 7859                             | Pump Drive Shaft Seal Kit.....                  | 8712 |
|                           |                                  | Stg. Gear Input Shaft Seal Kit.....                         | 7095                             | Rack & Pinion Seal Kit.....                     | 8648 |
|                           |                                  | Stg. Gear Complete Pitman Shaft Seal Kit.....               | 8766                             |   |      |
|                           |                                  | Stg. Gear Lower Pitman Shaft Seal Kit.....                  | 7856                             | <b>1988-1986</b>                                |      |
|                           |                                  |   |                                  | <b>4-CYL. 1.5 L ENG.</b>                        |      |
| REPAIR KITS               |                                  | <b>V-8 304 ENG.; V-8 345 ENG.; V-8 392 ENG.</b>             |                                  | Pump Complete Rebuilding Kit.....               | 8561 |
|                           |                                  | Pump Seal Kit.....  | 8754                             | Pump Seal Kit.....                              | 8554 |
|                           |                                  | Pump Drive Shaft Seal Kit.....                              | 8709                             | Pump Drive Shaft Seal Kit.....                  | 8712 |
|                           |                                  | Stg. Gear Complete Rebuilding Kit.....                      | 7857                             | Rack & Pinion Seal Kit.....                     | 8648 |
|                           |                                  | Stg. Gear Major Seal Kit.....                               | 7859                             |   |      |
|                           |                                  | Stg. Gear Input Shaft Seal Kit.....                         | 7095                             | <b>1985</b>                                     |      |
|                           |                                  | Stg. Gear Complete Pitman Shaft Seal Kit.....               | 8766                             | <b>4-CYL. 1.5 L ENG.; 4-CYL. 1.8 L ENG.</b>     |      |
|                           |                                  | Stg. Gear Lower Pitman Shaft Seal Kit.....                  | 7856                             | Pump Complete Rebuilding Kit.....               | 8561 |
|                           |                                  |   |                                  | Pump Seal Kit.....                              | 8554 |
|                           |                                  |   |                                  | Pump Drive Shaft Seal Kit.....                  | 8712 |
| KIT NUMERICAL             |                                  | <b>1971</b>   |                                  |   |      |
|                           |                                  | <b>6-CYL. 232 ENG.</b>                                      |                                  |   |      |
|                           |                                  | Pump Complete Rebuilding Kit.....                           | 7900                             |   |      |
|                           |                                  | Pump Seal Kit.....  | 7898                             |   |      |
|                           |                                  | Stg. Gear Complete Rebuilding Kit.....                      | 7857                             |   |      |
|                           |                                  | Stg. Gear Major Seal Kit.....                               | 7859                             |   |      |
|                           |                                  | Stg. Gear Input Shaft Seal Kit.....                         | 7095                             |   |      |
|                           |                                  | Stg. Gear Complete Pitman Shaft Seal Kit.....               | 8766                             |   |      |
|                           |                                  | Stg. Gear Lower Pitman Shaft Seal Kit.....                  | 7856                             |   |      |
|                           |                                  |   |                                  |   |      |
| ILLUSTRATIONS             |                                  | <b>V-8 304 ENG.</b>   |                                  |   |      |
|                           |                                  | Pump Seal Kit.....  | 8754                             |   |      |
|                           |                                  | Pump Drive Shaft Seal Kit.....                              | 8709                             |   |      |
|                           |                                  | Stg. Gear Complete Rebuilding Kit.....                      | 7857                             |   |      |

☆ See Pages A14 - A15 For Pump or Gear Identification.

⊗ Packaged one bushing per box, order as required.

# Power Steering Repair Kits for Passenger Cars and Light Trucks

| Application                                      | Kit No. | Application                                    | Kit No. |
|--|---------|--|---------|
| <b>ISUZU - Continued</b>                         |         | <b>ISUZU - Continued</b>                       |         |
| <b>I-MARK - Continued</b>                        |         | <b>RODEO - Continued</b>                       |         |
| 1985 - Continued                                 |         | 1992-1991 - Continued                          |         |
| 4-CYL. 1.5 L ENG.; 4-CYL. 1.8 L ENG. - Continued |         | V-6 3.1 L ENG.                                 |         |
| Rack & Pinion Seal Kit.....                      | 8648    | Pump Complete Rebuilding Kit.....              | 7910    |
| <b>IMPULSE</b>                                   |         | Pump Seal Kit.....                             | 7918    |
| 1992   |         | Pump Drive Shaft Seal Kit.....                 | 8709    |
| 4-CYL. 1.6 L ENG.                                |         | Stg. Gear Major Seal Kit.....                  | 8850    |
| Pump Seal Kit.....                               | 8833    | <b>STYLUS</b>                                  |         |
| Rack & Pinion Seal Kit.....                      | 8729    | 1993   |         |
| 4-CYL. 1.8 L ENG.                                |         | 4-CYL. 1.6 L ENG.                              |         |
| Rack & Pinion Seal Kit.....                      | 8729    | Pump Seal Kit.....                             | 8833    |
| 1991-1990  |         | Rack & Pinion Seal Kit.....                    | 8729    |
| 4-CYL. 1.6 L ENG.                                |         | 1992   |         |
| Pump Seal Kit.....                               | 8833    | 4-CYL. 1.6 L ENG.; 4-CYL. 1.8 L ENG.           |         |
| Rack & Pinion Seal Kit.....                      | 8729    | Pump Seal Kit.....                             | 8833    |
| 1989-1988  |         | Rack & Pinion Seal Kit.....                    | 8729    |
| 4-CYL. 2.0 L ENG.; 4-CYL. 2.3 L ENG.             |         | 1991   |         |
| Rack & Pinion Seal Kit.....                      | 8648    | 4-CYL. 1.6 L ENG.                              |         |
| 1987-1985  |         | Pump Seal Kit.....                             | 8833    |
| 4-CYL. 1.9 L ENG.; 4-CYL. 2.0 L ENG.             |         | Rack & Pinion Seal Kit.....                    | 8729    |
| Rack & Pinion Seal Kit.....                      | 8648    | <b>TROOPER</b>                                 |         |
| 1984   |         | 1995-1992                                      |         |
| 4-CYL. 1.9 L ENG.                                |         | V-6 3.2 L ENG.                                 |         |
| Rack & Pinion Seal Kit.....                      | 8648    | Pump Seal Kit.....                             | 8837    |
| <b>PICKUP</b>                                    |         | Stg. Gear Major Seal Kit.....                  | 8850    |
| 1995   |         | 1991-1990                                      |         |
| 4-CYL. 2.3 L ENG.; 4-CYL. 2.6 L ENG.             |         | 4-CYL. 2.6 L ENG.                              |         |
| Pump Seal Kit.....                               | 8895    | Pump Seal Kit.....                             | 8895    |
| Stg. Gear Major Seal Kit.....                    | 8850    | Stg. Gear Major Seal Kit.....                  | 8850    |
| 1994-1991  |         | V-6 2.8 L ENG.                                 |         |
| 4-CYL. 2.3 L ENG.; 4-CYL. 2.6 L ENG.             |         | Pump Complete Rebuilding Kit.....              | 7910    |
| Pump Seal Kit.....                               | 8895    | Pump Seal Kit.....                             | 7918    |
| Stg. Gear Major Seal Kit.....                    | 8850    | Pump Drive Shaft Seal Kit.....                 | 8709    |
| V-6 3.1 L ENG.                                   |         | Stg. Gear Major Seal Kit.....                  | 8850    |
| Pump Complete Rebuilding Kit.....                | 7910    | <b>TROOPER II</b>                              |         |
| Pump Seal Kit.....                               | 7918    | 1989   |         |
| Pump Drive Shaft Seal Kit.....                   | 8709    | 4-CYL. 2.6 L ENG.                              |         |
| Stg. Gear Major Seal Kit.....                    | 8850    | Pump Seal Kit.....                             | 8895    |
| 1990-1988  |         | Stg. Gear Major Seal Kit.....                  | 8850    |
| 4-CYL. 2.3 L ENG.; 4-CYL. 2.6 L ENG.             |         | V-6 2.8 L ENG.                                 |         |
| Pump Seal Kit.....                               | 8895    | Pump Complete Rebuilding Kit.....              | 7910    |
| Stg. Gear Major Seal Kit.....                    | 8850    | Pump Seal Kit.....                             | 7918    |
| 1987-1986  |         | Pump Drive Shaft Seal Kit.....                 | 8709    |
| 4-CYL. 1.9 L ENG.; 4-CYL. 2.2 L DIESEL ENG.      |         | Stg. Gear Major Seal Kit.....                  | 8850    |
| Pump Complete Rebuilding Kit.....                | 8630    | 1988   |         |
| Pump Seal Kit.....                               | 8631    | 4-CYL. 2.6 L ENG.                              |         |
| Pump Drive Shaft Seal Kit.....                   | 8709    | Pump Complete Rebuilding Kit; May & Older..... | 7910    |
| 4-CYL. 2.3 L ENG.                                |         | Pump Seal Kit; Jun. & Newer.....               | 8895    |
| Pump Seal Kit.....                               | 8895    | Pump Seal Kit; May & Older.....                | 7918    |
| 1985-1983  |         | Pump Drive Shaft Seal Kit; May & Older.....    | 8709    |
| 4-CYL. 1.9 L ENG.; 4-CYL. 2.2 L DIESEL ENG.      |         | Stg. Gear Major Seal Kit.....                  | 8850    |
| Pump Complete Rebuilding Kit.....                | 8630    | 1987-1986                                      |         |
| Pump Seal Kit.....                               | 8631    | 4-CYL. 2.2 L DIESEL ENG.                       |         |
| Pump Drive Shaft Seal Kit.....                   | 8709    | Pump Complete Rebuilding Kit.....              | 8630    |
| <b>RODEO</b>                                     |         | Pump Seal Kit.....                             | 8631    |
| 1995-1993  |         | Pump Drive Shaft Seal Kit.....                 | 8709    |
| 4-CYL. 2.6 L ENG.                                |         | Stg. Gear Major Seal Kit.....                  | 8850    |
| Pump Seal Kit.....                               | 8895    | 4-CYL. 2.3 L ENG.                              |         |
| Stg. Gear Major Seal Kit.....                    | 8850    | Stg. Gear Major Seal Kit.....                  | 8850    |
| V-6 3.2 L ENG.                                   |         | 1985   |         |
| Pump Seal Kit.....                               | 8799    | 4-CYL. 1.9 L ENG.                              |         |
| Stg. Gear Major Seal Kit.....                    | 8850    | Pump Complete Rebuilding Kit.....              | 8630    |
| 1992-1991  |         | Pump Seal Kit.....                             | 8631    |
| 4-CYL. 2.6 L ENG.                                |         | Pump Drive Shaft Seal Kit.....                 | 8709    |
| Pump Seal Kit.....                               | 8895    | 1984   |         |
| Stg. Gear Major Seal Kit.....                    | 8850    | 4-CYL. 1.9 L ENG.; 4-CYL. 2.2 L DIESEL ENG.    |         |
|  |         | Pump Complete Rebuilding Kit.....              | 8630    |
|  |         | Pump Seal Kit.....                             | 8631    |
|  |         | Pump Drive Shaft Seal Kit.....                 | 8709    |

☆ See Pages A14 - A15 For Pump or Gear Identification.

⊗ Packaged one bushing per box, order as required.

SYSTEM  
PUMP &  
GEAR  
IDENT.

SYSTEM &  
COM-  
PONENT  
IDENT.

PASS.  
CARS

LIGHT  
TRUCKS

MEDIUM/  
HEAVY  
TRUCKS

BUSES

HOSE  
NUMER-  
ICAL

REPAIR  
KITS

KIT  
NUMER-  
ICAL

ILLUST-  
RATIONS

# Power Steering Repair Kits for Passenger Cars and Light Trucks

|                           | Application   | Kit No.                                       | Application                                   | Kit No.                           |                                   |      |
|---------------------------|---|---|---|-----------------------------------|-----------------------------------|------|
| SYSTEM PUMP & GEAR IDENT. | <b>ISUZU - Continued</b>                                |   | <b>JAGUAR - Continued</b>                     |                                   |                                   |      |
|                           | <b>TROOPER II - Continued</b>                           |   | <b>XJR</b>                                    |                                   |                                   |      |
|                           | 1984 - Continued  |   | 1995  |                                   |                                   |      |
|                           | 4-CYL. 1.9 L ENG.; 4-CYL. 2.2 L DIESEL ENG. - Continued |   | 6-CYL. 4.0 L ENG.                             |                                   |                                   |      |
|                           |   | Pump Drive Shaft Seal Kit.....                | 8709  | Pump Seal Kit.....                | 8834                              |      |
|                           | SYSTEM & COMPONENT IDENT.                               | <b>JAGUAR</b>                                 |   | <b>XJS</b>                        |                                   |      |
|                           |   | <b>VANDEN PLAS</b>                            |   | 1985-1982                         |                                   |      |
|                           |   | 1995  |   | V-12 5.3 L ENG.                   |                                   |      |
|                           |   | 6-CYL. 4.0 L ENG.                             |   | Pump Complete Rebuilding Kit..... |                                   | 7910 |
|                           |   |   | Pump Seal Kit.....                            | 8834                              | Pump Seal Kit.....                | 7918 |
|                           |   | Pump Drive Shaft Seal Kit.....                | 8709  | Pump Drive Shaft Seal Kit.....    | 8709                              |      |
| PASS. CARS                |   | 1994-1990                                     |   | 1980                              |                                   |      |
|                           |   | 6-CYL. 4.0 L ENG.                             |   | V-12 5.3 L ENG.                   |                                   |      |
|                           |   |   | Pump Complete Rebuilding Kit.....             | 8630                              | Pump Complete Rebuilding Kit..... | 7910 |
|                           |   |   | Pump Seal Kit.....                            | 8631                              | Pump Seal Kit.....                | 7918 |
|                           |   | Pump Drive Shaft Seal Kit.....                | 8709  | Pump Drive Shaft Seal Kit.....    | 8709                              |      |
|                           | LIGHT TRUCKS  | 1989-1988                                     |   | 1979-1976                         |                                   |      |
|                           |   | 6-CYL. 3.6 L ENG.                             |   | V-12 326 ENG.                     |                                   |      |
|                           |   |   | Pump Complete Rebuilding Kit.....             | 8630                              | Pump Complete Rebuilding Kit..... | 7910 |
|                           |   |   | Pump Seal Kit.....                            | 8631                              | Pump Seal Kit.....                | 7918 |
|                           |   |   | Pump Drive Shaft Seal Kit.....                | 8709                              | Pump Drive Shaft Seal Kit.....    | 8709 |
| MEDIUM/HEAVY TRUCKS       |   | 1987-1982                                     |   | <b>XKE</b>                        |                                   |      |
|                           |   | 6-CYL. 4.2 L ENG.                             |   | 1974-1973                         |                                   |      |
|                           |   |   | Pump Complete Rebuilding Kit.....             | 7910                              | V-12 326 ENG.                     |      |
|                           |   |   | Pump Seal Kit.....                            | 7918                              | Pump Complete Rebuilding Kit..... | 7910 |
|                           |   |   | Pump Drive Shaft Seal Kit.....                | 8709                              | Pump Seal Kit.....                | 7918 |
|                           | BUSES   | <b>XJ6</b>                                    |   | Pump Drive Shaft Seal Kit.....    |                                   | 8709 |
|                           |   | 1995  |   | 6-CYL. 4.0 L ENG.                 |                                   |      |
|                           |   | 6-CYL. 4.0 L ENG.                             |   | Pump Seal Kit.....                |                                   | 8834 |
|                           |   |   | Pump Complete Rebuilding Kit.....             | 8630                              | 1994-1990                         |      |
|                           |   |   | Pump Seal Kit.....                            | 8631                              | 6-CYL. 4.0 L ENG.                 |      |
|                           |   | Pump Drive Shaft Seal Kit.....                | 8709  | Pump Complete Rebuilding Kit..... | 8630                              |      |
| HOSE NUMERICAL            |   | 1989-1988                                     |   | Pump Seal Kit.....                |                                   | 8631 |
|                           |   | 6-CYL. 3.6 L ENG.                             |   | Pump Drive Shaft Seal Kit.....    |                                   | 8709 |
|                           |   |   | Pump Complete Rebuilding Kit.....             | 8630                              | 1987-1980                         |      |
|                           |   |   | Pump Seal Kit.....                            | 8631                              | 6-CYL. 4.2 L ENG.                 |      |
|                           |   | Pump Drive Shaft Seal Kit.....                | 8709  | Pump Complete Rebuilding Kit..... | 7910                              |      |
|                           | REPAIR KITS   | 1987-1980                                     |   | Pump Seal Kit.....                |                                   | 7918 |
|                           |   | 6-CYL. 4.2 L ENG.                             |   | Pump Drive Shaft Seal Kit.....    |                                   | 8709 |
|                           |   |   | Pump Complete Rebuilding Kit.....             | 7910                              | 1979-1972                         |      |
|                           |   |   | Pump Seal Kit.....                            | 7918                              | 6-CYL. 258 ENG.                   |      |
|                           |   |   | Pump Drive Shaft Seal Kit.....                | 8709                              | Pump Complete Rebuilding Kit..... | 7910 |
| KIT NUMERICAL             |   | 1979-1972                                     |   | Pump Seal Kit.....                |                                   | 7918 |
|                           |   | 6-CYL. 258 ENG.                               |   | Pump Drive Shaft Seal Kit.....    |                                   | 8709 |
|                           |   |   | Pump Complete Rebuilding Kit.....             | 7910                              | <b>XJ12</b>                       |      |
|                           |   |   | Pump Seal Kit.....                            | 7918                              | 1995                              |      |
|                           |   |   | Pump Drive Shaft Seal Kit.....                | 8709                              | V-12 6.0 L ENG.                   |      |
|                           | ILLUSTRATIONS   | 1994  |   | Pump Seal Kit.....                |                                   | 8834 |
|                           |   | V-12 6.0 L ENG.                               |   | 1994                              |                                   |      |
|                           |   |   | Pump Seal Kit; Jul. & Newer.....              | 8834                              | V-12 6.0 L ENG.                   |      |
|                           |   | 1989-1980                                     |   | Pump Seal Kit.....                |                                   | 8834 |
|                           |   | V-12 5.3 L ENG. (CANADA)                      |   | 1987                              |                                   |      |
|                           |   | Pump Complete Rebuilding Kit.....             | 7910  | 4-CYL. 2.1 L DIESEL ENG.          |                                   |      |
|                           |   | Pump Seal Kit.....                            | 7918  | Pump Complete Rebuilding Kit..... | 8630                              |      |
|                           |   | Pump Drive Shaft Seal Kit.....                | 8709  | Pump Seal Kit.....                | 8631                              |      |
| 1979-1973                 |   | Pump Drive Shaft Seal Kit.....                |   | 8709                              |                                   |      |
| V-12 326 ENG.             |   | Stg. Gear Complete Rebuilding Kit.....        |   | 8522                              |                                   |      |
|                           | Pump Complete Rebuilding Kit.....                       | 7910  | Stg. Gear Major Seal Kit.....                 | 8521                              |                                   |      |
|                           | Pump Seal Kit.....                                      | 7918  | Stg. Gear Input Shaft Seal Kit.....           | 8525                              |                                   |      |
|                           | Pump Drive Shaft Seal Kit.....                          | 8709  | Stg. Gear Complete Pitman Shaft Seal Kit..... | 8766                              |                                   |      |
|                           |   | Stg. Gear Lower Pitman Shaft Seal Kit.....    |   | 7856                              |                                   |      |
|                           |   | 1994-1988                                     |   |                                   |                                   |      |
|                           |   | 4-CYL. 2.5 L ENG.; 6-CYL. 4.0 L ENG.          |   |                                   |                                   |      |
|                           |   | Pump Complete Rebuilding Kit.....             |   | 8561                              |                                   |      |
|                           |   | Pump Seal Kit.....                            |   | 8554                              |                                   |      |
|                           |   | Pump Drive Shaft Seal Kit.....                |   | 8712                              |                                   |      |
|                           |   | Stg. Gear Complete Rebuilding Kit.....        |   | 8522                              |                                   |      |
|                           |   | Stg. Gear Major Seal Kit.....                 |   | 8521                              |                                   |      |
|                           |   | Stg. Gear Input Shaft Seal Kit.....           |   | 8525                              |                                   |      |
|                           |   | Stg. Gear Complete Pitman Shaft Seal Kit..... |   | 8766                              |                                   |      |
|                           |   | Stg. Gear Lower Pitman Shaft Seal Kit.....    |   | 7856                              |                                   |      |
|                           |   | 1987  |   |                                   |                                   |      |
|                           |   | 4-CYL. 2.1 L DIESEL ENG.                      |   |                                   |                                   |      |
|                           |   | Pump Complete Rebuilding Kit.....             |   | 8630                              |                                   |      |
|                           |   | Pump Seal Kit.....                            |   | 8631                              |                                   |      |
|                           |   | Pump Drive Shaft Seal Kit.....                |   | 8709                              |                                   |      |
|                           |   | Stg. Gear Complete Rebuilding Kit.....        |   | 8522                              |                                   |      |
|                           |   | Stg. Gear Major Seal Kit.....                 |   | 8521                              |                                   |      |
|                           |   | Stg. Gear Input Shaft Seal Kit.....           |   | 8525                              |                                   |      |
|                           |   | Stg. Gear Complete Pitman Shaft Seal Kit..... |   | 8766                              |                                   |      |
|                           |   | Stg. Gear Lower Pitman Shaft Seal Kit.....    |   | 7856                              |                                   |      |
|                           |   | 4-CYL. 2.5 L ENG.; 6-CYL. 4.0 L ENG.          |   |                                   |                                   |      |
|                           |   | Pump Complete Rebuilding Kit.....             |   | 8561                              |                                   |      |
|                           |   | Pump Seal Kit.....                            |   | 8554                              |                                   |      |
|                           |   | Pump Drive Shaft Seal Kit.....                |   | 8712                              |                                   |      |

☆ See Pages A14 - A15 For Pump or Gear Identification.

⊗ Packaged one bushing per box, order as required.

# Power Steering Repair Kits for Passenger Cars and Light Trucks

| Application   | Kit No. | Application   | Kit No. |
|---|---------|---|---------|
| <b>JEEP - Continued</b>                                 |         | <b>JEEP - Continued</b>                                     |         |
| <b>CHEROKEE - Continued</b>                             |         | <b>CJ SERIES - Continued</b>                                |         |
| <b>1987 - Continued</b>                                 |         | <b>1986-1982 - Continued</b>                                |         |
| <b>4-CYL. 2.5 L ENG.; 6-CYL. 4.0 L ENG. - Continued</b> |         | <b>4-CYL. 2.5 L ENG.; 6-CYL. 4.2 L ENG. - Continued</b>     |         |
| Stg. Gear Complete Rebuilding Kit.....                  | 8522    | Stg. Gear Input Shaft Seal Kit.....                         | 8525    |
| Stg. Gear Major Seal Kit.....                           | 8521    | Stg. Gear Complete Pitman Shaft Seal Kit.....               | 8766    |
| Stg. Gear Input Shaft Seal Kit.....                     | 8525    | Stg. Gear Lower Pitman Shaft Seal Kit.....                  | 7856    |
| Stg. Gear Complete Pitman Shaft Seal Kit.....           | 8766    |   |         |
| Stg. Gear Lower Pitman Shaft Seal Kit.....              | 7856    |   |         |
| <b>1986-1985</b>  |         | <b>1981-1980</b>  |         |
| <b>4-CYL. 2.1 L DIESEL ENG.</b>                         |         | <b>4-CYL. 2.5 L ENG.; 6-CYL. 4.2 L ENG.; V-8 5.0 L ENG.</b> |         |
| Pump Complete Rebuilding Kit.....                       | 8630    | Pump Complete Rebuilding Kit.....                           | 7910    |
| Pump Seal Kit.....                                      | 8631    | Pump Seal Kit.....  | 7918    |
| Pump Drive Shaft Seal Kit.....                          | 8709    | Pump Drive Shaft Seal Kit.....                              | 8709    |
| Stg. Gear Complete Rebuilding Kit.....                  | 8522    | Stg. Gear Complete Rebuilding Kit.....                      | 8522    |
| Stg. Gear Major Seal Kit.....                           | 8521    | Stg. Gear Major Seal Kit.....                               | 8521    |
| Stg. Gear Input Shaft Seal Kit.....                     | 8525    | Stg. Gear Input Shaft Seal Kit.....                         | 8525    |
| Stg. Gear Complete Pitman Shaft Seal Kit.....           | 8766    | Stg. Gear Complete Pitman Shaft Seal Kit.....               | 8766    |
| Stg. Gear Lower Pitman Shaft Seal Kit.....              | 7856    | Stg. Gear Lower Pitman Shaft Seal Kit.....                  | 7856    |
| <b>4-CYL. 2.5 L ENG.; V-6 2.8 L ENG.</b>                |         | <b>1979</b>   |         |
| Pump Complete Rebuilding Kit.....                       | 7910    | <b>6-CYL. 258 ENG.; V-8 304 ENG.</b>                        |         |
| Pump Seal Kit.....                                      | 7918    | Pump Complete Rebuilding Kit.....                           | 7910    |
| Pump Drive Shaft Seal Kit.....                          | 8709    | Pump Seal Kit.....  | 7918    |
| Stg. Gear Complete Rebuilding Kit.....                  | 8522    | Pump Drive Shaft Seal Kit.....                              | 8709    |
| Stg. Gear Major Seal Kit.....                           | 8521    | Stg. Gear Complete Rebuilding Kit.....                      | 8522    |
| Stg. Gear Input Shaft Seal Kit.....                     | 8525    | Stg. Gear Major Seal Kit.....                               | 8521    |
| Stg. Gear Complete Pitman Shaft Seal Kit.....           | 8766    | Stg. Gear Input Shaft Seal Kit.....                         | 8525    |
| Stg. Gear Lower Pitman Shaft Seal Kit.....              | 7856    | Stg. Gear Complete Pitman Shaft Seal Kit.....               | 8766    |
|   |         | Stg. Gear Lower Pitman Shaft Seal Kit.....                  | 7856    |
| <b>1984</b>   |         | <b>1978-1972</b>  |         |
| <b>4-CYL. 2.5 L ENG.; V-6 2.8 L ENG.</b>                |         | <b>6-CYL. 232 ENG.; 6-CYL. 258 ENG.; V-8 304 ENG.</b>       |         |
| Pump Complete Rebuilding Kit.....                       | 7910    | Pump Complete Rebuilding Kit.....                           | 7910    |
| Pump Seal Kit.....                                      | 7918    | Pump Seal Kit.....  | 7918    |
| Pump Drive Shaft Seal Kit.....                          | 8709    | Pump Drive Shaft Seal Kit.....                              | 8709    |
| Stg. Gear Complete Rebuilding Kit.....                  | 8522    | Stg. Gear Complete Rebuilding Kit.....                      | 7858    |
| Stg. Gear Major Seal Kit.....                           | 8521    | Stg. Gear Major Seal Kit.....                               | 7860    |
| Stg. Gear Input Shaft Seal Kit.....                     | 8525    | Stg. Gear Input Shaft Seal Kit.....                         | 7095    |
| Stg. Gear Complete Pitman Shaft Seal Kit.....           | 8766    | Stg. Gear Complete Pitman Shaft Seal Kit.....               | 8766    |
| Stg. Gear Lower Pitman Shaft Seal Kit.....              | 7856    | Stg. Gear Lower Pitman Shaft Seal Kit.....                  | 7856    |
| <b>1983-1980</b>  |         | <b>COMANCHE</b>   |         |
| <b>6-CYL. 4.2 L ENG.; V-8 5.9 L ENG.</b>                |         | <b>1992-1988</b>  |         |
| Pump Complete Rebuilding Kit.....                       | 7910    | <b>4-CYL. 2.5 L ENG.; 6-CYL. 4.0 L ENG.</b>                 |         |
| Pump Seal Kit.....                                      | 7918    | Pump Complete Rebuilding Kit.....                           | 8561    |
| Pump Drive Shaft Seal Kit.....                          | 8709    | Pump Seal Kit.....  | 8554    |
| Stg. Gear Complete Rebuilding Kit.....                  | 8522    | Pump Drive Shaft Seal Kit.....                              | 8712    |
| Stg. Gear Major Seal Kit.....                           | 8521    | Stg. Gear Complete Rebuilding Kit.....                      | 8522    |
| Stg. Gear Input Shaft Seal Kit.....                     | 8525    | Stg. Gear Major Seal Kit.....                               | 8521    |
| Stg. Gear Complete Pitman Shaft Seal Kit.....           | 8766    | Stg. Gear Input Shaft Seal Kit.....                         | 8525    |
| Stg. Gear Lower Pitman Shaft Seal Kit.....              | 7856    | Stg. Gear Complete Pitman Shaft Seal Kit.....               | 8766    |
|   |         | Stg. Gear Lower Pitman Shaft Seal Kit.....                  | 7856    |
| <b>1979</b>   |         | <b>1987</b>   |         |
| <b>6-CYL. 258 ENG.; V-8 360 ENG.</b>                    |         | <b>4-CYL. 2.1 L DIESEL ENG.</b>                             |         |
| Pump Complete Rebuilding Kit.....                       | 7910    | Pump Complete Rebuilding Kit.....                           | 8630    |
| Pump Seal Kit.....                                      | 7918    | Pump Seal Kit.....  | 8631    |
| Pump Drive Shaft Seal Kit.....                          | 8709    | Pump Drive Shaft Seal Kit.....                              | 8709    |
| Stg. Gear Complete Rebuilding Kit.....                  | 8522    | Stg. Gear Complete Rebuilding Kit.....                      | 8522    |
| Stg. Gear Major Seal Kit.....                           | 8521    | Stg. Gear Major Seal Kit.....                               | 8521    |
| Stg. Gear Input Shaft Seal Kit.....                     | 8525    | Stg. Gear Input Shaft Seal Kit.....                         | 8525    |
| Stg. Gear Complete Pitman Shaft Seal Kit.....           | 8766    | Stg. Gear Complete Pitman Shaft Seal Kit.....               | 8766    |
| Stg. Gear Lower Pitman Shaft Seal Kit.....              | 7856    | Stg. Gear Lower Pitman Shaft Seal Kit.....                  | 7856    |
| <b>1978-1974</b>  |         | <b>4-CYL. 2.5 L ENG.; 6-CYL. 4.0 L ENG.</b>                 |         |
| <b>6-CYL. 258 ENG.; V-8 360 ENG.; V-8 401 ENG.</b>      |         | Pump Complete Rebuilding Kit.....                           |         |
| Pump Complete Rebuilding Kit.....                       | 7910    | Pump Complete Rebuilding Kit.....                           | 8561    |
| Pump Seal Kit.....                                      | 7918    | Pump Seal Kit.....  | 8554    |
| Pump Drive Shaft Seal Kit.....                          | 8709    | Pump Drive Shaft Seal Kit.....                              | 8712    |
| Stg. Gear Complete Rebuilding Kit.....                  | 7858    | Stg. Gear Complete Rebuilding Kit.....                      | 8522    |
| Stg. Gear Major Seal Kit.....                           | 7860    | Stg. Gear Major Seal Kit.....                               | 8521    |
| Stg. Gear Input Shaft Seal Kit.....                     | 7095    | Stg. Gear Input Shaft Seal Kit.....                         | 8525    |
| Stg. Gear Complete Pitman Shaft Seal Kit.....           | 8766    | Stg. Gear Complete Pitman Shaft Seal Kit.....               | 8766    |
| Stg. Gear Lower Pitman Shaft Seal Kit.....              | 7856    | Stg. Gear Lower Pitman Shaft Seal Kit.....                  | 7856    |
| <b>CJ SERIES</b>  |         | <b>1986</b>   |         |
| <b>1986-1982</b>  |         | <b>4-CYL. 2.1 L DIESEL ENG.</b>                             |         |
| <b>4-CYL. 2.5 L ENG.; 6-CYL. 4.2 L ENG.</b>             |         | Pump Complete Rebuilding Kit.....                           |         |
| Pump Complete Rebuilding Kit.....                       | 7910    | Pump Complete Rebuilding Kit.....                           | 8630    |
| Pump Seal Kit.....                                      | 7918    | Pump Seal Kit.....  | 8631    |
| Pump Drive Shaft Seal Kit.....                          | 8709    | Pump Drive Shaft Seal Kit.....                              | 8709    |
| Stg. Gear Complete Rebuilding Kit.....                  | 8522    | Stg. Gear Complete Rebuilding Kit.....                      | 8522    |
| Stg. Gear Major Seal Kit.....                           | 8521    | Stg. Gear Major Seal Kit.....                               | 8521    |
|   |         | Stg. Gear Input Shaft Seal Kit.....                         | 8525    |
|   |         | Stg. Gear Complete Pitman Shaft Seal Kit.....               | 8766    |
|   |         | Stg. Gear Lower Pitman Shaft Seal Kit.....                  | 8766    |

☆ See Pages A14 - A15 For Pump or Gear Identification.

⊛ Packaged one bushing per box, order as required.

**SYSTEM PUMP & GEAR IDENT.**

**SYSTEM & COMPONENT IDENT.**

**PASS. CARS**

**LIGHT TRUCKS**

**MEDIUM/HEAVY TRUCKS**

**BUSES**

**HOSE NUMERICAL**

**REPAIR KITS**

**KIT NUMERICAL**

**ILLUSTRATIONS**



# Power Steering Repair Kits for Passenger Cars and Light Trucks

|                                      | Application   | Kit No.                                       | Application                       | Kit No.                                       |      |
|--------------------------------------|---|---|-----------------------------------|---|------|
| <b>SYSTEM PUMP &amp; GEAR IDENT.</b> | <b>JEEP - Continued</b>                               |   | <b>JEEP - Continued</b>           |   |      |
|                                      | <b>COMANCHE - Continued</b>                           |   | <b>GRAND WAGONEER - Continued</b> |   |      |
|                                      | <b>1986 - Continued</b>                               |   | <b>1991-1987 - Continued</b>      |   |      |
|                                      | <b>4-CYL. 2.1 L DIESEL ENG. - Continued</b>           |   | <b>V-8 5.9 L ENG. - Continued</b> |   |      |
|                                      |   | Stg. Gear Lower Pitman Shaft Seal Kit.....    | 7856                              | Stg. Gear Input Shaft Seal Kit.....           | 8525 |
|                                      |   |   |                                   | Stg. Gear Complete Pitman Shaft Seal Kit..... | 8766 |
|                                      |   |   |                                   | Stg. Gear Lower Pitman Shaft Seal Kit.....    | 7856 |
|                                      |   | <b>4-CYL. 2.5 L ENG.; V-6 2.8 L ENG.</b>      |                                   |   |      |
|                                      |   | Pump Complete Rebuilding Kit.....             | 7910                              |   |      |
|                                      |   | Pump Seal Kit.....                            | 7918                              |   |      |
| <b>SYSTEM &amp; COMPONENT IDENT.</b> |   |   |                                   |   |      |
|                                      |   | Pump Drive Shaft Seal Kit.....                | 8709                              |   |      |
|                                      |   | Stg. Gear Complete Rebuilding Kit.....        | 8522                              |   |      |
|                                      |   | Stg. Gear Major Seal Kit.....                 | 8521                              |   |      |
|                                      |   | Stg. Gear Input Shaft Seal Kit.....           | 8525                              |   |      |
|                                      |   | Stg. Gear Complete Pitman Shaft Seal Kit..... | 8766                              |   |      |
|                                      |   | Stg. Gear Lower Pitman Shaft Seal Kit.....    | 7856                              |   |      |
|                                      |   |   |                                   | <b>1986-1984</b>                              |      |
|                                      |   |   |                                   | <b>6-CYL. 4.2 L ENG.; V-8 5.9 L ENG.</b>      |      |
|                                      |   |   |                                   | Pump Complete Rebuilding Kit.....             | 7910 |
| <b>PASS. CARS</b>                    | <b>COMMANDO</b>                                       |   |                                   |   |      |
|                                      | <b>1973-1972</b>                                      |   |                                   |   |      |
|                                      | <b>6-CYL. 232 ENG.; 6-CYL. 258 ENG.; V-8 304 ENG.</b> |   |                                   |   |      |
|                                      |   | Pump Complete Rebuilding Kit.....             | 7910                              |   |      |
|                                      |   | Pump Seal Kit.....                            | 7918                              |   |      |
|                                      |   | Pump Drive Shaft Seal Kit.....                | 8709                              |   |      |
|                                      |   | Stg. Gear Complete Rebuilding Kit.....        | 7858                              |   |      |
|                                      |   | Stg. Gear Major Seal Kit.....                 | 7860                              |   |      |
|                                      |   | Stg. Gear Input Shaft Seal Kit.....           | 7095                              |   |      |
|                                      |   | Stg. Gear Complete Pitman Shaft Seal Kit..... | 8766                              |   |      |
| <b>LIGHT TRUCKS</b>                  |   | Stg. Gear Lower Pitman Shaft Seal Kit.....    | 7856                              |   |      |
|                                      | <b>DJ SERIES</b>                                      |   |                                   |   |      |
|                                      | <b>1973</b>   |   |                                   |   |      |
|                                      | <b>6-CYL. 232 ENG.; 6-CYL. 258 ENG.</b>               |   |                                   |   |      |
|                                      |   | Pump Complete Rebuilding Kit.....             | 7910                              |   |      |
|                                      |   | Pump Seal Kit.....                            | 7918                              |   |      |
|                                      |   | Pump Drive Shaft Seal Kit.....                | 8709                              |   |      |
|                                      |   | Stg. Gear Complete Rebuilding Kit.....        | 7858                              |   |      |
|                                      |   | Stg. Gear Major Seal Kit.....                 | 7860                              |   |      |
|                                      |   | Stg. Gear Input Shaft Seal Kit.....           | 7095                              |   |      |
| <b>MEDIUM/HEAVY TRUCKS</b>           |   | Stg. Gear Complete Pitman Shaft Seal Kit..... | 8766                              |   |      |
|                                      |   | Stg. Gear Lower Pitman Shaft Seal Kit.....    | 7856                              |   |      |
|                                      | <b>1972</b>   |   |                                   |   |      |
|                                      | <b>6-CYL. 232 ENG.</b>                                |   |                                   |   |      |
|                                      |   | Pump Complete Rebuilding Kit.....             | 7910                              |   |      |
|                                      |   | Pump Seal Kit.....                            | 7918                              |   |      |
|                                      |   | Pump Drive Shaft Seal Kit.....                | 8709                              |   |      |
|                                      |   | Stg. Gear Complete Rebuilding Kit.....        | 7858                              |   |      |
|                                      |   | Stg. Gear Major Seal Kit.....                 | 7860                              |   |      |
|                                      |   | Stg. Gear Input Shaft Seal Kit.....           | 7095                              |   |      |
| <b>BUSES</b>                         |   | Stg. Gear Complete Pitman Shaft Seal Kit..... | 8766                              |   |      |
|                                      |   | Stg. Gear Lower Pitman Shaft Seal Kit.....    | 7856                              |   |      |
|                                      | <b>GRAND CHEROKEE</b>                                 |   |                                   |   |      |
|                                      | <b>1995-1993</b>                                      |   |                                   |   |      |
|                                      | <b>6-CYL. 4.0 L ENG.; V-8 5.2 L ENG.</b>              |   |                                   |   |      |
|                                      |   | Pump Complete Rebuilding Kit.....             | 8561                              |   |      |
|                                      |   | Pump Seal Kit.....                            | 8554                              |   |      |
|                                      |   | Pump Drive Shaft Seal Kit.....                | 8712                              |   |      |
|                                      |   | Stg. Gear Complete Rebuilding Kit.....        | 8522                              |   |      |
|                                      |   | Stg. Gear Major Seal Kit.....                 | 8521                              |   |      |
| <b>HOSE NUMERICAL</b>                |   | Stg. Gear Input Shaft Seal Kit.....           | 8525                              |   |      |
|                                      |   | Stg. Gear Complete Pitman Shaft Seal Kit..... | 8766                              |   |      |
|                                      |   | Stg. Gear Lower Pitman Shaft Seal Kit.....    | 7856                              |   |      |
|                                      | <b>REPAIR KITS</b>                                    |   |                                   |   |      |
|                                      | <b>GRAND WAGONEER</b>                                 |   |                                   |   |      |
|                                      | <b>1993</b>   |   |                                   |   |      |
|                                      | <b>V-8 5.2 L ENG.</b>                                 |   |                                   |   |      |
|                                      |   | Pump Complete Rebuilding Kit.....             | 8900                              |   |      |
|                                      |   | Pump Seal Kit.....                            | 8794                              |   |      |
|                                      |   | Stg. Gear Major Seal Kit.....                 | 8775                              |   |      |
|                                      | Stg. Gear Input Shaft Seal Kit.....                   | 8777  |                                   |   |      |
| <b>KIT NUMERICAL</b>                 |   | Stg. Gear Complete Pitman Shaft Seal Kit..... | 8763                              |   |      |
|                                      |   | Stg. Gear Lower Pitman Shaft Seal Kit.....    | 8717                              |   |      |
|                                      | <b>1991-1987</b>                                      |   |                                   |   |      |
|                                      | <b>V-8 5.9 L ENG.</b>                                 |   |                                   |   |      |
|                                      |   | Pump Complete Rebuilding Kit.....             | 7910                              |   |      |
|                                      |   | Pump Seal Kit.....                            | 7918                              |   |      |
|                                      |   | Pump Drive Shaft Seal Kit.....                | 8709                              |   |      |
|                                      |   | Stg. Gear Complete Rebuilding Kit.....        | 8522                              |   |      |
|                                      |   | Stg. Gear Major Seal Kit.....                 | 8521                              |   |      |
|                                      | <b>ILLUSTRATIONS</b>                                  |   |                                   |   |      |
|                                      |   |   |                                   |   |      |
|                                      |   |   |                                   |   |      |
|                                      |   |   |                                   |   |      |
|                                      |   |   |                                   |   |      |
|                                      |   |   |                                   |   |      |
|                                      |   |   |                                   |   |      |
|                                      |   |   |                                   |   |      |
|                                      |   |   |                                   |   |      |
|                                      |   |   |                                   |   |      |

☆ See Pages A14 - A15 For Pump or Gear Identification.

⊗ Packaged one bushing per box, order as required.

# Power Steering Repair Kits for Passenger Cars and Light Trucks

| Application   | Kit No. | Application   | Kit No. |
|---|---------|---|---------|
| <b>JEEP - Continued</b>   |         | <b>JEEP - Continued</b>                                 |         |
| <b>J SERIES PICKUP - Continued</b>  |         | <b>WAGONEER - Continued</b>                             |         |
| <b>1975-1974 - Continued</b>  |         | <b>1987 - Continued</b>                                 |         |
| <b>6-CYL. 258 ENG.; V-8 360 ENG.; V-8 401 ENG. - Continued</b>                    |         | <b>4-CYL. 2.5 L ENG.; 6-CYL. 4.0 L ENG. - Continued</b> |         |
| Stg. Gear Input Shaft Seal Kit.....   | 7095    | Stg. Gear Input Shaft Seal Kit.....                     | 8525    |
| Stg. Gear Complete Pitman Shaft Seal Kit.....                                     | 8766    | Stg. Gear Complete Pitman Shaft Seal Kit.....           | 8766    |
| Stg. Gear Lower Pitman Shaft Seal Kit.....  | 7856    | Stg. Gear Lower Pitman Shaft Seal Kit.....              | 7856    |
| <b>1973</b>   |         | <b>1986-1985</b>  |         |
| <b>6-CYL. 258 ENG.; V-8 360 ENG.</b>  |         | <b>4-CYL. 2.1 L DIESEL ENG.</b>                         |         |
| Pump Complete Rebuilding Kit.....   | 7910    | Pump Complete Rebuilding Kit.....                       | 8630    |
| Pump Seal Kit.....  | 7918    | Pump Seal Kit.....                                      | 8631    |
| Pump Drive Shaft Seal Kit.....  | 8709    | Pump Drive Shaft Seal Kit.....                          | 8709    |
| Stg. Gear Complete Rebuilding Kit.....  | 7858    | Stg. Gear Complete Rebuilding Kit.....                  | 8522    |
| Stg. Gear Major Seal Kit.....   | 7860    | Stg. Gear Major Seal Kit.....                           | 8521    |
| Stg. Gear Input Shaft Seal Kit.....   | 7095    | Stg. Gear Input Shaft Seal Kit.....                     | 8525    |
| Stg. Gear Complete Pitman Shaft Seal Kit.....                                     | 8766    | Stg. Gear Complete Pitman Shaft Seal Kit.....           | 8766    |
| Stg. Gear Lower Pitman Shaft Seal Kit.....  | 7856    | Stg. Gear Lower Pitman Shaft Seal Kit.....              | 7856    |
| <b>1972</b>   |         | <b>4-CYL. 2.5 L ENG.; V-6 2.8 L ENG.</b>                |         |
| <b>6-CYL. 258 ENG.; V-8 304 ENG.; V-8 360 ENG.</b>                                |         | Pump Complete Rebuilding Kit.....                       |         |
| Pump Complete Rebuilding Kit.....   | 7910    | Pump Seal Kit.....                                      | 7918    |
| Pump Seal Kit.....  | 7918    | Pump Drive Shaft Seal Kit.....                          | 8709    |
| Pump Drive Shaft Seal Kit.....  | 8709    | Stg. Gear Complete Rebuilding Kit.....                  | 8522    |
| Stg. Gear Complete Rebuilding Kit.....  | 7858    | Stg. Gear Major Seal Kit.....                           | 8521    |
| Stg. Gear Major Seal Kit.....   | 7860    | Stg. Gear Input Shaft Seal Kit.....                     | 8525    |
| Stg. Gear Input Shaft Seal Kit.....   | 7095    | Stg. Gear Complete Pitman Shaft Seal Kit.....           | 8766    |
| Stg. Gear Complete Pitman Shaft Seal Kit.....                                     | 8766    | Stg. Gear Lower Pitman Shaft Seal Kit.....              | 7856    |
| Stg. Gear Lower Pitman Shaft Seal Kit.....  | 7856    | <b>1984</b>   |         |
| <b>1971</b>   |         | <b>4-CYL. 2.5 L ENG.; V-6 2.8 L ENG.</b>                |         |
| <b>6-CYL. 232 ENG.; 6-CYL. 258 ENG.; V-8 304 ENG.; V-8 350 ENG.; V-8 360 ENG.</b> |         | Pump Complete Rebuilding Kit.....                       |         |
| Pump Seal Kit.....  | 7168    | Pump Seal Kit.....                                      | 7918    |
| Pump Drive Shaft Seal Kit.....  | 8713    | Pump Drive Shaft Seal Kit.....                          | 8709    |
| Stg. Gear Complete Rebuilding Kit.....  | 7858    | Stg. Gear Complete Rebuilding Kit.....                  | 8522    |
| Stg. Gear Major Seal Kit.....   | 7860    | Stg. Gear Major Seal Kit.....                           | 8521    |
| Stg. Gear Input Shaft Seal Kit.....   | 7095    | Stg. Gear Input Shaft Seal Kit.....                     | 8525    |
| Stg. Gear Complete Pitman Shaft Seal Kit.....                                     | 8766    | Stg. Gear Complete Pitman Shaft Seal Kit.....           | 8766    |
| Stg. Gear Lower Pitman Shaft Seal Kit.....  | 7856    | Stg. Gear Lower Pitman Shaft Seal Kit.....              | 7856    |
| <b>SCRAMBLER</b>  |         | <b>1983-1980</b>  |         |
| <b>1985-1981</b>  |         | <b>6-CYL. 4.2 L ENG.; V-8 5.9 L ENG.</b>                |         |
| <b>4-CYL. 2.5 L ENG.; 6-CYL. 4.2 L ENG.</b>                                       |         | Pump Complete Rebuilding Kit.....                       |         |
| Pump Complete Rebuilding Kit.....   | 7910    | Pump Seal Kit.....                                      | 7918    |
| Pump Seal Kit.....  | 7918    | Pump Drive Shaft Seal Kit.....                          | 8709    |
| Pump Drive Shaft Seal Kit.....  | 8709    | Stg. Gear Complete Rebuilding Kit.....                  | 8522    |
| Stg. Gear Complete Rebuilding Kit.....  | 8522    | Stg. Gear Major Seal Kit.....                           | 8521    |
| Stg. Gear Major Seal Kit.....   | 8521    | Stg. Gear Input Shaft Seal Kit.....                     | 8525    |
| Stg. Gear Input Shaft Seal Kit.....   | 8525    | Stg. Gear Complete Pitman Shaft Seal Kit.....           | 8766    |
| Stg. Gear Complete Pitman Shaft Seal Kit.....                                     | 8766    | Stg. Gear Lower Pitman Shaft Seal Kit.....              | 7856    |
| Stg. Gear Lower Pitman Shaft Seal Kit.....  | 7856    | <b>1979</b>   |         |
| <b>WAGONEER</b>   |         | <b>V-8 360 ENG.</b>                                     |         |
| <b>1990-1988</b>  |         | Pump Complete Rebuilding Kit.....                       |         |
| <b>6-CYL. 4.0 L ENG.</b>  |         | Pump Seal Kit.....                                      |         |
| Pump Complete Rebuilding Kit.....   | 8561    | Pump Drive Shaft Seal Kit.....                          | 8709    |
| Pump Seal Kit.....  | 8554    | Stg. Gear Complete Rebuilding Kit.....                  | 8522    |
| Pump Drive Shaft Seal Kit.....  | 8712    | Stg. Gear Major Seal Kit.....                           | 8521    |
| Stg. Gear Complete Rebuilding Kit.....  | 8522    | Stg. Gear Input Shaft Seal Kit.....                     | 8525    |
| Stg. Gear Major Seal Kit.....   | 8521    | Stg. Gear Complete Pitman Shaft Seal Kit.....           | 8766    |
| Stg. Gear Input Shaft Seal Kit.....   | 8525    | Stg. Gear Lower Pitman Shaft Seal Kit.....              | 7856    |
| Stg. Gear Complete Pitman Shaft Seal Kit.....                                     | 8766    | <b>1978-1974</b>  |         |
| Stg. Gear Lower Pitman Shaft Seal Kit.....  | 7856    | <b>V-8 360 ENG.; V-8 401 ENG.</b>                       |         |
| <b>1987</b>   |         | Pump Complete Rebuilding Kit.....                       |         |
| <b>4-CYL. 2.1 L DIESEL ENG.</b>   |         | Pump Seal Kit.....                                      |         |
| Pump Complete Rebuilding Kit.....   | 8630    | Pump Drive Shaft Seal Kit.....                          | 8709    |
| Pump Seal Kit.....  | 8631    | Stg. Gear Complete Rebuilding Kit.....                  | 7858    |
| Pump Drive Shaft Seal Kit.....  | 8709    | Stg. Gear Major Seal Kit.....                           | 7860    |
| Stg. Gear Complete Rebuilding Kit.....  | 8522    | Stg. Gear Input Shaft Seal Kit.....                     | 7095    |
| Stg. Gear Major Seal Kit.....   | 8521    | Stg. Gear Complete Pitman Shaft Seal Kit.....           | 8766    |
| Stg. Gear Input Shaft Seal Kit.....   | 8525    | Stg. Gear Lower Pitman Shaft Seal Kit.....              | 7856    |
| Stg. Gear Complete Pitman Shaft Seal Kit.....                                     | 8766    | <b>1973-1972</b>  |         |
| Stg. Gear Lower Pitman Shaft Seal Kit.....  | 7856    | <b>6-CYL. 258 ENG.; V-8 360 ENG.</b>                    |         |
| <b>4-CYL. 2.5 L ENG.; 6-CYL. 4.0 L ENG.</b>                                       |         | Pump Complete Rebuilding Kit.....                       |         |
| Pump Complete Rebuilding Kit.....   | 8561    | Pump Seal Kit.....                                      | 7918    |
| Pump Seal Kit.....  | 8554    | Pump Drive Shaft Seal Kit.....                          | 8709    |
| Pump Drive Shaft Seal Kit.....  | 8712    | Stg. Gear Complete Rebuilding Kit.....                  | 7858    |
| Stg. Gear Complete Rebuilding Kit.....  | 8522    | Stg. Gear Major Seal Kit.....                           | 7860    |
| Stg. Gear Major Seal Kit.....   | 8521    | Stg. Gear Input Shaft Seal Kit.....                     | 7095    |
| Stg. Gear Input Shaft Seal Kit.....   | 8525    | Stg. Gear Complete Pitman Shaft Seal Kit.....           | 8766    |
| Stg. Gear Complete Pitman Shaft Seal Kit.....                                     | 8766    | Stg. Gear Lower Pitman Shaft Seal Kit.....              | 7856    |
| Stg. Gear Lower Pitman Shaft Seal Kit.....  | 7856    |   |         |

☆ See Pages A14 - A15 For Pump or Gear Identification.

⊛ Packaged one bushing per box, order as required.

**SYSTEM PUMP & GEAR IDENT.**

**SYSTEM & COMPONENT IDENT.**

**PASS. CARS**

**LIGHT TRUCKS**

**MEDIUM/HEAVY TRUCKS**

**BUSES**

**HOSE NUMERICAL**

**REPAIR KITS**

**KIT NUMERICAL**

**ILLUSTRATIONS**

# Power Steering Repair Kits for Passenger Cars and Light Trucks

|                                      | Application   | Kit No.                                       | Application                                   | Kit No.                                     |   |      |
|--------------------------------------|---|---|---|---|---|------|
| <b>SYSTEM PUMP &amp; GEAR IDENT.</b> | <b>JEEP - Continued</b>   |   | <b>LAND ROVER - Continued</b>                 |   |   |      |
|                                      | <b>WAGONEER - Continued</b>   |   | <b>DISCOVERY</b>                              |   |   |      |
|                                      | <b>1971</b>   |   | <b>1995-1994</b>                              |   |   |      |
|                                      | <b>6-CYL. 232 ENG.; 6-CYL. 258 ENG.; V-8 304 ENG.; V-8 350 ENG.; V-8 360 ENG.</b> |   | <b>V-8 3.9 L ENG.</b>                         |   |   |      |
|                                      |   | Pump Seal Kit.....                            | 7168  | Stg. Gear Major Seal Kit.....               | 8860  |      |
|                                      | <b>SYSTEM &amp; COMPONENT IDENT.</b>  |   | Pump Drive Shaft Seal Kit.....                | 8713  | <b>RANGE ROVER</b>                                    |      |
|                                      |   |   | Stg. Gear Complete Rebuilding Kit.....        | 7858  | <b>1995</b>   |      |
|                                      |   |   | Stg. Gear Major Seal Kit.....                 | 7860  | <b>V-8 3.9 L ENG.; V-8 4.0 L ENG.; V-8 4.2 L ENG.</b> |      |
|                                      |   |   | Stg. Gear Input Shaft Seal Kit.....           | 7095  | Stg. Gear Major Seal Kit.....                         | 8860 |
|                                      |   |   | Stg. Gear Complete Pitman Shaft Seal Kit..... | 8766  | <b>1994-1993</b>                                      |      |
|                                      |   | Stg. Gear Lower Pitman Shaft Seal Kit.....    | 7856  | <b>V-8 3.9 L ENG.; V-8 4.2 L ENG.</b>       |   |      |
|                                      |   |   |   | Stg. Gear Major Seal Kit.....               | 8860  |      |
|                                      |   |   |   | <b>1992</b>                                 |   |      |
|                                      |   |   |   | <b>V-8 3.9 L ENG.</b>                       |   |      |
|                                      |   |   |   | Stg. Gear Major Seal Kit.....               | 8860  |      |
| <b>PASS. CARS</b>                    | <b>WRANGLER</b>   |   | <b>LEXUS</b>                                  |   |   |      |
|                                      | <b>1995-1991</b>  |   | <b>ES250</b>                                  |   |   |      |
|                                      | <b>4-CYL. 2.5 L ENG.; 6-CYL. 4.0 L ENG.</b>                                       |   | <b>1991-1990</b>                              |   |   |      |
|                                      |   | Pump Complete Rebuilding Kit.....             | 8561  | <b>V-6 2.5 L ENG.</b>                       |   |      |
|                                      |   | Pump Seal Kit.....                            | 8554  | Pump Seal Kit.....                          | 8641  |      |
|                                      |   | Pump Drive Shaft Seal Kit.....                | 8712  | <b>ES300</b>                                |   |      |
|                                      |   | Stg. Gear Complete Rebuilding Kit.....        | 8522  | <b>1995</b>                                 |   |      |
|                                      |   | Stg. Gear Major Seal Kit.....                 | 8521  | <b>V-6 3.0 L ENG.</b>                       |   |      |
|                                      |   | Stg. Gear Input Shaft Seal Kit.....           | 8525  | Pump Seal Kit.....                          | 8823  |      |
|                                      |   | Stg. Gear Complete Pitman Shaft Seal Kit..... | 8766  | <b>1994</b>                                 |   |      |
|                                      | Stg. Gear Lower Pitman Shaft Seal Kit.....  | 7856  | <b>V-6 3.0 L ENG.</b>                         |   |   |      |
| <b>LIGHT TRUCKS</b>                  | <b>1990-1987</b>  |   | <b>ES300</b>                                  |   |   |      |
|                                      | <b>4-CYL. 2.5 L ENG.; 6-CYL. 4.2 L ENG.</b>                                       |   | <b>1995</b>                                   |   |   |      |
|                                      |   | Pump Complete Rebuilding Kit.....             | 7910  | <b>V-6 3.0 L ENG.</b>                       |   |      |
|                                      |   | Pump Seal Kit.....                            | 7918  | Pump Seal Kit.....                          | 8823  |      |
|                                      |   | Pump Drive Shaft Seal Kit.....                | 8709  | Rack & Pinion Seal Kit; Aug. & Older.....   | 8878  |      |
|                                      |   | Stg. Gear Complete Rebuilding Kit.....        | 8522  | <b>1993-1992</b>                            |   |      |
|                                      |   | Stg. Gear Major Seal Kit.....                 | 8521  | <b>V-6 3.0 L ENG.</b>                       |   |      |
|                                      |   | Stg. Gear Input Shaft Seal Kit.....           | 8525  | Pump Seal Kit.....                          | 8823  |      |
|                                      |   | Stg. Gear Complete Pitman Shaft Seal Kit..... | 8766  | Rack & Pinion Seal Kit.....                 | 8878  |      |
|                                      |   | Stg. Gear Lower Pitman Shaft Seal Kit.....    | 7856  | <b>GS300</b>                                |   |      |
| <b>MEDIUM/HEAVY TRUCKS</b>           | <b>YJ</b>   |   | <b>1995-1993</b>                              |   |   |      |
|                                      | <b>1995-1991</b>  |   | <b>6-CYL. 3.0 L ENG.</b>                      |   |   |      |
|                                      | <b>4-CYL. 2.5 L ENG. (CANADA); 6-CYL. 4.0 L ENG. (CANADA)</b>                     |   | Pump Seal Kit.....                            |   |   |      |
|                                      |   | Pump Complete Rebuilding Kit.....             | 8561  | 8797  |   |      |
|                                      |   | Pump Seal Kit.....                            | 8554  | Rack & Pinion Seal Kit.....                 | 8695  |      |
|                                      |   | Pump Drive Shaft Seal Kit.....                | 8712  | <b>LS400</b>                                |   |      |
|                                      |   | Stg. Gear Complete Rebuilding Kit.....        | 8522  | <b>1995-1990</b>                            |   |      |
|                                      |   | Stg. Gear Major Seal Kit.....                 | 8521  | <b>V-8 4.0 L ENG.</b>                       |   |      |
|                                      |   | Stg. Gear Input Shaft Seal Kit.....           | 8525  | Rack & Pinion Seal Kit.....                 | 8695  |      |
|                                      |   | Stg. Gear Complete Pitman Shaft Seal Kit..... | 8766  | <b>SC300</b>                                |   |      |
|                                      | Stg. Gear Lower Pitman Shaft Seal Kit.....  | 7856  | <b>1995-1992</b>                              |   |   |      |
| <b>BUSES</b>                         | <b>1990-1987</b>  |   | <b>6-CYL. 3.0 L ENG.</b>                      |   |   |      |
|                                      | <b>4-CYL. 2.5 L ENG. (CANADA); 6-CYL. 4.2 L ENG. (CANADA)</b>                     |   | Pump Seal Kit.....                            |   |   |      |
|                                      |   | Pump Complete Rebuilding Kit.....             | 7910  | 8797  |   |      |
|                                      |   | Pump Seal Kit.....                            | 7918  | Rack & Pinion Seal Kit.....                 | 8695  |      |
|                                      |   | Pump Drive Shaft Seal Kit.....                | 8709  | <b>SC400</b>                                |   |      |
|                                      |   | Stg. Gear Complete Rebuilding Kit.....        | 8522  | <b>1995-1992</b>                            |   |      |
|                                      |   | Stg. Gear Major Seal Kit.....                 | 8521  | <b>V-8 4.0 L ENG.</b>                       |   |      |
|                                      |   | Stg. Gear Input Shaft Seal Kit.....           | 8525  | Rack & Pinion Seal Kit.....                 | 8695  |      |
|                                      |   | Stg. Gear Complete Pitman Shaft Seal Kit..... | 8766  | <b>SC300</b>                                |   |      |
|                                      |   | Stg. Gear Lower Pitman Shaft Seal Kit.....    | 7856  | <b>1995-1992</b>                            |   |      |
| <b>HOSE NUMERICAL</b>                | <b>KIA</b>  |   | <b>6-CYL. 3.0 L ENG.</b>                      |   |   |      |
|                                      | <b>SEPHIA</b>   |   | Pump Seal Kit.....                            |   |   |      |
|                                      | <b>1995</b>   |   | Rack & Pinion Seal Kit.....                   |   |   |      |
|                                      | <b>4-CYL. 1.6 L ENG.; 4-CYL. 1.8 L ENG.</b>                                       |   | 8797  |   |   |      |
|                                      |   | Rack & Pinion Seal Kit.....                   | 8889  | 8695  |   |      |
|                                      |   | <b>1994</b>                                   | <b>SC400</b>                                  |   |   |      |
|                                      | <b>4-CYL. 1.6 L ENG.</b>  |   | <b>1995-1992</b>                              |   |   |      |
|                                      |   | Rack & Pinion Seal Kit.....                   | 8889  | <b>V-8 4.0 L ENG.</b>                       |   |      |
|                                      |   |   |   | Rack & Pinion Seal Kit.....                 | 8695  |      |
|                                      |   |   |   | <b>LINCOLN</b>                              |   |      |
| <b>REPAIR KITS</b>                   | <b>LAND ROVER</b>   |   | <b>CONTINENTAL</b>                            |   |   |      |
|                                      | <b>DEFENDER 90</b>  |   | <b>1995</b>                                   |   |   |      |
|                                      | <b>1995-1994</b>  |   | <b>V-8 4.6 L ENG.</b>                         |   |   |      |
|                                      | <b>V-8 3.9 L ENG.</b>   |   | Pump Seal Kit.....                            |   |   |      |
|                                      |   | Stg. Gear Major Seal Kit.....                 | 8860  | 8634  |   |      |
|                                      |   |   |   | Pump Drive Shaft Seal Kit.....              | 8635  |      |
|                                      |   |   |   | Rack & Pinion Seal Kit.....                 | 8735  |      |
|                                      |   |   |   | Rack & Pinion Upper Pinion Bearing Kit..... | 8588  |      |
|                                      |   |   |   |   |   |      |
|                                      |   |   |   |   |   |      |

☆ See Pages A14 - A15 For Pump or Gear Identification.

⊗ Packaged one bushing per box, order as required.

# Power Steering Repair Kits for Passenger Cars and Light Trucks

| Application                                     | Kit No. | Application  | Kit No. |
|---|---------|--|---------|
| <b>LINCOLN - Continued</b>                      |         | <b>LINCOLN - Continued</b>   |         |
| <b>CONTINENTAL - Continued</b>                  |         | <b>CONTINENTAL - Continued</b>   |         |
| <b>1994-1988</b>                                |         | <b>1977 - Continued</b>  |         |
| <b>V-6 3.8 L ENG.</b>                           |         | <b>V-8 400 ENG.; V-8 460 ENG. - Continued</b>                                |         |
| Pump Complete Rebuilding Kit.....               | 8527    | Pump Drive Shaft Seal Kit.....   | 8709    |
| Pump Seal Kit.....                              | 8526    | Stg. Gear Complete Rebuilding Kit.....                                       | 8540    |
| Pump Drive Shaft Seal Kit.....                  | 8711    | Stg. Gear Major Seal Kit.....  | 8532    |
| Rack & Pinion Seal Kit.....                     | 8735    | Stg. Gear Input Shaft Seal Kit.....  | 8520    |
| Rack & Pinion Upper Pinion Bearing Kit.....     | 8588    | Stg. Gear Complete Pitman Shaft Seal Kit.....                                | 8769    |
|   |         | Stg. Gear Lower Pitman Shaft Seal Kit.....                                   | 8531    |
| <b>1987-1986</b>                                |         | <b>1976-1975</b>   |         |
| <b>V-8 5.0 L ENG.</b>                           |         | <b>V-8 460 ENG.</b>  |         |
| Pump Complete Rebuilding Kit.....               | 8527    | Pump Complete Rebuilding Kit.....  | 7910    |
| Pump Seal Kit.....                              | 8526    | Pump Seal Kit.....   | 7918    |
| Pump Drive Shaft Seal Kit.....                  | 8711    | Pump Drive Shaft Seal Kit.....   | 8709    |
| Rack & Pinion Seal Kit.....                     | 8589    | Stg. Gear Complete Rebuilding Kit.....                                       | 8540    |
| Rack & Pinion Mounting Kit.....                 | 8565    | Stg. Gear Major Seal Kit.....  | 8532    |
| Rack & Pinion Upper Pinion Bearing Kit.....     | 8588    | Stg. Gear Input Shaft Seal Kit.....  | 8520    |
|   |         | Stg. Gear Complete Pitman Shaft Seal Kit.....                                | 8769    |
|   |         | Stg. Gear Lower Pitman Shaft Seal Kit.....                                   | 8531    |
| <b>1985-1984</b>                                |         | <b>1974-1972</b>   |         |
| <b>6-CYL. 2.4 L DIESEL ENG.; V-8 5.0 L ENG.</b> |         | <b>V-8 460 ENG.</b>  |         |
| Pump Complete Rebuilding Kit.....               | 8527    | Pump Complete Rebuilding Kit; W/Ford Stg. Gear; ☆P.....                      | 7910    |
| Pump Seal Kit.....                              | 8526    | Pump Seal Kit; W/Ford Stg. Gear; ☆P.....                                     | 7918    |
| Pump Drive Shaft Seal Kit.....                  | 8711    | Pump Drive Shaft Seal Kit; W/Ford Stg. Gear; ☆P.....                         | 8709    |
| Rack & Pinion Seal Kit.....                     | 8589    | Stg. Gear Complete Rebuilding Kit; W/Ford Stg. Gear; W/O Tag SPA-AA; ☆P..... | 8540    |
| Rack & Pinion Mounting Kit.....                 | 8565    | Stg. Gear Complete Rebuilding Kit; W/Ford Stg. Gear; W/Tag SPA-AA; ☆P.....   | 8509    |
| Rack & Pinion Upper Pinion Bearing Kit.....     | 8588    | Stg. Gear Major Seal Kit; W/Ford Stg. Gear; W/O Tag SPA-AA; ☆P.....          | 8532    |
|   |         | Stg. Gear Major Seal Kit; W/Ford Stg. Gear; W/Tag SPA-AA; ☆P.....            | 7642    |
|   |         | Stg. Gear Input Shaft Seal Kit; W/Ford Stg. Gear; ☆P.....                    | 8520    |
|   |         | Stg. Gear Complete Pitman Shaft Seal Kit; W/Ford Stg. Gear; ☆P.....          | 8769    |
|   |         | Stg. Gear Lower Pitman Shaft Seal Kit.....                                   | 8531    |
| <b>1983</b>                                     |         | <b>1971-1970</b>   |         |
| <b>V-8 5.0 L ENG.</b>                           |         | <b>V-8 460 ENG.</b>  |         |
| Pump Complete Rebuilding Kit.....               | 8527    | Pump Complete Rebuilding Kit.....  | 8500    |
| Pump Seal Kit.....                              | 8526    | Pump Seal Kit.....   | 8501    |
| Pump Drive Shaft Seal Kit.....                  | 8711    | Pump Drive Shaft Seal Kit.....   | 8711    |
| Rack & Pinion Seal Kit.....                     | 8589    | Stg. Gear Complete Rebuilding Kit.....                                       | 8509    |
| Rack & Pinion Mounting Kit.....                 | 8565    | Stg. Gear Major Seal Kit.....  | 7642    |
| Rack & Pinion Upper Pinion Bearing Kit.....     | 8588    | Stg. Gear Input Shaft Seal Kit.....  | 8520    |
|   |         | Stg. Gear Complete Pitman Shaft Seal Kit.....                                | 8768    |
|   |         | Stg. Gear Lower Pitman Shaft Seal Kit.....                                   | 8515    |
| <b>1982</b>                                     |         | <b>1969</b>  |         |
| <b>V-6 3.8 L ENG.; V-8 5.0 L ENG.</b>           |         | <b>V-8 460 ENG.</b>  |         |
| Pump Complete Rebuilding Kit.....               | 8527    | Stg. Gear Complete Rebuilding Kit.....                                       | 8509    |
| Pump Seal Kit.....                              | 8526    | Stg. Gear Major Seal Kit.....  | 7642    |
| Pump Drive Shaft Seal Kit.....                  | 8711    | Stg. Gear Input Shaft Seal Kit.....  | 8520    |
| Rack & Pinion Seal Kit.....                     | 8589    | Stg. Gear Complete Pitman Shaft Seal Kit.....                                | 8768    |
| Rack & Pinion Mounting Kit.....                 | 8565    | Stg. Gear Lower Pitman Shaft Seal Kit.....                                   | 8515    |
| Rack & Pinion Upper Pinion Bearing Kit.....     | 8588    |  |         |
|   |         | <b>1968-1966</b>   |         |
|   |         | <b>V-8 462 ENG.</b>  |         |
|   |         | Stg. Gear Complete Rebuilding Kit.....                                       | 8509    |
|   |         | Stg. Gear Major Seal Kit.....  | 7642    |
|   |         | Stg. Gear Input Shaft Seal Kit.....  | 8520    |
|   |         | Stg. Gear Complete Pitman Shaft Seal Kit.....                                | 8768    |
|   |         | Stg. Gear Lower Pitman Shaft Seal Kit.....                                   | 8515    |
| <b>1980</b>                                     |         | <b>1965</b>  |         |
| <b>V-8 5.0 L ENG.; V-8 5.8 L ENG.</b>           |         | <b>V-8 430 ENG.</b>  |         |
| Pump Complete Rebuilding Kit.....               | 8527    | Stg. Gear Complete Rebuilding Kit.....                                       | 8509    |
| Pump Seal Kit.....                              | 8526    | Stg. Gear Major Seal Kit.....  | 7642    |
| Pump Drive Shaft Seal Kit.....                  | 8711    | Stg. Gear Input Shaft Seal Kit.....  | 8520    |
| Stg. Gear Complete Rebuilding Kit.....          | 8896    | Stg. Gear Complete Pitman Shaft Seal Kit.....                                | 8768    |
| Stg. Gear Major Seal Kit.....                   | 8897    | Stg. Gear Lower Pitman Shaft Seal Kit.....                                   | 8515    |
| Stg. Gear Input Shaft Seal Kit.....             | 8520    |  |         |
| Stg. Gear Complete Pitman Shaft Seal Kit.....   | 8778    | <b>1968-1966</b>   |         |
| Stg. Gear Lower Pitman Shaft Seal Kit.....      | 8779    | <b>V-8 462 ENG.</b>  |         |
|   |         | Stg. Gear Complete Rebuilding Kit.....                                       | 8509    |
|   |         | Stg. Gear Major Seal Kit.....  | 7642    |
|   |         | Stg. Gear Input Shaft Seal Kit.....  | 8520    |
|   |         | Stg. Gear Complete Pitman Shaft Seal Kit.....                                | 8768    |
|   |         | Stg. Gear Lower Pitman Shaft Seal Kit.....                                   | 8515    |
| <b>1979</b>                                     |         | <b>1965</b>  |         |
| <b>V-8 400 ENG.</b>                             |         | <b>V-8 430 ENG.</b>  |         |
| Pump Complete Rebuilding Kit.....               | 7910    | Stg. Gear Complete Rebuilding Kit.....                                       | 8509    |
| Pump Seal Kit.....                              | 7918    | Stg. Gear Major Seal Kit.....  | 7642    |
| Pump Drive Shaft Seal Kit.....                  | 8709    | Stg. Gear Input Shaft Seal Kit.....  | 8520    |
| Stg. Gear Complete Rebuilding Kit.....          | 8896    | Stg. Gear Complete Pitman Shaft Seal Kit.....                                | 8768    |
| Stg. Gear Major Seal Kit.....                   | 8897    | Stg. Gear Lower Pitman Shaft Seal Kit.....                                   | 8515    |
| Stg. Gear Input Shaft Seal Kit.....             | 8520    |  |         |
| Stg. Gear Complete Pitman Shaft Seal Kit.....   | 8778    | <b>1968-1966</b>   |         |
| Stg. Gear Lower Pitman Shaft Seal Kit.....      | 8779    | <b>V-8 462 ENG.</b>  |         |
|   |         | Stg. Gear Complete Rebuilding Kit.....                                       | 8509    |
|   |         | Stg. Gear Major Seal Kit.....  | 7642    |
|   |         | Stg. Gear Input Shaft Seal Kit.....  | 8520    |
|   |         | Stg. Gear Complete Pitman Shaft Seal Kit.....                                | 8768    |
|   |         | Stg. Gear Lower Pitman Shaft Seal Kit.....                                   | 8515    |
| <b>1978</b>                                     |         | <b>1965</b>  |         |
| <b>V-8 400 ENG.; V-8 460 ENG.</b>               |         | <b>V-8 430 ENG.</b>  |         |
| Pump Complete Rebuilding Kit.....               | 7910    | Stg. Gear Complete Rebuilding Kit.....                                       | 8509    |
| Pump Seal Kit.....                              | 7918    | Stg. Gear Major Seal Kit.....  | 7642    |
| Pump Drive Shaft Seal Kit.....                  | 8709    | Stg. Gear Input Shaft Seal Kit.....  | 8520    |
| Stg. Gear Complete Rebuilding Kit.....          | 8896    | Stg. Gear Complete Pitman Shaft Seal Kit.....                                | 8768    |
| Stg. Gear Major Seal Kit.....                   | 8897    | Stg. Gear Lower Pitman Shaft Seal Kit.....                                   | 8515    |
| Stg. Gear Input Shaft Seal Kit.....             | 8520    |  |         |
| Stg. Gear Complete Pitman Shaft Seal Kit.....   | 8778    | <b>MARK III</b>  |         |
| Stg. Gear Lower Pitman Shaft Seal Kit.....      | 8779    | <b>1971-1970</b>   |         |
|   |         | <b>V-8 460 ENG.</b>  |         |
|   |         | Pump Complete Rebuilding Kit.....  | 8500    |
|   |         | Pump Seal Kit.....   | 8501    |
|   |         | Pump Drive Shaft Seal Kit.....   | 8711    |
|   |         | Stg. Gear Complete Rebuilding Kit.....                                       | 8509    |
|   |         | Stg. Gear Major Seal Kit.....  | 7642    |
|   |         | Stg. Gear Input Shaft Seal Kit.....  | 8520    |
|   |         | Stg. Gear Complete Pitman Shaft Seal Kit.....                                | 8768    |
|   |         | Stg. Gear Lower Pitman Shaft Seal Kit.....                                   | 8768    |

☆ See Pages A14 - A15 For Pump or Gear Identification.

☛ Packaged one bushing per box, order as required.

**SYSTEM PUMP & GEAR IDENT.**

**SYSTEM & COMPONENT IDENT.**

**PASS. CARS**

**LIGHT TRUCKS**

**MEDIUM/HEAVY TRUCKS**

**BUSES**

**HOSE NUMERICAL**

**REPAIR KITS**

**KIT NUMERICAL**

**ILLUSTRATIONS**



# Power Steering Repair Kits for Passenger Cars and Light Trucks

|                                      | Application                       | Kit No.  | Application                                     | Kit No.                                       |      |
|--------------------------------------|-----------------------------------|--|---|---|------|
| <b>SYSTEM PUMP &amp; GEAR IDENT.</b> | <b>LINCOLN - Continued</b>        |  | <b>LINCOLN - Continued</b>                      |   |      |
|                                      | <b>MARK III - Continued</b>       |  | <b>MARK VI - Continued</b>                      |   |      |
|                                      | <b>1971-1970 - Continued</b>      |  | <b>1983-1981 - Continued</b>                    |   |      |
|                                      | <b>V-8 460 ENG. - Continued</b>   |  | <b>V-8 5.0 L ENG. - Continued</b>               |   |      |
|                                      |                                   | Stg. Gear Lower Pitman Shaft Seal Kit.....                                   | 8515  | Pump Drive Shaft Seal Kit.....                | 8711 |
|                                      |                                   |  |   | Stg. Gear Complete Rebuilding Kit.....        | 8896 |
|                                      |                                   |  |   | Stg. Gear Major Seal Kit.....                 | 8897 |
|                                      |                                   |  |   | Stg. Gear Input Shaft Seal Kit.....           | 8520 |
|                                      |                                   |  |   | Stg. Gear Complete Pitman Shaft Seal Kit..... | 8778 |
|                                      |                                   |  |   | Stg. Gear Lower Pitman Shaft Seal Kit.....    | 8779 |
| <b>SYSTEM &amp; COMPONENT IDENT.</b> | <b>1969-1968</b>                  |  | <b>1980</b>                                     |   |      |
|                                      | <b>V-8 460 ENG.</b>               |  | <b>V-8 5.0 L ENG.; V-8 5.8 L ENG.</b>           |   |      |
|                                      |                                   | Stg. Gear Complete Rebuilding Kit.....                                       | 8509  | Pump Complete Rebuilding Kit.....             | 8527 |
|                                      |                                   | Stg. Gear Major Seal Kit.....  | 7642  | Pump Seal Kit.....                            | 8526 |
|                                      |                                   | Stg. Gear Input Shaft Seal Kit.....  | 8520  | Pump Drive Shaft Seal Kit.....                | 8711 |
|                                      |                                   | Stg. Gear Complete Pitman Shaft Seal Kit.....                                | 8768  | Stg. Gear Complete Rebuilding Kit.....        | 8896 |
|                                      |                                   | Stg. Gear Lower Pitman Shaft Seal Kit.....                                   | 8515  | Stg. Gear Major Seal Kit.....                 | 8897 |
|                                      |                                   |  |   | Stg. Gear Input Shaft Seal Kit.....           | 8520 |
|                                      |                                   |  |   | Stg. Gear Complete Pitman Shaft Seal Kit..... | 8778 |
|                                      |                                   |  |   | Stg. Gear Lower Pitman Shaft Seal Kit.....    | 8779 |
| <b>PASS. CARS</b>                    | <b>MARK IV</b>                    |  | <b>MARK VII</b>                                 |   |      |
|                                      | <b>1976-1975</b>                  |  | <b>1992-1989</b>                                |   |      |
|                                      | <b>V-8 460 ENG.</b>               |  | <b>V-8 5.0 L ENG.</b>                           |   |      |
|                                      |                                   | Pump Complete Rebuilding Kit.....  | 7910  | Pump Complete Rebuilding Kit.....             | 8527 |
|                                      |                                   | Pump Seal Kit.....   | 7918  | Pump Seal Kit.....                            | 8526 |
|                                      |                                   | Pump Drive Shaft Seal Kit.....   | 8709  | Pump Drive Shaft Seal Kit.....                | 8711 |
|                                      |                                   | Stg. Gear Complete Rebuilding Kit.....                                       | 8540  | Rack & Pinion Seal Kit.....                   | 8621 |
|                                      |                                   | Stg. Gear Major Seal Kit.....  | 8532  | Rack & Pinion Mounting Kit.....               | 8565 |
|                                      |                                   | Stg. Gear Input Shaft Seal Kit.....  | 8520  | Rack & Pinion Upper Pinion Bearing Kit.....   | 8588 |
|                                      |                                   | Stg. Gear Complete Pitman Shaft Seal Kit.....                                | 8769  |   |      |
| <b>LIGHT TRUCKS</b>                  | <b>1974-1972</b>                  |  | <b>1988-1986</b>                                |   |      |
|                                      | <b>V-8 460 ENG.</b>               |  | <b>V-8 5.0 L ENG.</b>                           |   |      |
|                                      |                                   | Pump Complete Rebuilding Kit; W/Ford Stg. Gear; ☆P.....                      | 7910  | Pump Complete Rebuilding Kit.....             | 8527 |
|                                      |                                   | Pump Seal Kit; W/Ford Stg. Gear; ☆P.....                                     | 7918  | Pump Seal Kit.....                            | 8526 |
|                                      |                                   | Pump Drive Shaft Seal Kit; W/Ford Stg. Gear; ☆P.....                         | 8709  | Pump Drive Shaft Seal Kit.....                | 8711 |
|                                      |                                   | Stg. Gear Complete Rebuilding Kit; W/Ford Stg. Gear; W/O Tag SPA-AA; ☆P..... | 8540  | Rack & Pinion Seal Kit.....                   | 8589 |
|                                      |                                   | Stg. Gear Complete Rebuilding Kit; W/Ford Stg. Gear; W/Tag SPA-AA; ☆P.....   | 8509  | Rack & Pinion Mounting Kit.....               | 8565 |
|                                      |                                   | Stg. Gear Major Seal Kit; W/Ford Stg. Gear; W/O Tag SPA-AA; ☆P.....          | 8532  | Rack & Pinion Upper Pinion Bearing Kit.....   | 8588 |
|                                      |                                   | Stg. Gear Major Seal Kit; W/Ford Stg. Gear; W/Tag SPA-AA; ☆P.....            | 7642  |   |      |
|                                      |                                   | Stg. Gear Input Shaft Seal Kit; W/Ford Stg. Gear; ☆P.....                    | 8520  |   |      |
| <b>MEDIUM/HEAVY TRUCKS</b>           | <b>MARK V</b>                     |  | <b>1985-1984</b>                                |   |      |
|                                      | <b>1979</b>                       |  | <b>6-CYL. 2.4 L DIESEL ENG.; V-8 5.0 L ENG.</b> |   |      |
|                                      | <b>V-8 400 ENG.</b>               |  | <b>V-8 4.6 L ENG.</b>                           |   |      |
|                                      |                                   | Pump Complete Rebuilding Kit.....  | 7910  | Pump Seal Kit.....                            | 8634 |
|                                      |                                   | Pump Seal Kit.....   | 7918  | Pump Drive Shaft Seal Kit.....                | 8635 |
|                                      |                                   | Pump Drive Shaft Seal Kit.....   | 8709  | Rack & Pinion Seal Kit.....                   | 8809 |
|                                      |                                   | Stg. Gear Complete Rebuilding Kit.....                                       | 8896  |   |      |
|                                      |                                   | Stg. Gear Major Seal Kit.....  | 8897  |   |      |
|                                      |                                   | Stg. Gear Input Shaft Seal Kit.....  | 8520  |   |      |
|                                      |                                   | Stg. Gear Complete Pitman Shaft Seal Kit.....                                | 8778  |   |      |
| <b>BUSES</b>                         | <b>1978</b>                       |  | <b>MARK VIII</b>                                |   |      |
|                                      | <b>V-8 400 ENG.; V-8 460 ENG.</b> |  | <b>1995-1993</b>                                |   |      |
|                                      | <b>V-8 400 ENG.</b>               |  | <b>V-8 4.6 L ENG.</b>                           |   |      |
|                                      |                                   | Pump Complete Rebuilding Kit.....  | 7910  | Pump Seal Kit.....                            | 8634 |
|                                      |                                   | Pump Seal Kit.....   | 7918  | Pump Drive Shaft Seal Kit.....                | 8635 |
|                                      |                                   | Pump Drive Shaft Seal Kit.....   | 8709  | Rack & Pinion Seal Kit.....                   | 8809 |
|                                      |                                   | Stg. Gear Complete Rebuilding Kit.....                                       | 8896  |   |      |
|                                      |                                   | Stg. Gear Major Seal Kit.....  | 8897  |   |      |
|                                      |                                   | Stg. Gear Input Shaft Seal Kit.....  | 8520  |   |      |
|                                      |                                   | Stg. Gear Complete Pitman Shaft Seal Kit.....                                | 8778  |   |      |
| <b>HOSE NUMERICAL</b>                | <b>1977</b>                       |  | <b>TOWN CAR</b>                                 |   |      |
|                                      | <b>V-8 400 ENG.; V-8 460 ENG.</b> |  | <b>1995-1991</b>                                |   |      |
|                                      | <b>V-8 400 ENG.</b>               |  | <b>V-8 4.6 L ENG.</b>                           |   |      |
|                                      |                                   | Pump Complete Rebuilding Kit.....  | 7910  | Pump Seal Kit.....                            | 8634 |
|                                      |                                   | Pump Seal Kit.....   | 7918  | Pump Drive Shaft Seal Kit.....                | 8635 |
|                                      |                                   | Pump Drive Shaft Seal Kit.....   | 8709  | Stg. Gear Complete Rebuilding Kit.....        | 8896 |
|                                      |                                   | Stg. Gear Complete Rebuilding Kit.....                                       | 8540  | Stg. Gear Major Seal Kit.....                 | 8897 |
|                                      |                                   | Stg. Gear Major Seal Kit.....  | 8532  | Stg. Gear Input Shaft Seal Kit.....           | 8520 |
|                                      |                                   | Stg. Gear Input Shaft Seal Kit.....  | 8520  | Stg. Gear Complete Pitman Shaft Seal Kit..... | 8778 |
|                                      |                                   | Stg. Gear Complete Pitman Shaft Seal Kit.....                                | 8769  | Stg. Gear Lower Pitman Shaft Seal Kit.....    | 8779 |
| <b>REPAIR KITS</b>                   | <b>1977</b>                       |  | <b>1990-1981</b>                                |   |      |
|                                      | <b>V-8 400 ENG.; V-8 460 ENG.</b> |  | <b>V-8 5.0 L ENG.</b>                           |   |      |
|                                      | <b>V-8 400 ENG.</b>               |  | <b>V-8 5.0 L ENG.</b>                           |   |      |
|                                      |                                   | Pump Complete Rebuilding Kit.....  | 7910  | Pump Complete Rebuilding Kit.....             | 8527 |
|                                      |                                   | Pump Seal Kit.....   | 7918  | Pump Seal Kit.....                            | 8526 |
|                                      |                                   | Pump Drive Shaft Seal Kit.....   | 8709  | Pump Drive Shaft Seal Kit.....                | 8711 |
|                                      |                                   | Stg. Gear Complete Rebuilding Kit.....                                       | 8540  | Stg. Gear Complete Rebuilding Kit.....        | 8896 |
|                                      |                                   | Stg. Gear Major Seal Kit.....  | 8532  | Stg. Gear Major Seal Kit.....                 | 8897 |
|                                      |                                   | Stg. Gear Input Shaft Seal Kit.....  | 8520  | Stg. Gear Input Shaft Seal Kit.....           | 8520 |
|                                      |                                   | Stg. Gear Complete Pitman Shaft Seal Kit.....                                | 8769  | Stg. Gear Complete Pitman Shaft Seal Kit..... | 8778 |
| <b>KIT NUMERICAL</b>                 | <b>1977</b>                       |  | <b>1990-1981</b>                                |   |      |
|                                      | <b>V-8 400 ENG.; V-8 460 ENG.</b> |  | <b>V-8 5.0 L ENG.</b>                           |   |      |
|                                      | <b>V-8 400 ENG.</b>               |  | <b>V-8 5.0 L ENG.</b>                           |   |      |
|                                      |                                   | Pump Complete Rebuilding Kit.....  | 7910  | Pump Complete Rebuilding Kit.....             | 8527 |
|                                      |                                   | Pump Seal Kit.....   | 7918  | Pump Seal Kit.....                            | 8526 |
|                                      |                                   | Pump Drive Shaft Seal Kit.....   | 8709  | Pump Drive Shaft Seal Kit.....                | 8711 |
|                                      |                                   | Stg. Gear Complete Rebuilding Kit.....                                       | 8540  | Stg. Gear Complete Rebuilding Kit.....        | 8896 |
|                                      |                                   | Stg. Gear Major Seal Kit.....  | 8532  | Stg. Gear Major Seal Kit.....                 | 8897 |
|                                      |                                   | Stg. Gear Input Shaft Seal Kit.....  | 8520  | Stg. Gear Input Shaft Seal Kit.....           | 8520 |
|                                      |                                   | Stg. Gear Complete Pitman Shaft Seal Kit.....                                | 8769  | Stg. Gear Complete Pitman Shaft Seal Kit..... | 8778 |
| <b>ILLUSTRATIONS</b>                 | <b>MARK VI</b>                    |  | <b>1990-1981</b>                                |   |      |
|                                      | <b>1983-1981</b>                  |  | <b>V-8 5.0 L ENG.</b>                           |   |      |
|                                      | <b>V-8 5.0 L ENG.</b>             |  | <b>V-8 5.0 L ENG.</b>                           |   |      |
|                                      |                                   | Pump Complete Rebuilding Kit.....  | 8527  | Pump Complete Rebuilding Kit.....             | 8527 |
|                                      |                                   | Pump Seal Kit.....   | 8526  | Pump Seal Kit.....                            | 8526 |
|                                      |                                   |  |   | Pump Drive Shaft Seal Kit.....                | 8711 |
|                                      |                                   |  |   | Stg. Gear Complete Rebuilding Kit.....        | 8896 |
|                                      |                                   |  |   | Stg. Gear Major Seal Kit.....                 | 8897 |
|                                      |                                   |  |   | Stg. Gear Input Shaft Seal Kit.....           | 8520 |
|                                      |                                   |  |   | Stg. Gear Complete Pitman Shaft Seal Kit..... | 8778 |
|                                      |                                   |  | Stg. Gear Lower Pitman Shaft Seal Kit.....      | 8779  |      |

☆ See Pages A14 - A15 For Pump or Gear Identification.

⊗ Packaged one bushing per box, order as required.

# Power Steering Repair Kits for Passenger Cars and Light Trucks

| Application                                | Kit No. | Application                                       | Kit No. |
|--|---------|---|---------|
| <b>LINCOLN - Continued</b>                 |         | <b>MAZDA - Continued</b>                          |         |
| <b>VERSAILLES</b>                          |         | <b>B4000 PICKUP - Continued</b>                   |         |
| <b>1980</b>                                |         | <b>1995-1994 - Continued</b>                      |         |
| <b>V-8 5.0 L ENG.</b>                      |         | <b>V-6 4.0 L ENG. - Continued</b>                 |         |
| Pump Complete Rebuilding Kit.....          | 8527    | Pump Drive Shaft Seal Kit.....                    | 8711    |
| Pump Seal Kit.....                         | 8526    | Stg. Gear Major Seal Kit.....                     | 8856    |
| Pump Drive Shaft Seal Kit.....             | 8711    | Stg. Gear Input Shaft Seal Kit.....               | 8520    |
| Control Valve Complete Rebuilding Kit..... | 7885    | <b>COSMO</b>                                      |         |
| Control Valve Seal Kit.....                | 7889    | <b>1978-1976</b>                                  |         |
| Power Cyl. Complete Rebuilding Kit.....    | 7874    | <b>2-ROTOR 80 ENG.</b>                            |         |
| Power Cyl. Piston Rod Seal Kit.....        | 7877    | Pump Seal Kit.....                                | 8603    |
| Power Cyl. Boot Kit.....                   | 8901    | <b>MILLENNIA</b>                                  |         |
| <b>1979-1978</b>                           |         | <b>1995</b>                                       |         |
| <b>V-8 302 ENG.</b>                        |         | <b>V-6 2.3 L ENG.; V-6 2.5 L ENG.</b>             |         |
| Pump Complete Rebuilding Kit.....          | 8527    | Pump Seal Kit.....                                | 8799    |
| Pump Seal Kit.....                         | 8526    | Rack & Pinion Seal Kit.....                       | 8893    |
| Pump Drive Shaft Seal Kit.....             | 8711    | <b>MPV</b>  |         |
| Control Valve Complete Rebuilding Kit..... | 7885    | <b>1995</b>                                       |         |
| Control Valve Seal Kit.....                | 7889    | <b>4-CYL. 2.6 L ENG. (CANADA); V-6 3.0 L ENG.</b> |         |
| Power Cyl. Complete Rebuilding Kit.....    | 7874    | Pump Seal Kit.....                                | 8831    |
| Power Cyl. Piston Rod Seal Kit.....        | 7877    | Rack & Pinion Seal Kit.....                       | 8862    |
| Power Cyl. Boot Kit.....                   | 8901    | <b>1994-1989</b>                                  |         |
| <b>1977</b>                                |         | <b>4-CYL. 2.6 L ENG.; V-6 3.0 L ENG.</b>          |         |
| <b>V-8 302 ENG.; V-8 351 ENG.</b>          |         | Pump Seal Kit.....                                | 8831    |
| Pump Complete Rebuilding Kit.....          | 8500    | Rack & Pinion Seal Kit.....                       | 8862    |
| Pump Seal Kit.....                         | 8501    | <b>1994-1989</b>                                  |         |
| Pump Drive Shaft Seal Kit.....             | 8711    | <b>4-CYL. 2.6 L ENG.; V-6 3.0 L ENG.</b>          |         |
| Control Valve Complete Rebuilding Kit..... | 7885    | Pump Seal Kit.....                                | 8831    |
| Control Valve Seal Kit.....                | 7889    | Rack & Pinion Seal Kit.....                       | 8862    |
| Power Cyl. Complete Rebuilding Kit.....    | 7874    | <b>MX-3</b>                                       |         |
| Power Cyl. Piston Rod Seal Kit.....        | 7877    | <b>1995</b>                                       |         |
| Power Cyl. Boot Kit.....                   | 8901    | <b>4-CYL. 1.6 L ENG.</b>                          |         |
| <b>MAZDA</b>                               |         | Pump Seal Kit.....                                | 8839    |
| <b>B2000 PICKUP</b>                        |         | <b>V-6 1.8 L ENG. (CANADA)</b>                    |         |
| <b>1987-1986</b>                           |         | Pump Seal Kit.....                                | 8799    |
| <b>4-CYL. 2.0 L ENG.</b>                   |         | Rack & Pinion Seal Kit.....                       | 8894    |
| Pump Seal Kit.....                         | 8838    | <b>1994-1992</b>                                  |         |
| Stg. Gear Major Seal Kit.....              | 8855    | <b>4-CYL. 1.6 L ENG.</b>                          |         |
| <b>B2200 PICKUP</b>                        |         | Pump Seal Kit.....                                | 8839    |
| <b>1993-1987</b>                           |         | <b>V-6 1.8 L ENG.</b>                             |         |
| <b>4-CYL. 2.2 L ENG.</b>                   |         | Pump Seal Kit.....                                | 8799    |
| Pump Seal Kit.....                         | 8838    | Rack & Pinion Seal Kit.....                       | 8894    |
| Stg. Gear Major Seal Kit.....              | 8855    | <b>MX-5 MIATA</b>                                 |         |
| <b>B2300 PICKUP</b>                        |         | <b>1995-1994</b>                                  |         |
| <b>1995-1994</b>                           |         | <b>4-CYL. 1.8 L ENG.</b>                          |         |
| <b>4-CYL. 2.3 L ENG.</b>                   |         | Pump Seal Kit.....                                | 8839    |
| Pump Complete Rebuilding Kit.....          | 8527    | Rack & Pinion Seal Kit.....                       | 8864    |
| Pump Seal Kit.....                         | 8526    | <b>1993-1990</b>                                  |         |
| Pump Drive Shaft Seal Kit.....             | 8711    | <b>4-CYL. 1.6 L ENG.</b>                          |         |
| Stg. Gear Major Seal Kit.....              | 8856    | Pump Seal Kit.....                                | 8839    |
| Stg. Gear Input Shaft Seal Kit.....        | 8520    | Rack & Pinion Seal Kit.....                       | 8864    |
| <b>B2600I PICKUP</b>                       |         | <b>MX-6</b>                                       |         |
| <b>1993-1990</b>                           |         | <b>1995-1993</b>                                  |         |
| <b>4-CYL. 2.6 L ENG.</b>                   |         | <b>4-CYL. 2.0 L ENG.; V-6 2.5 L ENG.</b>          |         |
| Stg. Gear Major Seal Kit.....              | 8855    | Pump Seal Kit.....                                | 8799    |
| <b>B3000 PICKUP</b>                        |         | Rack & Pinion Seal Kit.....                       | 8865    |
| <b>1995-1994</b>                           |         | <b>1992-1988</b>                                  |         |
| <b>V-6 3.0 L ENG.</b>                      |         | <b>4-CYL. 2.2 L ENG.</b>                          |         |
| Pump Complete Rebuilding Kit.....          | 8527    | Pump Seal Kit.....                                | 8837    |
| Pump Seal Kit.....                         | 8526    | Rack & Pinion Seal Kit; W/O Turbo.....            | 8647    |
| Pump Drive Shaft Seal Kit.....             | 8711    | Rack & Pinion Seal Kit; W/Turbo.....              | 8733    |
| Stg. Gear Major Seal Kit.....              | 8856    | <b>NAVAJO</b>                                     |         |
| Stg. Gear Input Shaft Seal Kit.....        | 8520    | <b>1994-1991</b>                                  |         |
| <b>B4000 PICKUP</b>                        |         | <b>V-6 4.0 L ENG.</b>                             |         |
| <b>1995-1994</b>                           |         | Pump Complete Rebuilding Kit.....                 | 8527    |
| <b>V-6 4.0 L ENG.</b>                      |         | Pump Seal Kit.....                                | 8526    |
| Pump Complete Rebuilding Kit.....          | 8527    | Pump Drive Shaft Seal Kit.....                    | 8711    |
| Pump Seal Kit.....                         | 8526    | Stg. Gear Complete Rebuilding Kit.....            | 8896    |
| <b>1995-1994</b>                           |         | Stg. Gear Major Seal Kit.....                     | 8897    |

**SYSTEM PUMP & GEAR IDENT.**

**SYSTEM & COMPONENT IDENT.**

**PASS. CARS**

**LIGHT TRUCKS**

**MEDIUM/HEAVY TRUCKS**

**BUSES**

**HOSE NUMERICAL**

**REPAIR KITS**

**KIT NUMERICAL**

**ILLUSTRATIONS**

☆ See Pages A14 - A15 For Pump or Gear Identification.

⊗ Packaged one bushing per box, order as required.

# Power Steering Repair Kits for Passenger Cars and Light Trucks

|   | Application   | Kit No.   | Application   | Kit No.                                |      |
|---|---|---|---|--|------|
| SYSTEM PUMP & GEAR IDENT.                     | <b>MAZDA - Continued</b>                                  |   | <b>MAZDA - Continued</b>  |  |      |
|   | <b>NAVAJO - Continued</b>                                 |   | <b>626 - Continued</b>  |  |      |
|   | 1994-1991 - Continued                                     |   | 1988  |  |      |
|   | V-6 4.0 L ENG. - Continued                                |   | 4-CYL. 2.2 L ENG.   |  |      |
|   |   | Stg. Gear Input Shaft Seal Kit.....                       | 8520  | Pump Seal Kit; W/2-Wheel Stg.....      | 8837 |
|   |   | Stg. Gear Complete Pitman Shaft Seal Kit.....             | 8778  | Rack & Pinion Seal Kit; W/O Turbo..... | 8647 |
|   |   | Stg. Gear Lower Pitman Shaft Seal Kit.....                | 8779  | Rack & Pinion Seal Kit; W/Turbo.....   | 8733 |
|   | <b>PROTEGE</b>  |   | <b>1987-1986</b>  |  |      |
|   | 1995  |   | 4-CYL. 2.0 L ENG.   |  |      |
|   | 4-CYL. 1.5 L ENG.; 4-CYL. 1.8 L ENG.                      |   | Pump Seal Kit.....  |  | 8726 |
|   | Pump Seal Kit.....  | 8839  | Rack & Pinion Seal Kit.....   | 8653                                   |      |
|   | Rack & Pinion Seal Kit.....                               | 8892  | <b>1985-1984</b>  |  |      |
| <b>1994-1992</b>                              |   | 4-CYL. 2.0 L ENG.   |   |  |      |
| 4-CYL. 1.8 L ENG.                             |   | Pump Seal Kit; W/Atsugi P.S. Pump; W/14-Spline Shaft..... |   | 8723                                   |      |
|   | Pump Seal Kit.....  | 8839  | Pump Seal Kit; W/Atsugi P.S. Pump; W/17-Spline Shaft.....                   | 8726                                   |      |
|   | Rack & Pinion Seal Kit.....                               | 8892  | Rack & Pinion Seal Kit.....   | 8653                                   |      |
| <b>1991-1990</b>                              |   | 4-CYL. 2.0 L DIESEL ENG.                                  |   |  |      |
| 4-CYL. 1.8 L ENG.                             |   | Rack & Pinion Seal Kit.....                               |   | 8653                                   |      |
|   | Pump Seal Kit.....  | 8839  | <b>1983</b>   |  |      |
|   | Rack & Pinion Seal Kit.....                               | 8731  | 4-CYL. 2.0 L ENG.   |  |      |
| <b>RX-4</b>                                   |   | Pump Seal Kit; W/Atsugi P.S. Pump; W/14-Spline Shaft..... |   | 8723                                   |      |
| <b>1978-1974</b>                              |   | Pump Seal Kit; W/Atsugi P.S. Pump; W/17-Spline Shaft..... |   | 8726                                   |      |
| 2-ROTOR 80 ENG.                               |   | Rack & Pinion Seal Kit.....                               |   | 8653                                   |      |
|   | Pump Seal Kit.....  | 8603  | <b>929</b>  |  |      |
| <b>RX-7</b>                                   |   | 1995-1992   |   |  |      |
| 1995-1993                                     |   | V-6 3.0 L ENG.  |   |  |      |
| 2-ROTOR 1.3 L ENG.                            |   | Pump Seal Kit.....  |   | 8799                                   |      |
|   | Pump Seal Kit.....  | 8799  | <b>1991-1990</b>  |  |      |
| <b>1991-1986</b>                              |   | V-6 3.0 L ENG.  |   |  |      |
| 2-ROTOR 1.3 L ENG.                            |   | Pump Seal Kit; W/DOHC Eng.....                            |   | 8799                                   |      |
|   | Pump Seal Kit.....  | 8831  | <b>MERCURY</b>  |  |      |
|   | Rack & Pinion Seal Kit.....                               | 8861  | <b>BOBCAT</b>   |  |      |
| <b>1985-1984</b>                              |   | 1980  |   |  |      |
| 2-ROTOR 1.1 L ENG.; 2-ROTOR 1.3 L ENG.        |   | 4-CYL. 2.3 L ENG.   |   |  |      |
|   | Stg. Gear Major Seal Kit.....                             | 8855  | Pump Complete Rebuilding Kit.....   | 8527                                   |      |
| <b>323</b>                                    |   | Pump Seal Kit.....  |   | 8526                                   |      |
| 1995  |   | Pump Drive Shaft Seal Kit.....                            |   | 8711                                   |      |
| 4-CYL. 1.6 L ENG. (CANADA)                    |   | Rack & Pinion Seal Kit.....                               |   | 8591                                   |      |
|   | Pump Seal Kit.....  | 8839  | Rack & Pinion Mounting Kit.....   | 8565                                   |      |
| <b>1994</b>                                   |   | Rack & Pinion Upper Pinion Bearing Kit.....               |   | 8592                                   |      |
| 4-CYL. 1.6 L ENG.; 4-CYL. 1.8 L ENG. (CANADA) |   | <b>1979-1978</b>  |   |  |      |
|   | Pump Seal Kit.....  | 8839  | 4-CYL. 140 ENG.; V-6 171 ENG.   |  |      |
| <b>1993-1990</b>                              |   | Pump Complete Rebuilding Kit.....                         |   | 8527                                   |      |
| 4-CYL. 1.6 L ENG.; 4-CYL. 1.8 L ENG. (CANADA) |   | Pump Seal Kit.....  |   | 8526                                   |      |
|   | Pump Seal Kit.....  | 8839  | Pump Drive Shaft Seal Kit.....  | 8711                                   |      |
|   | Rack & Pinion Seal Kit.....                               | 8731  | Rack & Pinion Seal Kit.....   | 8591                                   |      |
| <b>1989-1986</b>                              |   | Rack & Pinion Mounting Kit.....                           |   | 8565                                   |      |
| 4-CYL. 1.6 L ENG.                             |   | Rack & Pinion Upper Pinion Bearing Kit.....               |   | 8592                                   |      |
|   | Pump Seal Kit.....  | 8836  | <b>1977</b>   |  |      |
|   | Rack & Pinion Seal Kit.....                               | 8887  | 4-CYL. 140 ENG.; V-6 171 ENG.   |  |      |
| <b>626</b>                                    |   | Pump Complete Rebuilding Kit.....                         |   | 8500                                   |      |
| 1995-1993                                     |   | Pump Seal Kit.....  |   | 8501                                   |      |
| 4-CYL. 2.0 L ENG.; V-6 2.5 L ENG.             |   | Pump Drive Shaft Seal Kit.....                            |   | 8711                                   |      |
|   | Pump Seal Kit.....  | 8799  | Rack & Pinion Seal Kit.....   | 8594                                   |      |
|   | Rack & Pinion Seal Kit; W/TRW Rack & Pinion Gear; ☆R..... | 8865  | Rack & Pinion Bellow Kit; Left; W/3-Hole Mount; Jul. 5 & Older.....         | 8562                                   |      |
| <b>1992</b>                                   |   | Rack & Pinion Mounting Kit.....                           |   | 8565                                   |      |
| 4-CYL. 2.2 L ENG.                             |   | Rack & Pinion Upper Pinion Bearing Kit.....               |   | 8592                                   |      |
|   | Pump Seal Kit.....  | 8837  | Rack & Pinion Lower Pinion Bearing Kit; W/3-Hole Mount; Jul. 5 & Older..... | 8595                                   |      |
|   | Rack & Pinion Seal Kit.....                               | 8647  | <b>1976-1975</b>  |  |      |
| <b>1991-1989</b>                              |   | 4-CYL. 140 ENG.; V-6 171 ENG.                             |   |  |      |
| 4-CYL. 2.2 L ENG.                             |   | Pump Complete Rebuilding Kit.....                         |   | 8500                                   |      |
|   | Pump Seal Kit.....  | 8837  | Pump Seal Kit.....  | 8501                                   |      |
|   | Rack & Pinion Seal Kit; W/O Turbo.....                    | 8647  | Pump Drive Shaft Seal Kit.....  | 8711                                   |      |
|   | Rack & Pinion Seal Kit; W/Turbo.....                      | 8733  | Rack & Pinion Seal Kit.....   | 8594                                   |      |
|   |   |   | Rack & Pinion Bellow Kit; Left.....   | 8562                                   |      |
|   |   |   | Rack & Pinion Mounting Kit.....   | 8565                                   |      |
|   |   |   | Rack & Pinion Upper Pinion Bearing Kit.....                                 | 8592                                   |      |
|   |   |   | Rack & Pinion Lower Pinion Bearing Kit.....                                 | 8595                                   |      |

☆ See Pages A14 - A15 For Pump or Gear Identification.

⊗ Packaged one bushing per box, order as required.

# Power Steering Repair Kits for Passenger Cars and Light Trucks

| Application   | Kit No. | Application  | Kit No. |
|---|---------|--|---------|
| <b>MERCURY - Continued</b>  |         | <b>MERCURY - Continued</b>   |         |
| <b>CAPRI</b>  |         | <b>COLONY PARK - Continued</b>   |         |
| <b>1994-1991</b>  |         | <b>1974 - Continued</b>  |         |
| <b>4-CYL. 1.6 L ENG.</b>  |         | <b>V-8 400 ENG. - Continued</b>  |         |
| Pump Seal Kit.....  | 8836    | Stg. Gear Input Shaft Seal Kit.....                                    | 8520    |
| Rack & Pinion Seal Kit.....   | 8887    | Stg. Gear Complete Pitman Shaft Seal Kit.....                          | 8769    |
|   |         | Stg. Gear Lower Pitman Shaft Seal Kit.....                             | 8531    |
| <b>1986-1983</b>  |         | <b>V-8 460 ENG.</b>  |         |
| <b>4-CYL. 2.3 L ENG.; V-6 3.8 L ENG.; V-8 5.0 L ENG.</b>                    |         | Pump Complete Rebuilding Kit.....                                      | 7910    |
| Pump Complete Rebuilding Kit.....   | 8527    | Pump Seal Kit.....   | 7918    |
| Pump Seal Kit.....  | 8526    | Pump Drive Shaft Seal Kit.....   | 8709    |
| Pump Drive Shaft Seal Kit.....  | 8711    | Stg. Gear Complete Rebuilding Kit; W/Ford Stg. Gear; W/O Tag           |         |
| Rack & Pinion Seal Kit.....   | 8589    | SPA-AA; ☆P.....  | 8540    |
| Rack & Pinion Mounting Kit.....   | 8565    | Stg. Gear Complete Rebuilding Kit; W/Ford Stg. Gear; W/Tag             |         |
| Rack & Pinion Upper Pinion Bearing Kit.....                                 | 8588    | SPA-AA; ☆P.....  | 8509    |
|   |         | Stg. Gear Major Seal Kit; W/Ford Stg. Gear; W/O Tag SPA-AA; ☆P.....    | 8532    |
|   |         | Stg. Gear Major Seal Kit; W/Ford Stg. Gear; W/Tag SPA-AA; ☆P.....      | 7642    |
|   |         | Stg. Gear Input Shaft Seal Kit.....                                    | 8520    |
|   |         | Stg. Gear Complete Pitman Shaft Seal Kit.....                          | 8769    |
|   |         | Stg. Gear Lower Pitman Shaft Seal Kit.....                             | 8531    |
| <b>1982</b>   |         | <b>1973</b>  |         |
| <b>4-CYL. 2.3 L ENG.; 6-CYL. 3.3 L ENG.; V-8 4.2 L ENG.; V-8 5.0 L ENG.</b> |         | <b>V-8 400 ENG.</b>  |         |
| Pump Complete Rebuilding Kit.....   | 8527    | Pump Complete Rebuilding Kit.....                                      | 8500    |
| Pump Seal Kit.....  | 8526    | Pump Seal Kit.....   | 8501    |
| Pump Drive Shaft Seal Kit.....  | 8711    | Pump Drive Shaft Seal Kit.....   | 8711    |
| Rack & Pinion Seal Kit; W/Ford Stg. Gear; ☆Q.....                           | 8589    | Stg. Gear Complete Rebuilding Kit; W/Ford Stg. Gear; W/O Tag           |         |
| Rack & Pinion Seal Kit; W/TRW Stg. Gear; ☆R.....                            | 8591    | SPA-AA; ☆P.....  | 8540    |
| Rack & Pinion Mounting Kit.....   | 8565    | Stg. Gear Complete Rebuilding Kit; W/Ford Stg. Gear; W/Tag             |         |
| Rack & Pinion Upper Pinion Bearing Kit.....                                 | 8588    | SPA-AA; ☆P.....  | 8509    |
|   |         | Stg. Gear Major Seal Kit; W/Ford Stg. Gear; W/O Tag SPA-AA; ☆P.....    | 8532    |
|   |         | Stg. Gear Major Seal Kit; W/Ford Stg. Gear; W/Tag SPA-AA; ☆P.....      | 7642    |
|   |         | Stg. Gear Input Shaft Seal Kit.....                                    | 8520    |
|   |         | Stg. Gear Complete Pitman Shaft Seal Kit.....                          | 8769    |
|   |         | Stg. Gear Lower Pitman Shaft Seal Kit.....                             | 8531    |
| <b>1981-1980</b>  |         | <b>V-8 429 ENG.; V-8 460 ENG.</b>                                      |         |
| <b>4-CYL. 2.3 L ENG.; 6-CYL. 3.3 L ENG.; V-8 4.2 L ENG.</b>                 |         | Pump Complete Rebuilding Kit.....                                      | 7910    |
| Pump Complete Rebuilding Kit.....   | 8527    | Pump Seal Kit.....   | 7918    |
| Pump Seal Kit.....  | 8526    | Pump Drive Shaft Seal Kit.....   | 8709    |
| Pump Drive Shaft Seal Kit.....  | 8711    | Stg. Gear Complete Rebuilding Kit; W/Ford Stg. Gear; W/O Tag           |         |
| Rack & Pinion Seal Kit; W/Ford Stg. Gear; ☆Q.....                           | 8589    | SPA-AA; ☆P.....  | 8540    |
| Rack & Pinion Seal Kit; W/TRW Stg. Gear; ☆R.....                            | 8591    | Stg. Gear Complete Rebuilding Kit; W/Ford Stg. Gear; W/Tag             |         |
| Rack & Pinion Mounting Kit.....   | 8565    | SPA-AA; ☆P.....  | 8509    |
| Rack & Pinion Upper Pinion Bearing Kit.....                                 | 8588    | Stg. Gear Major Seal Kit; W/Ford Stg. Gear; W/O Tag SPA-AA; ☆P.....    | 8532    |
|   |         | Stg. Gear Major Seal Kit; W/Ford Stg. Gear; W/Tag SPA-AA; ☆P.....      | 7642    |
|   |         | Stg. Gear Input Shaft Seal Kit.....                                    | 8520    |
|   |         | Stg. Gear Complete Pitman Shaft Seal Kit.....                          | 8769    |
|   |         | Stg. Gear Lower Pitman Shaft Seal Kit.....                             | 8531    |
| <b>1979</b>   |         | <b>1972-1971</b>   |         |
| <b>4-CYL. 140 ENG.; 6-CYL. 200 ENG.; V-6 171 ENG.; V-8 302 ENG.</b>         |         | <b>V-8 400 ENG.; V-8 429 ENG.</b>                                      |         |
| Pump Complete Rebuilding Kit.....   | 8527    | Pump Complete Rebuilding Kit.....                                      | 8500    |
| Pump Seal Kit.....  | 8526    | Pump Seal Kit.....   | 8501    |
| Pump Drive Shaft Seal Kit.....  | 8711    | Pump Drive Shaft Seal Kit.....   | 8711    |
| Rack & Pinion Seal Kit; W/Ford Stg. Gear; ☆Q.....                           | 8589    | Stg. Gear Complete Rebuilding Kit.....                                 | 8509    |
| Rack & Pinion Seal Kit; W/TRW Stg. Gear; ☆R.....                            | 8591    | Stg. Gear Major Seal Kit.....  | 7642    |
| Rack & Pinion Mounting Kit.....   | 8565    | Stg. Gear Input Shaft Seal Kit.....                                    | 8520    |
| Rack & Pinion Upper Pinion Bearing Kit.....                                 | 8588    | Stg. Gear Complete Pitman Shaft Seal Kit.....                          | 8769    |
|   |         | Stg. Gear Lower Pitman Shaft Seal Kit.....                             | 8531    |
| <b>COLONY PARK</b>  |         | <b>COMET</b>   |         |
| <b>1991-1989</b>  |         | <b>1977-1973</b>   |         |
| <b>V-8 5.0 L ENG.</b>   |         | <b>6-CYL. 200 ENG.; 6-CYL. 250 ENG.; V-8 302 ENG.</b>                  |         |
| Pump Complete Rebuilding Kit.....   | 8527    | Pump Complete Rebuilding Kit.....                                      | 8500    |
| Pump Seal Kit.....  | 8526    | Pump Seal Kit.....   | 8501    |
| Pump Drive Shaft Seal Kit.....  | 8711    | Pump Drive Shaft Seal Kit.....   | 8711    |
| Stg. Gear Complete Rebuilding Kit.....                                      | 8896    | Stg. Gear Complete Rebuilding Kit.....                                 | 8509    |
| Stg. Gear Major Seal Kit.....   | 8897    | Stg. Gear Major Seal Kit.....  | 7642    |
| Stg. Gear Input Shaft Seal Kit.....   | 8520    | Stg. Gear Input Shaft Seal Kit.....                                    | 8520    |
| Stg. Gear Complete Pitman Shaft Seal Kit.....                               | 8778    | Stg. Gear Complete Pitman Shaft Seal Kit.....                          | 8768    |
| Stg. Gear Lower Pitman Shaft Seal Kit.....                                  | 8779    | Stg. Gear Lower Pitman Shaft Seal Kit.....                             | 8515    |
| <b>1988-1987</b>  |         | <b>1972-1973</b>   |         |
| <b>V-8 5.0 L ENG.; V-8 5.8 L ENG. (CANADA)</b>                              |         | <b>6-CYL. 200 ENG.; 6-CYL. 250 ENG.; V-8 302 ENG.</b>                  |         |
| Pump Complete Rebuilding Kit.....   | 8527    | Pump Complete Rebuilding Kit.....                                      | 8500    |
| Pump Seal Kit.....  | 8526    | Pump Seal Kit.....   | 8501    |
| Pump Drive Shaft Seal Kit.....  | 8711    | Pump Drive Shaft Seal Kit.....   | 8711    |
| Stg. Gear Complete Rebuilding Kit.....                                      | 8896    | Control Valve Complete Rebuilding Kit.....                             | 7885    |
| Stg. Gear Major Seal Kit.....   | 8897    | Control Valve Seal Kit.....  | 7889    |
| Stg. Gear Input Shaft Seal Kit.....   | 8520    | Power Cyl. Complete Rebuilding Kit.....                                | 7874    |
| Stg. Gear Complete Pitman Shaft Seal Kit.....                               | 8778    | Power Cyl. Piston Rod Seal Kit.....                                    | 7877    |
| Stg. Gear Lower Pitman Shaft Seal Kit.....                                  | 8779    | Power Cyl. Boot Kit.....   | 8901    |
| <b>1974</b>   |         | <b>1972-1971</b>   |         |
| <b>V-8 400 ENG.</b>   |         | <b>6-CYL. 170 ENG.; 6-CYL. 200 ENG.; 6-CYL. 250 ENG.; V-8 302 ENG.</b> |         |
| Pump Complete Rebuilding Kit.....   | 8500    | Pump Complete Rebuilding Kit.....                                      | 8500    |
| Pump Seal Kit.....  | 8501    | Pump Seal Kit.....   | 8501    |
| Pump Drive Shaft Seal Kit.....  | 8711    | Pump Drive Shaft Seal Kit.....   | 8711    |
| Stg. Gear Complete Rebuilding Kit; W/Ford Stg. Gear; W/O Tag                |         | Control Valve Complete Rebuilding Kit.....                             | 7885    |
| SPA-AA; ☆P.....   | 8540    | Control Valve Seal Kit.....  | 7889    |
| Stg. Gear Complete Rebuilding Kit; W/Ford Stg. Gear; W/Tag                  |         | Power Cyl. Complete Rebuilding Kit.....                                | 7874    |
| SPA-AA; ☆P.....   | 8509    | Power Cyl. Piston Rod Seal Kit.....                                    | 7877    |
| Stg. Gear Major Seal Kit; W/Ford Stg. Gear; W/O Tag SPA-AA; ☆P.....         | 8532    | Power Cyl. Boot Kit.....   | 8901    |
| Stg. Gear Major Seal Kit; W/Ford Stg. Gear; W/Tag SPA-AA; ☆P.....           | 7642    |  |         |

☆ See Pages A14 - A15 For Pump or Gear Identification.

⊙ Packaged one bushing per box, order as required.

SYSTEM  
PUMP &  
GEAR  
IDENT.

SYSTEM &  
COM-  
PONENT  
IDENT.

PASS.  
CARS

LIGHT  
TRUCKS

MEDIUM/  
HEAVY  
TRUCKS

BUSES

HOSE  
NUMER-  
ICAL

REPAIR  
KITS

KIT  
NUMER-  
ICAL

ILLUSTRATIONS



# Power Steering Repair Kits for Passenger Cars and Light Trucks

|                           | Application   | Kit No.   | Application  | Kit No.                                     |                                |      |
|---------------------------|---|---|--|---|--------------------------------|------|
| SYSTEM PUMP & GEAR IDENT. | <b>MERCURY - Continued</b>  |   | <b>MERCURY - Continued</b>                                 |   |                                |      |
|                           | <b>COMET - Continued</b>  |   | <b>COMET - Continued</b>                                   |   |                                |      |
|                           | 1972-1971 - Continued   |   | 1963 - Continued   |   |                                |      |
|                           | 6-CYL. 170 ENG.; 6-CYL. 200 ENG.; 6-CYL. 250 ENG.; V-8 302 ENG. - Continued |   | 6-CYL. 144 ENG.; 6-CYL. 170 ENG.; V-8 260 ENG. - Continued |   |                                |      |
|                           |   | Power Cyl. Piston Rod Seal Kit.....                       | 7877   | Power Cyl. Piston Rod Seal Kit.....         | 7877                           |      |
|                           |   | Power Cyl. Boot Kit.....                                  | 8901   | Power Cyl. Boot Kit.....                    | 8901                           |      |
|                           | SYSTEM & COMPONENT IDENT.   | <b>1969</b>   |  | <b>1962</b>                                 |                                |      |
|                           |   | 6-CYL. 250 ENG.; V-8 302 ENG.; V-8 351 ENG.; V-8 390 ENG. |  | 6-CYL. 144 ENG.; 6-CYL. 170 ENG.            |                                |      |
|                           |   |   | Pump Complete Rebuilding Kit.....                          | 8500  | Pump Seal Kit.....             | 7168 |
|                           |   |   | Pump Seal Kit.....   | 8501  | Pump Drive Shaft Seal Kit..... | 8713 |
|                           |   | Pump Drive Shaft Seal Kit.....                            | 8711   | Control Valve Complete Rebuilding Kit.....  | 7885                           |      |
|                           |   | Control Valve Complete Rebuilding Kit.....                | 7885   | Control Valve Seal Kit.....                 | 7889                           |      |
|                           |   | Control Valve Seal Kit.....                               | 7889   | Power Cyl. Complete Rebuilding Kit.....     | 7874                           |      |
|                           |   | Power Cyl. Complete Rebuilding Kit.....                   | 7874   | Power Cyl. Piston Rod Seal Kit.....         | 7877                           |      |
|                           |   | Power Cyl. Piston Rod Seal Kit.....                       | 7877   | Power Cyl. Boot Kit.....                    | 8901                           |      |
|                           |   | Power Cyl. Boot Kit.....                                  | 8901   |   |                                |      |
| PASS. CARS                | <b>1968</b>   |   | <b>1961</b>  |   |                                |      |
|                           | 6-CYL. 200 ENG.; V-8 302 ENG.; V-8 390 ENG.; V-8 427 ENG.; V-8 428 ENG.     |   | 6-CYL. 144 ENG.; 6-CYL. 170 ENG.                           |   |                                |      |
|                           |   | Pump Complete Rebuilding Kit.....                         | 8500   | Pump Seal Kit.....                          | 7168                           |      |
|                           |   | Pump Seal Kit.....  | 8501   | Pump Drive Shaft Seal Kit.....              | 8713                           |      |
|                           |   | Pump Drive Shaft Seal Kit.....                            | 8711   | Power Cyl. Complete Rebuilding Kit.....     | 7875                           |      |
|                           |   | Control Valve Complete Rebuilding Kit.....                | 7885   | Power Cyl. Piston Rod Seal Kit.....         | 7877                           |      |
|                           |   | Control Valve Seal Kit.....                               | 7889   |   |                                |      |
|                           |   | Power Cyl. Complete Rebuilding Kit.....                   | 7874   |   |                                |      |
|                           |   | Power Cyl. Piston Rod Seal Kit.....                       | 7877   |   |                                |      |
|                           |   | Power Cyl. Boot Kit.....                                  | 8901   |   |                                |      |
| LIGHT TRUCKS              | <b>1967-1966</b>  |   | <b>1960</b>  |   |                                |      |
|                           | 6-CYL. 200 ENG.; V-8 289 ENG.; V-8 390 ENG.                                 |   | 6-CYL. 144 ENG.  |   |                                |      |
|                           |   | Pump Complete Rebuilding Kit.....                         | 8500   | Pump Seal Kit.....                          | 7168                           |      |
|                           |   | Pump Seal Kit.....  | 8501   | Pump Drive Shaft Seal Kit.....              | 8713                           |      |
|                           |   | Pump Drive Shaft Seal Kit.....                            | 8711   | Power Cyl. Complete Rebuilding Kit.....     | 7875                           |      |
|                           |   | Control Valve Complete Rebuilding Kit.....                | 7885   | Power Cyl. Piston Rod Seal Kit.....         | 7877                           |      |
|                           |   | Control Valve Seal Kit.....                               | 7889   |   |                                |      |
|                           |   | Power Cyl. Complete Rebuilding Kit.....                   | 7874   |   |                                |      |
|                           |   | Power Cyl. Piston Rod Seal Kit.....                       | 7877   |   |                                |      |
|                           |   | Power Cyl. Boot Kit.....                                  | 8901   |   |                                |      |
| MEDIUM/HEAVY TRUCKS       | <b>1965</b>   |   | <b>COUGAR</b>  |   |                                |      |
|                           | 6-CYL. 200 ENG.   |   | <b>1995-1994</b>   |   |                                |      |
|                           |   | Pump Complete Rebuilding Kit; W/Ford P.S. Pump; ☆C.....   | 8500   | V-6 3.8 L ENG.                              |                                |      |
|                           |   | Pump Seal Kit; W/Eaton P.S. Pump; ☆A.....                 | 7168   | Pump Complete Rebuilding Kit.....           | 8527                           |      |
|                           |   | Pump Seal Kit; W/Ford P.S. Pump; ☆C.....                  | 8501   | Pump Seal Kit.....                          | 8526                           |      |
|                           |   | Pump Drive Shaft Seal Kit; W/Eaton P.S. Pump; ☆A.....     | 8713   | Pump Drive Shaft Seal Kit.....              | 8711                           |      |
|                           |   | Pump Drive Shaft Seal Kit; W/Ford P.S. Pump; ☆C.....      | 8711   | Rack & Pinion Seal Kit.....                 | 8621                           |      |
|                           |   | Control Valve Complete Rebuilding Kit.....                | 7885   | Rack & Pinion Mounting Kit.....             | ⊗8565                          |      |
|                           |   | Control Valve Seal Kit.....                               | 7889   | Rack & Pinion Upper Pinion Bearing Kit..... | 8588                           |      |
|                           |   | Power Cyl. Complete Rebuilding Kit.....                   | 7874   |   |                                |      |
| BUSES                     | <b>1965</b>   |   | <b>V-8 4.6 L ENG.</b>                                      |   |                                |      |
|                           | 6-CYL. 200 ENG.   |   | Pump Seal Kit.....   |   | 8634                           |      |
|                           |   | Pump Complete Rebuilding Kit; W/Ford P.S. Pump; ☆C.....   | 8500   | Pump Drive Shaft Seal Kit.....              | 8635                           |      |
|                           |   | Pump Seal Kit; W/Eaton P.S. Pump; ☆A.....                 | 7168   | Rack & Pinion Seal Kit.....                 | 8621                           |      |
|                           |   | Pump Seal Kit; W/Ford P.S. Pump; ☆C.....                  | 8501   | Rack & Pinion Mounting Kit.....             | ⊗8565                          |      |
|                           |   | Pump Drive Shaft Seal Kit; W/Eaton P.S. Pump; ☆A.....     | 8713   | Rack & Pinion Upper Pinion Bearing Kit..... | 8588                           |      |
|                           |   | Pump Drive Shaft Seal Kit; W/Ford P.S. Pump; ☆C.....      | 8711   |   |                                |      |
|                           |   | Control Valve Complete Rebuilding Kit.....                | 7885   |   |                                |      |
|                           |   | Control Valve Seal Kit.....                               | 7889   |   |                                |      |
|                           |   | Power Cyl. Complete Rebuilding Kit.....                   | 7874   |   |                                |      |
| HOSE NUMERICAL            | <b>1965</b>   |   | <b>1993-1991</b>   |   |                                |      |
|                           | 6-CYL. 200 ENG.   |   | V-6 3.8 L ENG.; V-8 5.0 L ENG.                             |   |                                |      |
|                           |   | Pump Complete Rebuilding Kit.....                         | 8500   | Pump Complete Rebuilding Kit.....           | 8527                           |      |
|                           |   | Pump Seal Kit.....  | 8501   | Pump Seal Kit.....                          | 8526                           |      |
|                           |   | Pump Drive Shaft Seal Kit.....                            | 8711   | Pump Drive Shaft Seal Kit.....              | 8711                           |      |
|                           |   | Control Valve Complete Rebuilding Kit.....                | 7885   | Rack & Pinion Seal Kit.....                 | 8621                           |      |
|                           |   | Control Valve Seal Kit.....                               | 7889   | Rack & Pinion Mounting Kit.....             | ⊗8565                          |      |
|                           |   | Power Cyl. Complete Rebuilding Kit.....                   | 7874   | Rack & Pinion Upper Pinion Bearing Kit..... | 8588                           |      |
|                           |   | Power Cyl. Piston Rod Seal Kit.....                       | 7877   |   |                                |      |
|                           |   | Power Cyl. Boot Kit.....                                  | 8901   |   |                                |      |
| REPAIR KITS               | <b>V-8 289 ENG.</b>   |   | <b>1990-1989</b>   |   |                                |      |
|                           | Pump Complete Rebuilding Kit.....   |   | V-6 3.8 L ENG.   |   |                                |      |
|                           |   | Pump Seal Kit.....  | 8500   | Pump Complete Rebuilding Kit.....           | 8527                           |      |
|                           |   | Pump Drive Shaft Seal Kit.....                            | 8501   | Pump Seal Kit.....                          | 8526                           |      |
|                           |   | Control Valve Complete Rebuilding Kit.....                | 8711   | Pump Drive Shaft Seal Kit.....              | 8711                           |      |
|                           |   | Control Valve Seal Kit.....                               | 7885   | Rack & Pinion Seal Kit.....                 | 8621                           |      |
|                           |   | Power Cyl. Complete Rebuilding Kit.....                   | 7889   | Rack & Pinion Mounting Kit.....             | ⊗8565                          |      |
|                           |   | Power Cyl. Piston Rod Seal Kit.....                       | 7874   | Rack & Pinion Upper Pinion Bearing Kit..... | 8588                           |      |
|                           |   | Power Cyl. Piston Rod Seal Kit.....                       | 7877   |   |                                |      |
|                           |   | Power Cyl. Boot Kit.....                                  | 8901   |   |                                |      |
| KIT NUMERICAL             | <b>1964</b>   |   | <b>1988-1987</b>   |   |                                |      |
|                           | 6-CYL. 170 ENG.; 6-CYL. 200 ENG.; V-8 260 ENG.; V-8 289 ENG.                |   | V-6 3.8 L ENG.; V-8 5.0 L ENG.                             |   |                                |      |
|                           |   | Pump Seal Kit.....  | 7168   | Pump Complete Rebuilding Kit.....           | 8527                           |      |
|                           |   | Pump Drive Shaft Seal Kit.....                            | 8713   | Pump Seal Kit.....                          | 8526                           |      |
|                           |   | Control Valve Complete Rebuilding Kit.....                | 7885   | Pump Drive Shaft Seal Kit.....              | 8711                           |      |
|                           |   | Control Valve Seal Kit.....                               | 7889   | Rack & Pinion Seal Kit.....                 | 8589                           |      |
|                           |   | Power Cyl. Complete Rebuilding Kit.....                   | 7874   | Rack & Pinion Mounting Kit.....             | ⊗8565                          |      |
|                           |   | Power Cyl. Piston Rod Seal Kit.....                       | 7877   | Rack & Pinion Upper Pinion Bearing Kit..... | 8588                           |      |
|                           |   | Power Cyl. Piston Rod Seal Kit.....                       | 7877   |   |                                |      |
|                           |   | Power Cyl. Boot Kit.....                                  | 8901   |   |                                |      |
| ILLUSTRATIONS             | <b>1963</b>   |   | <b>1986-1984</b>   |   |                                |      |
|                           | 6-CYL. 144 ENG.; 6-CYL. 170 ENG.; V-8 260 ENG.                              |   | 4-CYL. 2.3 L ENG.; V-6 3.8 L ENG.; V-8 5.0 L ENG.          |   |                                |      |
|                           |   | Pump Seal Kit.....  | 7168   | Pump Complete Rebuilding Kit.....           | 8527                           |      |
|                           |   | Pump Drive Shaft Seal Kit.....                            | 8713   | Pump Seal Kit.....                          | 8526                           |      |
|                           |   | Control Valve Complete Rebuilding Kit.....                | 7885   | Pump Drive Shaft Seal Kit.....              | 8711                           |      |
|                           |   | Control Valve Seal Kit.....                               | 7889   | Rack & Pinion Seal Kit.....                 | 8589                           |      |
|                           |   | Power Cyl. Complete Rebuilding Kit.....                   | 7874   | Rack & Pinion Mounting Kit.....             | ⊗8565                          |      |
|                           |   | Power Cyl. Piston Rod Seal Kit.....                       | 7877   | Rack & Pinion Upper Pinion Bearing Kit..... | 8588                           |      |
|                           |   | Power Cyl. Piston Rod Seal Kit.....                       | 7877   |   |                                |      |
|                           |   | Power Cyl. Boot Kit.....                                  | 8901   |   |                                |      |

☆ See Pages A14 - A15 For Pump or Gear Identification.

⊗ Packaged one bushing per box, order as required.

# Power Steering Repair Kits for Passenger Cars and Light Trucks

| Application   | Kit No. | Application  | Kit No. |
|---|---------|--|---------|
| <b>MERCURY - Continued</b>  |         | <b>MERCURY - Continued</b>   |         |
| <b>COUGAR - Continued</b>   |         | <b>COUGAR - Continued</b>  |         |
| <b>1983</b>   |         | <b>1977 - Continued</b>  |         |
| <b>V-6 3.8 L ENG.; V-8 5.0 L ENG.</b>                                       |         | <b>V-8 302 ENG.; V-8 351 ENG.; V-8 400 ENG. - Continued</b>                  |         |
| Pump Complete Rebuilding Kit.....   | 8527    | Stg. Gear Major Seal Kit; W/Saginaw Stg. Gear; ☆N.....                       | 7860    |
| Pump Seal Kit.....  | 8526    | Stg. Gear Input Shaft Seal Kit; W/Ford Stg. Gear; ☆P.....                    | 8520    |
| Pump Drive Shaft Seal Kit.....  | 8711    | Stg. Gear Input Shaft Seal Kit; W/Saginaw Stg. Gear; ☆N.....                 | 7095    |
| Rack & Pinion Seal Kit.....   | 8589    | Stg. Gear Complete Pitman Shaft Seal Kit; W/Ford Stg. Gear; ☆P.....          | 8769    |
| Rack & Pinion Mounting Kit.....   | 8565    | Stg. Gear Complete Pitman Shaft Seal Kit; W/Saginaw Stg. Gear; ☆N.....       | 8766    |
| Rack & Pinion Upper Pinion Bearing Kit.....                                 | 8588    | Stg. Gear Lower Pitman Shaft Seal Kit; W/Ford Stg. Gear; ☆P.....             | 8531    |
| <b>1982</b>   |         | Stg. Gear Lower Pitman Shaft Seal Kit; W/Saginaw Stg. Gear; ☆N.....          | 7856    |
| <b>4-CYL. 2.3 L ENG.; 6-CYL. 3.3 L ENG.; V-6 3.8 L ENG.; V-8 4.2 L ENG.</b> |         | <b>1976-1975</b>   |         |
| Pump Complete Rebuilding Kit.....   | 8527    | <b>V-8 351 ENG.; V-8 400 ENG.; V-8 460 ENG.</b>                              |         |
| Pump Seal Kit.....  | 8526    | Pump Complete Rebuilding Kit.....  | 8500    |
| Pump Drive Shaft Seal Kit.....  | 8711    | Pump Seal Kit.....   | 8501    |
| Rack & Pinion Seal Kit.....   | 8589    | Pump Drive Shaft Seal Kit.....   | 8711    |
| Rack & Pinion Mounting Kit.....   | 8565    | Stg. Gear Complete Rebuilding Kit; W/Ford Stg. Gear; ☆P.....                 | 8540    |
| Rack & Pinion Upper Pinion Bearing Kit.....                                 | 8588    | Stg. Gear Complete Rebuilding Kit; W/Saginaw Stg. Gear; ☆N.....              | 7858    |
| <b>1981</b>   |         | Stg. Gear Major Seal Kit; W/Ford Stg. Gear; ☆P.....                          | 8532    |
| <b>4-CYL. 2.3 L ENG.; 6-CYL. 3.3 L ENG.; V-8 4.2 L ENG.; V-8 5.0 L ENG.</b> |         | Stg. Gear Major Seal Kit; W/Saginaw Stg. Gear; ☆N.....                       | 7860    |
| Pump Complete Rebuilding Kit.....   | 8527    | Stg. Gear Input Shaft Seal Kit; W/Ford Stg. Gear; ☆P.....                    | 8520    |
| Pump Seal Kit.....  | 8526    | Stg. Gear Input Shaft Seal Kit; W/Saginaw Stg. Gear; ☆N.....                 | 7095    |
| Pump Drive Shaft Seal Kit.....  | 8711    | Stg. Gear Complete Pitman Shaft Seal Kit; W/Ford Stg. Gear; ☆P.....          | 8769    |
| Rack & Pinion Seal Kit.....   | 8589    | Stg. Gear Complete Pitman Shaft Seal Kit; W/Saginaw Stg. Gear; ☆N.....       | 8766    |
| Rack & Pinion Mounting Kit.....   | 8565    | Stg. Gear Lower Pitman Shaft Seal Kit; W/Ford Stg. Gear; ☆P.....             | 8531    |
| Rack & Pinion Upper Pinion Bearing Kit.....                                 | 8588    | Stg. Gear Lower Pitman Shaft Seal Kit; W/Saginaw Stg. Gear; ☆N.....          | 7856    |
| <b>1980</b>   |         | <b>1974</b>  |         |
| <b>6-CYL. 3.3 L ENG.; V-8 4.2 L ENG.; V-8 5.0 L ENG.</b>                    |         | <b>V-8 351 ENG.; V-8 400 ENG.; V-8 460 ENG.</b>                              |         |
| Pump Complete Rebuilding Kit.....   | 8527    | Pump Complete Rebuilding Kit.....  | 8500    |
| Pump Seal Kit.....  | 8526    | Pump Seal Kit.....   | 8501    |
| Pump Drive Shaft Seal Kit.....  | 8711    | Pump Drive Shaft Seal Kit.....   | 8711    |
| Rack & Pinion Seal Kit.....   | 8589    | Stg. Gear Complete Rebuilding Kit; W/Ford Stg. Gear; W/O Tag SPA-AA; ☆P..... | 8540    |
| Rack & Pinion Mounting Kit.....   | 8565    | Stg. Gear Complete Rebuilding Kit; W/Ford Stg. Gear; W/Tag SPA-AA; ☆P.....   | 8509    |
| Rack & Pinion Upper Pinion Bearing Kit.....                                 | 8588    | Stg. Gear Complete Rebuilding Kit; W/Saginaw Stg. Gear; ☆N.....              | 7858    |
| <b>1979</b>   |         | Stg. Gear Major Seal Kit; W/Ford Stg. Gear; W/O Tag SPA-AA; ☆P.....          | 8532    |
| <b>V-8 302 ENG.; V-8 351 ENG.</b>   |         | Stg. Gear Major Seal Kit; W/Ford Stg. Gear; W/Tag SPA-AA; ☆P.....            | 7642    |
| Pump Complete Rebuilding Kit.....   | 8527    | Stg. Gear Major Seal Kit; W/Saginaw Stg. Gear; ☆N.....                       | 7860    |
| Pump Seal Kit.....  | 8526    | Stg. Gear Input Shaft Seal Kit; W/Ford Stg. Gear; ☆P.....                    | 8520    |
| Pump Drive Shaft Seal Kit.....  | 8711    | Stg. Gear Input Shaft Seal Kit; W/Saginaw Stg. Gear; ☆N.....                 | 7095    |
| Stg. Gear Complete Rebuilding Kit; W/Ford Stg. Gear; ☆P.....                | 8896    | Stg. Gear Complete Pitman Shaft Seal Kit; W/Ford Stg. Gear; ☆P.....          | 8769    |
| Stg. Gear Complete Rebuilding Kit; W/Saginaw Stg. Gear; ☆N.....             | 7858    | Stg. Gear Complete Pitman Shaft Seal Kit; W/Saginaw Stg. Gear; ☆N.....       | 8766    |
| Stg. Gear Major Seal Kit; W/Ford Stg. Gear; ☆P.....                         | 8897    | Stg. Gear Lower Pitman Shaft Seal Kit; W/Ford Stg. Gear; ☆P.....             | 8531    |
| Stg. Gear Major Seal Kit; W/Saginaw Stg. Gear; ☆N.....                      | 7860    | Stg. Gear Lower Pitman Shaft Seal Kit; W/Saginaw Stg. Gear; ☆N.....          | 7856    |
| Stg. Gear Input Shaft Seal Kit; W/Ford Stg. Gear; ☆P.....                   | 8520    | <b>1973-1972</b>   |         |
| Stg. Gear Input Shaft Seal Kit; W/Saginaw Stg. Gear; ☆N.....                | 7095    | <b>V-8 351 ENG.</b>  |         |
| Stg. Gear Complete Pitman Shaft Seal Kit; W/Ford Stg. Gear; ☆P.....         | 8778    | Pump Complete Rebuilding Kit.....  | 8500    |
| Stg. Gear Complete Pitman Shaft Seal Kit; W/Saginaw Stg. Gear; ☆N.....      | 8766    | Pump Seal Kit.....   | 8501    |
| Stg. Gear Lower Pitman Shaft Seal Kit; W/Ford Stg. Gear; ☆P.....            | 8779    | Pump Drive Shaft Seal Kit.....   | 8711    |
| Stg. Gear Lower Pitman Shaft Seal Kit; W/Saginaw Stg. Gear; ☆N.....         | 7856    | Stg. Gear Complete Rebuilding Kit.....                                       | 7858    |
| <b>1978</b>   |         | Stg. Gear Major Seal Kit.....  | 7860    |
| <b>V-8 302 ENG.; V-8 351 ENG.; V-8 400 ENG.</b>                             |         | Stg. Gear Input Shaft Seal Kit.....  | 7095    |
| Pump Complete Rebuilding Kit.....   | 8527    | Stg. Gear Complete Pitman Shaft Seal Kit.....                                | 8766    |
| Pump Seal Kit.....  | 8526    | Stg. Gear Lower Pitman Shaft Seal Kit.....                                   | 7856    |
| Pump Drive Shaft Seal Kit.....  | 8711    | <b>1971</b>  |         |
| Stg. Gear Complete Rebuilding Kit; W/Ford Stg. Gear; ☆P.....                | 8896    | <b>V-8 351 ENG.; V-8 429 ENG.</b>  |         |
| Stg. Gear Complete Rebuilding Kit; W/Saginaw Stg. Gear; ☆N.....             | 7858    | Pump Complete Rebuilding Kit.....  | 8500    |
| Stg. Gear Major Seal Kit; W/Ford Stg. Gear; ☆P.....                         | 8897    | Pump Seal Kit.....   | 8501    |
| Stg. Gear Major Seal Kit; W/Saginaw Stg. Gear; ☆N.....                      | 7860    | Pump Drive Shaft Seal Kit.....   | 8711    |
| Stg. Gear Input Shaft Seal Kit; W/Ford Stg. Gear; ☆P.....                   | 8520    | Stg. Gear Complete Rebuilding Kit.....                                       | 7858    |
| Stg. Gear Input Shaft Seal Kit; W/Saginaw Stg. Gear; ☆N.....                | 7095    | Stg. Gear Major Seal Kit.....  | 7860    |
| Stg. Gear Complete Pitman Shaft Seal Kit; W/Ford Stg. Gear; ☆P.....         | 8778    | Stg. Gear Input Shaft Seal Kit.....  | 7095    |
| Stg. Gear Complete Pitman Shaft Seal Kit; W/Saginaw Stg. Gear; ☆N.....      | 8766    | Stg. Gear Complete Pitman Shaft Seal Kit.....                                | 8766    |
| Stg. Gear Lower Pitman Shaft Seal Kit; W/Ford Stg. Gear; ☆P.....            | 8779    | Stg. Gear Lower Pitman Shaft Seal Kit.....                                   | 7856    |
| Stg. Gear Lower Pitman Shaft Seal Kit; W/Saginaw Stg. Gear; ☆N.....         | 7856    | <b>1970</b>  |         |
| <b>1977</b>   |         | <b>V-8 302 ENG.; V-8 351 ENG.; V-8 428 ENG.</b>                              |         |
| <b>V-8 302 ENG.; V-8 351 ENG.; V-8 400 ENG.</b>                             |         | Pump Complete Rebuilding Kit.....  | 8500    |
| Pump Complete Rebuilding Kit.....   | 8500    | Pump Seal Kit.....   | 8501    |
| Pump Seal Kit.....  | 8501    | Pump Drive Shaft Seal Kit.....   | 8711    |
| Pump Drive Shaft Seal Kit.....  | 8711    | Control Valve Complete Rebuilding Kit.....                                   | 7885    |
| Stg. Gear Complete Rebuilding Kit; W/Ford Stg. Gear; ☆P.....                | 8540    | Control Valve Seal Kit.....  | 7889    |
| Stg. Gear Complete Rebuilding Kit; W/Saginaw Stg. Gear; ☆N.....             | 7858    | Power Cyl. Complete Rebuilding Kit.....                                      | 7874    |
| Stg. Gear Major Seal Kit; W/Ford Stg. Gear; ☆P.....                         | 8532    | Power Cyl. Piston Rod Seal Kit.....  | 7877    |
|   |         | Power Cyl. Boot Kit.....   | 8901    |

☆ See Pages A14 - A15 For Pump or Gear Identification.

⊙ Packaged one bushing per box, order as required.

SYSTEM  
PUMP &  
GEAR  
IDENT.

SYSTEM &  
COM-  
PONENT  
IDENT.

PASS.  
CARS

LIGHT  
TRUCKS

MEDIUM/  
HEAVY  
TRUCKS

BUSES

HOSE  
NUMER-  
ICAL

REPAIR  
KITS

KIT  
NUMER-  
ICAL

ILLUSTRATIONS

# Power Steering Repair Kits for Passenger Cars and Light Trucks

|                           | Application   | Kit No.                                    | Application  | Kit No.  |      |
|---------------------------|---|--|--|--|------|
| SYSTEM PUMP & GEAR IDENT. | <b>MERCURY - Continued</b>                                    |  | <b>MERCURY - Continued</b>                                     |  |      |
|                           | <b>COUGAR - Continued</b>                                     |  | <b>GRAND MARQUIS - Continued</b>                               |  |      |
|                           | 1970 - Continued  |  | 1995-1992 - Continued  |  |      |
|                           | <b>V-8 429 ENG.</b>   |  | <b>V-8 4.6 L ENG. - Continued</b>                              |  |      |
|                           |   | Power Cyl. Boot Kit.....                   | 8901   | Stg. Gear Major Seal Kit.....                              | 8897 |
|                           |   |  |  | Stg. Gear Input Shaft Seal Kit.....                        | 8520 |
|                           |   |  |  | Stg. Gear Complete Pitman Shaft Seal Kit.....              | 8778 |
|                           |   |  |  | Stg. Gear Lower Pitman Shaft Seal Kit.....                 | 8779 |
|                           |   |  |  |  |      |
|                           |   |  |  |  |      |
| SYSTEM & COMPONENT IDENT. | 1969  |  | 1991-1990  |  |      |
|                           | <b>V-8 302 ENG.; V-8 390 ENG.</b>                             |  | <b>V-8 5.0 L ENG.</b>  |  |      |
|                           |   | Power Cyl. Boot Kit.....                   | 8901   | Pump Complete Rebuilding Kit.....                          | 8527 |
|                           |   |  |  | Pump Seal Kit.....   | 8526 |
|                           |   |  |  | Pump Drive Shaft Seal Kit.....                             | 8711 |
|                           |   |  |  | Stg. Gear Complete Rebuilding Kit.....                     | 8896 |
|                           |   |  |  | Stg. Gear Major Seal Kit.....                              | 8897 |
|                           |   |  |  | Stg. Gear Input Shaft Seal Kit.....                        | 8520 |
|                           |   |  |  | Stg. Gear Complete Pitman Shaft Seal Kit.....              | 8778 |
|                           |   |  |  | Stg. Gear Lower Pitman Shaft Seal Kit.....                 | 8779 |
| PASS. CARS                | <b>V-8 351 ENG.; V-8 428 ENG.</b>                             |  | 1989-1983  |  |      |
|                           |   | Pump Complete Rebuilding Kit.....          | 8500   | <b>V-8 5.0 L ENG.; V-8 5.8 L ENG. (CANADA)</b>             |      |
|                           |   | Pump Seal Kit.....                         | 8501   | Pump Complete Rebuilding Kit.....                          | 8527 |
|                           |   | Pump Drive Shaft Seal Kit.....             | 8711   | Pump Seal Kit.....   | 8526 |
|                           |   | Control Valve Complete Rebuilding Kit..... | 7885   | Pump Drive Shaft Seal Kit.....                             | 8711 |
|                           |   | Control Valve Seal Kit.....                | 7889   | Stg. Gear Complete Rebuilding Kit.....                     | 8896 |
|                           |   | Power Cyl. Complete Rebuilding Kit.....    | 7874   | Stg. Gear Major Seal Kit.....                              | 8897 |
|                           |   | Power Cyl. Piston Rod Seal Kit.....        | 7877   | Stg. Gear Input Shaft Seal Kit.....                        | 8520 |
|                           |   | Power Cyl. Boot Kit.....                   | 8901   | Stg. Gear Complete Pitman Shaft Seal Kit.....              | 8778 |
|                           |   |  |  | Stg. Gear Lower Pitman Shaft Seal Kit.....                 | 8779 |
| LIGHT TRUCKS              | 1968  |  | 1982   |  |      |
|                           | <b>V-8 302 ENG.; V-8 390 ENG.; V-8 427 ENG.; V-8 428 ENG.</b> |  | <b>V-8 4.2 L ENG.; V-8 5.0 L ENG.; V-8 5.8 L ENG. (CANADA)</b> |  |      |
|                           |   | Pump Complete Rebuilding Kit.....          | 8500   | Pump Complete Rebuilding Kit.....                          | 8527 |
|                           |   | Pump Seal Kit.....                         | 8501   | Pump Seal Kit.....   | 8526 |
|                           |   | Pump Drive Shaft Seal Kit.....             | 8711   | Pump Drive Shaft Seal Kit.....                             | 8711 |
|                           |   | Control Valve Complete Rebuilding Kit..... | 7885   | Stg. Gear Complete Rebuilding Kit.....                     | 8896 |
|                           |   | Control Valve Seal Kit.....                | 7889   | Stg. Gear Major Seal Kit.....                              | 8897 |
|                           |   | Power Cyl. Complete Rebuilding Kit.....    | 7874   | Stg. Gear Input Shaft Seal Kit.....                        | 8520 |
|                           |   | Power Cyl. Piston Rod Seal Kit.....        | 7877   | Stg. Gear Complete Pitman Shaft Seal Kit.....              | 8778 |
|                           |   | Power Cyl. Boot Kit.....                   | 8901   | Stg. Gear Lower Pitman Shaft Seal Kit.....                 | 8779 |
| MEDIUM/HEAVY TRUCKS       | 1967  |  | 1981   |  |      |
|                           | <b>V-8 289 ENG.; V-8 390 ENG.</b>                             |  | <b>V-8 4.2 L ENG.; V-8 5.0 L ENG.; V-8 5.8 L ENG.</b>          |  |      |
|                           |   | Pump Complete Rebuilding Kit.....          | 8500   | Pump Complete Rebuilding Kit.....                          | 8527 |
|                           |   | Pump Seal Kit.....                         | 8501   | Pump Seal Kit.....   | 8526 |
|                           |   | Pump Drive Shaft Seal Kit.....             | 8711   | Pump Drive Shaft Seal Kit.....                             | 8711 |
|                           |   | Control Valve Complete Rebuilding Kit..... | 7885   | Stg. Gear Complete Rebuilding Kit.....                     | 8896 |
|                           |   | Control Valve Seal Kit.....                | 7889   | Stg. Gear Major Seal Kit.....                              | 8897 |
|                           |   | Power Cyl. Complete Rebuilding Kit.....    | 7874   | Stg. Gear Input Shaft Seal Kit.....                        | 8520 |
|                           |   | Power Cyl. Piston Rod Seal Kit.....        | 7877   | Stg. Gear Complete Pitman Shaft Seal Kit.....              | 8778 |
|                           |   | Power Cyl. Boot Kit.....                   | 8901   | Stg. Gear Lower Pitman Shaft Seal Kit.....                 | 8779 |
| BUSES                     | <b>CYCLONE</b>  |  | 1980   |  |      |
|                           | 1971  |  | <b>V-8 5.0 L ENG.; V-8 5.8 L ENG.</b>                          |  |      |
|                           | <b>V-8 302 ENG.; V-8 351 ENG.; V-8 429 ENG.</b>               |  | Pump Complete Rebuilding Kit.....                              |  | 8527 |
|                           |   | Pump Complete Rebuilding Kit.....          | 8500   | Pump Seal Kit.....   | 8526 |
|                           |   | Pump Seal Kit.....                         | 8501   | Pump Drive Shaft Seal Kit.....                             | 8711 |
|                           |   | Pump Drive Shaft Seal Kit.....             | 8711   | Stg. Gear Complete Rebuilding Kit.....                     | 8896 |
|                           |   | Control Valve Complete Rebuilding Kit..... | 7885   | Stg. Gear Major Seal Kit.....                              | 8897 |
|                           |   | Control Valve Seal Kit.....                | 7889   | Stg. Gear Input Shaft Seal Kit.....                        | 8520 |
|                           |   | Power Cyl. Complete Rebuilding Kit.....    | 7874   | Stg. Gear Complete Pitman Shaft Seal Kit.....              | 8778 |
|                           |   | Power Cyl. Piston Rod Seal Kit.....        | 7877   | Stg. Gear Lower Pitman Shaft Seal Kit.....                 | 8779 |
| HOSE NUMERICAL            | 1970  |  | 1979   |  |      |
|                           | <b>V-8 351 ENG.; V-8 429 ENG.</b>                             |  | <b>V-8 302 ENG.; V-8 351 ENG.</b>                              |  |      |
|                           |   | Pump Complete Rebuilding Kit.....          | 8500   | Pump Complete Rebuilding Kit.....                          | 8527 |
|                           |   | Pump Seal Kit.....                         | 8501   | Pump Seal Kit.....   | 8526 |
|                           |   | Pump Drive Shaft Seal Kit.....             | 8711   | Pump Drive Shaft Seal Kit.....                             | 8711 |
|                           |   | Control Valve Complete Rebuilding Kit..... | 7885   | Stg. Gear Complete Rebuilding Kit.....                     | 8896 |
|                           |   | Control Valve Seal Kit.....                | 7889   | Stg. Gear Major Seal Kit.....                              | 8897 |
|                           |   | Power Cyl. Complete Rebuilding Kit.....    | 7874   | Stg. Gear Input Shaft Seal Kit.....                        | 8520 |
|                           |   | Power Cyl. Piston Rod Seal Kit.....        | 7877   | Stg. Gear Complete Pitman Shaft Seal Kit.....              | 8778 |
|                           |   | Power Cyl. Boot Kit.....                   | 8901   | Stg. Gear Lower Pitman Shaft Seal Kit.....                 | 8779 |
| REPAIR KITS               | 1969  |  | 1978   |  |      |
|                           | <b>V-8 302 ENG.; V-8 351 ENG.; V-8 390 ENG.; V-8 428 ENG.</b> |  | <b>V-8 351 ENG.; V-8 400 ENG.; V-8 460 ENG.</b>                |  |      |
|                           |   | Pump Complete Rebuilding Kit.....          | 8500   | Pump Complete Rebuilding Kit; W/Ford P.S. Pump; ☆C.....    | 8527 |
|                           |   | Pump Seal Kit.....                         | 8501   | Pump Complete Rebuilding Kit; W/Saginaw P.S. Pump; ☆B..... | 7910 |
|                           |   | Pump Drive Shaft Seal Kit.....             | 8711   | Pump Seal Kit; W/Ford P.S. Pump; ☆C.....                   | 8526 |
|                           |   | Control Valve Complete Rebuilding Kit..... | 7885   | Pump Seal Kit; W/Saginaw P.S. Pump; ☆B.....                | 7918 |
|                           |   | Control Valve Seal Kit.....                | 7889   | Pump Drive Shaft Seal Kit; W/Ford P.S. Pump; ☆C.....       | 8711 |
|                           |   | Power Cyl. Complete Rebuilding Kit.....    | 7874   | Pump Drive Shaft Seal Kit; W/Saginaw P.S. Pump; ☆B.....    | 8709 |
|                           |   | Power Cyl. Piston Rod Seal Kit.....        | 7877   |  |      |
|                           |   | Power Cyl. Boot Kit.....                   | 8901   |  |      |
| KIT NUMERICAL             | <b>GRAND MARQUIS</b>  |  |  |  |      |
|                           | 1995-1992   |  |  |  |      |
|                           | <b>V-8 4.6 L ENG.</b>   |  |  |  |      |
|                           |   | Pump Seal Kit.....                         | 8634   |  |      |
|                           |   | Pump Drive Shaft Seal Kit.....             | 8635   |  |      |
|                           |   | Stg. Gear Complete Rebuilding Kit.....     | 8896   |  |      |
|                           |   |  |  |  |      |
|                           |   |  |  |  |      |
|                           |   |  |  |  |      |
|                           |   |  |  |  |      |
| ILLUSTRATIONS             |   |  |  |  |      |
|                           |   |  |  |  |      |
|                           |   |  |  |  |      |
|                           |   |  |  |  |      |
|                           |   |  |  |  |      |
|                           |   |  |  |  |      |
|                           |   |  |  |  |      |
|                           |   |  |  |  |      |
|                           |   |  |  |  |      |
|                           |   |  |  |  |      |

☆ See Pages A14 - A15 For Pump or Gear Identification.

⊗ Packaged one bushing per box, order as required.

# Power Steering Repair Kits for Passenger Cars and Light Trucks

| Application   | Kit No. | Application   | Kit No. |
|---|---------|---|---------|
| <b>MERCURY - Continued</b>  |         | <b>MERCURY - Continued</b>  |         |
| <b>GRAND MARQUIS - Continued</b>                                      |         | <b>MARAUDER - Continued</b>                                       |         |
| <b>1978 - Continued</b>   |         | <b>1970-1969 - Continued</b>                                      |         |
| <b>V-8 351 ENG.; V-8 400 ENG.; V-8 460 ENG. - Continued</b>           |         | <b>V-8 390 ENG.; V-8 429 ENG. - Continued</b>                     |         |
| Stg. Gear Complete Rebuilding Kit.....                                | 8896    | Stg. Gear Input Shaft Seal Kit.....                               | 8520    |
| Stg. Gear Major Seal Kit.....   | 8897    | Stg. Gear Complete Pitman Shaft Seal Kit.....                     | 8768    |
| Stg. Gear Input Shaft Seal Kit.....                                   | 8520    | Stg. Gear Lower Pitman Shaft Seal Kit.....                        | 8515    |
| Stg. Gear Complete Pitman Shaft Seal Kit.....                         | 8778    |   |         |
| Stg. Gear Lower Pitman Shaft Seal Kit.....                            | 8779    |   |         |
| <b>1977-1975</b>  |         | <b>MARQUIS</b>  |         |
| <b>V-8 400 ENG.; V-8 460 ENG.</b>                                     |         | <b>1986</b>   |         |
| Pump Complete Rebuilding Kit; W/Ford P.S. Pump; ☆C.....               | 8500    | <b>4-CYL. 2.3 L ENG.; V-6 3.8 L ENG.</b>                          |         |
| Pump Complete Rebuilding Kit; W/Saginaw P.S. Pump; ☆B.....            | 7910    | Pump Complete Rebuilding Kit.....                                 | 8527    |
| Pump Seal Kit; W/Ford P.S. Pump; ☆C.....                              | 8501    | Pump Seal Kit.....  | 8526    |
| Pump Seal Kit; W/Saginaw P.S. Pump; ☆B.....                           | 7918    | Pump Drive Shaft Seal Kit.....                                    | 8711    |
| Pump Drive Shaft Seal Kit; W/Ford P.S. Pump; ☆C.....                  | 8711    | Rack & Pinion Seal Kit.....                                       | 8589    |
| Pump Drive Shaft Seal Kit; W/Saginaw P.S. Pump; ☆B.....               | 8709    | Rack & Pinion Mounting Kit.....                                   | 8565    |
| Stg. Gear Complete Rebuilding Kit.....                                | 8540    | Rack & Pinion Upper Pinion Bearing Kit.....                       | 8588    |
| Stg. Gear Major Seal Kit.....   | 8532    |   |         |
| Stg. Gear Input Shaft Seal Kit.....                                   | 8520    |   |         |
| Stg. Gear Complete Pitman Shaft Seal Kit.....                         | 8769    |   |         |
| Stg. Gear Lower Pitman Shaft Seal Kit.....                            | 8531    |   |         |
| <b>LN7</b>  |         | <b>1985</b>   |         |
| <b>1983-1982</b>  |         | <b>4-CYL. 2.3 L ENG.; V-6 3.8 L ENG.; V-8 5.0 L ENG. (CANADA)</b> |         |
| <b>4-CYL. 1.6 L ENG.</b>  |         | Pump Complete Rebuilding Kit.....                                 | 8527    |
| Pump Complete Rebuilding Kit.....                                     | 8527    | Pump Seal Kit.....  | 8526    |
| Pump Seal Kit.....  | 8526    | Pump Drive Shaft Seal Kit.....                                    | 8711    |
| Pump Drive Shaft Seal Kit.....  | 8711    | Rack & Pinion Seal Kit.....                                       | 8589    |
| Rack & Pinion Seal Kit.....   | 8585    | Rack & Pinion Mounting Kit.....                                   | 8565    |
| Rack & Pinion Mounting Kit.....                                       | 8564    | Rack & Pinion Upper Pinion Bearing Kit.....                       | 8588    |
| <b>LYNX</b>   |         | <b>1984</b>   |         |
| <b>1987</b>   |         | <b>4-CYL. 2.3 L ENG.; V-6 3.8 L ENG.</b>                          |         |
| <b>4-CYL. 1.9 L ENG.; 4-CYL. 2.0 L DIESEL ENG.</b>                    |         | Pump Complete Rebuilding Kit.....                                 | 8527    |
| Pump Complete Rebuilding Kit.....                                     | 8527    | Pump Seal Kit.....  | 8526    |
| Pump Seal Kit.....  | 8526    | Pump Drive Shaft Seal Kit.....                                    | 8711    |
| Pump Drive Shaft Seal Kit.....  | 8711    | Rack & Pinion Seal Kit.....                                       | 8589    |
| Rack & Pinion Seal Kit; W/Ford Stg. Gear; ☆Q.....                     | 8629    | Rack & Pinion Mounting Kit.....                                   | 8565    |
| Rack & Pinion Seal Kit; W/TRW Stg. Gear; ☆R.....                      | 8612    | Rack & Pinion Upper Pinion Bearing Kit.....                       | 8588    |
| <b>1986</b>   |         | <b>1983</b>   |         |
| <b>4-CYL. 1.9 L ENG.; 4-CYL. 2.0 L DIESEL ENG.</b>                    |         | <b>4-CYL. 2.3 L ENG.; 6-CYL. 3.3 L ENG.; V-6 3.8 L ENG.</b>       |         |
| Pump Complete Rebuilding Kit.....                                     | 8527    | Pump Complete Rebuilding Kit.....                                 | 8527    |
| Pump Seal Kit.....  | 8526    | Pump Seal Kit.....  | 8526    |
| Pump Drive Shaft Seal Kit.....  | 8711    | Pump Drive Shaft Seal Kit.....                                    | 8711    |
| Rack & Pinion Seal Kit.....   | 8612    | Rack & Pinion Seal Kit.....                                       | 8589    |
|   |         | Rack & Pinion Mounting Kit.....                                   | 8565    |
|   |         | Rack & Pinion Upper Pinion Bearing Kit.....                       | 8588    |
| <b>1985</b>   |         | <b>1982</b>   |         |
| <b>4-CYL. 1.6 L ENG.; 4-CYL. 1.9 L ENG.; 4-CYL. 2.0 L DIESEL ENG.</b> |         | <b>V-8 4.2 L ENG.; V-8 5.0 L ENG.; V-8 5.8 L ENG. (CANADA)</b>    |         |
| Pump Complete Rebuilding Kit.....                                     | 8527    | Pump Complete Rebuilding Kit.....                                 | 8527    |
| Pump Seal Kit.....  | 8526    | Pump Seal Kit.....  | 8526    |
| Pump Drive Shaft Seal Kit.....  | 8711    | Pump Drive Shaft Seal Kit.....                                    | 8711    |
| Rack & Pinion Seal Kit.....   | 8612    | Stg. Gear Complete Rebuilding Kit.....                            | 8896    |
|   |         | Stg. Gear Major Seal Kit.....                                     | 8897    |
|   |         | Stg. Gear Input Shaft Seal Kit.....                               | 8520    |
|   |         | Stg. Gear Complete Pitman Shaft Seal Kit.....                     | 8778    |
|   |         | Stg. Gear Lower Pitman Shaft Seal Kit.....                        | 8779    |
| <b>1984</b>   |         | <b>1981</b>   |         |
| <b>4-CYL. 1.6 L ENG.; 4-CYL. 2.0 L DIESEL ENG.</b>                    |         | <b>V-8 4.2 L ENG.; V-8 5.0 L ENG.; V-8 5.8 L ENG.</b>             |         |
| Pump Complete Rebuilding Kit.....                                     | 8527    | Pump Complete Rebuilding Kit.....                                 | 8527    |
| Pump Seal Kit.....  | 8526    | Pump Seal Kit.....  | 8526    |
| Pump Drive Shaft Seal Kit.....  | 8711    | Pump Drive Shaft Seal Kit.....                                    | 8711    |
| Rack & Pinion Seal Kit.....   | 8612    | Stg. Gear Complete Rebuilding Kit.....                            | 8896    |
|   |         | Stg. Gear Major Seal Kit.....                                     | 8897    |
|   |         | Stg. Gear Input Shaft Seal Kit.....                               | 8520    |
|   |         | Stg. Gear Complete Pitman Shaft Seal Kit.....                     | 8778    |
|   |         | Stg. Gear Lower Pitman Shaft Seal Kit.....                        | 8779    |
| <b>1983-1981</b>  |         | <b>1980</b>   |         |
| <b>4-CYL. 1.6 L ENG.</b>  |         | <b>V-8 5.0 L ENG.; V-8 5.8 L ENG.</b>                             |         |
| Pump Complete Rebuilding Kit.....                                     | 8527    | Pump Complete Rebuilding Kit.....                                 | 8527    |
| Pump Seal Kit.....  | 8526    | Pump Seal Kit.....  | 8526    |
| Pump Drive Shaft Seal Kit.....  | 8711    | Pump Drive Shaft Seal Kit.....                                    | 8711    |
| Rack & Pinion Seal Kit.....   | 8585    | Stg. Gear Complete Rebuilding Kit.....                            | 8896    |
| Rack & Pinion Mounting Kit.....                                       | 8564    | Stg. Gear Major Seal Kit.....                                     | 8897    |
|   |         | Stg. Gear Input Shaft Seal Kit.....                               | 8520    |
|   |         | Stg. Gear Complete Pitman Shaft Seal Kit.....                     | 8778    |
|   |         | Stg. Gear Lower Pitman Shaft Seal Kit.....                        | 8779    |
| <b>MARAUDER</b>   |         | <b>1979</b>   |         |
| <b>1970-1969</b>  |         | <b>V-8 302 ENG.; V-8 351 ENG.</b>                                 |         |
| <b>V-8 390 ENG.; V-8 429 ENG.</b>                                     |         | Pump Complete Rebuilding Kit.....                                 | 8527    |
| Pump Complete Rebuilding Kit.....                                     | 8500    | Pump Seal Kit.....  | 8526    |
| Pump Seal Kit.....  | 8501    |   |         |
| Pump Drive Shaft Seal Kit.....  | 8711    |   |         |
| Stg. Gear Complete Rebuilding Kit.....                                | 8509    |   |         |
| Stg. Gear Major Seal Kit.....   | 7642    |   |         |

☆ See Pages A14 - A15 For Pump or Gear Identification.

⊛ Packaged one bushing per box, order as required.

**SYSTEM PUMP & GEAR IDENT.**

**SYSTEM & COMPONENT IDENT.**

**PASS. CARS**

**LIGHT TRUCKS**

**MEDIUM/HEAVY TRUCKS**

**BUSES**

**HOSE NUMERICAL**

**REPAIR KITS**

**KIT NUMERICAL**

**ILLUSTRATIONS**



# Power Steering Repair Kits for Passenger Cars and Light Trucks

|                                      | Application                                     | Kit No.  | Application                                     | Kit No.  |      |
|--------------------------------------|---|--|---|--|------|
| <b>SYSTEM PUMP &amp; GEAR IDENT.</b> | <b>MERCURY - Continued</b>                      |  | <b>MERCURY - Continued</b>                      |  |      |
|                                      | <b>MARQUIS - Continued</b>                      |  | <b>MARQUIS - Continued</b>                      |  |      |
|                                      | <b>1979 - Continued</b>                         |  | <b>1973 - Continued</b>                         |  |      |
|                                      | <b>V-8 302 ENG.; V-8 351 ENG. - Continued</b>   |  | <b>V-8 429 ENG.; V-8 460 ENG.</b>               |  |      |
|                                      |   | Pump Drive Shaft Seal Kit.....   | 8711  | Pump Complete Rebuilding Kit.....  | 7910 |
|                                      |   | Stg. Gear Complete Rebuilding Kit.....                                       | 8896  | Pump Seal Kit.....   | 7918 |
|                                      |   | Stg. Gear Major Seal Kit.....  | 8897  | Pump Drive Shaft Seal Kit.....   | 8709 |
|                                      |   | Stg. Gear Input Shaft Seal Kit.....  | 8520  | Stg. Gear Complete Rebuilding Kit; W/Ford Stg. Gear; W/O Tag SPA-AA; ☆P..... | 8540 |
|                                      |   | Stg. Gear Complete Pitman Shaft Seal Kit.....                                | 8778  | Stg. Gear Complete Rebuilding Kit; W/Ford Stg. Gear; W/Tag SPA-AA; ☆P.....   | 8509 |
|                                      |   | Stg. Gear Lower Pitman Shaft Seal Kit.....                                   | 8779  | Stg. Gear Major Seal Kit; W/Ford Stg. Gear; W/O Tag SPA-AA; ☆P.....          | 8532 |
| <b>SYSTEM &amp; COMPONENT IDENT.</b> | <b>1978</b>                                     |  | <b>1972-1971</b>                                |  |      |
|                                      | <b>V-8 351 ENG.; V-8 400 ENG.; V-8 460 ENG.</b> |  | <b>V-8 400 ENG.; V-8 429 ENG.</b>               |  |      |
|                                      |   | Pump Complete Rebuilding Kit; W/Ford P.S. Pump; ☆C.....                      | 8527  | Pump Complete Rebuilding Kit.....  | 8500 |
|                                      |   | Pump Complete Rebuilding Kit; W/Saginaw P.S. Pump; ☆B.....                   | 7910  | Pump Seal Kit.....   | 8501 |
|                                      |   | Pump Seal Kit; W/Ford P.S. Pump; ☆C.....                                     | 8526  | Pump Drive Shaft Seal Kit.....   | 8711 |
|                                      |   | Pump Seal Kit; W/Saginaw P.S. Pump; ☆B.....                                  | 7918  | Stg. Gear Complete Rebuilding Kit.....                                       | 8509 |
|                                      |   | Pump Drive Shaft Seal Kit; W/Ford P.S. Pump; ☆C.....                         | 8711  | Stg. Gear Major Seal Kit.....  | 7642 |
|                                      |   | Pump Drive Shaft Seal Kit; W/Saginaw P.S. Pump; ☆B.....                      | 8709  | Stg. Gear Input Shaft Seal Kit.....  | 8520 |
|                                      |   | Stg. Gear Complete Rebuilding Kit.....                                       | 8896  | Stg. Gear Complete Pitman Shaft Seal Kit.....                                | 8768 |
|                                      |   | Stg. Gear Major Seal Kit.....  | 8897  | Stg. Gear Lower Pitman Shaft Seal Kit.....                                   | 8515 |
| <b>PASS. CARS</b>                    | <b>1977-1975</b>                                |  | <b>1970</b>                                     |  |      |
|                                      | <b>V-8 400 ENG.; V-8 460 ENG.</b>               |  | <b>V-8 390 ENG.; V-8 429 ENG.</b>               |  |      |
|                                      |   | Pump Complete Rebuilding Kit; W/Ford P.S. Pump; ☆C.....                      | 8500  | Pump Complete Rebuilding Kit.....  | 8500 |
|                                      |   | Pump Complete Rebuilding Kit; W/Saginaw P.S. Pump; ☆B.....                   | 7910  | Pump Seal Kit.....   | 8501 |
|                                      |   | Pump Seal Kit; W/Ford P.S. Pump; ☆C.....                                     | 8501  | Pump Drive Shaft Seal Kit.....   | 8711 |
|                                      |   | Pump Seal Kit; W/Saginaw P.S. Pump; ☆B.....                                  | 7918  | Stg. Gear Complete Rebuilding Kit.....                                       | 8509 |
|                                      |   | Pump Drive Shaft Seal Kit; W/Ford P.S. Pump; ☆C.....                         | 8711  | Stg. Gear Major Seal Kit.....  | 7642 |
|                                      |   | Pump Drive Shaft Seal Kit; W/Saginaw P.S. Pump; ☆B.....                      | 8709  | Stg. Gear Input Shaft Seal Kit.....  | 8520 |
|                                      |   | Stg. Gear Complete Rebuilding Kit.....                                       | 8540  | Stg. Gear Complete Pitman Shaft Seal Kit.....                                | 8768 |
|                                      |   | Stg. Gear Major Seal Kit.....  | 8532  | Stg. Gear Lower Pitman Shaft Seal Kit.....                                   | 8515 |
| <b>LIGHT TRUCKS</b>                  | <b>1974</b>                                     |  | <b>1969</b>                                     |  |      |
|                                      | <b>V-8 400 ENG.</b>                             |  | <b>V-8 390 ENG.; V-8 428 ENG.; V-8 429 ENG.</b> |  |      |
|                                      |   | Pump Complete Rebuilding Kit.....  | 8500  | Pump Complete Rebuilding Kit.....  | 8500 |
|                                      |   | Pump Seal Kit.....   | 8501  | Pump Seal Kit.....   | 8501 |
|                                      |   | Pump Drive Shaft Seal Kit.....   | 8711  | Pump Drive Shaft Seal Kit.....   | 8711 |
|                                      |   | Stg. Gear Complete Rebuilding Kit; W/Ford Stg. Gear; W/O Tag SPA-AA; ☆P..... | 8540  | Stg. Gear Complete Rebuilding Kit.....                                       | 8509 |
|                                      |   | Stg. Gear Complete Rebuilding Kit; W/Ford Stg. Gear; W/Tag SPA-AA; ☆P.....   | 8509  | Stg. Gear Major Seal Kit.....  | 7642 |
|                                      |   | Stg. Gear Major Seal Kit; W/Ford Stg. Gear; W/O Tag SPA-AA; ☆P.....          | 8532  | Stg. Gear Input Shaft Seal Kit.....  | 8520 |
|                                      |   | Stg. Gear Major Seal Kit; W/Ford Stg. Gear; W/Tag SPA-AA; ☆P.....            | 7642  | Stg. Gear Complete Pitman Shaft Seal Kit.....                                | 8768 |
|                                      |   | Stg. Gear Input Shaft Seal Kit.....  | 8520  | Stg. Gear Lower Pitman Shaft Seal Kit.....                                   | 8515 |
| <b>MEDIUM/HEAVY TRUCKS</b>           | <b>V-8 460 ENG.</b>                             |  | <b>1968</b>                                     |  |      |
|                                      |   | Pump Complete Rebuilding Kit.....  | 7910  | <b>V-8 390 ENG.; V-8 428 ENG.</b>  |      |
|                                      |   | Pump Seal Kit.....   | 7918  | Pump Complete Rebuilding Kit.....  | 8500 |
|                                      |   | Pump Drive Shaft Seal Kit.....   | 8709  | Pump Seal Kit.....   | 8501 |
|                                      |   | Stg. Gear Complete Rebuilding Kit; W/Ford Stg. Gear; W/O Tag SPA-AA; ☆P..... | 8540  | Pump Drive Shaft Seal Kit.....   | 8711 |
|                                      |   | Stg. Gear Complete Rebuilding Kit; W/Ford Stg. Gear; W/Tag SPA-AA; ☆P.....   | 8509  | Stg. Gear Complete Rebuilding Kit.....                                       | 8509 |
|                                      |   | Stg. Gear Major Seal Kit; W/Ford Stg. Gear; W/O Tag SPA-AA; ☆P.....          | 8532  | Stg. Gear Major Seal Kit.....  | 7642 |
|                                      |   | Stg. Gear Major Seal Kit; W/Ford Stg. Gear; W/Tag SPA-AA; ☆P.....            | 7642  | Stg. Gear Input Shaft Seal Kit.....  | 8520 |
|                                      |   | Stg. Gear Input Shaft Seal Kit.....  | 8520  | Stg. Gear Complete Pitman Shaft Seal Kit.....                                | 8768 |
|                                      |   | Stg. Gear Complete Pitman Shaft Seal Kit.....                                | 8769  | Stg. Gear Lower Pitman Shaft Seal Kit.....                                   | 8515 |
| <b>HOSE NUMERICAL</b>                | <b>1973</b>                                     |  | <b>1967</b>                                     |  |      |
|                                      | <b>V-8 400 ENG.</b>                             |  | <b>V-8 410 ENG.; V-8 427 ENG.; V-8 428 ENG.</b> |  |      |
|                                      |   | Pump Complete Rebuilding Kit.....  | 8500  | Pump Complete Rebuilding Kit.....  | 8500 |
|                                      |   | Pump Seal Kit.....   | 8501  | Pump Seal Kit.....   | 8501 |
|                                      |   | Pump Drive Shaft Seal Kit.....   | 8711  | Pump Drive Shaft Seal Kit.....   | 8711 |
|                                      |   | Stg. Gear Complete Rebuilding Kit; W/Ford Stg. Gear; W/O Tag SPA-AA; ☆P..... | 8540  | Stg. Gear Complete Rebuilding Kit.....                                       | 8509 |
|                                      |   | Stg. Gear Complete Rebuilding Kit; W/Ford Stg. Gear; W/Tag SPA-AA; ☆P.....   | 8509  | Stg. Gear Major Seal Kit.....  | 7642 |
|                                      |   | Stg. Gear Major Seal Kit; W/Ford Stg. Gear; W/O Tag SPA-AA; ☆P.....          | 8532  | Stg. Gear Input Shaft Seal Kit.....  | 8520 |
|                                      |   | Stg. Gear Major Seal Kit; W/Ford Stg. Gear; W/Tag SPA-AA; ☆P.....            | 7642  | Stg. Gear Complete Pitman Shaft Seal Kit.....                                | 8768 |
|                                      |   | Stg. Gear Input Shaft Seal Kit.....  | 8520  | Stg. Gear Lower Pitman Shaft Seal Kit.....                                   | 8515 |
| <b>REPAIR KITS</b>                   | <b>1973</b>                                     |  | <b>METEOR</b>                                   |  |      |
|                                      | <b>V-8 400 ENG.</b>                             |  | <b>1963-1962</b>                                |  |      |
|                                      |   | Pump Complete Rebuilding Kit.....  | 8500  | <b>6-CYL. 170 ENG.; V-8 221 ENG.; V-8 260 ENG.</b>                           |      |
|                                      |   | Pump Seal Kit.....   | 8501  | Pump Seal Kit.....   | 7168 |
|                                      |   | Pump Drive Shaft Seal Kit.....   | 8711  | Pump Drive Shaft Seal Kit.....   | 8713 |
|                                      |   | Stg. Gear Complete Rebuilding Kit; W/Ford Stg. Gear; W/O Tag SPA-AA; ☆P..... | 8540  | Control Valve Complete Rebuilding Kit.....                                   | 7885 |
|                                      |   | Stg. Gear Complete Rebuilding Kit; W/Ford Stg. Gear; W/Tag SPA-AA; ☆P.....   | 8509  | Control Valve Seal Kit.....  | 7889 |
|                                      |   | Stg. Gear Major Seal Kit; W/Ford Stg. Gear; W/O Tag SPA-AA; ☆P.....          | 8532  | Power Cyl. Complete Rebuilding Kit.....                                      | 7874 |
|                                      |   | Stg. Gear Major Seal Kit; W/Ford Stg. Gear; W/Tag SPA-AA; ☆P.....            | 7642  | Power Cyl. Piston Rod Seal Kit.....  | 7877 |
|                                      |   | Stg. Gear Input Shaft Seal Kit.....  | 8520  | Power Cyl. Boot Kit.....   | 8901 |
| <b>KIT NUMERICAL</b>                 | <b>1973</b>                                     |  |   |  |      |
|                                      | <b>V-8 400 ENG.</b>                             |  |   |  |      |
|                                      |   | Pump Complete Rebuilding Kit.....  | 8500  |  |      |
|                                      |   | Pump Seal Kit.....   | 8501  |  |      |
|                                      |   | Pump Drive Shaft Seal Kit.....   | 8711  |  |      |
|                                      |   | Stg. Gear Complete Rebuilding Kit; W/Ford Stg. Gear; W/O Tag SPA-AA; ☆P..... | 8540  |  |      |
|                                      |   | Stg. Gear Complete Rebuilding Kit; W/Ford Stg. Gear; W/Tag SPA-AA; ☆P.....   | 8509  |  |      |
|                                      |   | Stg. Gear Major Seal Kit; W/Ford Stg. Gear; W/O Tag SPA-AA; ☆P.....          | 8532  |  |      |
|                                      |   | Stg. Gear Major Seal Kit; W/Ford Stg. Gear; W/Tag SPA-AA; ☆P.....            | 7642  |  |      |
|                                      |   | Stg. Gear Input Shaft Seal Kit.....  | 8520  |  |      |
| <b>ILLUSTRATIONS</b>                 | <b>1973</b>                                     |  |   |  |      |
|                                      | <b>V-8 400 ENG.</b>                             |  |   |  |      |
|                                      |   | Pump Complete Rebuilding Kit.....  | 8500  |  |      |
|                                      |   | Pump Seal Kit.....   | 8501  |  |      |
|                                      |   | Pump Drive Shaft Seal Kit.....   | 8711  |  |      |
|                                      |   | Stg. Gear Complete Rebuilding Kit; W/Ford Stg. Gear; W/O Tag SPA-AA; ☆P..... | 8540  |  |      |
|                                      |   | Stg. Gear Complete Rebuilding Kit; W/Ford Stg. Gear; W/Tag SPA-AA; ☆P.....   | 8509  |  |      |
|                                      |   | Stg. Gear Major Seal Kit; W/Ford Stg. Gear; W/O Tag SPA-AA; ☆P.....          | 8532  |  |      |
|                                      |   | Stg. Gear Major Seal Kit; W/Ford Stg. Gear; W/Tag SPA-AA; ☆P.....            | 7642  |  |      |
|                                      |   | Stg. Gear Input Shaft Seal Kit.....  | 8520  |  |      |

☆ See Pages A14 - A15 For Pump or Gear Identification.

⊗ Packaged one bushing per box, order as required.





# Power Steering Repair Kits for Passenger Cars and Light Trucks

| Application   | Kit No. | Application  | Kit No. |
|---|---------|--|---------|
| <b>MERCURY - Continued</b>  |         | <b>MERCURY - Continued</b>   |         |
| <b>MONTEREY - Continued</b>   |         | <b>MONTEREY - Continued</b>  |         |
| <b>1974 - Continued</b>   |         | <b>1968 - Continued</b>  |         |
| <b>V-8 460 ENG. - Continued</b>   |         | <b>V-8 390 ENG.; V-8 428 ENG. - Continued</b>                                  |         |
| Stg. Gear Complete Rebuilding Kit; W/Ford Stg. Gear; W/Tag SPA-AA; ☆P   | 8509    | Stg. Gear Lower Pitman Shaft Seal Kit  | 8515    |
| Stg. Gear Major Seal Kit; W/Ford Stg. Gear; W/O Tag SPA-AA; ☆P          | 8532    | <b>1967</b>  |         |
| Stg. Gear Major Seal Kit; W/Ford Stg. Gear; W/Tag SPA-AA; ☆P            | 7642    | <b>V-8 390 ENG.; V-8 410 ENG.; V-8 427 ENG.; V-8 428 ENG.</b>                  |         |
| Stg. Gear Input Shaft Seal Kit  | 8520    | Pump Complete Rebuilding Kit   | 8500    |
| Stg. Gear Complete Pitman Shaft Seal Kit                                | 8769    | Pump Seal Kit  | 8501    |
| Stg. Gear Lower Pitman Shaft Seal Kit                                   | 8531    | Pump Drive Shaft Seal Kit  | 8711    |
| <b>1973</b>   |         | Stg. Gear Complete Rebuilding Kit  | 8509    |
| <b>V-8 351 ENG.; V-8 400 ENG.</b>                                       |         | Stg. Gear Major Seal Kit   | 7642    |
| Pump Complete Rebuilding Kit  | 8500    | Stg. Gear Input Shaft Seal Kit   | 8520    |
| Pump Seal Kit   | 8501    | Stg. Gear Complete Pitman Shaft Seal Kit                                       | 8769    |
| Pump Drive Shaft Seal Kit   | 8711    | Stg. Gear Lower Pitman Shaft Seal Kit  | 8531    |
| Stg. Gear Complete Rebuilding Kit; W/Ford Stg. Gear; W/O Tag SPA-AA; ☆P | 8540    | <b>1966</b>  |         |
| Stg. Gear Complete Rebuilding Kit; W/Ford Stg. Gear; W/Tag SPA-AA; ☆P   | 8509    | <b>V-8 390 ENG.; V-8 410 ENG.; V-8 428 ENG.</b>                                |         |
| Stg. Gear Major Seal Kit; W/Ford Stg. Gear; W/O Tag SPA-AA; ☆P          | 8532    | Pump Complete Rebuilding Kit   | 8500    |
| Stg. Gear Major Seal Kit; W/Ford Stg. Gear; W/Tag SPA-AA; ☆P            | 7642    | Pump Seal Kit  | 8501    |
| Stg. Gear Input Shaft Seal Kit  | 8520    | Pump Drive Shaft Seal Kit  | 8711    |
| Stg. Gear Complete Pitman Shaft Seal Kit                                | 8769    | Stg. Gear Complete Rebuilding Kit  | 8509    |
| Stg. Gear Lower Pitman Shaft Seal Kit                                   | 8531    | Stg. Gear Major Seal Kit   | 7642    |
| <b>V-8 429 ENG.; V-8 460 ENG.</b>                                       |         | Stg. Gear Input Shaft Seal Kit   | 8520    |
| Pump Complete Rebuilding Kit  | 7910    | Stg. Gear Complete Pitman Shaft Seal Kit                                       | 8769    |
| Pump Seal Kit   | 7918    | Stg. Gear Lower Pitman Shaft Seal Kit  | 8531    |
| Pump Drive Shaft Seal Kit   | 8709    | <b>1965</b>  |         |
| Stg. Gear Complete Rebuilding Kit; W/Ford Stg. Gear; W/O Tag SPA-AA; ☆P | 8540    | <b>V-8 390 ENG.; V-8 427 ENG.</b>  |         |
| Stg. Gear Complete Rebuilding Kit; W/Ford Stg. Gear; W/Tag SPA-AA; ☆P   | 8509    | Pump Complete Rebuilding Kit   | 8500    |
| Stg. Gear Major Seal Kit; W/Ford Stg. Gear; W/O Tag SPA-AA; ☆P          | 8532    | Pump Seal Kit  | 8501    |
| Stg. Gear Major Seal Kit; W/Ford Stg. Gear; W/Tag SPA-AA; ☆P            | 7642    | Pump Drive Shaft Seal Kit  | 8711    |
| Stg. Gear Input Shaft Seal Kit  | 8520    | Stg. Gear Complete Rebuilding Kit; W/Ford Stg. Gear; ☆P                        | 8509    |
| Stg. Gear Complete Pitman Shaft Seal Kit                                | 8769    | Stg. Gear Complete Rebuilding Kit; W/Saginaw Stg. Gear; ☆N                     | 7858    |
| Stg. Gear Lower Pitman Shaft Seal Kit                                   | 8531    | Stg. Gear Major Seal Kit; W/Ford Stg. Gear; ☆P                                 | 7642    |
| <b>1972-1971</b>  |         | Stg. Gear Major Seal Kit; W/Saginaw Stg. Gear; ☆N                              | 7860    |
| <b>V-8 351 ENG.; V-8 400 ENG.; V-8 429 ENG.</b>                         |         | Stg. Gear Input Shaft Seal Kit; W/Ford Stg. Gear; ☆P                           | 8520    |
| Pump Complete Rebuilding Kit  | 8500    | Stg. Gear Input Shaft Seal Kit; W/Saginaw Stg. Gear; ☆N                        | 7095    |
| Pump Seal Kit   | 8501    | Stg. Gear Complete Pitman Shaft Seal Kit; W/Ford Stg. Gear; ☆P                 | 8768    |
| Pump Drive Shaft Seal Kit   | 8711    | Stg. Gear Complete Pitman Shaft Seal Kit; W/Saginaw Stg. Gear; ☆N              | 8766    |
| Stg. Gear Complete Rebuilding Kit                                       | 8509    | Stg. Gear Lower Pitman Shaft Seal Kit; W/Ford Stg. Gear; ☆P                    | 8515    |
| Stg. Gear Major Seal Kit  | 7642    | Stg. Gear Lower Pitman Shaft Seal Kit; W/Saginaw Stg. Gear; ☆N                 | 7856    |
| Stg. Gear Input Shaft Seal Kit  | 8520    | <b>1964</b>  |         |
| Stg. Gear Complete Pitman Shaft Seal Kit                                | 8768    | <b>V-8 390 ENG.; V-8 427 ENG.</b>  |         |
| Stg. Gear Lower Pitman Shaft Seal Kit                                   | 8515    | Pump Seal Kit  | 7168    |
| <b>1970</b>   |         | Pump Drive Shaft Seal Kit  | 8713    |
| <b>V-8 390 ENG.; V-8 429 ENG.</b>                                       |         | Control Valve Complete Rebuilding Kit  | 7885    |
| Pump Complete Rebuilding Kit  | 8500    | Control Valve Seal Kit   | 7889    |
| Pump Seal Kit   | 8501    | Power Cyl. Complete Rebuilding Kit   | 7875    |
| Pump Drive Shaft Seal Kit   | 8711    | Power Cyl. Piston Rod Seal Kit   | 7877    |
| Stg. Gear Complete Rebuilding Kit                                       | 8509    | Power Cyl. Boot Kit  | 8901    |
| Stg. Gear Major Seal Kit  | 7642    | <b>1963</b>  |         |
| Stg. Gear Input Shaft Seal Kit  | 8520    | <b>V-8 390 ENG.; V-8 406 ENG.; V-8 427 ENG.</b>                                |         |
| Stg. Gear Complete Pitman Shaft Seal Kit                                | 8768    | Pump Seal Kit  | 7168    |
| Stg. Gear Lower Pitman Shaft Seal Kit                                   | 8515    | Pump Drive Shaft Seal Kit  | 8713    |
| <b>1969</b>   |         | Control Valve Complete Rebuilding Kit  | 7885    |
| <b>V-8 390 ENG.; V-8 428 ENG.; V-8 429 ENG.</b>                         |         | Control Valve Seal Kit   | 7889    |
| Pump Complete Rebuilding Kit  | 8500    | Power Cyl. Complete Rebuilding Kit   | 7875    |
| Pump Seal Kit   | 8501    | Power Cyl. Piston Rod Seal Kit   | 7877    |
| Pump Drive Shaft Seal Kit   | 8711    | Power Cyl. Boot Kit  | 8901    |
| Stg. Gear Complete Rebuilding Kit                                       | 8509    | <b>1962</b>  |         |
| Stg. Gear Major Seal Kit  | 7642    | <b>6-CYL. 223 ENG.; V-8 292 ENG.; V-8 352 ENG.; V-8 390 ENG.; V-8 406 ENG.</b> |         |
| Stg. Gear Input Shaft Seal Kit  | 8520    | Pump Seal Kit; W/Eaton P.S. Pump; ☆A   | 7168    |
| Stg. Gear Complete Pitman Shaft Seal Kit                                | 8768    | Pump Drive Shaft Seal Kit; W/Eaton P.S. Pump; ☆A                               | 8713    |
| Stg. Gear Lower Pitman Shaft Seal Kit                                   | 8515    | Control Valve Complete Rebuilding Kit  | 7885    |
| <b>1968</b>   |         | Control Valve Seal Kit   | 7889    |
| <b>V-8 390 ENG.; V-8 428 ENG.</b>                                       |         | Power Cyl. Complete Rebuilding Kit   | 7875    |
| Pump Complete Rebuilding Kit  | 8500    | Power Cyl. Piston Rod Seal Kit   | 7877    |
| Pump Seal Kit   | 8501    | Power Cyl. Boot Kit  | 8901    |
| Pump Drive Shaft Seal Kit   | 8711    | <b>1961</b>  |         |
| Stg. Gear Complete Rebuilding Kit                                       | 8509    | <b>V-8 292 ENG.; V-8 352 ENG.; V-8 390 ENG.</b>                                |         |
| Stg. Gear Major Seal Kit  | 7642    | Pump Seal Kit; W/Eaton P.S. Pump; ☆A   | 7168    |
| Stg. Gear Input Shaft Seal Kit  | 8520    | Pump Drive Shaft Seal Kit; W/Eaton P.S. Pump; ☆A                               | 8713    |
| Stg. Gear Complete Pitman Shaft Seal Kit                                | 8768    | Control Valve Complete Rebuilding Kit  | 7885    |
| Stg. Gear Lower Pitman Shaft Seal Kit                                   | 8515    | Control Valve Seal Kit   | 7889    |
| <b>1968 - Continued</b>   |         | Power Cyl. Complete Rebuilding Kit   | 7875    |
| <b>V-8 390 ENG.; V-8 428 ENG. - Continued</b>                           |         | Power Cyl. Piston Rod Seal Kit   | 7877    |
| Stg. Gear Lower Pitman Shaft Seal Kit                                   | 8515    | Power Cyl. Boot Kit  | 8901    |

☆ See Pages A14 - A15 For Pump or Gear Identification.

⊙ Packaged one bushing per box, order as required.

SYSTEM  
PUMP &  
GEAR  
IDENT.

SYSTEM &  
COM-  
PONENT  
IDENT.

PASS.  
CARS

LIGHT  
TRUCKS

MEDIUM/  
HEAVY  
TRUCKS

BUSES

HOSE  
NUMER-  
ICAL

REPAIR  
KITS

KIT  
NUMER-  
ICAL

ILLUSTRATIONS



# Power Steering Repair Kits for Passenger Cars and Light Trucks

|  | Application   | Kit No.   | Application   | Kit No.  |   |      |
|--|---|---|---|--|---|------|
| <b>SYSTEM PUMP &amp; GEAR IDENT.</b>     | <b>MERCURY - Continued</b>                                  |   | <b>MERCURY - Continued</b>  |  |   |      |
|  | <b>MONTEREY - Continued</b>                                 |   | <b>PARK LANE - Continued</b>  |  |   |      |
|  | <b>1961 - Continued</b>                                     |   | <b>1965</b>   |  |   |      |
|  | <b>V-8 292 ENG.; V-8 352 ENG.; V-8 390 ENG. - Continued</b> |   | <b>V-8 390 ENG.; V-8 427 ENG.</b>                                   |  |   |      |
|  |   | Power Cyl. Piston Rod Seal Kit.....                   | 7877  | Pump Complete Rebuilding Kit.....                                      | 8500  |      |
|  |   | Power Cyl. Boot Kit.....                              | 8901  | Pump Seal Kit.....   | 8501  |      |
|  | <b>SYSTEM &amp; COMPONENT IDENT.</b>                        | <b>1960</b>   |   | Pump Drive Shaft Seal Kit.....   |   | 8711 |
|  |   | <b>V-8 312 ENG.</b>                                   |   | Stg. Gear Complete Rebuilding Kit; W/Ford Stg. Gear; ☆P.....           |   | 8509 |
|  |   |   | Pump Seal Kit; W/Eaton P.S. Pump; ☆A.....                           | 7168   | Stg. Gear Complete Rebuilding Kit; W/Saginaw Stg. Gear; ☆N..... | 7858 |
|  |   |   | Pump Drive Shaft Seal Kit; W/Eaton P.S. Pump; ☆A.....               | 8713   | Stg. Gear Major Seal Kit; W/Ford Stg. Gear; ☆P.....             | 7642 |
|  |   | Control Valve Complete Rebuilding Kit.....            | 7885  | Stg. Gear Major Seal Kit; W/Saginaw Stg. Gear; ☆N.....                 | 7860  |      |
|  |   | Control Valve Seal Kit.....                           | 7889  | Stg. Gear Input Shaft Seal Kit; W/Ford Stg. Gear; ☆P.....              | 8520  |      |
|  |   | Power Cyl. Complete Rebuilding Kit.....               | 7875  | Stg. Gear Input Shaft Seal Kit; W/Saginaw Stg. Gear; ☆N.....           | 7095  |      |
|  |   | Power Cyl. Piston Rod Seal Kit.....                   | 7877  | Stg. Gear Complete Pitman Shaft Seal Kit; W/Ford Stg. Gear; ☆P.....    | 8768  |      |
|  |   |   |   | Stg. Gear Complete Pitman Shaft Seal Kit; W/Saginaw Stg. Gear; ☆N..... | 8766  |      |
|  |   |   |   | Stg. Gear Lower Pitman Shaft Seal Kit; W/Ford Stg. Gear; ☆P.....       | 8515  |      |
|  |   |   | Stg. Gear Lower Pitman Shaft Seal Kit; W/Saginaw Stg. Gear; ☆N..... | 7856   |   |      |
| <b>PASS. CARS</b>                        | <b>V-8 383 ENG.; V-8 430 ENG.</b>                           |   | <b>1964</b>   |  |   |      |
|  |   | Pump Seal Kit; W/Eaton P.S. Pump; ☆A.....             | 7168  | <b>V-8 390 ENG.; V-8 427 ENG.</b>                                      |   |      |
|  |   | Pump Drive Shaft Seal Kit; W/Eaton P.S. Pump; ☆A..... | 8713  | Pump Seal Kit.....   | 7168  |      |
|  |   | Control Valve Seal Kit.....                           | 7889  | Pump Drive Shaft Seal Kit.....   | 8713  |      |
|  |   | Power Cyl. Complete Rebuilding Kit.....               | 7875  | Control Valve Complete Rebuilding Kit.....                             | 7885  |      |
|  |   | Power Cyl. Piston Rod Seal Kit.....                   | 7877  | Control Valve Seal Kit.....  | 7889  |      |
|  | <b>LIGHT TRUCKS</b>   | <b>1959</b>   |   | Power Cyl. Complete Rebuilding Kit.....                                |   | 7875 |
|  |   | <b>V-8 312 ENG.; V-8 383 ENG.; V-8 430 ENG.</b>       |   | Power Cyl. Piston Rod Seal Kit.....                                    |   | 7877 |
|  |   |   | Pump Seal Kit; W/Eaton P.S. Pump; ☆A.....                           | 7168   | <b>1960</b>   |      |
|  |   |   | Pump Drive Shaft Seal Kit; W/Eaton P.S. Pump; ☆A.....               | 8713   | <b>V-8 430 ENG.</b>   |      |
|  |   | Power Cyl. Complete Rebuilding Kit.....               | 7875  | Pump Seal Kit; W/Eaton P.S. Pump; ☆A.....                              | 7168  |      |
|  |   | Power Cyl. Piston Rod Seal Kit.....                   | 7877  | Pump Drive Shaft Seal Kit; W/Eaton P.S. Pump; ☆A.....                  | 8713  |      |
| <b>MEDIUM/HEAVY TRUCKS</b>               |   | <b>1958</b>   |   | Control Valve Seal Kit.....  |   | 7889 |
|  |   | <b>V-8 383 ENG.; V-8 430 ENG.</b>                     |   | Power Cyl. Complete Rebuilding Kit.....                                |   | 7875 |
|  |   |   | Pump Seal Kit; W/Eaton P.S. Pump; ☆A.....                           | 7168   | Power Cyl. Piston Rod Seal Kit.....                             | 7877 |
|  |   |   | Pump Drive Shaft Seal Kit; W/Eaton P.S. Pump; ☆A.....               | 8713   | <b>1959-1958</b>  |      |
|  |   | Power Cyl. Complete Rebuilding Kit.....               | 7875  | <b>V-8 430 ENG.</b>  |   |      |
|  |   | Power Cyl. Piston Rod Seal Kit.....                   | 7877  | Pump Seal Kit; W/Eaton P.S. Pump; ☆A.....                              | 7168  |      |
|  | <b>BUSES</b>  | <b>1957</b>   |   | Pump Drive Shaft Seal Kit; W/Eaton P.S. Pump; ☆A.....                  |   | 8713 |
|  |   | <b>V-8 312 ENG.; V-8 368 ENG.</b>                     |   | Power Cyl. Complete Rebuilding Kit.....                                |   | 7875 |
|  |   |   | Power Cyl. Piston Rod Seal Kit.....                                 | 7877   | Power Cyl. Piston Rod Seal Kit.....                             | 7877 |
|  |   | <b>MYSTIQUE</b>                                       |   | Power Cyl. Complete Rebuilding Kit.....                                |   | 7875 |
| <b>1995</b>                              |   | Power Cyl. Piston Rod Seal Kit.....                   |   | 7877   |   |      |
| <b>4-CYL. 2.0 L ENG.; V-6 2.5 L ENG.</b> |   | <b>SABLE</b>  |   |  |   |      |
|  |   | Pump Seal Kit.....                                    | 8634  | <b>1995-1990</b>   |   |      |
|  |   | Pump Drive Shaft Seal Kit.....                        | 8635  | <b>V-6 3.0 L ENG.; V-6 3.8 L ENG.</b>                                  |   |      |
|  |   | Rack & Pinion Seal Kit.....                           | 8806  | Pump Complete Rebuilding Kit.....                                      | 8527  |      |
| <b>HOSE NUMERICAL</b>                    |   | <b>PARK LANE</b>                                      |   | Pump Seal Kit.....   |   | 8526 |
|  | <b>1968</b>   |   | Pump Drive Shaft Seal Kit.....                                      |  | 8711  |      |
|  | <b>V-8 390 ENG.; V-8 428 ENG.</b>                           |   | Rack & Pinion Seal Kit; W/O Variable Assist.....                    |  | 8611  |      |
|  |   | Pump Complete Rebuilding Kit.....                     | 8500  | Rack & Pinion Seal Kit; W/Variable Assist.....                         | 8810  |      |
|  |   | Pump Seal Kit.....                                    | 8501  | Rack & Pinion Upper Pinion Bearing Kit.....                            | 8588  |      |
|  |   | Pump Drive Shaft Seal Kit.....                        | 8711  | <b>1989-1988</b>   |   |      |
|  |   | Stg. Gear Complete Rebuilding Kit.....                | 8509  | <b>V-6 3.0 L ENG.; V-6 3.8 L ENG.</b>                                  |   |      |
|  |   | Stg. Gear Major Seal Kit.....                         | 7642  | Pump Complete Rebuilding Kit.....                                      | 8527  |      |
|  |   | Stg. Gear Input Shaft Seal Kit.....                   | 8520  | Pump Seal Kit.....   | 8526  |      |
|  |   | Stg. Gear Complete Pitman Shaft Seal Kit.....         | 8768  | Pump Drive Shaft Seal Kit.....   | 8711  |      |
|  | Stg. Gear Lower Pitman Shaft Seal Kit.....                  | 8515  | Rack & Pinion Seal Kit.....   | 8611   |   |      |
| <b>REPAIR KITS</b>                       | <b>1967</b>   |   | Rack & Pinion Upper Pinion Bearing Kit.....                         |  | 8588  |      |
|  | <b>V-8 410 ENG.; V-8 427 ENG.; V-8 428 ENG.</b>             |   | <b>1987</b>   |  |   |      |
|  |   | Pump Complete Rebuilding Kit.....                     | 8500  | <b>V-6 3.0 L ENG.</b>  |   |      |
|  |   | Pump Seal Kit.....                                    | 8501  | Pump Complete Rebuilding Kit.....                                      | 8527  |      |
|  |   | Pump Drive Shaft Seal Kit.....                        | 8711  | Pump Seal Kit.....   | 8526  |      |
|  |   | Stg. Gear Complete Rebuilding Kit.....                | 8509  | Pump Drive Shaft Seal Kit.....   | 8711  |      |
|  |   | Stg. Gear Major Seal Kit.....                         | 7642  | Rack & Pinion Seal Kit.....  | 8611  |      |
|  |   | Stg. Gear Input Shaft Seal Kit.....                   | 8520  | Rack & Pinion Upper Pinion Bearing Kit.....                            | 8588  |      |
|  |   | Stg. Gear Complete Pitman Shaft Seal Kit.....         | 8768  | <b>1986</b>  |   |      |
|  |   | Stg. Gear Lower Pitman Shaft Seal Kit.....            | 8515  | <b>4-CYL. 2.5 L ENG.; V-6 3.0 L ENG.</b>                               |   |      |
| <b>KIT NUMERICAL</b>                     | <b>1966</b>   |   | Pump Complete Rebuilding Kit.....                                   |  | 8527  |      |
|  | <b>V-8 390 ENG.; V-8 410 ENG.; V-8 428 ENG.</b>             |   | Pump Seal Kit.....  |  | 8526  |      |
|  |   | Pump Complete Rebuilding Kit.....                     | 8500  | Pump Drive Shaft Seal Kit.....   | 8711  |      |
|  |   | Pump Seal Kit.....                                    | 8501  | Rack & Pinion Seal Kit.....  | 8611  |      |
|  |   | Pump Drive Shaft Seal Kit.....                        | 8711  | Rack & Pinion Upper Pinion Bearing Kit.....                            | 8588  |      |
|  |   | Stg. Gear Complete Rebuilding Kit.....                | 8509  | <b>TOPAZ</b>   |   |      |
|  |   | Stg. Gear Major Seal Kit.....                         | 7642  | <b>1994-1993</b>   |   |      |
|  |   | Stg. Gear Input Shaft Seal Kit.....                   | 8520  | <b>4-CYL. 2.3 L ENG.</b>   |   |      |
|  |   | Stg. Gear Complete Pitman Shaft Seal Kit.....         | 8768  | Pump Seal Kit.....   |   | 8804 |
|  |   | Stg. Gear Lower Pitman Shaft Seal Kit.....            | 8515  |  |   |      |

☆ See Pages A14 - A15 For Pump or Gear Identification.

⊗ Packaged one bushing per box, order as required.

# Power Steering Repair Kits for Passenger Cars and Light Trucks

| Application  | Kit No. | Application   | Kit No. |
|--|---------|---|---------|
| <b>MERCURY - Continued</b>                         |         | <b>MERCURY - Continued</b>  |         |
| <b>TOPAZ - Continued</b>                           |         | <b>TURNPIKE CRUISER - Continued</b>                               |         |
| <b>1994-1993 - Continued</b>                       |         | <b>1957 - Continued</b>   |         |
| <b>4-CYL. 2.3 L ENG. - Continued</b>               |         | <b>V-8 368 ENG. - Continued</b>                                   |         |
| Rack & Pinion Seal Kit.....                        | 8629    | Power Cyl. Piston Rod Seal Kit.....                               | 7877    |
| <b>V-6 3.0 L ENG.</b>                              |         | <b>VILLAGER</b>   |         |
| Pump Seal Kit.....                                 | 8792    | <b>1995-1993</b>  |         |
| Rack & Pinion Seal Kit.....                        | 8629    | <b>V-6 3.0 L ENG.</b>   |         |
| <b>1992</b>  |         | Pump Seal Kit.....  |         |
| <b>4-CYL. 2.3 L ENG.</b>                           |         | Rack & Pinion Seal Kit.....                                       |         |
| Pump Seal Kit.....                                 | 8804    | 8799  |         |
| Rack & Pinion Seal Kit.....                        | 8629    | 8789  |         |
| <b>V-6 3.0 L ENG.</b>                              |         | <b>ZEPHYR</b>   |         |
| Pump Seal Kit.....                                 | 8792    | <b>1983</b>   |         |
| Rack & Pinion Seal Kit; W/Ford Stg. Gear; ☆Q.....  | 8629    | <b>4-CYL. 2.3 L ENG.; 6-CYL. 3.3 L ENG.</b>                       |         |
| Rack & Pinion Seal Kit; W/TRW Stg. Gear; ☆R.....   | 8612    | Pump Complete Rebuilding Kit.....                                 |         |
| <b>1991-1990</b>                                   |         | Pump Seal Kit.....  |         |
| <b>4-CYL. 2.3 L ENG.</b>                           |         | Pump Drive Shaft Seal Kit.....                                    |         |
| Pump Complete Rebuilding Kit.....                  | 8527    | Rack & Pinion Seal Kit; W/Ford Stg. Gear; ☆Q.....                 |         |
| Pump Seal Kit.....                                 | 8526    | Rack & Pinion Seal Kit; W/TRW Stg. Gear; ☆R.....                  |         |
| Pump Drive Shaft Seal Kit.....                     | 8711    | Rack & Pinion Mounting Kit.....                                   |         |
| Rack & Pinion Seal Kit.....                        | 8629    | Rack & Pinion Upper Pinion Bearing Kit; W/Ford Stg. Gear; ☆Q..... |         |
| Rack & Pinion Seal Kit.....                        | 8629    | Rack & Pinion Upper Pinion Bearing Kit; W/TRW Stg. Gear; ☆R.....  |         |
| <b>1989-1987</b>                                   |         | 8527  |         |
| <b>4-CYL. 2.3 L ENG.</b>                           |         | 8526  |         |
| Pump Complete Rebuilding Kit.....                  | 8527    | 8711  |         |
| Pump Seal Kit.....                                 | 8526    | 8589  |         |
| Pump Drive Shaft Seal Kit.....                     | 8711    | 8591  |         |
| Rack & Pinion Seal Kit; W/Ford Stg. Gear; ☆Q.....  | 8629    | 8565  |         |
| Rack & Pinion Seal Kit; W/TRW Stg. Gear; ☆R.....   | 8612    | 8588  |         |
| <b>1986-1984</b>                                   |         | 8592  |         |
| <b>4-CYL. 2.0 L DIESEL ENG.; 4-CYL. 2.3 L ENG.</b> |         | <b>1982-1981</b>  |         |
| Pump Complete Rebuilding Kit.....                  | 8527    | <b>4-CYL. 2.3 L ENG.; 6-CYL. 3.3 L ENG.; V-8 4.2 L ENG.</b>       |         |
| Pump Seal Kit.....                                 | 8526    | Pump Complete Rebuilding Kit.....                                 |         |
| Pump Drive Shaft Seal Kit.....                     | 8711    | Pump Seal Kit.....  |         |
| Rack & Pinion Seal Kit; W/Ford Stg. Gear; ☆Q.....  | 8629    | Pump Drive Shaft Seal Kit.....                                    |         |
| Rack & Pinion Seal Kit; W/TRW Stg. Gear; ☆R.....   | 8612    | Rack & Pinion Seal Kit; W/Ford Stg. Gear; ☆Q.....                 |         |
| <b>1986-1984</b>                                   |         | Rack & Pinion Seal Kit; W/TRW Stg. Gear; ☆R.....                  |         |
| <b>4-CYL. 2.0 L DIESEL ENG.; 4-CYL. 2.3 L ENG.</b> |         | 8565  |         |
| Pump Complete Rebuilding Kit.....                  | 8527    | 8588  |         |
| Pump Seal Kit.....                                 | 8526    | 8592  |         |
| Pump Drive Shaft Seal Kit.....                     | 8711    | <b>1980</b>   |         |
| Rack & Pinion Seal Kit.....                        | 8612    | <b>4-CYL. 2.3 L ENG.; 6-CYL. 3.3 L ENG.; V-8 4.2 L ENG.</b>       |         |
| <b>TRACER</b>                                      |         | Pump Complete Rebuilding Kit.....                                 |         |
| <b>1995-1994</b>                                   |         | Pump Seal Kit.....  |         |
| <b>4-CYL. 1.8 L ENG.</b>                           |         | Pump Drive Shaft Seal Kit.....                                    |         |
| Pump Seal Kit.....                                 | 8805    | Rack & Pinion Seal Kit; W/Ford Stg. Gear; ☆Q.....                 |         |
| Rack & Pinion Seal Kit.....                        | 8730    | Rack & Pinion Seal Kit; W/TRW Stg. Gear; ☆R.....                  |         |
| <b>4-CYL. 1.9 L ENG.</b>                           |         | 8565  |         |
| Pump Complete Rebuilding Kit.....                  | 8527    | 8588  |         |
| Pump Seal Kit.....                                 | 8526    | <b>1979</b>   |         |
| Pump Drive Shaft Seal Kit.....                     | 8711    | <b>4-CYL. 140 ENG.; 6-CYL. 200 ENG.; V-8 302 ENG.</b>             |         |
| Rack & Pinion Seal Kit.....                        | 8730    | Pump Complete Rebuilding Kit.....                                 |         |
| Rack & Pinion Upper Pinion Bearing Kit.....        | 8588    | Pump Seal Kit.....  |         |
| <b>1993-1991</b>                                   |         | Pump Drive Shaft Seal Kit.....                                    |         |
| <b>4-CYL. 1.8 L ENG.</b>                           |         | Rack & Pinion Seal Kit.....                                       |         |
| Pump Seal Kit.....                                 | 8805    | Rack & Pinion Mounting Kit.....                                   |         |
| Rack & Pinion Seal Kit.....                        | 8731    | Rack & Pinion Upper Pinion Bearing Kit.....                       |         |
| <b>4-CYL. 1.9 L ENG.</b>                           |         | 8588  |         |
| Pump Complete Rebuilding Kit.....                  | 8527    | <b>1978</b>   |         |
| Pump Seal Kit.....                                 | 8526    | <b>4-CYL. 140 ENG.; 6-CYL. 200 ENG.; V-8 302 ENG.</b>             |         |
| Pump Drive Shaft Seal Kit.....                     | 8711    | Pump Complete Rebuilding Kit.....                                 |         |
| Rack & Pinion Seal Kit.....                        | 8730    | Pump Seal Kit.....  |         |
| Rack & Pinion Upper Pinion Bearing Kit.....        | 8588    | Pump Drive Shaft Seal Kit.....                                    |         |
| <b>1990</b>  |         | Rack & Pinion Seal Kit; W/Ford Stg. Gear; ☆Q.....                 |         |
| <b>4-CYL. 1.6 L ENG. (CANADA)</b>                  |         | Rack & Pinion Seal Kit; W/TRW Stg. Gear; ☆R.....                  |         |
| Rack & Pinion Seal Kit.....                        | 8887    | Rack & Pinion Mounting Kit.....                                   |         |
| <b>1989-1988</b>                                   |         | Rack & Pinion Upper Pinion Bearing Kit; W/Ford Stg. Gear; ☆Q..... |         |
| <b>4-CYL. 1.6 L ENG.</b>                           |         | Rack & Pinion Upper Pinion Bearing Kit; W/TRW Stg. Gear; ☆R.....  |         |
| Pump Seal Kit; Wagon.....                          | 8836    | 8527  |         |
| Rack & Pinion Seal Kit.....                        | 8887    | 8526  |         |
| <b>1987</b>  |         | 8711  |         |
| <b>4-CYL. 1.6 L ENG. (CANADA)</b>                  |         | 8589  |         |
| Rack & Pinion Seal Kit.....                        | 8887    | 8591  |         |
| <b>TURNPIKE CRUISER</b>                            |         | 8565  |         |
| <b>1957</b>  |         | 8588  |         |
| <b>V-8 368 ENG.</b>                                |         | 8592  |         |
| Power Cyl. Complete Rebuilding Kit.....            | 7875    | <b>MERKUR</b>   |         |
|  |         | <b>SCORPIO</b>  |         |
|  |         | <b>1989-1988</b>  |         |
|  |         | <b>V-6 2.9 L ENG.</b>   |         |
|  |         | Pump Complete Rebuilding Kit.....                                 |         |
|  |         | Pump Seal Kit.....  |         |
|  |         | Pump Drive Shaft Seal Kit.....                                    |         |
|  |         | 8561  |         |
|  |         | 8554  |         |
|  |         | 8712  |         |
|  |         | <b>XR4TI</b>  |         |
|  |         | <b>1989-1985</b>  |         |
|  |         | <b>4-CYL. 2.3 L ENG.</b>  |         |
|  |         | Pump Complete Rebuilding Kit.....                                 |         |
|  |         | Pump Seal Kit.....  |         |
|  |         | Pump Drive Shaft Seal Kit.....                                    |         |
|  |         | 8527  |         |
|  |         | 8526  |         |
|  |         | 8711  |         |

SYSTEM  
PUMP &  
GEAR  
IDENT.

SYSTEM &  
COM-  
PONENT  
IDENT.

PASS.  
CARS

LIGHT  
TRUCKS

MEDIUM/  
HEAVY  
TRUCKS

BUSES

HOSE  
NUMER-  
ICAL

REPAIR  
KITS

KIT  
NUMER-  
ICAL

ILLU-  
STRATIONS

☆ See Pages A14 - A15 For Pump or Gear Identification.

☛ Packaged one bushing per box, order as required.

# Power Steering Repair Kits for Passenger Cars and Light Trucks

|                           | Application                                 | Kit No.  | Application                                 | Kit No.   |  |      |
|---------------------------|---|--|---|---|--|------|
| SYSTEM PUMP & GEAR IDENT. | <b>MITSUBISHI</b>                           |  | <b>MITSUBISHI - Continued</b>               |   |  |      |
|                           | <b>CORDIA</b>                               |  | <b>GALANT - Continued</b>                   |   |  |      |
|                           | <b>1988-1984</b>                            |  | <b>1993 - Continued</b>                     |   |  |      |
|                           | <b>4-CYL. 1.8 L ENG.; 4-CYL. 2.0 L ENG.</b> |  | <b>4-CYL. 2.0 L ENG. - Continued</b>        |   |  |      |
|                           |   | Pump Seal Kit.....                               | 8825  | Pump Seal Kit; Jan. 31 & Older.....                               | 8721                                       |      |
|                           |   | Rack & Pinion Seal Kit.....                      | 8654  | Rack & Pinion Seal Kit; Feb. & Newer.....                         | 8870                                       |      |
|                           |   |  |   | Rack & Pinion Seal Kit; Jan. 31 & Older.....                      | 8655                                       |      |
|                           | SYSTEM & COMPONENT IDENT.                   | <b>1983</b>                                      |   | <b>1992</b>   |  |      |
|                           |   | <b>4-CYL. 1.8 L ENG.</b>                         |   | <b>4-CYL. 2.0 L ENG.</b>  |  |      |
|                           |   |  | Rack & Pinion Seal Kit.....                 | 8654  | Pump Seal Kit; W/2-Piece Pump Housing..... | 8721 |
| <b>DIAMANTE</b>           |   | Pump Seal Kit; W/3-Piece Pump Housing.....       |   | 8722  |  |      |
| <b>1995</b>               |   | Rack & Pinion Seal Kit; W/2WD; W/DOHC Eng.....   |   | 8656  |  |      |
| <b>V-6 3.0 L ENG.</b>     |   | Rack & Pinion Seal Kit; W/2WD; W/SOHC Eng.....   |   | 8655  |  |      |
|                           |   | Pump Seal Kit.....                               | 8721  | Rack & Pinion Seal Kit; W/4WD; W/O Turbo; W/Auto. Trans.....      | 8691                                       |      |
|                           |   | Rack & Pinion Seal Kit.....                      | 8692  | Rack & Pinion Seal Kit; W/4WD; W/O Turbo; W/Man. Trans.....       | 8655                                       |      |
| PASS. CARS                |   | <b>1994</b>                                      |   | Rack & Pinion Seal Kit; W/Turbo; W/4-Wheel Stg.....               |  | 8658 |
|                           |   | <b>V-6 3.0 L ENG.</b>                            |   | <b>1991</b>   |  |      |
|                           |   | Pump Seal Kit; W/DOHC Eng.; Jun. & Newer.....    | 8721  | <b>4-CYL. 2.0 L ENG.</b>  |  |      |
|                           |   | Pump Seal Kit; W/DOHC Eng.; May & Older.....     | 8720  | Pump Seal Kit; W/2-Piece Pump Housing.....                        |  | 8721 |
|                           |   | Pump Seal Kit; W/SOHC Eng.; Jul. & Newer.....    | 8721  | Pump Seal Kit; W/3-Piece Pump Housing.....                        |  | 8722 |
|                           |   | Pump Seal Kit; W/SOHC Eng.; Jun. & Older.....    | 8720  | Rack & Pinion Seal Kit; W/AWD.....                                |  | 8655 |
|                           |   | Rack & Pinion Seal Kit.....                      | 8692  | Rack & Pinion Seal Kit; W/DOHC Eng.; W/O Turbo.....               |  | 8655 |
|                           | LIGHT TRUCKS                                | <b>1993-1992</b>                                 |   | Rack & Pinion Seal Kit; W/DOHC Eng.; W/Turbo; W/4-Wheel Stg. .... |  | 8658 |
|                           |   | <b>V-6 3.0 L ENG.</b>                            |   | Rack & Pinion Seal Kit; W/DOHC Eng.; W/Turbo; W/FWD.....          |  | 8656 |
|                           |   |  | Pump Seal Kit.....                          | 8720  | Rack & Pinion Seal Kit; W/SOHC Eng.....    |      |
|                           |   | Rack & Pinion Seal Kit.....                      | 8692  | <b>1990</b>   |  |      |
| <b>ECLIPSE</b>            |   | <b>4-CYL. 2.0 L ENG.</b>                         |   |   |  |      |
| <b>1995</b>               |   | Pump Seal Kit; W/2-Piece Pump Housing.....       |   | 8721  |  |      |
|                           |   | Pump Seal Kit; W/O Turbo.....                    | 8798  | Pump Seal Kit; W/3-Piece Pump Housing.....                        |  | 8722 |
|                           |   | Pump Seal Kit; W/Turbo.....                      | 8824  | Rack & Pinion Seal Kit; W/2WD; W/DOHC Eng.....                    |  | 8656 |
|                           |   | Rack & Pinion Seal Kit.....                      | 8870  | Rack & Pinion Seal Kit; W/2WD; W/SOHC Eng.....                    |  | 8655 |
| MEDIUM/HEAVY TRUCKS       |   | <b>1994-1991</b>                                 |   | Rack & Pinion Seal Kit; W/AWD.....                                |  | 8655 |
|                           | <b>4-CYL. 1.8 L ENG.; 4-CYL. 2.0 L ENG.</b> |  | <b>1989</b>                                 |   |  |      |
|                           |   | Pump Seal Kit.....                               | 8721  | <b>4-CYL. 2.0 L ENG.</b>  |  |      |
|                           |   | Rack & Pinion Seal Kit.....                      | 8691  | Pump Seal Kit; W/2-Piece Pump Housing.....                        |  | 8721 |
|                           | <b>1990</b>                                 |  | Pump Seal Kit; W/3-Piece Pump Housing.....  |   | 8722                                       |      |
|                           | <b>4-CYL. 1.8 L ENG.</b>                    |  | Rack & Pinion Seal Kit; W/DOHC Eng.....     |   | 8656                                       |      |
|                           |   | Pump Seal Kit; W/2-Piece Pump Housing.....       | 8721  | Rack & Pinion Seal Kit; W/DOHC Eng.....                           |  | 8655 |
|                           |   | Pump Seal Kit; W/3-Piece Pump Housing.....       | 8722  | Rack & Pinion Seal Kit; W/SOHC Eng.....                           |  | 8655 |
|                           |   | Rack & Pinion Seal Kit; Jun. & Newer.....        | 8691  | <b>1988</b>   |  |      |
|                           |   | Rack & Pinion Seal Kit; May & Older.....         | 8655  | <b>V-6 3.0 L ENG.</b>   |  |      |
| BUSES                     | <b>4-CYL. 2.0 L ENG.</b>                    |  | Pump Seal Kit.....                          |   | 8722                                       |      |
|                           |   | Pump Seal Kit; W/2-Piece Pump Housing.....       | 8721  | Rack & Pinion Seal Kit.....                                       |  | 8655 |
|                           |   | Pump Seal Kit; W/3-Piece Pump Housing.....       | 8722  | <b>1987-1986</b>  |  |      |
|                           |   | Rack & Pinion Seal Kit; Jun. & Newer.....        | 8691  | <b>4-CYL. 2.4 L ENG.</b>  |  |      |
|                           |   | Rack & Pinion Seal Kit; May & Older.....         | 8655  | Pump Seal Kit.....  |  | 8825 |
|                           | <b>1994-1991</b>                            |  | Rack & Pinion Seal Kit.....                 |   | 8659                                       |      |
|                           | <b>4-CYL. 1.8 L ENG.; 4-CYL. 2.0 L ENG.</b> |  | <b>1985</b>                                 |   |  |      |
|                           |   | Pump Seal Kit.....                               | 8721  | <b>4-CYL. 2.4 L ENG.</b>  |  |      |
|                           |   | Rack & Pinion Seal Kit.....                      | 8691  | Pump Seal Kit; Feb. & Newer.....                                  |  | 8825 |
|                           |   | Rack & Pinion Seal Kit; W/FWD; Jun. & Newer..... | 8691  | Pump Seal Kit; Jan. 31 & Older.....                               |  | 8722 |
| HOSE NUMERICAL            |   | Rack & Pinion Seal Kit; W/FWD; May & Older.....  | 8655  | Rack & Pinion Seal Kit.....                                       |  | 8657 |
|                           | <b>EXPO</b>                                 |  | <b>MIRAGE</b>                               |   |  |      |
|                           | <b>1995</b>                                 |  | <b>1995</b>                                 |   |  |      |
|                           | <b>4-CYL. 2.4 L ENG.</b>                    |  | <b>4-CYL. 1.5 L ENG.; 4-CYL. 1.8 L ENG.</b> |   |  |      |
|                           |   | Pump Seal Kit.....                               | 8721  | Pump Seal Kit.....  |  | 8721 |
|                           | <b>1994-1992</b>                            |  | <b>1994</b>                                 |   |  |      |
|                           | <b>4-CYL. 1.8 L ENG.; 4-CYL. 2.4 L ENG.</b> |  | <b>4-CYL. 1.5 L ENG.</b>                    |   |  |      |
|                           |   | Pump Seal Kit.....                               | 8721  | Pump Seal Kit; Dec. 1 & Newer.....                                |  | 8721 |
|                           | <b>GALANT</b>                               |  | Pump Seal Kit; Nov. 30 & Older.....         |   | 8720                                       |      |
|                           | <b>1995</b>                                 |  | <b>4-CYL. 1.8 L ENG.</b>                    |   |  |      |
|                           | Pump Seal Kit.....                          | 8824   | Pump Seal Kit.....                          |   | 8720                                       |      |
|                           | Rack & Pinion Seal Kit.....                 | 8870   | <b>1993</b>                                 |   |  |      |
| REPAIR KITS               | <b>1994</b>                                 |  | <b>4-CYL. 1.5 L ENG.; 4-CYL. 1.8 L ENG.</b> |   |  |      |
|                           | <b>4-CYL. 2.4 L ENG.</b>                    |  | Pump Seal Kit.....                          |   | 8720                                       |      |
|                           |   | Pump Seal Kit.....                               | 8824  | <b>1992</b>   |  |      |
|                           |   | Rack & Pinion Seal Kit.....                      | 8870  | <b>4-CYL. 1.5 L ENG.; 4-CYL. 1.6 L ENG.</b>                       |  |      |
|                           | <b>1994</b>                                 |  | Pump Seal Kit; Jun. 19, 1992 & Older.....   |   | 8721                                       |      |
|                           | <b>4-CYL. 2.4 L ENG.</b>                    |  | Pump Seal Kit; Jun. 20, 1992 & Newer.....   |   | 8720                                       |      |
|                           |   | Pump Seal Kit.....                               | 8824  | Rack & Pinion Seal Kit; May 31 & Older.....                       |  | 8662 |
|                           |   | Rack & Pinion Seal Kit; W/DOHC Eng.....          | 8871  |   |  |      |
|                           |   | Rack & Pinion Seal Kit; W/SOHC Eng.....          | 8870  |   |  |      |
|                           | KIT NUMERICAL                               | <b>1993</b>                                      |   |   |  |      |
| <b>4-CYL. 2.0 L ENG.</b>  |   |  |   |   |  |      |
|                           |   | Pump Seal Kit; Feb. & Newer.....                 | 8824  |   |  |      |
| <b>ILLUSTRATIONS</b>      |   |  |   |   |  |      |

☆ See Pages A14 - A15 For Pump or Gear Identification.

⊗ Packaged one bushing per box, order as required.

# Power Steering Repair Kits for Passenger Cars and Light Trucks

| Application                                 | Kit No. | Application  | Kit No. |
|---|---------|--|---------|
| <b>MITSUBISHI - Continued</b>               |         | <b>MITSUBISHI - Continued</b>                      |         |
| <b>MIRAGE - Continued</b>                   |         | <b>PICKUP - Continued</b>                          |         |
| <b>1991</b>                                 |         | <b>1989-1987 - Continued</b>                       |         |
| <b>4-CYL. 1.5 L ENG.; 4-CYL. 1.6 L ENG.</b> |         | <b>4-CYL. 2.0 L ENG. - Continued</b>               |         |
| Pump Seal Kit.....                          | 8721    | Stg. Gear Major Seal Kit; W/4WD .....              | 8746    |
| Rack & Pinion Seal Kit.....                 | 8662    | <b>4-CYL. 2.6 L ENG.</b>                           |         |
| <b>1990</b>                                 |         | Pump Seal Kit..... 8791                            |         |
| <b>4-CYL. 1.5 L ENG.</b>                    |         | Stg. Gear Major Seal Kit; W/2WD .....              |         |
| Pump Seal Kit; W/2-Piece Pump Housing ..... | 8721    | Stg. Gear Major Seal Kit; W/4WD .....              |         |
| Pump Seal Kit; W/3-Piece Pump Housing ..... | 8722    | <b>1986</b>  |         |
| Rack & Pinion Seal Kit.....                 | 8662    | <b>4-CYL. 2.0 L ENG.</b>                           |         |
| <b>1989</b>                                 |         | Pump Seal Kit..... 8825                            |         |
| <b>4-CYL. 1.5 L ENG.; 4-CYL. 1.6 L ENG.</b> |         | Stg. Gear Major Seal Kit; W/2WD .....              |         |
| Pump Seal Kit; W/2-Piece Pump Housing ..... | 8721    | <b>4-CYL. 2.6 L ENG.</b>                           |         |
| Pump Seal Kit; W/3-Piece Pump Housing ..... | 8722    | Pump Complete Rebuilding Kit; Feb. & Older.....    |         |
| Rack & Pinion Seal Kit.....                 | 8662    | Pump Seal Kit; Feb. & Older.....                   |         |
| <b>1988</b>                                 |         | Pump Seal Kit; Mar. & Newer.....                   |         |
| <b>4-CYL. 1.5 L ENG.; 4-CYL. 1.6 L ENG.</b> |         | Pump Drive Shaft Seal Kit; Feb. & Older.....       |         |
| Pump Seal Kit.....                          | 8825    | Stg. Gear Major Seal Kit; W/2WD .....              |         |
| Rack & Pinion Seal Kit; Apr. 1 & Newer..... | 8662    | <b>1985-1984</b>                                   |         |
| <b>1987-1986</b>                            |         | <b>4-CYL. 2.0 L ENG.; 4-CYL. 2.3 L DIESEL ENG.</b> |         |
| <b>4-CYL. 1.5 L ENG.; 4-CYL. 1.6 L ENG.</b> |         | Pump Seal Kit..... 8825                            |         |
| Pump Seal Kit.....                          | 8825    | Stg. Gear Major Seal Kit; W/2WD .....              |         |
| <b>1985</b>                                 |         | <b>4-CYL. 2.6 L ENG.</b>                           |         |
| <b>4-CYL. 1.5 L ENG.; 4-CYL. 1.6 L ENG.</b> |         | Pump Complete Rebuilding Kit .....                 |         |
| Pump Seal Kit.....                          | 8825    | Pump Seal Kit.....                                 |         |
| Rack & Pinion Seal Kit.....                 | 8660    | Pump Drive Shaft Seal Kit.....                     |         |
| <b>MONTERO</b>                              |         | Stg. Gear Major Seal Kit; W/2WD .....              |         |
| <b>1995-1994</b>                            |         | <b>1983</b>  |         |
| <b>V-6 3.0 L ENG.; V-6 3.5 L ENG.</b>       |         | <b>4-CYL. 2.0 L ENG.; 4-CYL. 2.3 L DIESEL ENG.</b> |         |
| Pump Seal Kit.....                          | 8721    | Pump Seal Kit..... 8599                            |         |
| Stg. Gear Major Seal Kit.....               | 8848    | Stg. Gear Major Seal Kit; W/2WD .....              |         |
| <b>1993-1992</b>                            |         | <b>4-CYL. 2.6 L ENG.</b>                           |         |
| <b>V-6 3.0 L ENG.</b>                       |         | Pump Complete Rebuilding Kit .....                 |         |
| Pump Seal Kit.....                          | 8721    | Pump Seal Kit.....                                 |         |
| <b>1991-1990</b>                            |         | Pump Drive Shaft Seal Kit.....                     |         |
| <b>V-6 3.0 L ENG.</b>                       |         | Stg. Gear Major Seal Kit; W/2WD .....              |         |
| Pump Seal Kit.....                          | 8722    | <b>1983</b>  |         |
| <b>1989</b>                                 |         | <b>4-CYL. 2.0 L ENG.; 4-CYL. 2.3 L DIESEL ENG.</b> |         |
| <b>4-CYL. 2.6 L ENG.</b>                    |         | Pump Seal Kit..... 8599                            |         |
| Pump Seal Kit.....                          | 8825    | Stg. Gear Major Seal Kit; W/2WD .....              |         |
| Stg. Gear Major Seal Kit.....               | 8747    | <b>4-CYL. 2.6 L ENG.</b>                           |         |
| <b>V-6 3.0 L ENG.</b>                       |         | Pump Complete Rebuilding Kit .....                 |         |
| Pump Seal Kit.....                          | 8722    | Pump Seal Kit.....                                 |         |
| Stg. Gear Major Seal Kit.....               | 8747    | Pump Drive Shaft Seal Kit.....                     |         |
| <b>1988-1986</b>                            |         | Stg. Gear Major Seal Kit; W/2WD .....              |         |
| <b>4-CYL. 2.6 L ENG.</b>                    |         | <b>PRECIS</b>                                      |         |
| Pump Seal Kit.....                          | 8825    | <b>1994</b>  |         |
| Stg. Gear Major Seal Kit.....               | 8747    | <b>4-CYL. 1.5 L ENG.</b>                           |         |
| <b>1985-1984</b>                            |         | Pump Seal Kit..... 8843                            |         |
| <b>4-CYL. 2.6 L ENG.</b>                    |         | <b>1993-1990</b>                                   |         |
| Pump Seal Kit.....                          | 8722    | <b>4-CYL. 1.5 L ENG.</b>                           |         |
| Stg. Gear Major Seal Kit.....               | 8747    | Pump Seal Kit..... 8791                            |         |
| <b>1985-1984</b>                            |         | Rack & Pinion Seal Kit.....                        |         |
| <b>4-CYL. 2.6 L ENG.</b>                    |         | 8662   |         |
| Pump Seal Kit.....                          | 8825    | <b>1989-1987</b>                                   |         |
| Stg. Gear Major Seal Kit.....               | 8747    | <b>4-CYL. 1.5 L ENG.</b>                           |         |
| <b>1985-1984</b>                            |         | Pump Seal Kit..... 8722                            |         |
| <b>4-CYL. 2.6 L ENG.</b>                    |         | Rack & Pinion Seal Kit.....                        |         |
| Pump Seal Kit.....                          | 8722    | 8662   |         |
| Stg. Gear Major Seal Kit.....               | 8747    | <b>SIGMA</b>                                       |         |
| <b>1985-1984</b>                            |         | <b>1990</b>  |         |
| <b>4-CYL. 2.6 L ENG.</b>                    |         | <b>V-6 3.0 L ENG.</b>                              |         |
| Pump Seal Kit.....                          | 8722    | Pump Seal Kit..... 8722                            |         |
| Stg. Gear Major Seal Kit.....               | 8747    | Rack & Pinion Seal Kit.....                        |         |
| <b>1985-1984</b>                            |         | 8661   |         |
| <b>4-CYL. 2.6 L ENG.</b>                    |         | <b>1989</b>  |         |
| Pump Seal Kit.....                          | 8791    | <b>V-6 3.0 L ENG.</b>                              |         |
| Stg. Gear Major Seal Kit.....               | 8745    | Pump Seal Kit..... 8722                            |         |
| <b>1994-1990</b>                            |         | Rack & Pinion Seal Kit; Jun. 1 & Newer.....        |         |
| <b>4-CYL. 2.4 L ENG.; V-6 3.0 L ENG.</b>    |         | Rack & Pinion Seal Kit; May 31 & Older .....       |         |
| Pump Seal Kit.....                          | 8791    | 8659   |         |
| Stg. Gear Major Seal Kit; W/2WD .....       | 8745    | <b>STARION</b>                                     |         |
| Stg. Gear Major Seal Kit; W/4WD .....       | 8746    | <b>1989-1984</b>                                   |         |
| <b>1989-1987</b>                            |         | <b>4-CYL. 2.6 L ENG.</b>                           |         |
| <b>4-CYL. 2.0 L ENG.</b>                    |         | Pump Seal Kit..... 8722                            |         |
| Pump Seal Kit.....                          | 8825    | Stg. Gear Major Seal Kit.....                      |         |
| Stg. Gear Major Seal Kit; W/2WD .....       | 8745    | 8745   |         |

**SYSTEM PUMP & GEAR IDENT.**

**SYSTEM & COMPONENT IDENT.**

**PASS. CARS**

**LIGHT TRUCKS**

**MEDIUM/HEAVY TRUCKS**

**BUSES**

**HOSE NUMERICAL**

**REPAIR KITS**

**KIT NUMERICAL**

**ILLUSTRATIONS**

☆ See Pages A14 - A15 For Pump or Gear Identification.

⊗ Packaged one bushing per box, order as required.



# Power Steering Repair Kits for Passenger Cars and Light Trucks

|  | Application                          | Kit No.  | Application                 | Kit No. |
|--|--------------------------------------|--|-----------------------------|---------|
| SYSTEM PUMP & GEAR IDENT.                        | <b>MITSUBISHI - Continued</b>        |  | <b>NISSAN - Continued</b>   |         |
|  | <b>TREDIA</b>                        |  | <b>MAXIMA - Continued</b>   |         |
|  | <b>1988-1984</b>                     |  | <b>1993-1989</b>            |         |
|  | 4-CYL. 1.8 L ENG.; 4-CYL. 2.0 L ENG. |  | V-6 3.0 L ENG.              |         |
|  | Pump Seal Kit.....                   |  | Pump Seal Kit.....          |         |
|  | Rack & Pinion Seal Kit.....          |  | Rack & Pinion Seal Kit..... |         |
|  | <b>1983</b>                          |  | <b>1988-1987</b>            |         |
|  | 4-CYL. 1.8 L ENG.                    |  | V-6 3.0 L ENG.              |         |
|  | Rack & Pinion Seal Kit.....          |  | Pump Seal Kit; Sedan.....   |         |
|  | <b>VAN</b>                           |  | Pump Seal Kit; Wagon.....   |         |
| <b>1990-1988</b>                                 |                                      | Rack & Pinion Seal Kit.....                                |                             |         |
| 4-CYL. 2.4 L ENG.                                |                                      | <b>1986</b>  |                             |         |
| Pump Seal Kit.....                               |                                      | V-6 3.0 L ENG.   |                             |         |
| Rack & Pinion Seal Kit.....                      |                                      | Pump Seal Kit; Sedan.....                                  |                             |         |
| <b>1987</b>                                      |                                      | Pump Seal Kit; Wagon.....                                  |                             |         |
| 4-CYL. 2.4 L ENG.                                |                                      | Rack & Pinion Seal Kit.....                                |                             |         |
| Pump Seal Kit; Apr. 1 & Newer.....               |                                      | <b>1985</b>  |                             |         |
| Pump Seal Kit; Mar. & Older.....                 |                                      | V-6 3.0 L ENG.   |                             |         |
| Rack & Pinion Seal Kit.....                      |                                      | Pump Seal Kit.....   |                             |         |
| <b>3000GT</b>                                    |                                      | Rack & Pinion Seal Kit.....                                |                             |         |
| <b>1995</b>                                      |                                      | <b>1984</b>  |                             |         |
| V-6 3.0 L ENG.                                   |                                      | 6-CYL. 2.4 L ENG.  |                             |         |
| Pump Seal Kit; W/O Turbo.....                    |                                      | Pump Complete Rebuilding Kit; W/Saginaw P.S. Pump; ☆B..... |                             |         |
| Pump Seal Kit; W/Turbo; Front.....               |                                      | Pump Seal Kit; W/Atsugi P.S. Pump.....                     |                             |         |
| Pump Seal Kit; W/Turbo; Rear.....                |                                      | Pump Seal Kit; W/Saginaw P.S. Pump; ☆B.....                |                             |         |
| Rack & Pinion Seal Kit.....                      |                                      | Pump Drive Shaft Seal Kit; W/Saginaw P.S. Pump; ☆B.....    |                             |         |
| <b>1994</b>                                      |                                      | Rack & Pinion Seal Kit.....                                |                             |         |
| V-6 3.0 L ENG.                                   |                                      | <b>1983-1981</b>   |                             |         |
| Pump Seal Kit; W/O Turbo; Jul. & Newer.....      |                                      | 6-CYL. 2.4 L ENG.  |                             |         |
| Pump Seal Kit; W/O Turbo; Jun. & Older.....      |                                      | Pump Complete Rebuilding Kit; W/Saginaw P.S. Pump; ☆B..... |                             |         |
| Pump Seal Kit; W/Turbo; Front.....               |                                      | Pump Seal Kit; W/Atsugi P.S. Pump.....                     |                             |         |
| Pump Seal Kit; W/Turbo; Rear.....                |                                      | Pump Seal Kit; W/Saginaw P.S. Pump; ☆B.....                |                             |         |
| Rack & Pinion Seal Kit.....                      |                                      | Pump Drive Shaft Seal Kit; W/Saginaw P.S. Pump; ☆B.....    |                             |         |
| <b>1993-1991</b>                                 |                                      | Rack & Pinion Seal Kit.....                                |                             |         |
| V-6 3.0 L ENG.                                   |                                      | 6-CYL. 2.8 L DIESEL ENG.                                   |                             |         |
| Pump Seal Kit; W/O Turbo.....                    |                                      | Pump Seal Kit.....   |                             |         |
| Pump Seal Kit; W/Turbo; Front.....               |                                      | Rack & Pinion Seal Kit.....                                |                             |         |
| Pump Seal Kit; W/Turbo; Rear.....                |                                      | <b>NX</b>  |                             |         |
| Rack & Pinion Seal Kit.....                      |                                      | <b>1993-1991</b>   |                             |         |
| <b>NISSAN</b>                                    |                                      | 4-CYL. 1.6 L ENG.  |                             |         |
| <b>ALTIMA</b>                                    |                                      | Pump Seal Kit; Models made in Japan.....                   |                             |         |
| <b>1995-1993</b>                                 |                                      | Pump Seal Kit; Models made in USA.....                     |                             |         |
| 4-CYL. 2.4 L ENG.                                |                                      | Rack & Pinion Seal Kit; Models made in Japan.....          |                             |         |
| Pump Seal Kit.....                               |                                      | Rack & Pinion Seal Kit; Models made in USA.....            |                             |         |
| Rack & Pinion Seal Kit.....                      |                                      | 4-CYL. 2.0 L ENG.  |                             |         |
| <b>AXXESS</b>                                    |                                      | Pump Seal Kit.....   |                             |         |
| <b>1992</b>                                      |                                      | Rack & Pinion Seal Kit.....                                |                             |         |
| 4-CYL. 2.4 L ENG. (CANADA)                       |                                      | <b>PATHFINDER</b>  |                             |         |
| Pump Seal Kit.....                               |                                      | <b>1995-1993</b>   |                             |         |
| Rack & Pinion Seal Kit; W/4WD.....               |                                      | V-6 3.0 L ENG.   |                             |         |
| Rack & Pinion Seal Kit; W/FWD; Feb. & Older..... |                                      | Pump Seal Kit.....   |                             |         |
| <b>1991</b>                                      |                                      | Stg. Gear Major Seal Kit.....                              |                             |         |
| 4-CYL. 2.4 L ENG. (CANADA)                       |                                      | <b>1992-1991</b>   |                             |         |
| Pump Seal Kit.....                               |                                      | V-6 3.0 L ENG.   |                             |         |
| Rack & Pinion Seal Kit; W/4WD.....               |                                      | Pump Seal Kit.....   |                             |         |
| Rack & Pinion Seal Kit; W/FWD.....               |                                      | Stg. Gear Major Seal Kit.....                              |                             |         |
| <b>1990</b>                                      |                                      | <b>1990-1989</b>   |                             |         |
| 4-CYL. 2.4 L ENG.                                |                                      | V-6 3.0 L ENG.   |                             |         |
| Pump Seal Kit.....                               |                                      | Pump Seal Kit.....   |                             |         |
| Rack & Pinion Seal Kit; W/2WD.....               |                                      | Stg. Gear Major Seal Kit.....                              |                             |         |
| Rack & Pinion Seal Kit; W/4WD.....               |                                      | <b>1988</b>  |                             |         |
| <b>MAXIMA</b>                                    |                                      | 4-CYL. 2.4 L ENG. (CANADA)                                 |                             |         |
| <b>1995-1994</b>                                 |                                      | Pump Seal Kit.....   |                             |         |
| V-6 3.0 L ENG.                                   |                                      | Stg. Gear Major Seal Kit.....                              |                             |         |
| Pump Seal Kit.....                               |                                      | <b>1990-1989</b>   |                             |         |
| Rack & Pinion Seal Kit.....                      |                                      | V-6 3.0 L ENG.   |                             |         |
|  |                                      | Pump Seal Kit.....   |                             |         |
|  |                                      | Stg. Gear Major Seal Kit.....                              |                             |         |

☆ See Pages A14 - A15 For Pump or Gear Identification.

⊗ Packaged one bushing per box, order as required.

# Power Steering Repair Kits for Passenger Cars and Light Trucks

| Application   | Kit No. | Application   | Kit No. |
|---|---------|---|---------|
| <b>NISSAN - Continued</b>                                   |         | <b>NISSAN - Continued</b>   |         |
| <b>PATHFINDER - Continued</b>                               |         | <b>PICKUP - Continued</b>   |         |
| <b>1987</b>   |         | <b>1984</b>   |         |
| <b>4-CYL. 2.4 L ENG.; V-6 3.0 L ENG.</b>                    |         | <b>4-CYL. 2.0 L ENG.; 4-CYL. 2.5 L DIESEL ENG.</b>  |         |
| Pump Seal Kit.....  | 8723    | Pump Seal Kit.....  | 8723    |
| Stg. Gear Major Seal Kit.....                               | 8852    | <b>4-CYL. 2.4 L ENG.</b>  |         |
| <b>PICKUP</b>   |         | Pump Seal Kit.....  | 8835    |
| <b>1995-1994</b>  |         | <b>1983</b>   |         |
| <b>4-CYL. 2.4 L ENG.</b>                                    |         | <b>4-CYL. 2.0 L ENG.; 4-CYL. 2.2 L ENG.; 4-CYL. 2.2 L DIESEL ENG.; 4-CYL. 2.5 L DIESEL ENG.</b> |         |
| Pump Seal Kit.....  | 8724    | Pump Seal Kit.....  | 8723    |
| Stg. Gear Major Seal Kit; W/2WD.....                        | 8857    | <b>4-CYL. 2.4 L ENG.</b>  |         |
| Stg. Gear Major Seal Kit; W/4WD.....                        | 8851    | Pump Seal Kit.....  | 8835    |
| <b>V-6 3.0 L ENG.</b>                                       |         | <b>1982-1981</b>  |         |
| Pump Seal Kit.....  | 8724    | <b>4-CYL. 2.2 L ENG.; 4-CYL. 2.2 L DIESEL ENG.</b>  |         |
| Stg. Gear Major Seal Kit; W/2WD.....                        | 8858    | Pump Seal Kit.....  | 8604    |
| Stg. Gear Major Seal Kit; W/4WD.....                        | 8851    | <b>PULSAR NX</b>  |         |
| <b>1993-1991</b>  |         | <b>1990</b>   |         |
| <b>4-CYL. 2.4 L ENG.</b>                                    |         | <b>4-CYL. 1.6 L ENG.</b>  |         |
| Pump Seal Kit.....  | 8724    | Pump Seal Kit.....  | 8724    |
| Stg. Gear Major Seal Kit; W/2WD.....                        | 8857    | Rack & Pinion Seal Kit.....   | 8667    |
| Stg. Gear Major Seal Kit; W/4WD.....                        | 8851    | <b>1989</b>   |         |
| <b>V-6 3.0 L ENG.</b>                                       |         | <b>4-CYL. 1.6 L ENG.</b>  |         |
| Pump Seal Kit.....  | 8724    | Pump Seal Kit.....  | 8724    |
| Stg. Gear Major Seal Kit; W/2WD.....                        | 8858    | Rack & Pinion Seal Kit.....   | 8667    |
| Stg. Gear Major Seal Kit; W/4WD.....                        | 8859    | <b>4-CYL. 1.8 L ENG.</b>  |         |
| <b>1990</b>   |         | Pump Seal Kit.....  |         |
| <b>4-CYL. 2.4 L ENG.</b>                                    |         | 8724  |         |
| Pump Seal Kit.....  | 8724    | <b>1988</b>   |         |
| Stg. Gear Major Seal Kit; W/2WD.....                        | 8857    | <b>4-CYL. 1.6 L ENG.</b>  |         |
| Stg. Gear Major Seal Kit; W/4WD.....                        | 8851    | Pump Seal Kit.....  | 8725    |
| <b>V-6 3.0 L ENG.</b>                                       |         | Rack & Pinion Seal Kit.....   | 8667    |
| Pump Seal Kit.....  | 8724    | <b>4-CYL. 1.8 L ENG.</b>  |         |
| Stg. Gear Major Seal Kit; W/2WD.....                        | 8858    | Pump Seal Kit.....  | 8724    |
| Stg. Gear Major Seal Kit; W/4WD.....                        | 8851    | <b>1987</b>   |         |
| <b>1989</b>   |         | <b>4-CYL. 1.6 L ENG.</b>  |         |
| <b>4-CYL. 2.4 L ENG.</b>                                    |         | Pump Seal Kit; W/DOHC Eng.....  | 8724    |
| Pump Seal Kit; Aug. & Newer.....                            | 8724    | Pump Seal Kit; W/SOHC Eng.....  | 8725    |
| Pump Seal Kit; Jul. & Older.....                            | 8723    | Rack & Pinion Seal Kit; W/SOHC Eng.....   | 8667    |
| Stg. Gear Major Seal Kit; W/2WD.....                        | 8857    | <b>1986</b>   |         |
| Stg. Gear Major Seal Kit; W/4WD.....                        | 8851    | <b>4-CYL. 1.6 L ENG.</b>  |         |
| <b>V-6 3.0 L ENG.</b>                                       |         | Pump Seal Kit.....  | 8640    |
| Pump Seal Kit.....  | 8724    | Rack & Pinion Seal Kit.....   | 8667    |
| Stg. Gear Major Seal Kit; W/2WD.....                        | 8858    | <b>1985</b>   |         |
| Stg. Gear Major Seal Kit; W/4WD.....                        | 8851    | <b>4-CYL. 1.6 L ENG.</b>  |         |
| <b>1988</b>   |         | Pump Seal Kit.....  | 8640    |
| <b>4-CYL. 2.4 L ENG.</b>                                    |         | Rack & Pinion Seal Kit.....   | 8668    |
| Pump Seal Kit.....  | 8723    | <b>1984-1983</b>  |         |
| Stg. Gear Major Seal Kit; W/2WD.....                        | 8857    | <b>4-CYL. 1.5 L ENG.; 4-CYL. 1.6 L ENG.</b>   |         |
| <b>V-6 3.0 L ENG.</b>                                       |         | Pump Seal Kit.....  | 8640    |
| Pump Seal Kit.....  | 8724    | Rack & Pinion Seal Kit.....   | 8669    |
| Stg. Gear Major Seal Kit; W/2WD.....                        | 8858    | <b>QUEST</b>  |         |
| <b>1987</b>   |         | <b>1995-1993</b>  |         |
| <b>4-CYL. 2.4 L ENG.; 4-CYL. 2.5 L DIESEL ENG. (CANADA)</b> |         | <b>V-6 3.0 L ENG.</b>   |         |
| Pump Seal Kit.....  | 8723    | Pump Seal Kit.....  | 8799    |
| Stg. Gear Major Seal Kit; W/2WD.....                        | 8857    | Rack & Pinion Seal Kit.....   | 8789    |
| <b>V-6 3.0 L ENG.</b>                                       |         | <b>SENTRA</b>   |         |
| Pump Seal Kit.....  | 8723    | <b>1995</b>   |         |
| Stg. Gear Major Seal Kit; W/2WD.....                        | 8858    | <b>4-CYL. 1.6 L ENG.</b>  |         |
| <b>1986</b>   |         | Pump Seal Kit.....  | 8799    |
| <b>4-CYL. 2.4 L ENG.; 4-CYL. 2.5 L DIESEL ENG.</b>          |         | Rack & Pinion Seal Kit.....   | 8880    |
| Pump Seal Kit.....  | 8723    | <b>1994-1991</b>  |         |
| Stg. Gear Major Seal Kit; W/2WD.....                        | 8857    | <b>4-CYL. 1.6 L ENG.</b>  |         |
| <b>V-6 3.0 L ENG.</b>                                       |         | Pump Seal Kit; Models made in Japan.....  | 8830    |
| Pump Seal Kit.....  | 8723    | Pump Seal Kit; Models made in USA.....  | 8724    |
| Stg. Gear Major Seal Kit; W/2WD.....                        | 8858    | Rack & Pinion Seal Kit; Models made in Japan.....   | 8891    |
| <b>1985</b>   |         | Rack & Pinion Seal Kit; Models made in USA.....   | 8880    |
| <b>4-CYL. 2.4 L ENG.</b>                                    |         |   |         |
| Pump Seal Kit.....  | 8835    |   |         |
| <b>4-CYL. 2.5 L DIESEL ENG.</b>                             |         |   |         |
| Pump Seal Kit.....  | 8723    |   |         |

|                                      |
|--------------------------------------|
| SYSTEM<br>PUMP &<br>GEAR<br>IDENT.   |
| SYSTEM &<br>COM-<br>PONENT<br>IDENT. |
| PASS.<br>CARS                        |
| LIGHT<br>TRUCKS                      |
| MEDIUM/<br>HEAVY<br>TRUCKS           |
| BUSES                                |
| HOSE<br>NUMER-<br>ICAL               |
| REPAIR<br>KITS                       |
| KIT<br>NUMER-<br>ICAL                |
| ILLUST-<br>RATIONS                   |

☆ See Pages A14 - A15 For Pump or Gear Identification.

⊗ Packaged one bushing per box, order as required.

# Power Steering Repair Kits for Passenger Cars and Light Trucks

|   | Application   | Kit No.  | Application                                 | Kit No.  |                          |      |      |
|---|---|--|---|--|--------------------------|------|------|
| <b>SYSTEM PUMP &amp; GEAR IDENT.</b>                                  | <b>NISSAN - Continued</b>                                   |  | <b>NISSAN - Continued</b>                   |  |                          |      |      |
|   | <b>SENTRA - Continued</b>                                   |  | <b>STANZA - Continued</b>                   |  |                          |      |      |
|   | <b>1994-1991 - Continued</b>                                |  | <b>1986 - Continued</b>                     |  |                          |      |      |
|   | <b>4-CYL. 2.0 L ENG.</b>                                    |  | <b>4-CYL. 2.0 L ENG. - Continued</b>        |  |                          |      |      |
|   |   | Pump Seal Kit.....                                 | 8830  | Rack & Pinion Seal Kit; Wagon.....                                   | 8669                     |      |      |
|   |   | Rack & Pinion Seal Kit.....                        | 8891  |  |                          |      |      |
|   | <b>1990</b>   |  | <b>1985</b>                                 |  |                          |      |      |
|   | <b>4-CYL. 1.6 L ENG.</b>                                    |  | <b>4-CYL. 2.0 L ENG.</b>                    |  |                          |      |      |
|   |   | Pump Seal Kit.....                                 | 8724  | Pump Seal Kit; Sedan.....  | 8640                     |      |      |
|   |   | Rack & Pinion Seal Kit; W/2WD.....                 | 8667  | Rack & Pinion Seal Kit.....  | 8669                     |      |      |
|   |   | Rack & Pinion Seal Kit; W/4WD.....                 | 8761  |  |                          |      |      |
|   | <b>1989</b>   |  | <b>1984-1982</b>                            |  |                          |      |      |
|   | <b>4-CYL. 1.6 L ENG.</b>                                    |  | <b>4-CYL. 2.0 L ENG.</b>                    |  |                          |      |      |
|   |   | Pump Seal Kit.....                                 | 8724  | Pump Seal Kit.....   | 8640                     |      |      |
|   |   | Rack & Pinion Seal Kit; W/2WD.....                 | 8667  | Rack & Pinion Seal Kit.....  | 8669                     |      |      |
|   | Rack & Pinion Seal Kit; W/AWD.....                          | 8761   |   |  |                          |      |      |
| <b>PASS. CARS</b>   | <b>1988</b>   |  | <b>VAN</b>                                  |  |                          |      |      |
|   | <b>4-CYL. 1.6 L ENG.</b>                                    |  | <b>1990</b>                                 |  |                          |      |      |
|   |   | Pump Seal Kit.....                                 | 8724  | <b>4-CYL. 2.4 L ENG.</b>   |                          |      |      |
|   |   | Rack & Pinion Seal Kit; W/2WD.....                 | 8667  | Pump Seal Kit.....   |                          | 8724 |      |
|   |   | Rack & Pinion Seal Kit; W/AWD.....                 | 8761  |  |                          |      |      |
|   | <b>1987</b>   |  | <b>1988-1987</b>                            |  |                          |      |      |
|   | <b>4-CYL. 1.6 L ENG.; 4-CYL. 1.7 L DIESEL ENG. (CANADA)</b> |  | <b>4-CYL. 2.4 L ENG.</b>                    |  |                          |      |      |
|   |   | Pump Seal Kit; W/2WD.....                          | 8726  | Pump Seal Kit.....   |                          | 8724 |      |
|   |   | Pump Seal Kit; W/4WD.....                          | 8725  |  |                          |      |      |
|   |   | Rack & Pinion Seal Kit; W/2WD.....                 | 8667  |  |                          |      |      |
|   |   | Rack & Pinion Seal Kit; W/4WD.....                 | 8761  |  |                          |      |      |
|   | <b>LIGHT TRUCKS</b>   | <b>1986</b>  |   | <b>200SX</b>   |                          |      |      |
|   |   | <b>4-CYL. 1.6 L ENG.; 4-CYL. 1.7 L DIESEL ENG.</b> |   | <b>1995</b>  |                          |      |      |
|   |   |  | Pump Seal Kit.....                          | 8725   | <b>4-CYL. 1.6 L ENG.</b> |      |      |
|   |   |  | Rack & Pinion Seal Kit.....                 | 8667   | Pump Seal Kit.....       |      | 8799 |
|   |   | Rack & Pinion Seal Kit; W/4WD.....                 | 8761  | Rack & Pinion Seal Kit.....  |                          | 8880 |      |
| <b>1985-1984</b>  |   | <b>4-CYL. 2.0 L ENG.</b>                           |   |  |                          |      |      |
| <b>4-CYL. 1.6 L ENG.; 4-CYL. 1.7 L DIESEL ENG.</b>                    |   | <b>4-CYL. 2.0 L ENG.</b>                           |   |  |                          |      |      |
|   |   | Pump Seal Kit.....                                 | 8640  | Pump Seal Kit.....   |                          | 8830 |      |
|   |   | Rack & Pinion Seal Kit.....                        | 8668  | Rack & Pinion Seal Kit.....  |                          | 8880 |      |
| <b>1983</b>   |   | <b>1988</b>  |   |  |                          |      |      |
| <b>4-CYL. 1.5 L ENG.; 4-CYL. 1.6 L ENG.; 4-CYL. 1.7 L DIESEL ENG.</b> |   | <b>4-CYL. 2.0 L ENG.; V-6 3.0 L ENG.</b>           |   |  |                          |      |      |
|   |   | Pump Seal Kit.....                                 | 8640  | Pump Seal Kit.....   |                          | 8724 |      |
|   |   | Rack & Pinion Seal Kit.....                        | 8669  | Rack & Pinion Seal Kit.....  |                          | 8663 |      |
| <b>MEDIUM/HEAVY TRUCKS</b>  |   | <b>1982</b>  |   | <b>1987</b>  |                          |      |      |
|   |   | <b>4-CYL. 1.5 L ENG.</b>                           |   | <b>4-CYL. 1.8 L ENG. (CANADA); 4-CYL. 2.0 L ENG.; V-6 3.0 L ENG.</b> |                          |      |      |
|   |   | Pump Seal Kit.....                                 | 8640  | Pump Seal Kit.....   |                          | 8724 |      |
|   |   | Rack & Pinion Seal Kit.....                        | 8669  | Rack & Pinion Seal Kit.....  |                          | 8663 |      |
|   | <b>1986</b>   |  | <b>1986</b>                                 |  |                          |      |      |
|   | <b>4-CYL. 1.8 L ENG.; 4-CYL. 2.0 L ENG.</b>                 |  | <b>4-CYL. 1.8 L ENG.; 4-CYL. 2.0 L ENG.</b> |  |                          |      |      |
|   |   | Pump Seal Kit.....                                 | 8724  | Pump Seal Kit.....   |                          | 8724 |      |
|   |   | Rack & Pinion Seal Kit.....                        | 8670  | Rack & Pinion Seal Kit.....  |                          | 8670 |      |
|   | <b>1985-1984</b>  |  | <b>1985-1984</b>                            |  |                          |      |      |
|   | <b>4-CYL. 1.8 L ENG.; 4-CYL. 2.0 L ENG.</b>                 |  | <b>4-CYL. 1.8 L ENG.; 4-CYL. 2.0 L ENG.</b> |  |                          |      |      |
|   |   | Pump Seal Kit.....                                 | 8723  | Pump Seal Kit.....   |                          | 8723 |      |
|   |   | Rack & Pinion Seal Kit.....                        | 8670  | Rack & Pinion Seal Kit.....  |                          | 8670 |      |
|   | <b>BUSES</b>  | <b>1983-1982</b>                                   |   | <b>1983-1982</b>   |                          |      |      |
|   |   | <b>4-CYL. 2.2 L ENG.</b>                           |   | <b>4-CYL. 2.2 L ENG.</b>   |                          |      |      |
|   |   |  | Pump Seal Kit.....                          | 8604   | Pump Seal Kit.....       |      | 8604 |
| <b>1981-1980</b>  |   | <b>1981-1980</b>                                   |   |  |                          |      |      |
| <b>4-CYL. 2.0 L ENG.</b>  |   | <b>4-CYL. 2.0 L ENG.</b>                           |   |  |                          |      |      |
|   |   | Pump Seal Kit.....                                 | 8604  | Pump Seal Kit.....   |                          | 8604 |      |
| <b>1979-1977</b>  |   | <b>1979-1977</b>                                   |   |  |                          |      |      |
| <b>4-CYL. 119 ENG.</b>  |   | <b>4-CYL. 119 ENG.</b>                             |   |  |                          |      |      |
|   |   | Pump Seal Kit.....                                 | 8604  | Pump Seal Kit.....   |                          | 8604 |      |
| <b>HOSE NUMERICAL</b>   |   | <b>240SX</b>                                       |   | <b>240SX</b>   |                          |      |      |
|   |   | <b>1995-1994</b>                                   |   | <b>1995-1994</b>   |                          |      |      |
|   |   | <b>4-CYL. 2.4 L ENG.</b>                           |   | <b>4-CYL. 2.4 L ENG.</b>   |                          |      |      |
|   |   |  | Pump Seal Kit.....                          | 8820   | Pump Seal Kit.....       |      | 8820 |
|   |   | <b>1993-1991</b>                                   |   | <b>1993-1991</b>   |                          |      |      |
|   |   | <b>4-CYL. 2.4 L ENG.</b>                           |   | <b>4-CYL. 2.4 L ENG.</b>   |                          |      |      |
|   |   | Pump Seal Kit.....                                 | 8820  | Pump Seal Kit.....   |                          | 8820 |      |
|   |   | Rack & Pinion Seal Kit.....                        | 8738  | Rack & Pinion Seal Kit.....  |                          | 8738 |      |
|   | <b>1990-1989</b>  |  | <b>1990-1989</b>                            |  |                          |      |      |
|   | <b>4-CYL. 2.4 L ENG.</b>                                    |  | <b>4-CYL. 2.4 L ENG.</b>                    |  |                          |      |      |
|   |   | Pump Seal Kit.....                                 | 8724  | Pump Seal Kit.....   |                          | 8724 |      |
|   |   |  |   |  |                          |      |      |
|   | <b>REPAIR KITS</b>  | <b>1990</b>  |   | <b>1990</b>  |                          |      |      |
|   |   | <b>4-CYL. 2.4 L ENG.</b>                           |   | <b>4-CYL. 2.4 L ENG.</b>   |                          |      |      |
|   |   |  | Pump Seal Kit.....                          | 8830   | Pump Seal Kit.....       |      | 8830 |
|   |   | Rack & Pinion Seal Kit.....                        | 8736  | Rack & Pinion Seal Kit.....  |                          | 8736 |      |
| <b>1989</b>   |   | <b>1989</b>  |   |  |                          |      |      |
| <b>4-CYL. 2.0 L ENG.</b>  |   | <b>4-CYL. 2.0 L ENG.</b>                           |   |  |                          |      |      |
|   |   | Pump Seal Kit.....                                 | 8724  | Pump Seal Kit.....   |                          | 8724 |      |
|   |   | Rack & Pinion Seal Kit.....                        | 8663  | Rack & Pinion Seal Kit.....  |                          | 8663 |      |
| <b>1988-1987</b>  |   | <b>1988-1987</b>                                   |   |  |                          |      |      |
| <b>4-CYL. 2.0 L ENG.</b>  |   | <b>4-CYL. 2.0 L ENG.</b>                           |   |  |                          |      |      |
|   |   | Pump Seal Kit; Hatchback, Sedan.....               | 8724  | Pump Seal Kit; Hatchback, Sedan.....                                 |                          | 8724 |      |
|   |   | Pump Seal Kit; Wagon.....                          | 8723  | Pump Seal Kit; Wagon.....  |                          | 8723 |      |
|   |   | Rack & Pinion Seal Kit; Hatchback, Sedan.....      | 8663  | Rack & Pinion Seal Kit; Hatchback, Sedan.....                        |                          | 8663 |      |
|   |   | Rack & Pinion Seal Kit; Wagon.....                 | 8669  | Rack & Pinion Seal Kit; Wagon.....                                   |                          | 8669 |      |
| <b>KIT NUMERICAL</b>  |   | <b>1986</b>  |   | <b>1986</b>  |                          |      |      |
|   | <b>4-CYL. 2.0 L ENG.</b>                                    |  | <b>4-CYL. 2.0 L ENG.</b>                    |  |                          |      |      |
|   |   | Pump Seal Kit; Sedan.....                          | 8724  | Pump Seal Kit; Sedan.....  |                          | 8724 |      |
|   |   | Pump Seal Kit; Wagon.....                          | 8723  | Pump Seal Kit; Wagon.....  |                          | 8723 |      |
|   |   | Rack & Pinion Seal Kit; Sedan.....                 | 8663  | Rack & Pinion Seal Kit; Sedan.....                                   |                          | 8663 |      |
|   | <b>ILLUSTRATIONS</b>  |  |   |  |                          |      |      |

☆ See Pages A14 - A15 For Pump or Gear Identification.

⊗ Packaged one bushing per box, order as required.

# Power Steering Repair Kits for Passenger Cars and Light Trucks

| Application  | Kit No. | Application  | Kit No. |
|--|---------|--|---------|
| <b>NISSAN - Continued</b>  |         | <b>NISSAN - Continued</b>                          |         |
| <b>240SX - Continued</b>   |         | <b>810 - Continued</b>                             |         |
| 1990-1989 - Continued  |         | 1981 - Continued                                   |         |
| 4-CYL. 2.4 L ENG. - Continued  |         | 6-CYL. 2.8 L DIESEL ENG.                           |         |
| Rack & Pinion Seal Kit.....  | 8738    | Pump Seal Kit.....                                 | 8604    |
| <b>280ZX</b>   |         | Rack & Pinion Seal Kit.....                        | 8665    |
| 1983-1981  |         | <b>1980</b>  |         |
| 6-CYL. 2.8 L ENG.  |         | 6-CYL. 2.4 L ENG.                                  |         |
| Pump Seal Kit.....   | 8604    | Pump Seal Kit.....                                 | 8604    |
| Rack & Pinion Seal Kit.....  | 8671    | 1979   |         |
| <b>1980</b>  |         | 6-CYL. 146 ENG.                                    |         |
| 6-CYL. 2.8 L ENG.  |         | Pump Seal Kit.....                                 |         |
| Pump Seal Kit.....   | 8604    | 1978-1977  |         |
| <b>1979</b>  |         | 6-CYL. 146 ENG.                                    |         |
| 6-CYL. 168 ENG.  |         | Pump Seal Kit.....                                 |         |
| Pump Seal Kit.....   | 8604    | <b>OLDSMOBILE</b>                                  |         |
| <b>1978</b>  |         | <b>ACHIEVA</b>                                     |         |
| 6-CYL. 168 ENG.  |         | <b>1995</b>  |         |
| Pump Seal Kit.....   | 8600    | 4-CYL. 2.3 L ENG.                                  |         |
| <b>300ZX</b>   |         | Pump Seal Kit.....                                 |         |
| 1995-1994  |         | Rack & Pinion Seal Kit.....                        |         |
| V-6 3.0 L ENG.   |         | 8802   |         |
| Pump Seal Kit.....   | 8822    | 8818   |         |
| Rack & Pinion Seal Kit.....  | 8737    | V-6 3.1 L ENG.                                     |         |
| <b>1993-1990</b>   |         | Pump Seal Kit; W/Electronic Variable Assist.....   |         |
| V-6 3.0 L ENG.   |         | Pump Seal Kit; W/O Electronic Variable Assist..... |         |
| Pump Seal Kit; W/2-Wheel Stg.....  | 8822    | Pump Drive Shaft Seal Kit.....                     |         |
| Pump Seal Kit; W/4-Wheel Stg.....  | 8821    | Rack & Pinion Seal Kit.....                        |         |
| Rack & Pinion Seal Kit.....  | 8737    | 8818   |         |
| <b>1989</b>  |         | <b>1994</b>  |         |
| V-6 3.0 L ENG.   |         | 4-CYL. 2.3 L ENG.; V-6 3.1 L ENG.                  |         |
| Pump Seal Kit.....   | 8724    | Pump Seal Kit; W/Electronic Variable Assist.....   |         |
| Rack & Pinion Seal Kit; Feb. 1 & Newer.....                                | 8737    | Pump Seal Kit; W/O Electronic Variable Assist..... |         |
| <b>1988-1987</b>   |         | Pump Drive Shaft Seal Kit.....                     |         |
| V-6 3.0 L ENG.   |         | Rack & Pinion Seal Kit.....                        |         |
| Pump Seal Kit.....   | 8724    | 8818   |         |
| <b>1986-1984</b>   |         | <b>1993-1992</b>                                   |         |
| V-6 3.0 L ENG.   |         | 4-CYL. 2.3 L ENG.; V-6 3.3 L ENG.                  |         |
| Pump Seal Kit.....   | 8723    | Pump Seal Kit; W/Electronic Variable Assist.....   |         |
| Rack & Pinion Seal Kit.....  | 8672    | Pump Seal Kit; W/O Electronic Variable Assist..... |         |
| <b>310</b>   |         | Pump Drive Shaft Seal Kit.....                     |         |
| 1982-1981  |         | Rack & Pinion Seal Kit.....                        |         |
| 4-CYL. 1.5 L ENG.  |         | 8818   |         |
| Pump Seal Kit.....   | 8604    | <b>AURORA</b>                                      |         |
| <b>1980</b>  |         | <b>1995</b>  |         |
| 4-CYL. 1.4 L ENG.  |         | V-8 4.0 L ENG.                                     |         |
| Pump Seal Kit.....   | 8604    | Pump Complete Rebuilding Kit.....                  |         |
| <b>1979</b>  |         | Pump Seal Kit.....                                 |         |
| 4-CYL. 85 ENG.   |         | Pump Drive Shaft Seal Kit.....                     |         |
| Pump Seal Kit.....   | 8604    | Rack & Pinion Seal Kit.....                        |         |
| <b>720 PICKUP</b>  |         | 8561   |         |
| 1980   |         | 8554   |         |
| 4-CYL. 2.0 L ENG.  |         | 8712   |         |
| Pump Seal Kit.....   | 8604    | 8786   |         |
| <b>810</b>   |         | <b>BRAVADA</b>                                     |         |
| 1981   |         | <b>1994</b>  |         |
| 6-CYL. 2.4 L ENG.  |         | V-6 4.3 L ENG.                                     |         |
| Pump Complete Rebuilding Kit; W/Saginaw P.S. Pump; Apr. 1 & Newer; ☆B..... | 7910    | Pump Complete Rebuilding Kit.....                  |         |
| Pump Seal Kit; Mar. 31 & Older.....  | 8604    | Pump Seal Kit.....                                 |         |
| Pump Seal Kit; W/Atsugi P.S. Pump; Apr. 1 & Newer.....                     | 8600    | Pump Drive Shaft Seal Kit.....                     |         |
| Pump Seal Kit; W/Saginaw P.S. Pump; Apr. 1 & Newer; ☆B.....                | 7918    | Stg. Gear Complete Rebuilding Kit.....             |         |
| Pump Drive Shaft Seal Kit; W/Saginaw P.S. Pump; Apr. 1 & Newer; ☆B.....    | 8709    | Stg. Gear Major Seal Kit.....                      |         |
| Rack & Pinion Seal Kit.....  | 8665    | Stg. Gear Input Shaft Seal Kit.....                |         |
|  |         | Stg. Gear Complete Rebuilding Kit.....             |         |
|  |         | Stg. Gear Major Seal Kit.....                      |         |
|  |         | Stg. Gear Input Shaft Seal Kit.....                |         |
|  |         | Stg. Gear Complete Pitman Shaft Seal Kit.....      |         |
|  |         | Stg. Gear Lower Pitman Shaft Seal Kit.....         |         |
|  |         | 8756   |         |
|  |         | <b>1993-1991</b>                                   |         |
|  |         | V-6 4.3 L ENG.                                     |         |
|  |         | Pump Complete Rebuilding Kit.....                  |         |
|  |         | Pump Seal Kit.....                                 |         |
|  |         | Pump Drive Shaft Seal Kit.....                     |         |
|  |         | Stg. Gear Complete Rebuilding Kit.....             |         |
|  |         | Stg. Gear Major Seal Kit.....                      |         |
|  |         | Stg. Gear Input Shaft Seal Kit.....                |         |
|  |         | Stg. Gear Complete Pitman Shaft Seal Kit.....      |         |
|  |         | Stg. Gear Lower Pitman Shaft Seal Kit.....         |         |
|  |         | 7910   |         |
|  |         | 7918   |         |
|  |         | 8709   |         |
|  |         | 8522   |         |
|  |         | 8521   |         |
|  |         | 8525   |         |
|  |         | 8766   |         |
|  |         | 7856   |         |

☆ See Pages A14 - A15 For Pump or Gear Identification.

⊗ Packaged one bushing per box, order as required.

SYSTEM  
PUMP &  
GEAR  
IDENT.

SYSTEM &  
COM-  
PONENT  
IDENT.

PASS.  
CARS

LIGHT  
TRUCKS

MEDIUM/  
HEAVY  
TRUCKS

BUSES

HOSE  
NUMER-  
ICAL

REPAIR  
KITS

KIT  
NUMER-  
ICAL

ILLU-  
STRATIONS



# Power Steering Repair Kits for Passenger Cars and Light Trucks

|                                       | Application  | Kit No.                                       | Application  | Kit No.   |   |      |
|---------------------------------------|--|---|--|---|---|------|
| <b>SYSTEM PUMP &amp; GEAR IDENT.</b>  | <b>OLDSMOBILE - Continued</b>                                |   | <b>OLDSMOBILE - Continued</b>                                      |   |   |      |
|                                       | <b>CALAIS</b>  |   | <b>CUSTOM CRUISER - Continued</b>                                  |   |   |      |
|                                       | <b>1987</b>  |   | <b>1978 - Continued</b>  |   |   |      |
|                                       | <b>4-CYL. 2.5 L ENG.; V-6 3.0 L ENG.</b>                     |   | <b>V-8 350 ENG.; V-8 350 DIESEL ENG.; V-8 403 ENG. - Continued</b> |   |   |      |
|                                       |  | Pump Complete Rebuilding Kit.....             | 8561   | Stg. Gear Complete Rebuilding Kit.....          | 7858  |      |
|                                       |  | Pump Seal Kit.....                            | 8554   | Stg. Gear Major Seal Kit.....                   | 7860  |      |
|                                       |  | Pump Drive Shaft Seal Kit.....                | 8712   | Stg. Gear Input Shaft Seal Kit.....             | 7095  |      |
|                                       |  | Rack & Pinion Upper Pinion Bearing Kit.....   | 8571   | Stg. Gear Complete Pitman Shaft Seal Kit.....   | 8766  |      |
|                                       |  | Rack & Pinion Lower Pinion Bearing Kit.....   | 8572   | Stg. Gear Lower Pitman Shaft Seal Kit.....      | 7856  |      |
|                                       |  | <b>1986-1985</b>                              |  | <b>1977</b>                                     |   |      |
| <b>SYSTEM &amp; COMPONENT IDENT.</b>  | <b>4-CYL. 2.5 L ENG.; V-6 3.0 L ENG.</b>                     |   | <b>V-8 350 ENG.; V-8 403 ENG.</b>                                  |   |   |      |
|                                       |  | Pump Complete Rebuilding Kit.....             | 8561   | Pump Complete Rebuilding Kit.....               | 7910  |      |
|                                       |  | Pump Seal Kit.....                            | 8554   | Pump Seal Kit.....                              | 7918  |      |
|                                       |  | Pump Drive Shaft Seal Kit.....                | 8712   | Pump Drive Shaft Seal Kit.....                  | 8709  |      |
|                                       |  | Rack & Pinion Seal Kit.....                   | 8582   | Stg. Gear Complete Rebuilding Kit.....          | 7858  |      |
|                                       |  | Rack & Pinion Upper Pinion Bearing Kit.....   | 8571   | Stg. Gear Major Seal Kit.....                   | 7860  |      |
|                                       |  | Rack & Pinion Lower Pinion Bearing Kit.....   | 8572   | Stg. Gear Input Shaft Seal Kit.....             | 7095  |      |
|                                       |  |   |  | Stg. Gear Complete Pitman Shaft Seal Kit.....   | 8766  |      |
|                                       |  |   |  | Stg. Gear Lower Pitman Shaft Seal Kit.....      | 7856  |      |
|                                       | <b>PASS. CARS</b>  | <b>CUSTOM CRUISER</b>                         |  | <b>1976</b>                                     |   |      |
| <b>1992</b>                           |  | <b>V-8 455 ENG.</b>                           |  |   |   |      |
| <b>V-8 5.0 L ENG.; V-8 5.7 L ENG.</b> |  | Pump Complete Rebuilding Kit.....             |  | 7910  |   |      |
|                                       |  | Pump Complete Rebuilding Kit.....             | 7910   | Pump Seal Kit.....                              | 7918  |      |
|                                       |  | Pump Seal Kit.....                            | 7918   | Pump Drive Shaft Seal Kit.....                  | 8709  |      |
|                                       |  | Pump Drive Shaft Seal Kit.....                | 8709   | Stg. Gear Complete Rebuilding Kit; W/A.C.....   | 7857  |      |
|                                       |  | Stg. Gear Complete Rebuilding Kit.....        | 8522   | Stg. Gear Complete Rebuilding Kit; W/O A.C..... | 7858  |      |
|                                       |  | Stg. Gear Major Seal Kit.....                 | 8521   | Stg. Gear Major Seal Kit; W/A.C.....            | 7859  |      |
|                                       |  | Stg. Gear Input Shaft Seal Kit.....           | 8525   | Stg. Gear Major Seal Kit; W/O A.C.....          | 7860  |      |
|                                       |  | Stg. Gear Complete Pitman Shaft Seal Kit..... | 8766   | Stg. Gear Input Shaft Seal Kit.....             | 7095  |      |
| <b>LIGHT TRUCKS</b>                   |  | Stg. Gear Lower Pitman Shaft Seal Kit.....    | 7856   | Stg. Gear Complete Pitman Shaft Seal Kit.....   | 8766  |      |
|                                       |  | Rack & Pinion Seal Kit.....                   | 8580   | Stg. Gear Lower Pitman Shaft Seal Kit.....      | 7856  |      |
|                                       | <b>MEDIUM/HEAVY TRUCKS</b>                                   | <b>1991-1986</b>                              |  | <b>1975</b>                                     |   |      |
|                                       |  | <b>V-8 5.0 L ENG.</b>                         |  | <b>V-8 400 ENG.; V-8 455 ENG.</b>               |   |      |
|                                       |  |   | Pump Complete Rebuilding Kit.....                                  | 7910  | Pump Complete Rebuilding Kit.....               | 7910 |
|                                       |  |   | Pump Seal Kit.....   | 7918  | Pump Seal Kit.....                              | 7918 |
|                                       |  |   | Pump Drive Shaft Seal Kit.....                                     | 8709  | Pump Drive Shaft Seal Kit.....                  | 8709 |
|                                       |  |   | Stg. Gear Complete Rebuilding Kit.....                             | 8522  | Stg. Gear Complete Rebuilding Kit; W/A.C.....   | 7857 |
|                                       |  |   | Stg. Gear Major Seal Kit.....                                      | 8521  | Stg. Gear Complete Rebuilding Kit; W/O A.C..... | 7858 |
|                                       |  |   | Stg. Gear Input Shaft Seal Kit.....                                | 8525  | Stg. Gear Major Seal Kit; W/A.C.....            | 7859 |
|                                       |  | Stg. Gear Complete Pitman Shaft Seal Kit..... | 8766   | Stg. Gear Major Seal Kit; W/O A.C.....          | 7860  |      |
|                                       |  | Stg. Gear Lower Pitman Shaft Seal Kit.....    | 7856   | Stg. Gear Input Shaft Seal Kit.....             | 7095  |      |
| <b>BUSES</b>                          |  | Rack & Pinion Seal Kit.....                   | 8580   | Stg. Gear Complete Pitman Shaft Seal Kit.....   | 8766  |      |
|                                       | <b>1985-1981</b>   |   | <b>1974</b>  |   |   |      |
|                                       | <b>V-8 5.0 L ENG.; V-8 5.7 L DIESEL ENG.</b>                 |   | <b>V-8 455 ENG.</b>  |   |   |      |
|                                       |  | Pump Complete Rebuilding Kit.....             | 7910   | Pump Complete Rebuilding Kit.....               | 7910  |      |
|                                       |  | Pump Seal Kit.....                            | 7918   | Pump Seal Kit.....                              | 7918  |      |
|                                       |  | Pump Drive Shaft Seal Kit.....                | 8709   | Pump Drive Shaft Seal Kit.....                  | 8709  |      |
|                                       |  | Stg. Gear Complete Rebuilding Kit.....        | 8522   | Stg. Gear Complete Rebuilding Kit; W/A.C.....   | 7857  |      |
|                                       |  | Stg. Gear Major Seal Kit.....                 | 8521   | Stg. Gear Complete Rebuilding Kit; W/O A.C..... | 7858  |      |
|                                       |  | Stg. Gear Input Shaft Seal Kit.....           | 8525   | Stg. Gear Major Seal Kit; W/A.C.....            | 7859  |      |
|                                       |  | Stg. Gear Complete Pitman Shaft Seal Kit..... | 8766   | Stg. Gear Major Seal Kit; W/O A.C.....          | 7860  |      |
| <b>HOSE NUMERICAL</b>                 |  | Stg. Gear Lower Pitman Shaft Seal Kit.....    | 7856   | Stg. Gear Input Shaft Seal Kit.....             | 7095  |      |
|                                       | <b>1980</b>  |   | <b>1973</b>  |   |   |      |
|                                       | <b>V-8 5.0 L ENG.; V-8 5.7 L ENG.; V-8 5.7 L DIESEL ENG.</b> |   | <b>V-8 350 ENG.; V-8 455 ENG.</b>                                  |   |   |      |
|                                       |  | Pump Complete Rebuilding Kit.....             | 7910   | Pump Complete Rebuilding Kit.....               | 7910  |      |
|                                       |  | Pump Seal Kit.....                            | 7918   | Pump Seal Kit.....                              | 7918  |      |
|                                       |  | Pump Drive Shaft Seal Kit.....                | 8709   | Pump Drive Shaft Seal Kit.....                  | 8709  |      |
|                                       |  | Stg. Gear Complete Rebuilding Kit.....        | 8522   | Stg. Gear Complete Rebuilding Kit; W/A.C.....   | 7857  |      |
|                                       |  | Stg. Gear Major Seal Kit.....                 | 8521   | Stg. Gear Complete Rebuilding Kit; W/O A.C..... | 7858  |      |
|                                       |  | Stg. Gear Input Shaft Seal Kit.....           | 8525   | Stg. Gear Major Seal Kit; W/A.C.....            | 7859  |      |
|                                       |  | Stg. Gear Complete Pitman Shaft Seal Kit..... | 8766   | Stg. Gear Major Seal Kit; W/O A.C.....          | 7860  |      |
| <b>REPAIR KITS</b>                    |  | Stg. Gear Lower Pitman Shaft Seal Kit.....    | 7856   | Stg. Gear Input Shaft Seal Kit.....             | 7095  |      |
|                                       | <b>1979</b>  |   | <b>1972</b>  |   |   |      |
|                                       | <b>V-8 350 ENG.; V-8 350 DIESEL ENG.; V-8 403 ENG.</b>       |   | <b>V-8 455 ENG.</b>  |   |   |      |
|                                       |  | Pump Complete Rebuilding Kit.....             | 7910   | Pump Complete Rebuilding Kit.....               | 7910  |      |
|                                       |  | Pump Seal Kit.....                            | 7918   | Pump Seal Kit.....                              | 7918  |      |
|                                       |  | Pump Drive Shaft Seal Kit.....                | 8709   | Pump Drive Shaft Seal Kit.....                  | 8709  |      |
|                                       |  | Stg. Gear Complete Rebuilding Kit.....        | 8522   | Stg. Gear Complete Rebuilding Kit; W/A.C.....   | 7857  |      |
|                                       |  | Stg. Gear Major Seal Kit.....                 | 8521   | Stg. Gear Complete Rebuilding Kit; W/O A.C..... | 7858  |      |
|                                       |  | Stg. Gear Input Shaft Seal Kit.....           | 8525   | Stg. Gear Major Seal Kit; W/A.C.....            | 7859  |      |
|                                       |  | Stg. Gear Complete Pitman Shaft Seal Kit..... | 8766   | Stg. Gear Major Seal Kit; W/O A.C.....          | 7860  |      |
| <b>KIT NUMERICAL</b>                  |  | Stg. Gear Lower Pitman Shaft Seal Kit.....    | 7856   | Stg. Gear Input Shaft Seal Kit.....             | 7095  |      |
|                                       | <b>1978</b>  |   | <b>1971</b>  |   |   |      |
|                                       | <b>V-8 350 ENG.; V-8 350 DIESEL ENG.; V-8 403 ENG.</b>       |   | <b>V-8 350 ENG.; V-8 350 DIESEL ENG.; V-8 403 ENG.</b>             |   |   |      |
|                                       |  | Pump Complete Rebuilding Kit.....             | 7910   | Pump Complete Rebuilding Kit.....               | 7910  |      |
|                                       |  | Pump Seal Kit.....                            | 7918   | Pump Seal Kit.....                              | 7918  |      |
|                                       |  | Pump Drive Shaft Seal Kit.....                | 8709   | Pump Drive Shaft Seal Kit.....                  | 8709  |      |
|                                       |  | Stg. Gear Complete Rebuilding Kit.....        | 8522   | Stg. Gear Complete Rebuilding Kit; W/A.C.....   | 7857  |      |
|                                       |  | Stg. Gear Major Seal Kit.....                 | 8521   | Stg. Gear Complete Rebuilding Kit; W/O A.C..... | 7858  |      |
|                                       |  | Stg. Gear Input Shaft Seal Kit.....           | 8525   | Stg. Gear Major Seal Kit; W/A.C.....            | 7859  |      |
|                                       |  | Stg. Gear Complete Pitman Shaft Seal Kit..... | 8766   | Stg. Gear Major Seal Kit; W/O A.C.....          | 7860  |      |
| <b>ILLUSTRATIONS</b>                  |  | Stg. Gear Lower Pitman Shaft Seal Kit.....    | 7856   | Stg. Gear Input Shaft Seal Kit.....             | 7095  |      |

☆ See Pages A14 - A15 For Pump or Gear Identification.

⊗ Packaged one bushing per box, order as required.

# Power Steering Repair Kits for Passenger Cars and Light Trucks

| Application  | Kit No. | Application  | Kit No. |
|--|---------|--|---------|
| <b>OLDSMOBILE - Continued</b>  |         | <b>OLDSMOBILE - Continued</b>  |         |
| <b>CUSTOM CRUISER - Continued</b>                                      |         | <b>CUTLASS - Continued</b>   |         |
| <b>1972 - Continued</b>  |         | <b>1982 - Continued</b>  |         |
| <b>V-8 455 ENG. - Continued</b>  |         | <b>V-6 3.8 L ENG.; V-8 4.3 L ENG.; V-8 4.4 L ENG. (CANADA);</b>        |         |
| Stg. Gear Complete Pitman Shaft Seal Kit.....                          | 8766    | <b>V-8 5.0 L ENG.; V-8 5.7 L DIESEL ENG. - Continued</b>               |         |
| Stg. Gear Lower Pitman Shaft Seal Kit.....                             | 7856    | Stg. Gear Major Seal Kit; W/4-Bolt Gear Housing.....                   | 8521    |
| <b>1971</b>  |         | Stg. Gear Major Seal Kit; W/Ring Retained Housing.....                 | 8528    |
| <b>V-8 455 ENG.</b>  |         | Stg. Gear Input Shaft Seal Kit; W/4-Bolt Gear Housing.....             | 8525    |
| Pump Complete Rebuilding Kit.....                                      | 7910    | Stg. Gear Input Shaft Seal Kit; W/Ring Retained Housing.....           | 7095    |
| Pump Seal Kit.....   | 7918    | Stg. Gear Complete Pitman Shaft Seal Kit; W/4-Bolt Gear Housing...     | 8766    |
| Pump Drive Shaft Seal Kit.....   | 8709    | Stg. Gear Complete Pitman Shaft Seal Kit; W/Ring Retained Housing..... | 8767    |
| Stg. Gear Complete Rebuilding Kit.....                                 | 7857    | Stg. Gear Lower Pitman Shaft Seal Kit; W/4-Bolt Gear Housing.....      | 7856    |
| Stg. Gear Major Seal Kit.....  | 7859    | Stg. Gear Lower Pitman Shaft Seal Kit; W/Ring Retained Housing.....    | 8530    |
| Stg. Gear Input Shaft Seal Kit.....                                    | 7095    | <b>V-6 4.3 L DIESEL ENG.</b>   |         |
| Stg. Gear Complete Pitman Shaft Seal Kit.....                          | 8766    | Pump Complete Rebuilding Kit.....                                      | 8630    |
| Stg. Gear Lower Pitman Shaft Seal Kit.....                             | 7856    | Pump Seal Kit.....   | 8631    |
| <b>CUTLASS</b>   |         | Pump Drive Shaft Seal Kit.....   | 8709    |
| <b>1987-1986</b>   |         | Stg. Gear Complete Rebuilding Kit; W/4-Bolt Gear Housing.....          | 8522    |
| <b>V-6 3.8 L ENG.; V-8 5.0 L ENG.</b>                                  |         | Stg. Gear Complete Rebuilding Kit; W/Ring Retained Housing.....        | 8529    |
| Pump Complete Rebuilding Kit.....                                      | 7910    | Stg. Gear Major Seal Kit; W/4-Bolt Gear Housing.....                   | 8521    |
| Pump Seal Kit.....   | 7918    | Stg. Gear Major Seal Kit; W/Ring Retained Housing.....                 | 8528    |
| Pump Drive Shaft Seal Kit.....   | 8709    | Stg. Gear Input Shaft Seal Kit; W/4-Bolt Gear Housing.....             | 8525    |
| Stg. Gear Complete Rebuilding Kit.....                                 | 8522    | Stg. Gear Input Shaft Seal Kit; W/Ring Retained Housing.....           | 7095    |
| Stg. Gear Major Seal Kit.....  | 8521    | Stg. Gear Complete Pitman Shaft Seal Kit; W/4-Bolt Gear Housing...     | 8766    |
| Stg. Gear Input Shaft Seal Kit.....                                    | 8525    | Stg. Gear Complete Pitman Shaft Seal Kit; W/Ring Retained Housing..... | 8767    |
| Stg. Gear Complete Pitman Shaft Seal Kit.....                          | 8766    | Stg. Gear Lower Pitman Shaft Seal Kit; W/4-Bolt Gear Housing.....      | 7856    |
| Stg. Gear Lower Pitman Shaft Seal Kit.....                             | 7856    | Stg. Gear Lower Pitman Shaft Seal Kit; W/Ring Retained Housing.....    | 8530    |
| <b>1985</b>  |         | <b>1981</b>  |         |
| <b>V-6 3.8 L ENG.; V-8 5.0 L ENG.; V-8 5.7 L DIESEL ENG.</b>           |         | <b>V-6 3.8 L ENG.; V-8 4.3 L ENG.; V-8 4.4 L ENG. (CANADA);</b>        |         |
| Pump Complete Rebuilding Kit.....                                      | 7910    | <b>V-8 5.7 L DIESEL ENG.</b>   |         |
| Pump Seal Kit.....   | 7918    | Pump Complete Rebuilding Kit.....                                      | 7910    |
| Pump Drive Shaft Seal Kit.....   | 8709    | Pump Seal Kit.....   | 7918    |
| Stg. Gear Complete Rebuilding Kit.....                                 | 8522    | Pump Drive Shaft Seal Kit.....   | 8709    |
| Stg. Gear Major Seal Kit.....  | 8521    | Stg. Gear Complete Rebuilding Kit; W/4-Bolt Gear Housing.....          | 8522    |
| Stg. Gear Input Shaft Seal Kit.....                                    | 8525    | Stg. Gear Complete Rebuilding Kit; W/Ring Retained Housing.....        | 8529    |
| Stg. Gear Complete Pitman Shaft Seal Kit.....                          | 8766    | Stg. Gear Major Seal Kit; W/4-Bolt Gear Housing.....                   | 8521    |
| Stg. Gear Lower Pitman Shaft Seal Kit.....                             | 7856    | Stg. Gear Major Seal Kit; W/Ring Retained Housing.....                 | 8528    |
| <b>1984-1983</b>   |         | Stg. Gear Input Shaft Seal Kit; W/4-Bolt Gear Housing.....             | 8525    |
| <b>V-6 3.8 L ENG.; V-8 5.0 L ENG.; V-8 5.7 L DIESEL ENG.</b>           |         | Stg. Gear Input Shaft Seal Kit; W/Ring Retained Housing.....           | 7095    |
| Pump Complete Rebuilding Kit.....                                      | 7910    | Stg. Gear Complete Pitman Shaft Seal Kit; W/4-Bolt Gear Housing...     | 8766    |
| Pump Seal Kit.....   | 7918    | Stg. Gear Complete Pitman Shaft Seal Kit; W/Ring Retained Housing..... | 8767    |
| Pump Drive Shaft Seal Kit.....   | 8709    | Stg. Gear Lower Pitman Shaft Seal Kit; W/4-Bolt Gear Housing.....      | 7856    |
| Stg. Gear Complete Rebuilding Kit; W/4-Bolt Gear Housing.....          | 8522    | Stg. Gear Lower Pitman Shaft Seal Kit; W/Ring Retained Housing.....    | 8530    |
| Stg. Gear Complete Rebuilding Kit; W/Ring Retained Housing.....        | 8529    | <b>1980</b>  |         |
| Stg. Gear Major Seal Kit; W/4-Bolt Gear Housing.....                   | 8521    | <b>V-6 3.8 L ENG.; V-8 4.3 L ENG.; V-8 4.3 L DIESEL ENG. (CAN-</b>     |         |
| Stg. Gear Major Seal Kit; W/Ring Retained Housing.....                 | 8528    | <b>ADA); V-8 5.0 L ENG.; V-8 5.7 L ENG.; V-8 5.7 L DIESEL</b>          |         |
| Stg. Gear Input Shaft Seal Kit; W/4-Bolt Gear Housing.....             | 8525    | <b>ENG.</b>  |         |
| Stg. Gear Input Shaft Seal Kit; W/Ring Retained Housing.....           | 7095    | Pump Complete Rebuilding Kit.....                                      | 7910    |
| Stg. Gear Complete Pitman Shaft Seal Kit; W/4-Bolt Gear Housing...     | 8766    | Pump Seal Kit.....   | 7918    |
| Stg. Gear Complete Pitman Shaft Seal Kit; W/Ring Retained Housing..... | 8767    | Pump Drive Shaft Seal Kit.....   | 8709    |
| Stg. Gear Lower Pitman Shaft Seal Kit; W/4-Bolt Gear Housing.....      | 7856    | Stg. Gear Complete Rebuilding Kit; W/4-Bolt Gear Housing.....          | 8522    |
| Stg. Gear Lower Pitman Shaft Seal Kit; W/Ring Retained Housing....     | 8530    | Stg. Gear Complete Rebuilding Kit; W/Ring Retained Housing.....        | 8529    |
| <b>V-6 4.3 L DIESEL ENG.</b>   |         | Stg. Gear Major Seal Kit; W/4-Bolt Gear Housing.....                   | 8521    |
| Pump Complete Rebuilding Kit.....                                      | 8630    | Stg. Gear Major Seal Kit; W/Ring Retained Housing.....                 | 8528    |
| Pump Seal Kit.....   | 8631    | Stg. Gear Input Shaft Seal Kit; W/4-Bolt Gear Housing.....             | 8525    |
| Pump Drive Shaft Seal Kit.....   | 8709    | Stg. Gear Input Shaft Seal Kit; W/Ring Retained Housing.....           | 7095    |
| Stg. Gear Complete Rebuilding Kit; W/4-Bolt Gear Housing.....          | 8522    | Stg. Gear Complete Pitman Shaft Seal Kit; W/4-Bolt Gear Housing...     | 8766    |
| Stg. Gear Complete Rebuilding Kit; W/Ring Retained Housing.....        | 8529    | Stg. Gear Complete Pitman Shaft Seal Kit; W/Ring Retained Housing..... | 8767    |
| Stg. Gear Major Seal Kit; W/4-Bolt Gear Housing.....                   | 8521    | Stg. Gear Lower Pitman Shaft Seal Kit; W/4-Bolt Gear Housing.....      | 7856    |
| Stg. Gear Major Seal Kit; W/Ring Retained Housing.....                 | 8528    | Stg. Gear Lower Pitman Shaft Seal Kit; W/Ring Retained Housing.....    | 8530    |
| Stg. Gear Input Shaft Seal Kit; W/4-Bolt Gear Housing.....             | 8525    | <b>1979</b>  |         |
| Stg. Gear Input Shaft Seal Kit; W/Ring Retained Housing.....           | 7095    | <b>V-6 231 ENG.; V-8 260 ENG.; V-8 260 DIESEL ENG.; V-8 305</b>        |         |
| Stg. Gear Complete Pitman Shaft Seal Kit; W/4-Bolt Gear Housing...     | 8766    | <b>ENG.; V-8 350 ENG.</b>  |         |
| Stg. Gear Complete Pitman Shaft Seal Kit; W/Ring Retained Housing..... | 8767    | Pump Complete Rebuilding Kit.....                                      | 7910    |
| Stg. Gear Lower Pitman Shaft Seal Kit; W/4-Bolt Gear Housing.....      | 7856    | Pump Seal Kit.....   | 7918    |
| Stg. Gear Lower Pitman Shaft Seal Kit; W/Ring Retained Housing....     | 8530    | Pump Drive Shaft Seal Kit.....   | 8709    |
| <b>1982</b>  |         | Stg. Gear Complete Rebuilding Kit; W/4-Bolt Gear Housing.....          | 8522    |
| <b>V-6 3.8 L ENG.; V-8 4.3 L ENG.; V-8 4.4 L ENG. (CANADA);</b>        |         | Stg. Gear Complete Rebuilding Kit; W/Ring Retained Housing.....        | 8529    |
| <b>V-8 5.0 L ENG.; V-8 5.7 L DIESEL ENG.</b>                           |         | Stg. Gear Major Seal Kit; W/4-Bolt Gear Housing.....                   | 8521    |
| Pump Complete Rebuilding Kit.....                                      | 7910    | Stg. Gear Major Seal Kit; W/Ring Retained Housing.....                 | 8528    |
| Pump Seal Kit.....   | 7918    | Stg. Gear Input Shaft Seal Kit; W/4-Bolt Gear Housing.....             | 8525    |
| Pump Drive Shaft Seal Kit.....   | 8709    | Stg. Gear Input Shaft Seal Kit; W/Ring Retained Housing.....           | 7095    |
| Stg. Gear Complete Rebuilding Kit; W/4-Bolt Gear Housing.....          | 8522    | Stg. Gear Complete Pitman Shaft Seal Kit; W/4-Bolt Gear Housing...     | 8766    |
| Stg. Gear Complete Rebuilding Kit; W/Ring Retained Housing.....        | 8529    | Stg. Gear Complete Pitman Shaft Seal Kit; W/Ring Retained Housing..... | 8767    |

☆ See Pages A14 - A15 For Pump or Gear Identification.

⊗ Packaged one bushing per box, order as required.

**SYSTEM PUMP & GEAR IDENT.**

**SYSTEM & COMPONENT IDENT.**

**PASS. CARS**

**LIGHT TRUCKS**

**MEDIUM/HEAVY TRUCKS**

**BUSES**

**HOSE NUMERICAL**

**REPAIR KITS**

**KIT NUMERICAL**

**ILLUSTRATIONS**

# Power Steering Repair Kits for Passenger Cars and Light Trucks

|                                      | Application   | Kit No.  | Application  | Kit No.  |      |
|--------------------------------------|---|--|--|--|------|
| <b>SYSTEM PUMP &amp; GEAR IDENT.</b> | <b>OLDSMOBILE - Continued</b>   |  | <b>OLDSMOBILE - Continued</b>                                      |  |      |
|                                      | <b>CUTLASS - Continued</b>  |  | <b>CUTLASS - Continued</b>   |  |      |
|                                      | 1979 - Continued  |  | 1967   |  |      |
|                                      | V-6 231 ENG.; V-8 260 ENG.; V-8 260 DIESEL ENG.; V-8 305 ENG.; V-8 350 ENG. - Continued |  | 6-CYL. 250 ENG.  |  |      |
|                                      |   | Stg. Gear Lower Pitman Shaft Seal Kit; W/4-Bolt Gear Housing.....  | 7856   | Pump Complete Rebuilding Kit; W/Two-Raised Mounting Pads ..... | 7910 |
|                                      |   | Stg. Gear Lower Pitman Shaft Seal Kit; W/Ring Retained Housing.... | 8530   | Pump Seal Kit; W/One-Raised Mounting Pads .....                | 8755 |
|                                      |   |  |  | Pump Seal Kit; W/Two-Raised Mounting Pads .....                | 7918 |
|                                      |   |  |  | Pump Drive Shaft Seal Kit; W/One-Raised Mounting Pads .....    | 8711 |
|                                      |   |  |  | Pump Drive Shaft Seal Kit; W/Two-Raised Mounting Pads .....    | 8709 |
|                                      |   |  |  | Stg. Gear Complete Rebuilding Kit.....                         | 7858 |
| <b>SYSTEM &amp; COMPONENT IDENT.</b> | 1978  |  | Stg. Gear Major Seal Kit.....                                      | 7860   |      |
|                                      | V-6 231 ENG.; V-8 260 ENG.; V-8 305 ENG.  |  | Stg. Gear Input Shaft Seal Kit.....                                | 7095   |      |
|                                      | Pump Complete Rebuilding Kit.....   | 7910   | Stg. Gear Complete Pitman Shaft Seal Kit.....                      | 8766   |      |
|                                      | Pump Seal Kit.....  | 7918   | Stg. Gear Lower Pitman Shaft Seal Kit.....                         | 7856   |      |
|                                      | Pump Drive Shaft Seal Kit.....  | 8709   | Stg. Gear Lower Pitman Shaft Seal Kit; W/Ring Retained Housing.... | 8530   |      |
|                                      | Stg. Gear Complete Rebuilding Kit; W/4-Bolt Gear Housing.....                           | 7858   |  |  |      |
|                                      | Stg. Gear Complete Rebuilding Kit; W/Ring Retained Housing.....                         | 8529   |  |  |      |
|                                      | Stg. Gear Major Seal Kit; W/4-Bolt Gear Housing.....                                    | 7860   |  |  |      |
|                                      | Stg. Gear Major Seal Kit; W/Ring Retained Housing .....                                 | 8528   |  |  |      |
|                                      | Stg. Gear Input Shaft Seal Kit.....   | 7095   |  |  |      |
| <b>PASS. CARS</b>                    | Stg. Gear Complete Pitman Shaft Seal Kit; W/4-Bolt Gear Housing...                      | 8766   |  |  |      |
|                                      | Stg. Gear Complete Pitman Shaft Seal Kit; W/Ring Retained Housing.....                  | 8767   |  |  |      |
|                                      | Stg. Gear Lower Pitman Shaft Seal Kit; W/4-Bolt Gear Housing.....                       | 7856   |  |  |      |
|                                      | Stg. Gear Lower Pitman Shaft Seal Kit; W/Ring Retained Housing....                      | 8530   |  |  |      |
|                                      |   |  |  |  |      |
|                                      |   |  |  |  |      |
|                                      |   |  |  |  |      |
|                                      |   |  |  |  |      |
|                                      |   |  |  |  |      |
|                                      |   |  |  |  |      |
| <b>LIGHT TRUCKS</b>                  | 1977  |  |  |  |      |
|                                      | V-6 231 ENG.; V-8 260 ENG.; V-8 350 ENG.; V-8 403 ENG.                                  |  |  |  |      |
|                                      | Pump Complete Rebuilding Kit.....   | 7910   |  |  |      |
|                                      | Pump Seal Kit.....  | 7918   |  |  |      |
|                                      | Pump Drive Shaft Seal Kit.....  | 8709   |  |  |      |
|                                      | Stg. Gear Complete Rebuilding Kit; W/4-Bolt Gear Housing.....                           | 7858   |  |  |      |
|                                      | Stg. Gear Complete Rebuilding Kit; W/Ring Retained Housing .....                        | 8529   |  |  |      |
|                                      | Stg. Gear Major Seal Kit; W/4-Bolt Gear Housing.....                                    | 7860   |  |  |      |
|                                      | Stg. Gear Major Seal Kit; W/Ring Retained Housing .....                                 | 8528   |  |  |      |
|                                      | Stg. Gear Input Shaft Seal Kit.....   | 7095   |  |  |      |
| <b>MEDIUM/HEAVY TRUCKS</b>           | Stg. Gear Complete Pitman Shaft Seal Kit; W/4-Bolt Gear Housing...                      | 8766   |  |  |      |
|                                      | Stg. Gear Complete Pitman Shaft Seal Kit; W/Ring Retained Housing.....                  | 8767   |  |  |      |
|                                      | Stg. Gear Lower Pitman Shaft Seal Kit; W/4-Bolt Gear Housing.....                       | 7856   |  |  |      |
|                                      | Stg. Gear Lower Pitman Shaft Seal Kit; W/Ring Retained Housing....                      | 8530   |  |  |      |
|                                      |   |  |  |  |      |
|                                      |   |  |  |  |      |
|                                      |   |  |  |  |      |
|                                      |   |  |  |  |      |
|                                      |   |  |  |  |      |
|                                      |   |  |  |  |      |
| <b>BUSES</b>                         | 1976-1975   |  |  |  |      |
|                                      | 6-CYL. 250 ENG.; V-8 260 ENG.; V-8 350 ENG.; V-8 455 ENG.                               |  |  |  |      |
|                                      | Pump Complete Rebuilding Kit.....   | 7910   |  |  |      |
|                                      | Pump Seal Kit.....  | 7918   |  |  |      |
|                                      | Pump Drive Shaft Seal Kit.....  | 8709   |  |  |      |
|                                      | Stg. Gear Complete Rebuilding Kit.....  | 7858   |  |  |      |
|                                      | Stg. Gear Major Seal Kit.....   | 7860   |  |  |      |
|                                      | Stg. Gear Input Shaft Seal Kit.....   | 7095   |  |  |      |
|                                      | Stg. Gear Complete Pitman Shaft Seal Kit.....   | 8766   |  |  |      |
|                                      | Stg. Gear Lower Pitman Shaft Seal Kit.....  | 7856   |  |  |      |
| <b>HOSE NUMERICAL</b>                | 1974-1972   |  |  |  |      |
|                                      | V-8 350 ENG.; V-8 455 ENG.  |  |  |  |      |
|                                      | Pump Complete Rebuilding Kit.....   | 7910   |  |  |      |
|                                      | Pump Seal Kit.....  | 7918   |  |  |      |
|                                      | Pump Drive Shaft Seal Kit.....  | 8709   |  |  |      |
|                                      | Stg. Gear Complete Rebuilding Kit.....  | 7858   |  |  |      |
|                                      | Stg. Gear Major Seal Kit.....   | 7860   |  |  |      |
|                                      | Stg. Gear Input Shaft Seal Kit.....   | 7095   |  |  |      |
|                                      | Stg. Gear Complete Pitman Shaft Seal Kit.....   | 8766   |  |  |      |
|                                      | Stg. Gear Lower Pitman Shaft Seal Kit.....  | 7856   |  |  |      |
| <b>REPAIR KITS</b>                   | 1971-1970   |  |  |  |      |
|                                      | 6-CYL. 250 ENG.; V-8 350 ENG.; V-8 455 ENG.   |  |  |  |      |
|                                      | Pump Complete Rebuilding Kit.....   | 7910   |  |  |      |
|                                      | Pump Seal Kit.....  | 7918   |  |  |      |
|                                      | Pump Drive Shaft Seal Kit.....  | 8709   |  |  |      |
|                                      | Stg. Gear Complete Rebuilding Kit.....  | 7858   |  |  |      |
|                                      | Stg. Gear Major Seal Kit.....   | 7860   |  |  |      |
|                                      | Stg. Gear Input Shaft Seal Kit.....   | 7095   |  |  |      |
|                                      | Stg. Gear Complete Pitman Shaft Seal Kit.....   | 8766   |  |  |      |
|                                      | Stg. Gear Lower Pitman Shaft Seal Kit.....  | 7856   |  |  |      |
| <b>KIT NUMERICAL</b>                 | 1969-1968   |  |  |  |      |
|                                      | 6-CYL. 250 ENG.; V-8 350 ENG.   |  |  |  |      |
|                                      | Pump Complete Rebuilding Kit.....   | 7910   |  |  |      |
|                                      | Pump Seal Kit.....  | 7918   |  |  |      |
|                                      | Pump Drive Shaft Seal Kit.....  | 8709   |  |  |      |
|                                      | Stg. Gear Complete Rebuilding Kit.....  | 7858   |  |  |      |
|                                      | Stg. Gear Major Seal Kit.....   | 7860   |  |  |      |
|                                      | Stg. Gear Input Shaft Seal Kit.....   | 7095   |  |  |      |
|                                      | Stg. Gear Complete Pitman Shaft Seal Kit.....   | 8766   |  |  |      |
|                                      | Stg. Gear Lower Pitman Shaft Seal Kit.....  | 7856   |  |  |      |
| <b>ILLUSTRATIONS</b>                 |   |  |  |  |      |
|                                      |   |  |  |  |      |
|                                      |   |  |  |  |      |
|                                      |   |  |  |  |      |
|                                      |   |  |  |  |      |
|                                      |   |  |  |  |      |
|                                      |   |  |  |  |      |
|                                      |   |  |  |  |      |
|                                      |   |  |  |  |      |
|                                      |   |  |  |  |      |

☆ See Pages A14 - A15 For Pump or Gear Identification.

⊗ Packaged one bushing per box, order as required.



# Power Steering Repair Kits for Passenger Cars and Light Trucks

| Application   | Kit No. | Application   | Kit No. |
|---|---------|---|---------|
| <b>OLDSMOBILE - Continued</b>                               |         | <b>OLDSMOBILE - Continued</b>   |         |
| <b>CUTLASS CIERA - Continued</b>                            |         | <b>CUTLASS CIERA - Continued</b>  |         |
| <b>1995-1994 - Continued</b>                                |         | <b>1988 - Continued</b>   |         |
| <b>4-CYL. 2.2 L ENG.; V-6 3.1 L ENG. - Continued</b>        |         | <b>V-6 2.8 L ENG. - Continued</b>   |         |
| Pump Drive Shaft Seal Kit.....                              | 8709    | Rack & Pinion Seal Kit; W/O Performance Suspension.....                           | 8580    |
| Rack & Pinion Seal Kit.....                                 | 8785    | Rack & Pinion Upper Pinion Bearing Kit.....                                       | 8571    |
| Rack & Pinion Upper Pinion Bearing Kit.....                 | 8571    | Rack & Pinion Lower Pinion Bearing Kit.....                                       | 8572    |
| Rack & Pinion Lower Pinion Bearing Kit.....                 | 8572    |   |         |
| <b>1993</b>   |         | <b>1987</b>   |         |
| <b>4-CYL. 2.2 L ENG.; V-6 3.3 L ENG.</b>                    |         | <b>4-CYL. 2.5 L ENG.; V-6 2.8 L ENG.; V-6 3.8 L ENG.</b>                          |         |
| Pump Seal Kit.....  | 8624    | Pump Complete Rebuilding Kit.....   | 8561    |
| Pump Drive Shaft Seal Kit.....                              | 8709    | Pump Seal Kit.....  | 8554    |
| Rack & Pinion Seal Kit; W/O Performance Suspension.....     | 8580    | Pump Drive Shaft Seal Kit.....  | 8712    |
| Rack & Pinion Upper Pinion Bearing Kit.....                 | 8571    | Rack & Pinion Seal Kit; W/O Performance Suspension.....                           | 8580    |
| Rack & Pinion Lower Pinion Bearing Kit.....                 | 8572    | Rack & Pinion Upper Pinion Bearing Kit.....                                       | 8571    |
|   |         | Rack & Pinion Lower Pinion Bearing Kit.....                                       | 8572    |
| <b>1992</b>   |         | <b>1986</b>   |         |
| <b>4-CYL. 2.5 L ENG.; V-6 3.3 L ENG.</b>                    |         | <b>4-CYL. 2.5 L ENG.; V-6 2.8 L ENG.</b>  |         |
| Pump Seal Kit.....  | 8624    | Pump Complete Rebuilding Kit.....   | 7910    |
| Pump Drive Shaft Seal Kit.....                              | 8709    | Pump Seal Kit.....  | 7918    |
| Rack & Pinion Seal Kit; W/O Performance Suspension.....     | 8580    | Pump Drive Shaft Seal Kit.....  | 8709    |
| Rack & Pinion Upper Pinion Bearing Kit.....                 | 8571    | Rack & Pinion Seal Kit; W/O Performance Suspension.....                           | 8580    |
| Rack & Pinion Lower Pinion Bearing Kit.....                 | 8572    | Rack & Pinion Upper Pinion Bearing Kit.....                                       | 8571    |
|   |         | Rack & Pinion Lower Pinion Bearing Kit.....                                       | 8572    |
| <b>1991</b>   |         | <b>V-6 3.8 L ENG.</b>   |         |
| <b>4-CYL. 2.5 L ENG.</b>                                    |         | Pump Complete Rebuilding Kit.....   |         |
| Pump Seal Kit.....  | 8624    | Pump Seal Kit.....  | 8561    |
| Pump Drive Shaft Seal Kit.....                              | 8709    | Pump Seal Kit.....  | 8554    |
| Rack & Pinion Seal Kit; W/O Performance Suspension.....     | 8580    | Pump Drive Shaft Seal Kit.....  | 8712    |
| Rack & Pinion Upper Pinion Bearing Kit.....                 | 8571    | Rack & Pinion Seal Kit; W/O Performance Suspension.....                           | 8580    |
| Rack & Pinion Lower Pinion Bearing Kit.....                 | 8572    | Rack & Pinion Upper Pinion Bearing Kit.....                                       | 8571    |
|   |         | Rack & Pinion Lower Pinion Bearing Kit.....                                       | 8572    |
| <b>V-6 3.3 L ENG.</b>                                       |         | <b>1985-1984</b>  |         |
| Pump Complete Rebuilding Kit; W/16mm Shaft; 1st Design..... | 8561    | <b>4-CYL. 2.5 L ENG.; V-6 2.8 L ENG. (CANADA); V-6 3.0 L ENG.; V-6 3.8 L ENG.</b> |         |
| Pump Seal Kit; W/16mm Shaft; 1st Design.....                | 8554    | Pump Complete Rebuilding Kit.....   | 7910    |
| Pump Seal Kit; W/19mm Shaft; 2nd Design.....                | 8624    | Pump Seal Kit.....  | 7918    |
| Pump Drive Shaft Seal Kit; W/16mm Shaft; 1st Design.....    | 8712    | Pump Drive Shaft Seal Kit.....  | 8709    |
| Pump Drive Shaft Seal Kit; W/19mm Shaft; 2nd Design.....    | 8709    | Rack & Pinion Seal Kit.....   | 8580    |
| Rack & Pinion Seal Kit; W/O Performance Suspension.....     | 8580    | Rack & Pinion Upper Pinion Bearing Kit.....                                       | 8571    |
| Rack & Pinion Upper Pinion Bearing Kit.....                 | 8571    | Rack & Pinion Lower Pinion Bearing Kit.....                                       | 8572    |
| Rack & Pinion Lower Pinion Bearing Kit.....                 | 8572    |   |         |
| <b>1990</b>   |         | <b>V-6 4.3 L DIESEL ENG.</b>  |         |
| <b>4-CYL. 2.5 L ENG.; V-6 3.3 L ENG.</b>                    |         | Pump Complete Rebuilding Kit.....   |         |
| Pump Complete Rebuilding Kit.....                           | 8561    | Pump Complete Rebuilding Kit.....   | 8561    |
| Pump Seal Kit.....  | 8554    | Pump Seal Kit.....  | 8554    |
| Pump Drive Shaft Seal Kit.....                              | 8712    | Pump Drive Shaft Seal Kit.....  | 8712    |
| Rack & Pinion Seal Kit; W/O Performance Suspension.....     | 8580    | Rack & Pinion Seal Kit.....   | 8580    |
| Rack & Pinion Upper Pinion Bearing Kit.....                 | 8571    | Rack & Pinion Upper Pinion Bearing Kit.....                                       | 8571    |
| Rack & Pinion Lower Pinion Bearing Kit.....                 | 8572    | Rack & Pinion Lower Pinion Bearing Kit.....                                       | 8572    |
| <b>1989</b>   |         | <b>1983</b>   |         |
| <b>4-CYL. 2.5 L ENG.; V-6 3.3 L ENG.</b>                    |         | <b>4-CYL. 2.5 L ENG.; V-6 2.8 L ENG. (CANADA); V-6 3.0 L ENG.</b>                 |         |
| Pump Complete Rebuilding Kit; Exc. Wagon.....               | 8561    | Pump Complete Rebuilding Kit.....   | 7910    |
| Pump Seal Kit; Exc. Wagon.....                              | 8554    | Pump Seal Kit.....  | 7918    |
| Pump Seal Kit; Wagon.....                                   | 8624    | Pump Drive Shaft Seal Kit.....  | 8709    |
| Pump Drive Shaft Seal Kit; Exc. Wagon.....                  | 8712    | Rack & Pinion Seal Kit.....   | 8580    |
| Pump Drive Shaft Seal Kit; Wagon.....                       | 8709    | Rack & Pinion Upper Pinion Bearing Kit.....                                       | 8571    |
| Rack & Pinion Seal Kit; W/O Performance Suspension.....     | 8580    | Rack & Pinion Lower Pinion Bearing Kit.....                                       | 8572    |
| Rack & Pinion Upper Pinion Bearing Kit.....                 | 8571    |   |         |
| Rack & Pinion Lower Pinion Bearing Kit.....                 | 8572    | <b>V-6 4.3 L DIESEL ENG.</b>  |         |
| <b>V-6 2.8 L ENG.</b>                                       |         | Pump Complete Rebuilding Kit.....   |         |
| Pump Seal Kit.....  | 8624    | Pump Complete Rebuilding Kit.....   | 8561    |
| Pump Drive Shaft Seal Kit.....                              | 8709    | Pump Seal Kit.....  | 8554    |
| Rack & Pinion Seal Kit; W/O Performance Suspension.....     | 8580    | Pump Drive Shaft Seal Kit.....  | 8712    |
| Rack & Pinion Upper Pinion Bearing Kit.....                 | 8571    | Rack & Pinion Seal Kit.....   | 8580    |
| Rack & Pinion Lower Pinion Bearing Kit.....                 | 8572    | Rack & Pinion Upper Pinion Bearing Kit.....                                       | 8571    |
|   |         | Rack & Pinion Lower Pinion Bearing Kit.....                                       | 8572    |
| <b>1988</b>   |         | <b>1982</b>   |         |
| <b>4-CYL. 2.5 L ENG.; V-6 3.8 L ENG.</b>                    |         | <b>4-CYL. 2.5 L ENG.; V-6 2.8 L ENG. (CANADA); V-6 3.0 L ENG.</b>                 |         |
| Pump Complete Rebuilding Kit.....                           | 8561    | Pump Complete Rebuilding Kit.....   | 7910    |
| Pump Seal Kit.....  | 8554    | Pump Seal Kit.....  | 7918    |
| Pump Drive Shaft Seal Kit.....                              | 8712    | Pump Drive Shaft Seal Kit.....  | 8709    |
| Rack & Pinion Seal Kit; W/O Performance Suspension.....     | 8580    | Rack & Pinion Seal Kit.....   | 8580    |
| Rack & Pinion Upper Pinion Bearing Kit.....                 | 8571    | Rack & Pinion Upper Pinion Bearing Kit.....                                       | 8571    |
| Rack & Pinion Lower Pinion Bearing Kit.....                 | 8572    | Rack & Pinion Lower Pinion Bearing Kit.....                                       | 8572    |
| <b>V-6 2.8 L ENG.</b>                                       |         | <b>V-6 4.3 L DIESEL ENG.</b>  |         |
| Pump Complete Rebuilding Kit; Wagon.....                    | 8561    | Pump Complete Rebuilding Kit.....   |         |
| Pump Seal Kit; Exc. Wagon.....                              | 8624    | Pump Seal Kit.....  |         |
| Pump Seal Kit; Wagon.....                                   | 8554    | Pump Drive Shaft Seal Kit.....  |         |
| Pump Drive Shaft Seal Kit; Exc. Wagon.....                  | 8709    | Rack & Pinion Seal Kit.....   |         |
| Pump Drive Shaft Seal Kit; Wagon.....                       | 8712    | Rack & Pinion Upper Pinion Bearing Kit.....                                       |         |
|   |         | Rack & Pinion Lower Pinion Bearing Kit.....                                       |         |

☆ See Pages A14 - A15 For Pump or Gear Identification.

⊗ Packaged one bushing per box, order as required.

**SYSTEM PUMP & GEAR IDENT.**

**SYSTEM & COMPONENT IDENT.**

**PASS. CARS**

**LIGHT TRUCKS**

**MEDIUM/HEAVY TRUCKS**

**BUSES**

**HOSE NUMERICAL**

**REPAIR KITS**

**KIT NUMERICAL**

**ILLUSTRATIONS**



# Power Steering Repair Kits for Passenger Cars and Light Trucks

|                                      | Application   | Kit No. | Application  | Kit No. |
|--------------------------------------|---|---------|--|---------|
| <b>SYSTEM PUMP &amp; GEAR IDENT.</b> | <b>OLDSMOBILE - Continued</b>   |         | <b>OLDSMOBILE - Continued</b>  |         |
|                                      | <b>CUTLASS CRUISER</b>  |         | <b>CUTLASS CRUISER - Continued</b>   |         |
|                                      | <b>1994</b>   |         | <b>1979 - Continued</b>  |         |
|                                      | <b>V-6 3.1 L ENG.</b>   |         | <b>V-6 231 ENG.; V-8 260 ENG.; V-8 305 ENG.; V-8 350 ENG.; V-8 350 DIESEL ENG. - Continued</b> |         |
|                                      | Pump Seal Kit; W/Electronic Variable Assist.....  | 8793    | Stg. Gear Major Seal Kit; W/Ring Retained Housing.....   | 8528    |
|                                      | Pump Seal Kit; W/O Electronic Variable Assist.....  | 8624    | Stg. Gear Input Shaft Seal Kit; W/4-Bolt Gear Housing.....                                     | 8525    |
|                                      | Pump Drive Shaft Seal Kit.....  | 8709    | Stg. Gear Input Shaft Seal Kit; W/Ring Retained Housing.....                                   | 7095    |
|                                      | Rack & Pinion Upper Pinion Bearing Kit.....   | 8571    | Stg. Gear Complete Pitman Shaft Seal Kit; W/4-Bolt Gear Housing...                             | 8766    |
|                                      | Rack & Pinion Lower Pinion Bearing Kit.....   | 8572    | Stg. Gear Complete Pitman Shaft Seal Kit; W/Ring Retained Housing.....                         | 8767    |
|                                      | <b>1993-1992</b>  |         | Stg. Gear Lower Pitman Shaft Seal Kit; W/4-Bolt Gear Housing.....                              |         |
|                                      | <b>V-6 3.3 L ENG.</b>   |         | Stg. Gear Lower Pitman Shaft Seal Kit; W/Ring Retained Housing....                             |         |
|                                      | Pump Seal Kit.....  | 8624    | <b>1978</b>  |         |
|                                      | Pump Drive Shaft Seal Kit.....  | 8709    | <b>V-6 231 ENG.; V-8 260 ENG.; V-8 305 ENG.; V-8 350 ENG.</b>                                  |         |
|                                      | Rack & Pinion Seal Kit; W/O Performance Suspension.....   | 8580    | Pump Complete Rebuilding Kit.....  | 7910    |
|                                      | Rack & Pinion Upper Pinion Bearing Kit.....   | 8571    | Pump Seal Kit.....   | 7918    |
|                                      | Rack & Pinion Lower Pinion Bearing Kit.....   | 8572    | Pump Drive Shaft Seal Kit.....   | 8709    |
|                                      | <b>1991</b>   |         | Stg. Gear Complete Rebuilding Kit; W/4-Bolt Gear Housing.....                                  | 8522    |
|                                      | <b>V-6 3.3 L ENG.</b>   |         | Stg. Gear Complete Rebuilding Kit; W/Ring Retained Housing.....                                | 8529    |
|                                      | Pump Complete Rebuilding Kit; W/16mm Shaft; 1st Design.....   | 8561    | Stg. Gear Major Seal Kit; W/4-Bolt Gear Housing.....   | 8521    |
|                                      | Pump Seal Kit; W/16mm Shaft; 1st Design.....  | 8554    | Stg. Gear Major Seal Kit; W/Ring Retained Housing.....   | 8528    |
|                                      | Pump Seal Kit; W/19mm Shaft; 2nd Design.....  | 8624    | Stg. Gear Input Shaft Seal Kit; W/4-Bolt Gear Housing.....                                     | 8525    |
|                                      | Pump Drive Shaft Seal Kit; W/16mm Shaft; 1st Design.....  | 8712    | Stg. Gear Input Shaft Seal Kit; W/Ring Retained Housing.....                                   | 7095    |
|                                      | Pump Drive Shaft Seal Kit; W/19mm Shaft; 2nd Design.....  | 8709    | Stg. Gear Complete Pitman Shaft Seal Kit; W/4-Bolt Gear Housing...                             | 8766    |
|                                      | Rack & Pinion Seal Kit; W/O Performance Suspension.....   | 8580    | Stg. Gear Complete Pitman Shaft Seal Kit; W/Ring Retained Housing.....                         | 8767    |
|                                      | Rack & Pinion Upper Pinion Bearing Kit.....   | 8571    | Stg. Gear Lower Pitman Shaft Seal Kit; W/4-Bolt Gear Housing.....                              | 7856    |
|                                      | Rack & Pinion Lower Pinion Bearing Kit.....   | 8572    | Stg. Gear Lower Pitman Shaft Seal Kit; W/Ring Retained Housing....                             | 8530    |
|                                      | <b>1990</b>   |         | <b>CUTLASS SUPREME</b>   |         |
|                                      | <b>4-CYL. 2.5 L ENG.; V-6 3.3 L ENG.</b>  |         | <b>1995-1994</b>   |         |
|                                      | Pump Seal Kit.....  | 8624    | <b>V-6 3.1 L ENG.; V-6 3.4 L ENG.</b>  |         |
|                                      | Pump Drive Shaft Seal Kit.....  | 8709    | Pump Seal Kit; W/Electronic Variable Assist.....   | 8793    |
|                                      | Rack & Pinion Seal Kit; W/O Performance Suspension.....   | 8580    | Pump Seal Kit; W/O Electronic Variable Assist.....   | 8624    |
|                                      | Rack & Pinion Upper Pinion Bearing Kit.....   | 8571    | Pump Drive Shaft Seal Kit.....   | 8709    |
|                                      | Rack & Pinion Lower Pinion Bearing Kit.....   | 8572    | Rack & Pinion Seal Kit; W/Magnetic Variable Assist.....  | 8786    |
|                                      | <b>1981</b>   |         | Rack & Pinion Seal Kit; W/O Magnetic Variable Assist.....                                      | 8785    |
|                                      | <b>V-6 3.8 L ENG.; V-8 4.3 L ENG.; V-8 4.4 L ENG. (CANADA); V-8 5.0 L ENG.; V-8 5.7 L DIESEL ENG.</b> |         | Rack & Pinion Upper Pinion Bearing Kit.....  | 8571    |
|                                      | Pump Complete Rebuilding Kit.....   | 7910    | Rack & Pinion Lower Pinion Bearing Kit.....  | 8572    |
|                                      | Pump Seal Kit.....  | 7918    | <b>1993-1992</b>   |         |
|                                      | Pump Drive Shaft Seal Kit.....  | 8709    | <b>V-6 3.1 L ENG.; V-6 3.4 L ENG.</b>  |         |
|                                      | Stg. Gear Complete Rebuilding Kit; W/4-Bolt Gear Housing.....   | 8522    | Pump Seal Kit.....   | 8624    |
|                                      | Stg. Gear Complete Rebuilding Kit; W/Ring Retained Housing.....                                       | 8529    | Pump Drive Shaft Seal Kit.....   | 8709    |
|                                      | Stg. Gear Major Seal Kit; W/4-Bolt Gear Housing.....  | 8521    | Rack & Pinion Seal Kit.....  | 8580    |
|                                      | Stg. Gear Major Seal Kit; W/Ring Retained Housing.....  | 8528    | Rack & Pinion Upper Pinion Bearing Kit.....  | 8571    |
|                                      | Stg. Gear Input Shaft Seal Kit; W/4-Bolt Gear Housing.....  | 8525    | Rack & Pinion Lower Pinion Bearing Kit.....  | 8572    |
|                                      | Stg. Gear Input Shaft Seal Kit; W/Ring Retained Housing.....  | 7095    | <b>1991</b>  |         |
|                                      | Stg. Gear Complete Pitman Shaft Seal Kit; W/4-Bolt Gear Housing...                                    | 8766    | <b>4-CYL. 2.3 L ENG.; V-6 3.1 L ENG.; V-6 3.4 L ENG.</b>                                       |         |
|                                      | Stg. Gear Complete Pitman Shaft Seal Kit; W/Ring Retained Housing.....                                | 8767    | Pump Seal Kit.....   | 8624    |
|                                      | Stg. Gear Lower Pitman Shaft Seal Kit; W/4-Bolt Gear Housing.....                                     | 7856    | Pump Drive Shaft Seal Kit.....   | 8709    |
|                                      | Stg. Gear Lower Pitman Shaft Seal Kit; W/Ring Retained Housing....                                    | 8530    | Rack & Pinion Seal Kit.....  | 8580    |
|                                      | <b>1980</b>   |         | Rack & Pinion Upper Pinion Bearing Kit.....  | 8571    |
|                                      | <b>V-6 3.8 L ENG.; V-8 4.3 L ENG.; V-8 5.0 L ENG.; V-8 5.7 L DIESEL ENG.</b>                          |         | Rack & Pinion Lower Pinion Bearing Kit.....  | 8572    |
|                                      | Pump Complete Rebuilding Kit.....   | 7910    | <b>1990</b>  |         |
|                                      | Pump Seal Kit.....  | 7918    | <b>4-CYL. 2.3 L ENG.; V-6 3.1 L ENG.</b>   |         |
|                                      | Pump Drive Shaft Seal Kit.....  | 8709    | Pump Seal Kit.....   | 8624    |
|                                      | Stg. Gear Complete Rebuilding Kit; W/4-Bolt Gear Housing.....   | 8522    | Pump Drive Shaft Seal Kit.....   | 8709    |
|                                      | Stg. Gear Complete Rebuilding Kit; W/Ring Retained Housing.....                                       | 8529    | Rack & Pinion Seal Kit.....  | 8580    |
|                                      | Stg. Gear Major Seal Kit; W/4-Bolt Gear Housing.....  | 8521    | Rack & Pinion Upper Pinion Bearing Kit.....  | 8571    |
|                                      | Stg. Gear Major Seal Kit; W/Ring Retained Housing.....  | 8528    | Rack & Pinion Lower Pinion Bearing Kit.....  | 8572    |
|                                      | Stg. Gear Input Shaft Seal Kit; W/4-Bolt Gear Housing.....  | 8525    | <b>1989</b>  |         |
|                                      | Stg. Gear Input Shaft Seal Kit; W/Ring Retained Housing.....  | 7095    | <b>V-6 2.8 L ENG.; V-6 3.1 L ENG.</b>  |         |
|                                      | Stg. Gear Complete Pitman Shaft Seal Kit; W/4-Bolt Gear Housing...                                    | 8766    | Pump Seal Kit.....   | 8624    |
|                                      | Stg. Gear Complete Pitman Shaft Seal Kit; W/Ring Retained Housing.....                                | 8767    | Pump Drive Shaft Seal Kit.....   | 8709    |
|                                      | Stg. Gear Lower Pitman Shaft Seal Kit; W/4-Bolt Gear Housing.....                                     | 7856    | Rack & Pinion Seal Kit.....  | 8580    |
|                                      | Stg. Gear Lower Pitman Shaft Seal Kit; W/Ring Retained Housing....                                    | 8530    | Rack & Pinion Upper Pinion Bearing Kit.....  | 8571    |
|                                      | <b>1979</b>   |         | Rack & Pinion Lower Pinion Bearing Kit.....  | 8572    |
|                                      | <b>V-6 231 ENG.; V-8 260 ENG.; V-8 305 ENG.; V-8 350 ENG.; V-8 350 DIESEL ENG.</b>                    |         | <b>1988</b>  |         |
|                                      | Pump Complete Rebuilding Kit.....   | 7910    | <b>V-6 2.8 L ENG.</b>  |         |
|                                      | Pump Seal Kit.....  | 7918    | Pump Complete Rebuilding Kit.....  | 8561    |
|                                      | Pump Drive Shaft Seal Kit.....  | 8709    | Pump Seal Kit.....   | 8554    |
|                                      | Stg. Gear Complete Rebuilding Kit; W/4-Bolt Gear Housing.....   | 8522    | Pump Drive Shaft Seal Kit.....   | 8712    |
|                                      | Stg. Gear Complete Rebuilding Kit; W/Ring Retained Housing.....                                       | 8529    | Rack & Pinion Seal Kit.....  | 8580    |
|                                      | Stg. Gear Major Seal Kit; W/4-Bolt Gear Housing.....  | 8521    | Rack & Pinion Upper Pinion Bearing Kit.....  | 8571    |
|                                      |   |         | Rack & Pinion Lower Pinion Bearing Kit.....  | 8572    |

☆ See Pages A14 - A15 For Pump or Gear Identification.

⊗ Packaged one bushing per box, order as required.

# Power Steering Repair Kits for Passenger Cars and Light Trucks

| Application  | Kit No. | Application   | Kit No. |
|--|---------|---|---------|
| <b>OLDSMOBILE - Continued</b>                                |         | <b>OLDSMOBILE - Continued</b>   |         |
| <b>CUTLASS SUPREME - Continued</b>                           |         | <b>DELTA 88 - Continued</b>   |         |
| <b>1988 - Continued</b>                                      |         | <b>1982-1981</b>  |         |
| <b>V-8 5.0 L ENG.</b>  |         | <b>V-6 3.8 L ENG.; V-8 4.3 L ENG.; V-8 4.4 L ENG. (CANADA); V-8 5.0 L ENG.; V-8 5.7 L DIESEL ENG.</b> |         |
| Pump Complete Rebuilding Kit.....                            | 7910    | Pump Complete Rebuilding Kit.....   | 7910    |
| Pump Seal Kit.....   | 7918    | Pump Seal Kit.....  | 7918    |
| Pump Drive Shaft Seal Kit.....                               | 8709    | Pump Drive Shaft Seal Kit.....  | 8709    |
| Stg. Gear Complete Rebuilding Kit.....                       | 8522    | Stg. Gear Complete Rebuilding Kit.....  | 8522    |
| Stg. Gear Major Seal Kit.....                                | 8521    | Stg. Gear Major Seal Kit.....   | 8521    |
| Stg. Gear Input Shaft Seal Kit.....                          | 8525    | Stg. Gear Input Shaft Seal Kit.....   | 8525    |
| Stg. Gear Complete Pitman Shaft Seal Kit.....                | 8766    | Stg. Gear Complete Pitman Shaft Seal Kit.....   | 8766    |
| Stg. Gear Lower Pitman Shaft Seal Kit.....                   | 7856    | Stg. Gear Lower Pitman Shaft Seal Kit.....  | 7856    |
| <b>DELMONT 88</b>  |         | <b>1980</b>   |         |
| <b>1968</b>  |         | <b>V-6 3.8 L ENG.; V-8 4.3 L ENG.; V-8 5.0 L ENG.; V-8 5.7 L ENG.; V-8 5.7 L DIESEL ENG.</b>          |         |
| <b>V-8 350 ENG.; V-8 455 ENG.</b>                            |         | Pump Complete Rebuilding Kit.....   |         |
| Pump Complete Rebuilding Kit.....                            | 7910    | Pump Complete Rebuilding Kit.....   | 7910    |
| Pump Seal Kit.....   | 7918    | Pump Seal Kit.....  | 7918    |
| Pump Drive Shaft Seal Kit.....                               | 8709    | Pump Drive Shaft Seal Kit.....  | 8709    |
| Stg. Gear Complete Rebuilding Kit.....                       | 7857    | Stg. Gear Complete Rebuilding Kit.....  | 8522    |
| Stg. Gear Major Seal Kit.....                                | 7859    | Stg. Gear Major Seal Kit.....   | 8521    |
| Stg. Gear Input Shaft Seal Kit.....                          | 7095    | Stg. Gear Input Shaft Seal Kit.....   | 8525    |
| Stg. Gear Complete Pitman Shaft Seal Kit.....                | 8766    | Stg. Gear Complete Pitman Shaft Seal Kit.....   | 8766    |
| Stg. Gear Lower Pitman Shaft Seal Kit.....                   | 7856    | Stg. Gear Lower Pitman Shaft Seal Kit.....  | 7856    |
| <b>1967</b>  |         | <b>1979</b>   |         |
| <b>V-8 330 ENG.; V-8 425 ENG.</b>                            |         | <b>V-6 231 ENG.; V-8 260 ENG.; V-8 301 ENG.; V-8 350 ENG.; V-8 350 DIESEL ENG.; V-8 403 ENG.</b>      |         |
| Pump Seal Kit.....   | 8754    | Pump Complete Rebuilding Kit.....   | 7910    |
| Pump Drive Shaft Seal Kit.....                               | 8709    | Pump Seal Kit.....  | 7918    |
| Stg. Gear Complete Rebuilding Kit.....                       | 7857    | Pump Drive Shaft Seal Kit.....  | 8709    |
| Stg. Gear Major Seal Kit.....                                | 7859    | Stg. Gear Complete Rebuilding Kit.....  | 8522    |
| Stg. Gear Input Shaft Seal Kit.....                          | 7095    | Stg. Gear Major Seal Kit.....   | 8521    |
| Stg. Gear Complete Pitman Shaft Seal Kit.....                | 8766    | Stg. Gear Input Shaft Seal Kit.....   | 8525    |
| Stg. Gear Lower Pitman Shaft Seal Kit.....                   | 7856    | Stg. Gear Complete Pitman Shaft Seal Kit.....   | 8766    |
| <b>DELTA 88</b>  |         | Stg. Gear Lower Pitman Shaft Seal Kit.....  |         |
| <b>1988-1987</b>   |         | Stg. Gear Lower Pitman Shaft Seal Kit.....  |         |
| <b>V-6 3.8 L ENG.</b>  |         | Stg. Gear Lower Pitman Shaft Seal Kit.....  |         |
| Pump Complete Rebuilding Kit.....                            | 8561    | Pump Complete Rebuilding Kit.....   | 7910    |
| Pump Seal Kit.....   | 8554    | Pump Seal Kit.....  | 7918    |
| Pump Drive Shaft Seal Kit.....                               | 8712    | Pump Drive Shaft Seal Kit.....  | 8709    |
| Rack & Pinion Seal Kit.....                                  | 8580    | Stg. Gear Complete Rebuilding Kit.....  | 7858    |
| Rack & Pinion Upper Pinion Bearing Kit.....                  | 8571    | Stg. Gear Major Seal Kit.....   | 7860    |
| Rack & Pinion Lower Pinion Bearing Kit.....                  | 8572    | Stg. Gear Input Shaft Seal Kit.....   | 7095    |
| <b>1986</b>  |         | Stg. Gear Complete Pitman Shaft Seal Kit.....   |         |
| <b>V-6 3.0 L ENG.; V-6 3.8 L ENG.</b>                        |         | Stg. Gear Complete Pitman Shaft Seal Kit.....   |         |
| Pump Complete Rebuilding Kit.....                            | 8561    | Stg. Gear Complete Pitman Shaft Seal Kit.....   | 8766    |
| Pump Seal Kit.....   | 8554    | Stg. Gear Lower Pitman Shaft Seal Kit.....  | 7856    |
| Pump Drive Shaft Seal Kit.....                               | 8712    | <b>1977</b>   |         |
| Rack & Pinion Seal Kit.....                                  | 8580    | <b>V-6 231 ENG.; V-8 260 ENG.; V-8 350 ENG.; V-8 403 ENG.</b>   |         |
| Rack & Pinion Upper Pinion Bearing Kit.....                  | 8571    | Pump Complete Rebuilding Kit.....   | 7910    |
| Rack & Pinion Lower Pinion Bearing Kit.....                  | 8572    | Pump Seal Kit.....  | 7918    |
| <b>1985</b>  |         | Pump Drive Shaft Seal Kit.....  | 8709    |
| <b>V-6 3.8 L ENG.; V-8 5.0 L ENG.; V-8 5.7 L DIESEL ENG.</b> |         | Stg. Gear Complete Rebuilding Kit.....  | 7858    |
| Pump Complete Rebuilding Kit.....                            | 7910    | Stg. Gear Major Seal Kit.....   | 7860    |
| Pump Seal Kit.....   | 7918    | Stg. Gear Input Shaft Seal Kit.....   | 7095    |
| Pump Drive Shaft Seal Kit.....                               | 8709    | Stg. Gear Complete Pitman Shaft Seal Kit.....   | 8766    |
| Stg. Gear Complete Rebuilding Kit.....                       | 8522    | Stg. Gear Lower Pitman Shaft Seal Kit.....  | 7856    |
| Stg. Gear Major Seal Kit.....                                | 8521    | <b>1976</b>   |         |
| Stg. Gear Input Shaft Seal Kit.....                          | 8525    | <b>V-8 350 ENG.; V-8 455 ENG.</b>   |         |
| Stg. Gear Complete Pitman Shaft Seal Kit.....                | 8766    | Pump Complete Rebuilding Kit.....   | 7910    |
| Stg. Gear Lower Pitman Shaft Seal Kit.....                   | 7856    | Pump Seal Kit.....  | 7918    |
| Rack & Pinion Seal Kit.....                                  | 8580    | Pump Drive Shaft Seal Kit.....  | 8709    |
| Rack & Pinion Upper Pinion Bearing Kit.....                  | 8571    | Stg. Gear Complete Rebuilding Kit; W/A.C.....   | 7857    |
| Rack & Pinion Lower Pinion Bearing Kit.....                  | 8572    | Stg. Gear Complete Rebuilding Kit; W/O A.C.....   | 7858    |
| <b>1984-1983</b>   |         | Stg. Gear Major Seal Kit; W/A.C.....  | 7859    |
| <b>V-6 3.8 L ENG.; V-8 5.0 L ENG.; V-8 5.7 L DIESEL ENG.</b> |         | Stg. Gear Major Seal Kit; W/O A.C.....  | 7860    |
| Pump Complete Rebuilding Kit.....                            | 7910    | Stg. Gear Input Shaft Seal Kit.....   | 7095    |
| Pump Seal Kit.....   | 7918    | Stg. Gear Complete Pitman Shaft Seal Kit.....   | 8766    |
| Pump Drive Shaft Seal Kit.....                               | 8709    | Stg. Gear Lower Pitman Shaft Seal Kit.....  | 7856    |
| Stg. Gear Complete Rebuilding Kit.....                       | 8522    | <b>1975</b>   |         |
| Stg. Gear Major Seal Kit.....                                | 8521    | <b>V-8 350 ENG.; V-8 400 ENG.; V-8 455 ENG.</b>   |         |
| Stg. Gear Input Shaft Seal Kit.....                          | 8525    | Pump Complete Rebuilding Kit.....   | 7910    |
| Stg. Gear Complete Pitman Shaft Seal Kit.....                | 8766    | Pump Seal Kit.....  | 7918    |
| Stg. Gear Lower Pitman Shaft Seal Kit.....                   | 7856    | Pump Drive Shaft Seal Kit.....  | 8709    |

☆ See Pages A14 - A15 For Pump or Gear Identification.

☛ Packaged one bushing per box, order as required.

SYSTEM  
PUMP &  
GEAR  
IDENT.

SYSTEM &  
COM-  
PONENT  
IDENT.

PASS.  
CARS

LIGHT  
TRUCKS

MEDIUM/  
HEAVY  
TRUCKS

BUSES

HOSE  
NUMER-  
ICAL

REPAIR  
KITS

KIT  
NUMER-  
ICAL

ILLUSTRATIONS

# Power Steering Repair Kits for Passenger Cars and Light Trucks

|                                      | Application   | Kit No. | Application                                    | Kit No. |
|--------------------------------------|---|---------|--|---------|
| <b>SYSTEM PUMP &amp; GEAR IDENT.</b> | <b>OLDSMOBILE - Continued</b>                               |         | <b>OLDSMOBILE - Continued</b>                  |         |
|                                      | <b>DELTA 88 - Continued</b>                                 |         | <b>EIGHTY EIGHT - Continued</b>                |         |
|                                      | <b>1975 - Continued</b>                                     |         | <b>1991-1989</b>                               |         |
|                                      | <b>V-8 350 ENG.; V-8 400 ENG.; V-8 455 ENG. - Continued</b> |         | <b>V-6 3.8 L ENG.</b>                          |         |
|                                      | Stg. Gear Major Seal Kit; W/O A.C. ....                     | 7860    | Pump Complete Rebuilding Kit .....             | 8561    |
|                                      | Stg. Gear Input Shaft Seal Kit .....                        | 7095    | Pump Seal Kit .....                            | 8554    |
|                                      | Stg. Gear Complete Pitman Shaft Seal Kit .....              | 8766    | Pump Drive Shaft Seal Kit .....                | 8712    |
|                                      | Stg. Gear Lower Pitman Shaft Seal Kit .....                 | 7856    | Rack & Pinion Seal Kit .....                   | 8580    |
|                                      |   |         | Rack & Pinion Upper Pinion Bearing Kit .....   | 8571    |
|                                      |   |         | Rack & Pinion Lower Pinion Bearing Kit .....   | 8572    |
| <b>SYSTEM &amp; COMPONENT IDENT.</b> | <b>1974-1972</b>  |         | <b>1966-1965</b>                               |         |
|                                      | <b>V-8 350 ENG.; V-8 455 ENG.</b>                           |         | <b>V-8 425 ENG.</b>                            |         |
|                                      | Pump Complete Rebuilding Kit .....                          | 7910    | Pump Seal Kit .....                            | 8754    |
|                                      | Pump Seal Kit .....   | 7918    | Pump Drive Shaft Seal Kit .....                | 8709    |
|                                      | Pump Drive Shaft Seal Kit .....                             | 8709    | Stg. Gear Complete Rebuilding Kit .....        | 7857    |
|                                      | Stg. Gear Complete Rebuilding Kit; W/A.C. ....              | 7857    | Stg. Gear Major Seal Kit .....                 | 7859    |
|                                      | Stg. Gear Complete Rebuilding Kit; W/O A.C. ....            | 7858    | Stg. Gear Input Shaft Seal Kit .....           | 7095    |
|                                      | Stg. Gear Major Seal Kit; W/A.C. ....                       | 7859    | Stg. Gear Complete Pitman Shaft Seal Kit ..... | 8766    |
|                                      | Stg. Gear Major Seal Kit; W/O A.C. ....                     | 7860    | Stg. Gear Lower Pitman Shaft Seal Kit .....    | 7856    |
|                                      | Stg. Gear Input Shaft Seal Kit .....                        | 7095    |  |         |
|                                      | Stg. Gear Complete Pitman Shaft Seal Kit .....              | 8766    |  |         |
|                                      | Stg. Gear Lower Pitman Shaft Seal Kit .....                 | 7856    |  |         |
| <b>PASS. CARS</b>                    | <b>1971-1969</b>  |         | <b>1964</b>                                    |         |
|                                      | <b>V-8 350 ENG.; V-8 455 ENG.</b>                           |         | <b>V-8 394 ENG.</b>                            |         |
|                                      | Pump Complete Rebuilding Kit .....                          | 7910    | Pump Seal Kit .....                            | 8754    |
|                                      | Pump Seal Kit .....   | 7918    | Pump Drive Shaft Seal Kit .....                | 8709    |
|                                      | Pump Drive Shaft Seal Kit .....                             | 8709    | Stg. Gear Complete Rebuilding Kit .....        | 7857    |
|                                      | Stg. Gear Complete Rebuilding Kit .....                     | 7857    | Stg. Gear Major Seal Kit .....                 | 7859    |
|                                      | Stg. Gear Major Seal Kit .....                              | 7859    | Stg. Gear Input Shaft Seal Kit .....           | 7095    |
|                                      | Stg. Gear Input Shaft Seal Kit .....                        | 7095    | Stg. Gear Complete Pitman Shaft Seal Kit ..... | 8766    |
|                                      | Stg. Gear Complete Pitman Shaft Seal Kit .....              | 8766    | Stg. Gear Lower Pitman Shaft Seal Kit .....    | 7856    |
|                                      | Stg. Gear Lower Pitman Shaft Seal Kit .....                 | 7856    |  |         |
| <b>LIGHT TRUCKS</b>                  | <b>1968</b>   |         | <b>F85</b>                                     |         |
|                                      | <b>V-8 455 ENG.</b>   |         | <b>1972</b>                                    |         |
|                                      | Pump Complete Rebuilding Kit .....                          | 7910    | <b>V-8 350 ENG.; V-8 455 ENG.</b>              |         |
|                                      | Pump Seal Kit .....   | 7918    | Pump Complete Rebuilding Kit .....             | 7910    |
|                                      | Pump Drive Shaft Seal Kit .....                             | 8709    | Pump Seal Kit .....                            | 7918    |
|                                      | Stg. Gear Complete Rebuilding Kit .....                     | 7857    | Pump Drive Shaft Seal Kit .....                | 8709    |
|                                      | Stg. Gear Major Seal Kit .....                              | 7859    | Stg. Gear Complete Rebuilding Kit .....        | 7858    |
|                                      | Stg. Gear Input Shaft Seal Kit .....                        | 7095    | Stg. Gear Major Seal Kit .....                 | 7860    |
|                                      | Stg. Gear Complete Pitman Shaft Seal Kit .....              | 8766    | Stg. Gear Input Shaft Seal Kit .....           | 7095    |
|                                      | Stg. Gear Lower Pitman Shaft Seal Kit .....                 | 7856    | Stg. Gear Complete Pitman Shaft Seal Kit ..... | 8766    |
|                                      |   |         | Stg. Gear Lower Pitman Shaft Seal Kit .....    | 7856    |
| <b>MEDIUM/HEAVY TRUCKS</b>           | <b>1967</b>   |         | <b>1971-1968</b>                               |         |
|                                      | <b>V-8 425 ENG.</b>   |         | <b>6-CYL. 250 ENG.; V-8 350 ENG.</b>           |         |
|                                      | Pump Seal Kit .....   | 8754    | Pump Complete Rebuilding Kit .....             | 7910    |
|                                      | Pump Drive Shaft Seal Kit .....                             | 8709    | Pump Seal Kit .....                            | 7918    |
|                                      | Stg. Gear Complete Rebuilding Kit .....                     | 7857    | Pump Drive Shaft Seal Kit .....                | 8709    |
|                                      | Stg. Gear Major Seal Kit .....                              | 7859    | Stg. Gear Complete Rebuilding Kit .....        | 7858    |
|                                      | Stg. Gear Input Shaft Seal Kit .....                        | 7095    | Stg. Gear Major Seal Kit .....                 | 7860    |
|                                      | Stg. Gear Complete Pitman Shaft Seal Kit .....              | 8766    | Stg. Gear Input Shaft Seal Kit .....           | 7095    |
|                                      | Stg. Gear Lower Pitman Shaft Seal Kit .....                 | 7856    | Stg. Gear Complete Pitman Shaft Seal Kit ..... | 8766    |
|                                      |   |         | Stg. Gear Lower Pitman Shaft Seal Kit .....    | 7856    |
| <b>BUSES</b>                         | <b>1967</b>   |         | <b>1967</b>                                    |         |
|                                      | <b>V-8 425 ENG.</b>   |         | <b>6-CYL. 250 ENG.</b>                         |         |
|                                      | Pump Seal Kit .....   | 8754    | Pump Seal Kit .....                            | 8755    |
|                                      | Pump Drive Shaft Seal Kit .....                             | 8709    | Pump Drive Shaft Seal Kit .....                | 8711    |
|                                      | Stg. Gear Complete Rebuilding Kit .....                     | 7857    | Stg. Gear Complete Rebuilding Kit .....        | 7858    |
|                                      | Stg. Gear Major Seal Kit .....                              | 7859    | Stg. Gear Major Seal Kit .....                 | 7860    |
|                                      | Stg. Gear Input Shaft Seal Kit .....                        | 7095    | Stg. Gear Input Shaft Seal Kit .....           | 7095    |
|                                      | Stg. Gear Complete Pitman Shaft Seal Kit .....              | 8766    | Stg. Gear Complete Pitman Shaft Seal Kit ..... | 8766    |
|                                      | Stg. Gear Lower Pitman Shaft Seal Kit .....                 | 7856    | Stg. Gear Lower Pitman Shaft Seal Kit .....    | 7856    |
| <b>HOSE NUMERICAL</b>                | <b>EIGHTY EIGHT</b>   |         | <b>V-8 330 ENG.</b>                            |         |
|                                      | <b>1995</b>   |         | <b>V-8 330 ENG.</b>                            |         |
|                                      | <b>V-6 3.8 L ENG.</b>                                       |         | <b>V-8 330 ENG.</b>                            |         |
|                                      | Pump Seal Kit; W/Electronic Variable Assist .....           | 8793    | Pump Seal Kit .....                            | 8754    |
|                                      | Pump Seal Kit; W/O Electronic Variable Assist .....         | 8624    | Pump Drive Shaft Seal Kit .....                | 8709    |
|                                      | Pump Drive Shaft Seal Kit .....                             | 8709    | Stg. Gear Complete Rebuilding Kit .....        | 7858    |
|                                      | Rack & Pinion Seal Kit; W/Magnetic Variable Assist .....    | 8786    | Stg. Gear Major Seal Kit .....                 | 7860    |
|                                      | Rack & Pinion Seal Kit; W/O Magnetic Variable Assist .....  | 8785    | Stg. Gear Input Shaft Seal Kit .....           | 7095    |
|                                      | Rack & Pinion Upper Pinion Bearing Kit .....                | 8571    | Stg. Gear Complete Pitman Shaft Seal Kit ..... | 8766    |
|                                      | Rack & Pinion Lower Pinion Bearing Kit .....                | 8572    | Stg. Gear Lower Pitman Shaft Seal Kit .....    | 7856    |
| <b>REPAIR KITS</b>                   | <b>1994-1993</b>  |         | <b>1966</b>                                    |         |
|                                      | <b>V-6 3.8 L ENG.</b>                                       |         | <b>6-CYL. 250 ENG.</b>                         |         |
|                                      | Pump Seal Kit; W/Electronic Variable Assist .....           | 8793    | Pump Seal Kit .....                            | 8755    |
|                                      | Pump Seal Kit; W/O Electronic Variable Assist .....         | 8624    | Pump Drive Shaft Seal Kit .....                | 8711    |
|                                      | Pump Drive Shaft Seal Kit .....                             | 8709    | Stg. Gear Complete Rebuilding Kit .....        | 7858    |
|                                      | Rack & Pinion Seal Kit .....                                | 8785    | Stg. Gear Major Seal Kit .....                 | 7860    |
|                                      | Rack & Pinion Upper Pinion Bearing Kit .....                | 8571    | Stg. Gear Input Shaft Seal Kit .....           | 7095    |
|                                      | Rack & Pinion Lower Pinion Bearing Kit .....                | 8572    | Stg. Gear Complete Pitman Shaft Seal Kit ..... | 8766    |
|                                      |   |         | Stg. Gear Lower Pitman Shaft Seal Kit .....    | 7856    |
| <b>KIT NUMERICAL</b>                 | <b>1992</b>   |         | <b>1966</b>                                    |         |
|                                      | <b>V-6 3.8 L ENG.</b>                                       |         | <b>6-CYL. 250 ENG.</b>                         |         |
|                                      | Pump Seal Kit .....   | 8624    | Pump Seal Kit .....                            | 8755    |
|                                      | Pump Drive Shaft Seal Kit .....                             | 8709    | Pump Drive Shaft Seal Kit .....                | 8711    |
|                                      | Rack & Pinion Seal Kit .....                                | 8580    | Stg. Gear Complete Rebuilding Kit .....        | 7858    |
|                                      | Rack & Pinion Upper Pinion Bearing Kit .....                | 8571    | Stg. Gear Major Seal Kit .....                 | 7860    |
|                                      | Rack & Pinion Lower Pinion Bearing Kit .....                | 8572    | Stg. Gear Input Shaft Seal Kit .....           | 7095    |
|                                      |   |         | Stg. Gear Complete Pitman Shaft Seal Kit ..... | 8766    |
|                                      |   |         | Stg. Gear Lower Pitman Shaft Seal Kit .....    | 7856    |
| <b>ILLUSTRATIONS</b>                 |   |         |  |         |

☆ See Pages A14 - A15 For Pump or Gear Identification.

⊗ Packaged one bushing per box, order as required.





# Power Steering Repair Kits for Passenger Cars and Light Trucks

|                           | Application  | Kit No.                                       | Application                                   | Kit No.   |      |      |
|---------------------------|--|---|---|---|------|------|
| SYSTEM PUMP & GEAR IDENT. | <b>OLDSMOBILE - Continued</b>                                |   | <b>OLDSMOBILE - Continued</b>                 |   |      |      |
|                           | <b>NINETY EIGHT - Continued</b>                              |   | <b>NINETY EIGHT - Continued</b>               |   |      |      |
|                           | <b>1985</b>  |   | <b>1977 - Continued</b>                       |   |      |      |
|                           | <b>V-6 3.0 L ENG.; V-6 3.8 L ENG.</b>                        |   | <b>V-8 350 ENG.; V-8 403 ENG. - Continued</b> |   |      |      |
|                           |  | Pump Complete Rebuilding Kit.....             | 7910  | Stg. Gear Lower Pitman Shaft Seal Kit.....      | 7856 |      |
|                           |  | Pump Seal Kit.....                            | 7918  | <b>1976</b>                                     |      |      |
|                           |  | Pump Drive Shaft Seal Kit.....                | 8709  | <b>V-8 455 ENG.</b>                             |      |      |
|                           |  | Rack & Pinion Seal Kit.....                   | 8580  | Pump Complete Rebuilding Kit.....               | 7910 |      |
|                           |  | Rack & Pinion Upper Pinion Bearing Kit.....   | 8571  | Pump Seal Kit.....                              | 7918 |      |
|                           |  | Rack & Pinion Lower Pinion Bearing Kit.....   | 8572  | Pump Drive Shaft Seal Kit.....                  | 8709 |      |
| SYSTEM & COMPONENT IDENT. | <b>V-6 4.3 L DIESEL ENG.</b>                                 |   | Stg. Gear Complete Rebuilding Kit.....        |   | 7857 |      |
|                           |  | Pump Complete Rebuilding Kit.....             | 8561  | Stg. Gear Major Seal Kit.....                   | 7859 |      |
|                           |  | Pump Seal Kit.....                            | 8554  | Stg. Gear Input Shaft Seal Kit.....             | 7095 |      |
|                           |  | Pump Drive Shaft Seal Kit.....                | 8712  | Stg. Gear Complete Pitman Shaft Seal Kit.....   | 8766 |      |
|                           |  | Rack & Pinion Seal Kit.....                   | 8580  | Stg. Gear Lower Pitman Shaft Seal Kit.....      | 7856 |      |
|                           |  | Rack & Pinion Upper Pinion Bearing Kit.....   | 8571  | <b>1975</b>                                     |      |      |
|                           |  | Rack & Pinion Lower Pinion Bearing Kit.....   | 8572  | <b>V-8 350 ENG.; V-8 400 ENG.; V-8 455 ENG.</b> |      |      |
|                           | <b>1984</b>  |   | Pump Complete Rebuilding Kit.....             |   | 7910 |      |
|                           | <b>V-8 5.0 L ENG.; V-8 5.7 L DIESEL ENG.</b>                 |   | Pump Seal Kit.....                            |   | 7918 |      |
|                           |  | Pump Complete Rebuilding Kit.....             | 7910  | Pump Drive Shaft Seal Kit.....                  | 8709 |      |
|                           | Pump Seal Kit.....   | 7918  | Stg. Gear Complete Rebuilding Kit.....        | 7857  |      |      |
|                           | Pump Drive Shaft Seal Kit.....                               | 8709  | Stg. Gear Major Seal Kit.....                 | 7859  |      |      |
|                           | Stg. Gear Complete Rebuilding Kit.....                       | 8522  | Stg. Gear Input Shaft Seal Kit.....           | 7095  |      |      |
|                           | Stg. Gear Major Seal Kit.....                                | 8521  | Stg. Gear Complete Pitman Shaft Seal Kit..... | 8766  |      |      |
|                           | Stg. Gear Input Shaft Seal Kit.....                          | 8525  | Stg. Gear Lower Pitman Shaft Seal Kit.....    | 7856  |      |      |
|                           | Stg. Gear Complete Pitman Shaft Seal Kit.....                | 8766  | <b>1974</b>                                   |   |      |      |
|                           | Stg. Gear Lower Pitman Shaft Seal Kit.....                   | 7856  | <b>V-8 455 ENG.</b>                           |   |      |      |
| PASS. CARS                | <b>1983-1981</b>   |   | Pump Complete Rebuilding Kit.....             |   | 7910 |      |
|                           | <b>V-6 4.1 L ENG.; V-8 5.0 L ENG.; V-8 5.7 L DIESEL ENG.</b> |   | Pump Seal Kit.....                            |   | 7918 |      |
|                           |  | Pump Complete Rebuilding Kit.....             | 7910  | Pump Drive Shaft Seal Kit.....                  | 8709 |      |
|                           |  | Pump Seal Kit.....                            | 7918  | Stg. Gear Complete Rebuilding Kit.....          | 7857 |      |
|                           |  | Pump Drive Shaft Seal Kit.....                | 8709  | Stg. Gear Major Seal Kit.....                   | 7859 |      |
|                           |  | Stg. Gear Complete Rebuilding Kit.....        | 8522  | Stg. Gear Input Shaft Seal Kit.....             | 7095 |      |
|                           |  | Stg. Gear Major Seal Kit.....                 | 8521  | Stg. Gear Complete Pitman Shaft Seal Kit.....   | 8766 |      |
|                           |  | Stg. Gear Input Shaft Seal Kit.....           | 8525  | Stg. Gear Lower Pitman Shaft Seal Kit.....      | 7856 |      |
|                           |  | Stg. Gear Complete Pitman Shaft Seal Kit..... | 8766  | <b>1973-1972</b>                                |      |      |
|                           |  | Stg. Gear Lower Pitman Shaft Seal Kit.....    | 7856  | <b>V-8 350 ENG.; V-8 455 ENG.</b>               |      |      |
| LIGHT TRUCKS              | <b>1980</b>  |   | Pump Complete Rebuilding Kit.....             |   | 7910 |      |
|                           | <b>V-8 5.0 L ENG.; V-8 5.7 L ENG.; V-8 5.7 L DIESEL ENG.</b> |   | Pump Seal Kit.....                            |   | 7918 |      |
|                           |  | Pump Complete Rebuilding Kit.....             | 7910  | Pump Drive Shaft Seal Kit.....                  | 8709 |      |
|                           |  | Pump Seal Kit.....                            | 7918  | Stg. Gear Complete Rebuilding Kit.....          | 7857 |      |
|                           |  | Pump Drive Shaft Seal Kit.....                | 8709  | Stg. Gear Major Seal Kit.....                   | 7859 |      |
|                           |  | Stg. Gear Complete Rebuilding Kit.....        | 8522  | Stg. Gear Input Shaft Seal Kit.....             | 7095 |      |
|                           |  | Stg. Gear Major Seal Kit.....                 | 8521  | Stg. Gear Complete Pitman Shaft Seal Kit.....   | 8766 |      |
|                           |  | Stg. Gear Input Shaft Seal Kit.....           | 8525  | Stg. Gear Lower Pitman Shaft Seal Kit.....      | 7856 |      |
|                           |  | Stg. Gear Complete Pitman Shaft Seal Kit..... | 8766  | <b>1971-1968</b>                                |      |      |
|                           |  | Stg. Gear Lower Pitman Shaft Seal Kit.....    | 7856  | <b>V-8 455 ENG.</b>                             |      |      |
| MEDIUM/HEAVY TRUCKS       | <b>1979</b>  |   | Pump Complete Rebuilding Kit.....             |   | 7910 |      |
|                           | <b>V-8 350 ENG.; V-8 350 DIESEL ENG.; V-8 403 ENG.</b>       |   | Pump Seal Kit.....                            |   | 7918 |      |
|                           |  | Pump Complete Rebuilding Kit.....             | 7910  | Pump Drive Shaft Seal Kit.....                  | 8709 |      |
|                           |  | Pump Seal Kit.....                            | 7918  | Stg. Gear Complete Rebuilding Kit.....          | 7857 |      |
|                           |  | Pump Drive Shaft Seal Kit.....                | 8709  | Stg. Gear Major Seal Kit.....                   | 7859 |      |
|                           |  | Stg. Gear Complete Rebuilding Kit.....        | 8522  | Stg. Gear Input Shaft Seal Kit.....             | 7095 |      |
|                           |  | Stg. Gear Major Seal Kit.....                 | 8521  | Stg. Gear Complete Pitman Shaft Seal Kit.....   | 8766 |      |
|                           |  | Stg. Gear Input Shaft Seal Kit.....           | 8525  | Stg. Gear Lower Pitman Shaft Seal Kit.....      | 7856 |      |
|                           |  | Stg. Gear Complete Pitman Shaft Seal Kit..... | 8766  | <b>1967-1965</b>                                |      |      |
|                           |  | Stg. Gear Lower Pitman Shaft Seal Kit.....    | 7856  | <b>V-8 425 ENG.</b>                             |      |      |
| HOSE NUMERICAL            | <b>1978</b>  |   | Pump Seal Kit.....                            |   | 8754 |      |
|                           | <b>V-8 350 ENG.; V-8 350 DIESEL ENG.; V-8 403 ENG.</b>       |   | Pump Drive Shaft Seal Kit.....                |   | 8709 |      |
|                           |  | Pump Complete Rebuilding Kit.....             | 7910  | Stg. Gear Complete Rebuilding Kit.....          | 7857 |      |
|                           |  | Pump Seal Kit.....                            | 7918  | Stg. Gear Major Seal Kit.....                   | 7859 |      |
|                           |  | Pump Drive Shaft Seal Kit.....                | 8709  | Stg. Gear Input Shaft Seal Kit.....             | 7095 |      |
|                           |  | Stg. Gear Complete Rebuilding Kit.....        | 7858  | Stg. Gear Complete Pitman Shaft Seal Kit.....   | 8766 |      |
|                           |  | Stg. Gear Major Seal Kit.....                 | 7860  | Stg. Gear Lower Pitman Shaft Seal Kit.....      | 7856 |      |
|                           |  | Stg. Gear Input Shaft Seal Kit.....           | 7095  | <b>1964</b>                                     |      |      |
|                           |  | Stg. Gear Complete Pitman Shaft Seal Kit..... | 8766  | <b>V-8 394 ENG.</b>                             |      |      |
|                           |  | Stg. Gear Lower Pitman Shaft Seal Kit.....    | 7856  | Pump Seal Kit.....                              |      | 8754 |
| REPAIR KITS               | <b>1977</b>  |   | Pump Drive Shaft Seal Kit.....                |   | 8709 |      |
|                           | <b>V-8 350 ENG.; V-8 403 ENG.</b>                            |   | Stg. Gear Complete Rebuilding Kit.....        |   | 7857 |      |
|                           |  | Pump Complete Rebuilding Kit.....             | 7910  | Stg. Gear Major Seal Kit.....                   | 7859 |      |
|                           |  | Pump Seal Kit.....                            | 7918  | Stg. Gear Input Shaft Seal Kit.....             | 7095 |      |
|                           |  | Pump Drive Shaft Seal Kit.....                | 8709  | Stg. Gear Complete Pitman Shaft Seal Kit.....   | 8766 |      |
|                           |  | Stg. Gear Complete Rebuilding Kit.....        | 7858  | Stg. Gear Lower Pitman Shaft Seal Kit.....      | 7856 |      |
|                           |  | Stg. Gear Major Seal Kit.....                 | 7860  | <b>1963</b>                                     |      |      |
|                           |  | Stg. Gear Input Shaft Seal Kit.....           | 7095  | <b>V-8 394 ENG.</b>                             |      |      |
|                           |  | Stg. Gear Complete Pitman Shaft Seal Kit..... | 8766  | Pump Seal Kit.....                              |      | 8754 |
|                           |  | Stg. Gear Lower Pitman Shaft Seal Kit.....    | 7856  | Pump Drive Shaft Seal Kit.....                  |      | 8709 |
| KIT NUMERICAL             | <b>1977</b>  |   | Stg. Gear Complete Rebuilding Kit.....        |   | 7857 |      |
|                           | <b>V-8 350 ENG.; V-8 403 ENG.</b>                            |   | Stg. Gear Major Seal Kit.....                 |   | 7859 |      |
|                           |  | Pump Complete Rebuilding Kit.....             | 7910  | Stg. Gear Input Shaft Seal Kit.....             | 7095 |      |
|                           |  | Pump Seal Kit.....                            | 7918  | Stg. Gear Complete Pitman Shaft Seal Kit.....   | 8766 |      |
|                           |  | Pump Drive Shaft Seal Kit.....                | 8709  | Stg. Gear Lower Pitman Shaft Seal Kit.....      | 7856 |      |
|                           |  | Stg. Gear Complete Rebuilding Kit.....        | 7858  | <b>1962</b>                                     |      |      |
|                           |  | Stg. Gear Major Seal Kit.....                 | 7860  | <b>V-8 394 ENG.</b>                             |      |      |
|                           |  | Stg. Gear Input Shaft Seal Kit.....           | 7095  | Pump Seal Kit.....                              |      | 8754 |
|                           |  | Stg. Gear Complete Pitman Shaft Seal Kit..... | 8766  | Pump Drive Shaft Seal Kit.....                  |      | 8709 |
|                           |  | Stg. Gear Lower Pitman Shaft Seal Kit.....    | 7856  | Stg. Gear Complete Rebuilding Kit.....          |      | 7857 |
| ILLUSTRATIONS             | <b>1977</b>  |   | Stg. Gear Major Seal Kit.....                 |   | 7859 |      |
|                           | <b>V-8 350 ENG.; V-8 403 ENG.</b>                            |   | Stg. Gear Input Shaft Seal Kit.....           |   | 7095 |      |
|                           |  | Pump Complete Rebuilding Kit.....             | 7910  | Stg. Gear Complete Pitman Shaft Seal Kit.....   | 8766 |      |
|                           |  | Pump Seal Kit.....                            | 7918  | Stg. Gear Lower Pitman Shaft Seal Kit.....      | 7856 |      |
|                           |  | Pump Drive Shaft Seal Kit.....                | 8709  | <b>1961</b>                                     |      |      |
|                           |  | Stg. Gear Complete Rebuilding Kit.....        | 7858  | <b>V-8 394 ENG.</b>                             |      |      |
|                           |  | Stg. Gear Major Seal Kit.....                 | 7860  | Pump Seal Kit.....                              |      | 8754 |
|                           |  | Stg. Gear Input Shaft Seal Kit.....           | 7095  | Pump Drive Shaft Seal Kit.....                  |      | 8709 |
|                           |  | Stg. Gear Complete Pitman Shaft Seal Kit..... | 8766  | Stg. Gear Complete Rebuilding Kit.....          |      | 7857 |
|                           |  | Stg. Gear Lower Pitman Shaft Seal Kit.....    | 7856  | Stg. Gear Major Seal Kit.....                   |      | 7859 |

☆ See Pages A14 - A15 For Pump or Gear Identification.

⊗ Packaged one bushing per box, order as required.

# Power Steering Repair Kits for Passenger Cars and Light Trucks

| Application  | Kit No. | Application   | Kit No. |
|--|---------|---|---------|
| <b>OLDSMOBILE - Continued</b>  |         | <b>OLDSMOBILE - Continued</b>                                 |         |
| <b>OMEGA</b>   |         | <b>OMEGA - Continued</b>                                      |         |
| <b>1984-1982</b>   |         | <b>1974-1973 - Continued</b>                                  |         |
| <b>4-CYL. 2.5 L ENG.; V-6 2.8 L ENG.</b>                               |         | <b>6-CYL. 250 ENG.; V-8 350 ENG. - Continued</b>              |         |
| Pump Complete Rebuilding Kit.....                                      | 7910    | Stg. Gear Complete Pitman Shaft Seal Kit.....                 | 8766    |
| Pump Seal Kit.....   | 7918    | Stg. Gear Lower Pitman Shaft Seal Kit.....                    | 7856    |
| Pump Drive Shaft Seal Kit.....   | 8709    | <b>SERIES 88</b>  |         |
| Rack & Pinion Seal Kit.....  | 8580    | <b>1963-1961</b>  |         |
| Rack & Pinion Upper Pinion Bearing Kit.....                            | 8571    | <b>V-8 394 ENG.</b>   |         |
| Rack & Pinion Lower Pinion Bearing Kit.....                            | 8572    | Pump Seal Kit.....  | 8754    |
| <b>1981-1980</b>   |         | Pump Drive Shaft Seal Kit.....                                | 8709    |
| <b>4-CYL. 2.5 L ENG.; V-6 2.8 L ENG.</b>                               |         | Stg. Gear Complete Rebuilding Kit.....                        | 7857    |
| Pump Complete Rebuilding Kit.....                                      | 7910    | Stg. Gear Major Seal Kit.....                                 | 7859    |
| Pump Seal Kit.....   | 7918    | Stg. Gear Input Shaft Seal Kit.....                           | 7095    |
| Pump Drive Shaft Seal Kit.....   | 8709    | Stg. Gear Complete Pitman Shaft Seal Kit.....                 | 8766    |
| Rack & Pinion Seal Kit.....  | 8570    | Stg. Gear Lower Pitman Shaft Seal Kit.....                    | 7856    |
| Rack & Pinion Upper Pinion Bearing Kit.....                            | 8571    | <b>1960</b>   |         |
| Rack & Pinion Lower Pinion Bearing Kit.....                            | 8572    | <b>V-8 371 ENG.; V-8 394 ENG.</b>                             |         |
| <b>1979</b>  |         | Pump Seal Kit.....  | 8754    |
| <b>V-6 231 ENG.; V-8 305 ENG.; V-8 350 ENG.</b>                        |         | Pump Drive Shaft Seal Kit.....                                | 8709    |
| Pump Complete Rebuilding Kit.....                                      | 7910    | Stg. Gear Complete Rebuilding Kit.....                        | 7857    |
| Pump Seal Kit.....   | 7918    | Stg. Gear Major Seal Kit.....                                 | 7859    |
| Pump Drive Shaft Seal Kit.....   | 8709    | Stg. Gear Input Shaft Seal Kit.....                           | 7095    |
| Stg. Gear Complete Rebuilding Kit.....                                 | 8522    | Stg. Gear Complete Pitman Shaft Seal Kit.....                 | 8766    |
| Stg. Gear Major Seal Kit.....  | 8521    | Stg. Gear Lower Pitman Shaft Seal Kit.....                    | 7856    |
| Stg. Gear Input Shaft Seal Kit.....                                    | 8525    | <b>SERIES 98</b>  |         |
| Stg. Gear Complete Pitman Shaft Seal Kit.....                          | 8766    | <b>1963-1960</b>  |         |
| Stg. Gear Lower Pitman Shaft Seal Kit.....                             | 7856    | <b>V-8 394 ENG.</b>   |         |
| <b>1978</b>  |         | Pump Seal Kit.....  | 8754    |
| <b>V-6 231 ENG.; V-8 305 ENG.; V-8 350 ENG.</b>                        |         | Pump Drive Shaft Seal Kit.....                                | 8709    |
| Pump Complete Rebuilding Kit.....                                      | 7910    | Stg. Gear Complete Rebuilding Kit.....                        | 7857    |
| Pump Seal Kit.....   | 7918    | Stg. Gear Major Seal Kit.....                                 | 7859    |
| Pump Drive Shaft Seal Kit.....   | 8709    | Stg. Gear Input Shaft Seal Kit.....                           | 7095    |
| Stg. Gear Complete Rebuilding Kit; W/4-Bolt Gear Housing.....          | 7858    | Stg. Gear Complete Pitman Shaft Seal Kit.....                 | 8766    |
| Stg. Gear Complete Rebuilding Kit; W/Ring Retained Housing.....        | 8529    | Stg. Gear Lower Pitman Shaft Seal Kit.....                    | 7856    |
| Stg. Gear Major Seal Kit; W/4-Bolt Gear Housing.....                   | 7860    | <b>SILHOUETTE</b>   |         |
| Stg. Gear Major Seal Kit; W/Ring Retained Housing.....                 | 8528    | <b>1995</b>   |         |
| Stg. Gear Input Shaft Seal Kit.....                                    | 7095    | <b>V-6 3.8 L ENG.</b>   |         |
| Stg. Gear Complete Pitman Shaft Seal Kit; W/4-Bolt Gear Housing.....   | 8766    | Pump Seal Kit.....  | 8624    |
| Stg. Gear Complete Pitman Shaft Seal Kit; W/Ring Retained Housing..... | 8767    | Pump Drive Shaft Seal Kit.....                                | 8709    |
| Stg. Gear Lower Pitman Shaft Seal Kit; W/4-Bolt Gear Housing.....      | 7856    | Rack & Pinion Seal Kit.....                                   | 8785    |
| Stg. Gear Lower Pitman Shaft Seal Kit; W/Ring Retained Housing.....    | 8530    | Rack & Pinion Upper Pinion Bearing Kit.....                   | 8571    |
| <b>1977</b>  |         | Rack & Pinion Lower Pinion Bearing Kit.....                   | 8572    |
| <b>V-6 231 ENG.; V-8 260 ENG.; V-8 305 ENG.; V-8 350 ENG.</b>          |         | <b>1994-1992</b>  |         |
| Pump Complete Rebuilding Kit.....                                      | 7910    | <b>V-6 3.1 L ENG.</b>   |         |
| Pump Seal Kit.....   | 7918    | Pump Complete Rebuilding Kit.....                             | 8561    |
| Pump Drive Shaft Seal Kit.....   | 8709    | Pump Seal Kit.....  | 8554    |
| Stg. Gear Complete Rebuilding Kit; W/4-Bolt Gear Housing.....          | 7858    | Pump Drive Shaft Seal Kit.....                                | 8712    |
| Stg. Gear Complete Rebuilding Kit; W/Ring Retained Housing.....        | 8529    | Rack & Pinion Seal Kit.....                                   | 8785    |
| Stg. Gear Major Seal Kit; W/4-Bolt Gear Housing.....                   | 7860    | Rack & Pinion Upper Pinion Bearing Kit.....                   | 8571    |
| Stg. Gear Major Seal Kit; W/Ring Retained Housing.....                 | 8528    | Rack & Pinion Lower Pinion Bearing Kit.....                   | 8572    |
| Stg. Gear Input Shaft Seal Kit.....                                    | 7095    | <b>V-6 3.8 L ENG.</b>   |         |
| Stg. Gear Complete Pitman Shaft Seal Kit; W/4-Bolt Gear Housing.....   | 8766    | Pump Seal Kit.....  | 8624    |
| Stg. Gear Complete Pitman Shaft Seal Kit; W/Ring Retained Housing..... | 8767    | Pump Drive Shaft Seal Kit.....                                | 8709    |
| Stg. Gear Lower Pitman Shaft Seal Kit; W/4-Bolt Gear Housing.....      | 7856    | Rack & Pinion Seal Kit.....                                   | 8785    |
| Stg. Gear Lower Pitman Shaft Seal Kit; W/Ring Retained Housing.....    | 8530    | Rack & Pinion Upper Pinion Bearing Kit.....                   | 8571    |
| <b>1976-1975</b>   |         | Rack & Pinion Lower Pinion Bearing Kit.....                   | 8572    |
| <b>6-CYL. 250 ENG.; V-8 260 ENG.; V-8 350 ENG.</b>                     |         | <b>1991-1990</b>  |         |
| Pump Complete Rebuilding Kit.....                                      | 7910    | <b>V-6 3.1 L ENG.</b>   |         |
| Pump Seal Kit.....   | 7918    | Pump Complete Rebuilding Kit.....                             | 8561    |
| Pump Drive Shaft Seal Kit.....   | 8709    | Pump Seal Kit.....  | 8554    |
| Stg. Gear Complete Rebuilding Kit.....                                 | 7858    | Pump Drive Shaft Seal Kit.....                                | 8712    |
| Stg. Gear Major Seal Kit.....  | 7860    | Rack & Pinion Seal Kit.....                                   | 8785    |
| Stg. Gear Input Shaft Seal Kit.....                                    | 7095    | Rack & Pinion Upper Pinion Bearing Kit.....                   | 8571    |
| Stg. Gear Complete Pitman Shaft Seal Kit.....                          | 8766    | Rack & Pinion Lower Pinion Bearing Kit.....                   | 8572    |
| Stg. Gear Lower Pitman Shaft Seal Kit.....                             | 7856    | <b>STARFIRE</b>   |         |
| <b>1974-1973</b>   |         | <b>1980</b>   |         |
| <b>6-CYL. 250 ENG.; V-8 350 ENG.</b>                                   |         | <b>4-CYL. 2.5 L ENG.; V-6 3.8 L ENG.</b>                      |         |
| Pump Complete Rebuilding Kit.....                                      | 7910    | Pump Complete Rebuilding Kit.....                             | 7910    |
| Pump Seal Kit.....   | 7918    | Pump Seal Kit.....  | 7918    |
| Pump Drive Shaft Seal Kit.....   | 8709    | Pump Drive Shaft Seal Kit.....                                | 8709    |
| Stg. Gear Complete Rebuilding Kit.....                                 | 7858    | Stg. Gear Complete Rebuilding Kit; W/4-Bolt Gear Housing..... | 8522    |
| Stg. Gear Major Seal Kit.....  | 7860    |   |         |
| Stg. Gear Input Shaft Seal Kit.....                                    | 7095    |   |         |

**SYSTEM PUMP & GEAR IDENT.**

**SYSTEM & COMPONENT IDENT.**

**PASS. CARS**

**LIGHT TRUCKS**

**MEDIUM/HEAVY TRUCKS**

**BUSES**

**HOSE NUMERICAL**

**REPAIR KITS**

**KIT NUMERICAL**

**ILLUSTRATIONS**

☆ See Pages A14 - A15 For Pump or Gear Identification.

⊗ Packaged one bushing per box, order as required.

# Power Steering Repair Kits for Passenger Cars and Light Trucks

|  | Application  | Kit No.  | Application                                    | Kit No.   |      |
|--|--|--|--|---|------|
| SYSTEM PUMP & GEAR IDENT.                          | <b>OLDSMOBILE - Continued</b>                          |  | <b>OLDSMOBILE - Continued</b>                  |   |      |
|  | <b>STARFIRE - Continued</b>                            |  | <b>STARFIRE - Continued</b>                    |   |      |
|  | <b>1980 - Continued</b>                                |  | <b>1975 - Continued</b>                        |   |      |
|  | <b>4-CYL. 2.5 L. ENG.; V-6 3.8 L. ENG. - Continued</b> |  | <b>V-6 231 ENG. - Continued</b>                |   |      |
|  |  | Stg. Gear Complete Rebuilding Kit; W/Ring Retained Housing.....        | 8529   | Stg. Gear Complete Pitman Shaft Seal Kit.....                   | 8766 |
|  |  | Stg. Gear Major Seal Kit; W/4-Bolt Gear Housing.....                   | 8521   | Stg. Gear Lower Pitman Shaft Seal Kit.....                      | 7856 |
|  |  | Stg. Gear Major Seal Kit; W/Ring Retained Housing.....                 | 8528   |   |      |
|  |  | Stg. Gear Input Shaft Seal Kit; W/4-Bolt Gear Housing.....             | 8525   |   |      |
|  |  | Stg. Gear Input Shaft Seal Kit; W/Ring Retained Housing.....           | 7095   |   |      |
|  |  | Stg. Gear Complete Pitman Shaft Seal Kit; W/4-Bolt Gear Housing.....   | 8766   |   |      |
|  |  | Stg. Gear Complete Pitman Shaft Seal Kit; W/Ring Retained Housing..... | 8767   |   |      |
|  |  | Stg. Gear Lower Pitman Shaft Seal Kit; W/4-Bolt Gear Housing.....      | 7856   |   |      |
|  |  | Stg. Gear Lower Pitman Shaft Seal Kit; W/Ring Retained Housing.....    | 8530   |   |      |
|  |  |  |  |   |      |
|  | SYSTEM & COMPONENT IDENT.                              | <b>1979</b>  |  | <b>1966-1965</b>  |      |
| <b>4-CYL. 151 ENG.; V-6 231 ENG.; V-8 305 ENG.</b> |  | <b>V-8 425 ENG.</b>  |  |   |      |
|  |  | Pump Complete Rebuilding Kit.....                                      | 7910   | Pump Seal Kit.....  | 8754 |
|  |  | Pump Seal Kit.....   | 7918   | Pump Drive Shaft Seal Kit.....                                  | 8709 |
|  |  | Pump Drive Shaft Seal Kit.....   | 8709   | Stg. Gear Complete Rebuilding Kit.....                          | 7857 |
|  |  | Stg. Gear Complete Rebuilding Kit; W/4-Bolt Gear Housing.....          | 8522   | Stg. Gear Major Seal Kit.....                                   | 7859 |
|  |  | Stg. Gear Complete Rebuilding Kit; W/Ring Retained Housing.....        | 8529   | Stg. Gear Input Shaft Seal Kit.....                             | 7095 |
|  |  | Stg. Gear Major Seal Kit; W/4-Bolt Gear Housing.....                   | 8521   | Stg. Gear Complete Pitman Shaft Seal Kit.....                   | 8766 |
|  |  | Stg. Gear Major Seal Kit; W/Ring Retained Housing.....                 | 8528   | Stg. Gear Lower Pitman Shaft Seal Kit.....                      | 7856 |
|  |  | Stg. Gear Input Shaft Seal Kit; W/4-Bolt Gear Housing.....             | 8525   |   |      |
|  |  | Stg. Gear Input Shaft Seal Kit; W/Ring Retained Housing.....           | 7095   |   |      |
|  |  | Stg. Gear Complete Pitman Shaft Seal Kit; W/4-Bolt Gear Housing.....   | 8766   |   |      |
|  |  | Stg. Gear Complete Pitman Shaft Seal Kit; W/Ring Retained Housing..... | 8767   |   |      |
|  |  | Stg. Gear Lower Pitman Shaft Seal Kit; W/4-Bolt Gear Housing.....      | 7856   |   |      |
|  |  | Stg. Gear Lower Pitman Shaft Seal Kit; W/Ring Retained Housing.....    | 8530   |   |      |
| PASS. CARS   | <b>1979</b>  |  | <b>1964-1961</b>                               |   |      |
|  | <b>4-CYL. 151 ENG.; V-6 231 ENG.; V-8 305 ENG.</b>     |  | <b>V-8 394 ENG.</b>                            |   |      |
|  |  | Pump Complete Rebuilding Kit.....                                      | 7910   | Pump Seal Kit.....  | 8754 |
|  |  | Pump Seal Kit.....   | 7918   | Pump Drive Shaft Seal Kit.....                                  | 8709 |
|  |  | Pump Drive Shaft Seal Kit.....   | 8709   | Stg. Gear Complete Rebuilding Kit.....                          | 7857 |
|  |  | Stg. Gear Complete Rebuilding Kit; W/4-Bolt Gear Housing.....          | 8522   | Stg. Gear Major Seal Kit.....                                   | 7859 |
|  |  | Stg. Gear Complete Rebuilding Kit; W/Ring Retained Housing.....        | 8529   | Stg. Gear Input Shaft Seal Kit.....                             | 7095 |
|  |  | Stg. Gear Major Seal Kit; W/4-Bolt Gear Housing.....                   | 8521   | Stg. Gear Complete Pitman Shaft Seal Kit.....                   | 8766 |
|  |  | Stg. Gear Major Seal Kit; W/Ring Retained Housing.....                 | 8528   | Stg. Gear Lower Pitman Shaft Seal Kit.....                      | 7856 |
|  |  | Stg. Gear Input Shaft Seal Kit; W/4-Bolt Gear Housing.....             | 8525   |   |      |
|  |  | Stg. Gear Input Shaft Seal Kit; W/Ring Retained Housing.....           | 7095   |   |      |
|  |  | Stg. Gear Complete Pitman Shaft Seal Kit; W/4-Bolt Gear Housing.....   | 8766   |   |      |
|  |  | Stg. Gear Complete Pitman Shaft Seal Kit; W/Ring Retained Housing..... | 8767   |   |      |
|  |  | Stg. Gear Lower Pitman Shaft Seal Kit; W/4-Bolt Gear Housing.....      | 7856   |   |      |
|  |  | Stg. Gear Lower Pitman Shaft Seal Kit; W/Ring Retained Housing.....    | 8530   |   |      |
| LIGHT TRUCKS                                       | <b>1978</b>  |  | <b>TORONADO</b>                                |   |      |
|  | <b>4-CYL. 151 ENG.; V-6 231 ENG.; V-8 305 ENG.</b>     |  | <b>1992</b>                                    |   |      |
|  |  | Pump Complete Rebuilding Kit.....                                      | 7910   | <b>V-6 3.8 L. ENG.</b>  |      |
|  |  | Pump Seal Kit.....   | 7918   | Pump Seal Kit.....  | 8624 |
|  |  | Pump Drive Shaft Seal Kit.....   | 8709   | Pump Drive Shaft Seal Kit.....                                  | 8709 |
|  |  | Stg. Gear Complete Rebuilding Kit; W/4-Bolt Gear Housing.....          | 8522   | Rack & Pinion Seal Kit.....                                     | 8580 |
|  |  | Stg. Gear Complete Rebuilding Kit; W/Ring Retained Housing.....        | 8529   | Rack & Pinion Upper Pinion Bearing Kit.....                     | 8571 |
|  |  | Stg. Gear Major Seal Kit; W/4-Bolt Gear Housing.....                   | 8521   | Rack & Pinion Lower Pinion Bearing Kit.....                     | 8572 |
|  |  | Stg. Gear Major Seal Kit; W/Ring Retained Housing.....                 | 8528   |   |      |
|  |  | Stg. Gear Input Shaft Seal Kit; W/4-Bolt Gear Housing.....             | 7095   |   |      |
|  |  | Stg. Gear Input Shaft Seal Kit; W/Ring Retained Housing.....           | 8766   |   |      |
|  |  | Stg. Gear Complete Pitman Shaft Seal Kit; W/4-Bolt Gear Housing.....   | 8767   |   |      |
|  |  | Stg. Gear Complete Pitman Shaft Seal Kit; W/Ring Retained Housing..... | 7856   |   |      |
|  |  | Stg. Gear Lower Pitman Shaft Seal Kit; W/4-Bolt Gear Housing.....      | 8530   |   |      |
|  | MEDIUM/HEAVY TRUCKS                                    | <b>1977</b>  |  | <b>1991-1986</b>  |      |
| <b>4-CYL. 140 ENG.; V-6 231 ENG.; V-8 305 ENG.</b> |  | <b>V-6 3.8 L. ENG.</b>   |  |   |      |
|  |  | Pump Complete Rebuilding Kit.....                                      | 7910   | Pump Complete Rebuilding Kit.....                               | 8561 |
|  |  | Pump Seal Kit.....   | 7918   | Pump Seal Kit.....  | 8554 |
|  |  | Pump Drive Shaft Seal Kit.....   | 8709   | Pump Drive Shaft Seal Kit.....                                  | 8712 |
|  |  | Stg. Gear Complete Rebuilding Kit; W/4-Bolt Gear Housing.....          | 8522   | Rack & Pinion Seal Kit.....                                     | 8580 |
|  |  | Stg. Gear Complete Rebuilding Kit; W/Ring Retained Housing.....        | 8529   | Rack & Pinion Upper Pinion Bearing Kit.....                     | 8571 |
|  |  | Stg. Gear Major Seal Kit; W/4-Bolt Gear Housing.....                   | 7860   | Rack & Pinion Lower Pinion Bearing Kit.....                     | 8572 |
|  |  | Stg. Gear Major Seal Kit; W/Ring Retained Housing.....                 | 8528   |   |      |
|  |  | Stg. Gear Input Shaft Seal Kit; W/4-Bolt Gear Housing.....             | 7095   |   |      |
|  |  | Stg. Gear Input Shaft Seal Kit; W/Ring Retained Housing.....           | 8766   |   |      |
|  |  | Stg. Gear Complete Pitman Shaft Seal Kit; W/4-Bolt Gear Housing.....   | 8767   |   |      |
|  |  | Stg. Gear Complete Pitman Shaft Seal Kit; W/Ring Retained Housing..... | 7856   |   |      |
|  |  | Stg. Gear Lower Pitman Shaft Seal Kit; W/4-Bolt Gear Housing.....      | 8530   |   |      |
| BUSES  |  | <b>1977</b>  |  | <b>1985</b>   |      |
|  | <b>4-CYL. 140 ENG.; V-6 231 ENG.; V-8 305 ENG.</b>     |  | <b>V-8 5.0 L. ENG.; V-8 5.7 L. DIESEL ENG.</b> |   |      |
|  |  | Pump Complete Rebuilding Kit.....                                      | 7910   | Pump Complete Rebuilding Kit.....                               | 7910 |
|  |  | Pump Seal Kit.....   | 7918   | Pump Seal Kit.....  | 7918 |
|  |  | Pump Drive Shaft Seal Kit.....   | 8709   | Pump Drive Shaft Seal Kit.....                                  | 8709 |
|  |  | Stg. Gear Complete Rebuilding Kit; W/4-Bolt Gear Housing.....          | 8522   | Stg. Gear Complete Rebuilding Kit.....                          | 8522 |
|  |  | Stg. Gear Complete Rebuilding Kit; W/Ring Retained Housing.....        | 8529   | Stg. Gear Major Seal Kit.....                                   | 8521 |
|  |  | Stg. Gear Major Seal Kit; W/4-Bolt Gear Housing.....                   | 7860   | Stg. Gear Input Shaft Seal Kit.....                             | 8525 |
|  |  | Stg. Gear Major Seal Kit; W/Ring Retained Housing.....                 | 8528   | Stg. Gear Complete Pitman Shaft Seal Kit.....                   | 8766 |
|  |  | Stg. Gear Input Shaft Seal Kit; W/4-Bolt Gear Housing.....             | 7095   | Stg. Gear Lower Pitman Shaft Seal Kit.....                      | 7856 |
|  |  | Stg. Gear Input Shaft Seal Kit; W/Ring Retained Housing.....           | 8766   |   |      |
|  |  | Stg. Gear Complete Pitman Shaft Seal Kit; W/4-Bolt Gear Housing.....   | 8767   |   |      |
|  |  | Stg. Gear Complete Pitman Shaft Seal Kit; W/Ring Retained Housing..... | 7856   |   |      |
|  |  | Stg. Gear Lower Pitman Shaft Seal Kit; W/4-Bolt Gear Housing.....      | 8530   |   |      |
|  | HOSE NUMERICAL   | <b>1976</b>  |  | <b>1984-1981</b>  |      |
| <b>4-CYL. 140 ENG.; V-6 231 ENG.</b>               |  | <b>V-6 4.1 L. ENG.; V-8 5.0 L. ENG.; V-8 5.7 L. DIESEL ENG.</b>        |  |   |      |
|  |  | Pump Complete Rebuilding Kit.....                                      | 7910   | Pump Complete Rebuilding Kit.....                               | 7910 |
|  |  | Pump Seal Kit.....   | 7918   | Pump Seal Kit.....  | 7918 |
|  |  | Pump Drive Shaft Seal Kit.....   | 8709   | Pump Drive Shaft Seal Kit.....                                  | 8709 |
|  |  | Stg. Gear Complete Rebuilding Kit.....                                 | 7858   | Stg. Gear Complete Rebuilding Kit.....                          | 8522 |
|  |  | Stg. Gear Major Seal Kit.....  | 7860   | Stg. Gear Major Seal Kit.....                                   | 8521 |
|  |  | Stg. Gear Input Shaft Seal Kit.....                                    | 7095   | Stg. Gear Input Shaft Seal Kit.....                             | 8525 |
|  |  | Stg. Gear Complete Pitman Shaft Seal Kit.....                          | 8766   | Stg. Gear Complete Pitman Shaft Seal Kit.....                   | 8766 |
|  |  | Stg. Gear Complete Pitman Shaft Seal Kit; W/4-Bolt Gear Housing.....   | 8767   | Stg. Gear Lower Pitman Shaft Seal Kit.....                      | 7856 |
|  |  | Stg. Gear Complete Pitman Shaft Seal Kit; W/Ring Retained Housing..... | 7856   |   |      |
|  |  | Stg. Gear Lower Pitman Shaft Seal Kit; W/4-Bolt Gear Housing.....      | 8530   |   |      |
|  |  | Stg. Gear Lower Pitman Shaft Seal Kit; W/Ring Retained Housing.....    | 8530   |   |      |
| REPAIR KITS  |  | <b>1975</b>  |  | <b>1980</b>   |      |
|  |  | <b>V-6 231 ENG.</b>  |  | <b>V-8 5.0 L. ENG.; V-8 5.7 L. ENG.; V-8 5.7 L. DIESEL ENG.</b> |      |
|  |  | Pump Complete Rebuilding Kit.....                                      | 7910   | Pump Complete Rebuilding Kit.....                               | 7910 |
|  |  | Pump Seal Kit.....   | 7918   | Pump Seal Kit.....  | 7918 |
|  |  | Pump Drive Shaft Seal Kit.....   | 8709   | Pump Drive Shaft Seal Kit.....                                  | 8709 |
|  |  | Stg. Gear Complete Rebuilding Kit.....                                 | 7858   | Stg. Gear Complete Rebuilding Kit.....                          | 8522 |
|  |  | Stg. Gear Major Seal Kit.....  | 7860   | Stg. Gear Major Seal Kit.....                                   | 8521 |
|  |  | Stg. Gear Input Shaft Seal Kit.....                                    | 7095   | Stg. Gear Input Shaft Seal Kit.....                             | 8525 |
|  |  | Stg. Gear Complete Pitman Shaft Seal Kit.....                          | 8766   | Stg. Gear Complete Pitman Shaft Seal Kit.....                   | 8766 |
|  |  | Stg. Gear Complete Pitman Shaft Seal Kit; W/4-Bolt Gear Housing.....   | 8767   | Stg. Gear Lower Pitman Shaft Seal Kit.....                      | 7856 |
|  |  | Stg. Gear Complete Pitman Shaft Seal Kit; W/Ring Retained Housing..... | 7856   |   |      |
|  |  | Stg. Gear Lower Pitman Shaft Seal Kit; W/4-Bolt Gear Housing.....      | 8530   |   |      |
|  |  | Stg. Gear Lower Pitman Shaft Seal Kit; W/Ring Retained Housing.....    | 8530   |   |      |
|  | KIT NUMERICAL  | <b>1975</b>  |  | <b>1979</b>   |      |
|  |  | <b>V-6 231 ENG.</b>  |  | <b>V-8 350 ENG.; V-8 350 DIESEL ENG.</b>                        |      |
|  |  | Pump Complete Rebuilding Kit.....                                      | 7910   | Pump Complete Rebuilding Kit.....                               | 7910 |
|  |  | Pump Seal Kit.....   | 7918   | Pump Seal Kit.....  | 7918 |
|  |  | Pump Drive Shaft Seal Kit.....   | 8709   |   |      |
|  |  | Stg. Gear Complete Rebuilding Kit.....                                 | 7858   |   |      |
|  |  | Stg. Gear Major Seal Kit.....  | 7860   |   |      |
|  |  | Stg. Gear Input Shaft Seal Kit.....                                    | 7095   |   |      |
|  |  | Stg. Gear Complete Pitman Shaft Seal Kit.....                          | 8766   |   |      |
|  |  | Stg. Gear Complete Pitman Shaft Seal Kit; W/4-Bolt Gear Housing.....   | 8767   |   |      |
|  |  | Stg. Gear Complete Pitman Shaft Seal Kit; W/Ring Retained Housing..... | 7856   |   |      |
|  |  | Stg. Gear Lower Pitman Shaft Seal Kit; W/4-Bolt Gear Housing.....      | 8530   |   |      |
|  |  | Stg. Gear Lower Pitman Shaft Seal Kit; W/Ring Retained Housing.....    | 8530   |   |      |
| ILLUSTRATIONS                                      |  | <b>1975</b>  |  | <b>1979</b>   |      |
|  |  | <b>V-6 231 ENG.</b>  |  | <b>V-8 350 ENG.; V-8 350 DIESEL ENG.</b>                        |      |
|  |  | Pump Complete Rebuilding Kit.....                                      | 7910   | Pump Complete Rebuilding Kit.....                               | 7910 |
|  |  | Pump Seal Kit.....   | 7918   | Pump Seal Kit.....  | 7918 |
|  |  | Pump Drive Shaft Seal Kit.....   | 8709   |   |      |
|  |  | Stg. Gear Complete Rebuilding Kit.....                                 | 7858   |   |      |
|  |  | Stg. Gear Major Seal Kit.....  | 7860   |   |      |
|  |  | Stg. Gear Input Shaft Seal Kit.....                                    | 7095   |   |      |
|  |  | Stg. Gear Complete Pitman Shaft Seal Kit.....                          | 8766   |   |      |
|  |  | Stg. Gear Complete Pitman Shaft Seal Kit; W/4-Bolt Gear Housing.....   | 8767   |   |      |
|  |  | Stg. Gear Complete Pitman Shaft Seal Kit; W/Ring Retained Housing..... | 7856   |   |      |
|  |  | Stg. Gear Lower Pitman Shaft Seal Kit; W/4-Bolt Gear Housing.....      | 8530   |   |      |
|  |  | Stg. Gear Lower Pitman Shaft Seal Kit; W/Ring Retained Housing.....    | 8530   |   |      |

☆ See Pages A14 - A15 For Pump or Gear Identification.

⊗ Packaged one bushing per box, order as required.

# Power Steering Repair Kits for Passenger Cars and Light Trucks

| Application  | Kit No. | Application   | Kit No. |
|--|---------|---|---------|
| <b>OLDSMOBILE - Continued</b>                        |         | <b>OLDSMOBILE - Continued</b>   |         |
| <b>TORONADO - Continued</b>                          |         | <b>442 - Continued</b>  |         |
| <b>1979 - Continued</b>                              |         | <b>1971-1970 - Continued</b>  |         |
| <b>V-8 350 ENG.; V-8 350 DIESEL ENG. - Continued</b> |         | <b>V-8 455 ENG. - Continued</b>   |         |
| Pump Drive Shaft Seal Kit.....                       | 8709    | Pump Drive Shaft Seal Kit.....  | 8709    |
| Stg. Gear Complete Rebuilding Kit.....               | 8522    | Stg. Gear Complete Rebuilding Kit.....  | 7858    |
| Stg. Gear Major Seal Kit.....                        | 8521    | Stg. Gear Major Seal Kit.....   | 7860    |
| Stg. Gear Input Shaft Seal Kit.....                  | 8525    | Stg. Gear Input Shaft Seal Kit.....   | 7095    |
| Stg. Gear Complete Pitman Shaft Seal Kit.....        | 8766    | Stg. Gear Complete Pitman Shaft Seal Kit.....   | 8766    |
| Stg. Gear Lower Pitman Shaft Seal Kit.....           | 7856    | Stg. Gear Lower Pitman Shaft Seal Kit.....  | 7856    |
| <b>1978-1977</b>                                     |         | <b>1969-1968</b>  |         |
| <b>V-8 403 ENG.</b>                                  |         | <b>V-8 400 ENG.; V-8 455 ENG.</b>   |         |
| Pump Complete Rebuilding Kit.....                    | 7910    | Pump Complete Rebuilding Kit.....   | 7910    |
| Pump Seal Kit.....                                   | 7918    | Pump Seal Kit.....  | 7918    |
| Pump Drive Shaft Seal Kit.....                       | 8709    | Pump Drive Shaft Seal Kit.....  | 8709    |
| Stg. Gear Complete Rebuilding Kit.....               | 7857    | Stg. Gear Complete Rebuilding Kit.....  | 7858    |
| Stg. Gear Major Seal Kit.....                        | 7859    | Stg. Gear Major Seal Kit.....   | 7860    |
| Stg. Gear Input Shaft Seal Kit.....                  | 7095    | Stg. Gear Input Shaft Seal Kit.....   | 7095    |
| Stg. Gear Complete Pitman Shaft Seal Kit.....        | 8766    | Stg. Gear Complete Pitman Shaft Seal Kit.....   | 8766    |
| Stg. Gear Lower Pitman Shaft Seal Kit.....           | 7856    | Stg. Gear Lower Pitman Shaft Seal Kit.....  | 7856    |
| <b>1976-1968</b>                                     |         | <b>PEUGEOT</b>  |         |
| <b>V-8 455 ENG.</b>                                  |         | <b>505</b>  |         |
| Pump Complete Rebuilding Kit.....                    | 7910    | <b>1987</b>   |         |
| Pump Seal Kit.....                                   | 7918    | <b>4-CYL. 2.0 L ENG.; 4-CYL. 2.2 L ENG.; 4-CYL. 2.5 L DIESEL ENG.; V-6 2.8 L ENG.</b>           |         |
| Pump Drive Shaft Seal Kit.....                       | 8709    | Pump Complete Rebuilding Kit.....   | 7910    |
| Stg. Gear Complete Rebuilding Kit.....               | 7857    | Pump Seal Kit.....  | 7918    |
| Stg. Gear Major Seal Kit.....                        | 7859    | Pump Drive Shaft Seal Kit.....  | 8709    |
| Stg. Gear Input Shaft Seal Kit.....                  | 7095    | <b>1986-1985</b>  |         |
| Stg. Gear Complete Pitman Shaft Seal Kit.....        | 8766    | <b>4-CYL. 2.0 L ENG.; 4-CYL. 2.2 L ENG.; 4-CYL. 2.3 L DIESEL ENG.; 4-CYL. 2.5 L DIESEL ENG.</b> |         |
| Stg. Gear Lower Pitman Shaft Seal Kit.....           | 7856    | Pump Complete Rebuilding Kit.....   | 7910    |
| <b>1967-1966</b>                                     |         | Pump Seal Kit.....  | 7918    |
| <b>V-8 425 ENG.</b>                                  |         | Pump Drive Shaft Seal Kit.....  | 8709    |
| Pump Seal Kit.....                                   | 8754    | <b>1984-1980</b>  |         |
| Pump Drive Shaft Seal Kit.....                       | 8709    | <b>4-CYL. 2.0 L ENG.; 4-CYL. 2.3 L DIESEL ENG.</b>  |         |
| Stg. Gear Complete Rebuilding Kit.....               | 7857    | Pump Complete Rebuilding Kit.....   | 7910    |
| Stg. Gear Major Seal Kit.....                        | 7859    | Pump Seal Kit.....  | 7918    |
| Stg. Gear Input Shaft Seal Kit.....                  | 7095    | Pump Drive Shaft Seal Kit.....  | 8709    |
| Stg. Gear Complete Pitman Shaft Seal Kit.....        | 8766    | <b>PLYMOUTH</b>   |         |
| Stg. Gear Lower Pitman Shaft Seal Kit.....           | 7856    | <b>ACCLAIM</b>  |         |
| <b>VISTA CRUISER</b>                                 |         | <b>1995</b>   |         |
| <b>1975-1970</b>                                     |         | <b>4-CYL. 2.5 L ENG.; V-6 3.0 L ENG.</b>  |         |
| <b>V-8 350 ENG.; V-8 455 ENG.</b>                    |         | Pump Complete Rebuilding Kit.....   | 7910    |
| Pump Complete Rebuilding Kit.....                    | 7910    | Pump Seal Kit.....  | 7918    |
| Pump Seal Kit.....                                   | 7918    | Pump Drive Shaft Seal Kit.....  | 8709    |
| Pump Drive Shaft Seal Kit.....                       | 8709    | <b>1994-1990</b>  |         |
| Stg. Gear Complete Rebuilding Kit.....               | 7858    | <b>4-CYL. 2.5 L ENG.; V-6 3.0 L ENG.</b>  |         |
| Stg. Gear Major Seal Kit.....                        | 7860    | Pump Complete Rebuilding Kit.....   | 7910    |
| Stg. Gear Input Shaft Seal Kit.....                  | 7095    | Pump Seal Kit.....  | 7918    |
| Stg. Gear Complete Pitman Shaft Seal Kit.....        | 8766    | Pump Drive Shaft Seal Kit.....  | 8709    |
| Stg. Gear Lower Pitman Shaft Seal Kit.....           | 7856    | Rack & Pinion Seal Kit; W/Plastic Rack Bulkhead.....  | 8610    |
| <b>1969-1968</b>                                     |         | Rack & Pinion Lower Pinion Bearing Kit.....   | 8579    |
| <b>V-8 350 ENG.; V-8 400 ENG.</b>                    |         | <b>1989</b>   |         |
| Pump Complete Rebuilding Kit.....                    | 7910    | <b>4-CYL. 2.5 L ENG.; V-6 3.0 L ENG.</b>  |         |
| Pump Seal Kit.....                                   | 7918    | Pump Complete Rebuilding Kit; W/Saginaw P.S. Pump; ☆B.....                                      | 7910    |
| Pump Drive Shaft Seal Kit.....                       | 8709    | Pump Seal Kit; W/Saginaw P.S. Pump; ☆B.....   | 7918    |
| Stg. Gear Complete Rebuilding Kit.....               | 7858    | Pump Seal Kit; W/ZF P.S. Pump.....  | 8632    |
| Stg. Gear Major Seal Kit.....                        | 7860    | Pump Drive Shaft Seal Kit; W/Saginaw P.S. Pump; ☆B.....   | 8709    |
| Stg. Gear Input Shaft Seal Kit.....                  | 7095    | Rack & Pinion Seal Kit; W/Plastic Rack Bulkhead.....  | 8610    |
| Stg. Gear Complete Pitman Shaft Seal Kit.....        | 8766    | Rack & Pinion Lower Pinion Bearing Kit.....   | 8579    |
| Stg. Gear Lower Pitman Shaft Seal Kit.....           | 7856    | <b>ARROW PICKUP</b>   |         |
| <b>1967-1964</b>                                     |         | <b>1982-1981</b>  |         |
| <b>V-8 330 ENG.</b>                                  |         | <b>4-CYL. 2.0 L ENG.; 4-CYL. 2.6 L ENG.</b>   |         |
| Pump Seal Kit.....                                   | 8754    | Pump Complete Rebuilding Kit.....   | 8630    |
| Pump Drive Shaft Seal Kit.....                       | 8709    | Pump Seal Kit.....  | 8631    |
| Stg. Gear Complete Rebuilding Kit.....               | 7858    | Pump Drive Shaft Seal Kit.....  | 8709    |
| Stg. Gear Major Seal Kit.....                        | 7860    | Stg. Gear Major Seal Kit.....   | 8745    |
| Stg. Gear Input Shaft Seal Kit.....                  | 7095    | <b>1971-1970</b>  |         |
| Stg. Gear Complete Pitman Shaft Seal Kit.....        | 8766    | <b>V-8 455 ENG.</b>   |         |
| Stg. Gear Lower Pitman Shaft Seal Kit.....           | 7856    | Pump Complete Rebuilding Kit.....   | 7910    |
| <b>442</b>   |         | Pump Seal Kit.....  | 7918    |

**SYSTEM PUMP & GEAR IDENT.**

**SYSTEM & COMPONENT IDENT.**

**PASS. CARS**

**LIGHT TRUCKS**

**MEDIUM/HEAVY TRUCKS**

**BUSES**

**HOSE NUMERICAL**

**REPAIR KITS**

**KIT NUMERICAL**

**ILLUSTRATIONS**

☆ See Pages A14 - A15 For Pump or Gear Identification.

⊛ Packaged one bushing per box, order as required.



# Power Steering Repair Kits for Passenger Cars and Light Trucks

|                           | Application  | Kit No.   | Application   | Kit No.   |      |
|---------------------------|--|---|---|---|------|
| SYSTEM PUMP & GEAR IDENT. | <b>PLYMOUTH - Continued</b>                              |   | <b>PLYMOUTH - Continued</b>   |   |      |
|                           | <b>ARROW PICKUP - Continued</b>                          |   | <b>BARRACUDA - Continued</b>  |   |      |
|                           | <b>1980</b>  |   | <b>1973</b>   |   |      |
|                           | <b>4-CYL. 2.0 L ENG.; 4-CYL. 2.6 L ENG.</b>              |   | <b>V-8 318 ENG.; V-8 340 ENG.</b>   |   |      |
|                           |  | Pump Complete Rebuilding Kit.....                           | 8630  | Pump Complete Rebuilding Kit; W/Chrysler P.S. Pump; ☆D..... | 8514 |
|                           |  | Pump Seal Kit.....  | 8631  | Pump Complete Rebuilding Kit; W/Saginaw P.S. Pump; ☆B.....  | 7910 |
|                           |  | Pump Drive Shaft Seal Kit.....                              | 8709  | Pump Seal Kit; W/Chrysler P.S. Pump; ☆D.....                | 8507 |
|                           |  |   |   | Pump Seal Kit; W/Saginaw P.S. Pump; ☆B.....                 | 7918 |
|                           |  |   |   | Pump Drive Shaft Seal Kit; W/Chrysler P.S. Pump; ☆D.....    | 8708 |
|                           |  |   |   | Pump Drive Shaft Seal Kit; W/Saginaw P.S. Pump; ☆B.....     | 8709 |
| SYSTEM & COMPONENT IDENT. | <b>1979</b>  |   |   |   |      |
|                           | <b>4-CYL. 122 ENG.; 4-CYL. 156 ENG.</b>                  |   |   |   |      |
|                           |  | Pump Complete Rebuilding Kit; Dec. 1 & Newer.....           | 8630  | Stg. Gear Complete Rebuilding Kit.....                      | 8538 |
|                           |  | Pump Seal Kit; Dec. 1 & Newer.....                          | 8631  | Stg. Gear Major Seal Kit.....                               | 8513 |
|                           |  | Pump Seal Kit; Nov. 30 & Older.....                         | 8599  | Stg. Gear Input Shaft Seal Kit.....                         | 8553 |
|                           |  | Pump Drive Shaft Seal Kit; Dec. 1 & Newer.....              | 8709  | Stg. Gear Complete Pitman Shaft Seal Kit.....               | 8765 |
|                           |  |   |   | Stg. Gear Lower Pitman Shaft Seal Kit.....                  | 8516 |
|                           |  |   |   | Control Valve Seal Kit.....                                 | 8518 |
|                           |  |   |   |   |      |
|                           |  |   |   |   |      |
| PASS. CARS                | <b>B SERIES VAN</b>                                      |   | <b>1972</b>   |   |      |
|                           | <b>1983-1980</b>   |   | <b>6-CYL. 225 ENG.; V-8 318 ENG.; V-8 340 ENG.</b>  |   |      |
|                           | <b>6-CYL. 3.7 L ENG.; V-8 5.2 L ENG.; V-8 5.9 L ENG.</b> |   |   |   |      |
|                           |  | Pump Complete Rebuilding Kit.....                           | 7910  | Pump Complete Rebuilding Kit; W/Chrysler P.S. Pump; ☆D..... | 8514 |
|                           |  | Pump Seal Kit.....  | 7918  | Pump Complete Rebuilding Kit; W/Saginaw P.S. Pump; ☆B.....  | 7910 |
|                           |  | Pump Drive Shaft Seal Kit.....                              | 8709  | Pump Seal Kit; W/Chrysler P.S. Pump; ☆D.....                | 8507 |
|                           |  | Stg. Gear Complete Rebuilding Kit.....                      | 8538  | Pump Seal Kit; W/Saginaw P.S. Pump; ☆B.....                 | 7918 |
|                           |  | Stg. Gear Major Seal Kit.....                               | 8513  | Pump Drive Shaft Seal Kit; W/Chrysler P.S. Pump; ☆D.....    | 8708 |
|                           |  | Stg. Gear Input Shaft Seal Kit.....                         | 8553  | Pump Drive Shaft Seal Kit; W/Saginaw P.S. Pump; ☆B.....     | 8709 |
|                           |  | Stg. Gear Complete Pitman Shaft Seal Kit.....               | 8765  | Stg. Gear Complete Rebuilding Kit.....                      | 8539 |
| LIGHT TRUCKS              |  |   |   |   |      |
|                           |  | Stg. Gear Major Seal Kit.....                               | 8516  | Stg. Gear Major Seal Kit.....                               | 7895 |
|                           |  | Stg. Gear Lower Pitman Shaft Seal Kit.....                  | 8516  | Stg. Gear Input Shaft Seal Kit.....                         | 8553 |
|                           |  | Control Valve Seal Kit.....                                 | 8518  | Stg. Gear Complete Pitman Shaft Seal Kit.....               | 8759 |
|                           |  |   |   | Stg. Gear Lower Pitman Shaft Seal Kit.....                  | 8517 |
|                           |  |   |   | Control Valve Seal Kit.....                                 | 8518 |
|                           |  |   |   |   |      |
|                           |  |   |   |   |      |
|                           |  |   |   |   |      |
|                           |  |   |   |   |      |
| MEDIUM/HEAVY TRUCKS       | <b>1979</b>  |   | <b>1971</b>   |   |      |
|                           | <b>6-CYL. 225 ENG.; V-8 318 ENG.; V-8 360 ENG.</b>       |   | <b>6-CYL. 198 ENG.; 6-CYL. 225 ENG.; V-8 318 ENG.; V-8 340 ENG.; V-8 383 ENG.; V-8 426 ENG.; V-8 440 ENG.</b> |   |      |
|                           |  | Pump Complete Rebuilding Kit.....                           | 7910  | Pump Complete Rebuilding Kit; W/Chrysler P.S. Pump; ☆D..... | 8514 |
|                           |  | Pump Seal Kit.....  | 7918  | Pump Complete Rebuilding Kit; W/Saginaw P.S. Pump; ☆B.....  | 7910 |
|                           |  | Pump Drive Shaft Seal Kit.....                              | 8709  | Pump Seal Kit; W/Chrysler P.S. Pump; ☆D.....                | 8507 |
|                           |  | Stg. Gear Complete Rebuilding Kit.....                      | 8538  | Pump Seal Kit; W/Saginaw P.S. Pump; ☆B.....                 | 7918 |
|                           |  | Stg. Gear Major Seal Kit.....                               | 8513  | Pump Drive Shaft Seal Kit; W/Chrysler P.S. Pump; ☆D.....    | 8708 |
|                           |  | Stg. Gear Input Shaft Seal Kit.....                         | 8553  | Pump Drive Shaft Seal Kit; W/Saginaw P.S. Pump; ☆B.....     | 8709 |
|                           |  | Stg. Gear Complete Pitman Shaft Seal Kit.....               | 8765  | Stg. Gear Complete Rebuilding Kit.....                      | 8539 |
|                           |  | Stg. Gear Lower Pitman Shaft Seal Kit.....                  | 8516  | Stg. Gear Major Seal Kit.....                               | 7895 |
| BUSES                     |  |   |   |   |      |
|                           |  | Control Valve Seal Kit.....                                 | 8518  | Stg. Gear Input Shaft Seal Kit.....                         | 8553 |
|                           |  |   |   | Stg. Gear Complete Pitman Shaft Seal Kit.....               | 8759 |
|                           |  |   |   | Stg. Gear Lower Pitman Shaft Seal Kit.....                  | 8517 |
|                           |  |   |   | Control Valve Seal Kit.....                                 | 8518 |
|                           |  |   |   |   |      |
|                           |  |   |   |   |      |
|                           |  |   |   |   |      |
|                           |  |   |   |   |      |
|                           |  |   |   |   |      |
| HOSE NUMERICAL            | <b>1975-1974</b>   |   | <b>1970</b>   |   |      |
|                           | <b>6-CYL. 225 ENG.; V-8 318 ENG.; V-8 360 ENG.</b>       |   | <b>6-CYL. 225 ENG.; V-8 318 ENG.; V-8 340 ENG.; V-8 383 ENG.; V-8 426 ENG.; V-8 440 ENG.</b>                  |   |      |
|                           |  | Pump Complete Rebuilding Kit.....                           | 7910  | Pump Complete Rebuilding Kit; W/Chrysler P.S. Pump; ☆D..... | 8514 |
|                           |  | Pump Seal Kit.....  | 7918  | Pump Complete Rebuilding Kit; W/Saginaw P.S. Pump; ☆B.....  | 7910 |
|                           |  | Pump Drive Shaft Seal Kit.....                              | 8709  | Pump Seal Kit; W/Chrysler P.S. Pump; ☆D.....                | 8507 |
|                           |  | Stg. Gear Complete Rebuilding Kit.....                      | 8538  | Pump Seal Kit; W/Saginaw P.S. Pump; ☆B.....                 | 7918 |
|                           |  | Stg. Gear Major Seal Kit.....                               | 8513  | Pump Drive Shaft Seal Kit; W/Chrysler P.S. Pump; ☆D.....    | 8708 |
|                           |  | Stg. Gear Input Shaft Seal Kit.....                         | 8553  | Pump Drive Shaft Seal Kit; W/Saginaw P.S. Pump; ☆B.....     | 8709 |
|                           |  | Stg. Gear Complete Pitman Shaft Seal Kit.....               | 8765  | Stg. Gear Complete Rebuilding Kit.....                      | 8539 |
|                           |  | Stg. Gear Lower Pitman Shaft Seal Kit.....                  | 8516  | Stg. Gear Major Seal Kit.....                               | 7895 |
| REPAIR KITS               |  |   |   |   |      |
|                           |  | Control Valve Seal Kit.....                                 | 8518  | Stg. Gear Input Shaft Seal Kit.....                         | 8553 |
|                           |  |   |   | Stg. Gear Complete Pitman Shaft Seal Kit.....               | 8759 |
|                           |  |   |   | Stg. Gear Lower Pitman Shaft Seal Kit.....                  | 8517 |
|                           |  |   |   | Control Valve Seal Kit.....                                 | 8518 |
|                           |  |   |   |   |      |
|                           |  |   |   |   |      |
|                           |  |   |   |   |      |
|                           |  |   |   |   |      |
|                           |  |   |   |   |      |
| KIT NUMERICAL             | <b>BARRACUDA</b>   |   | <b>1969</b>   |   |      |
|                           | <b>1974</b>  |   | <b>6-CYL. 225 ENG.; V-8 318 ENG.; V-8 340 ENG.; V-8 383 ENG.</b>  |   |      |
|                           | <b>V-8 318 ENG.; V-8 360 ENG.</b>                        |   |   |   |      |
|                           |  | Pump Complete Rebuilding Kit; W/Chrysler P.S. Pump; ☆D..... | 8514  | Pump Complete Rebuilding Kit; W/Chrysler P.S. Pump; ☆D..... | 8514 |
|                           |  | Pump Complete Rebuilding Kit; W/Saginaw P.S. Pump; ☆B.....  | 7910  | Pump Complete Rebuilding Kit; W/Saginaw P.S. Pump; ☆B.....  | 7910 |
|                           |  | Pump Seal Kit; W/Chrysler P.S. Pump; ☆D.....                | 8507  | Pump Seal Kit; W/Chrysler P.S. Pump; ☆D.....                | 8507 |
|                           |  | Pump Seal Kit; W/Saginaw P.S. Pump; ☆B.....                 | 7918  | Pump Seal Kit; W/Saginaw P.S. Pump; ☆B.....                 | 7918 |
|                           |  | Pump Drive Shaft Seal Kit; W/Chrysler P.S. Pump; ☆D.....    | 8708  | Pump Drive Shaft Seal Kit; W/Chrysler P.S. Pump; ☆D.....    | 8708 |
|                           |  | Pump Drive Shaft Seal Kit; W/Saginaw P.S. Pump; ☆B.....     | 8709  | Pump Drive Shaft Seal Kit; W/Saginaw P.S. Pump; ☆B.....     | 8709 |
|                           |  | Stg. Gear Complete Rebuilding Kit.....                      | 8538  | Stg. Gear Complete Rebuilding Kit.....                      | 8539 |
| ILLUSTRATIONS             |  |   |   |   |      |
|                           |  | Stg. Gear Major Seal Kit.....                               | 8513  | Stg. Gear Major Seal Kit.....                               | 7895 |
|                           |  | Stg. Gear Input Shaft Seal Kit.....                         | 8553  | Stg. Gear Input Shaft Seal Kit.....                         | 8553 |
|                           |  | Stg. Gear Complete Pitman Shaft Seal Kit.....               | 8765  | Stg. Gear Complete Pitman Shaft Seal Kit.....               | 8759 |
|                           |  | Stg. Gear Lower Pitman Shaft Seal Kit.....                  | 8516  | Stg. Gear Lower Pitman Shaft Seal Kit.....                  | 8517 |
|                           |  | Control Valve Seal Kit.....                                 | 8518  | Control Valve Seal Kit.....                                 | 8518 |
|                           |  |   |   |   |      |
|                           |  |   |   |   |      |
|                           |  |   |   |   |      |
|                           |  |   |   |   |      |

☆ See Pages A14 - A15 For Pump or Gear Identification.

⊛ Packaged one bushing per box, order as required.

# Power Steering Repair Kits for Passenger Cars and Light Trucks

| Application  | Kit No. | Application  | Kit No. |
|--|---------|--|---------|
| <b>PLYMOUTH - Continued</b>  |         | <b>PLYMOUTH - Continued</b>  |         |
| <b>BARRACUDA - Continued</b>   |         | <b>BELVEDERE - Continued</b>   |         |
| <b>1968 - Continued</b>  |         | <b>1967</b>  |         |
| <b>6-CYL. 225 ENG.; V-8 318 ENG.; V-8 340 ENG.; V-8 383 ENG. - Continued</b>   |         | <b>6-CYL. 225 ENG.; V-8 273 ENG.; V-8 318 ENG.; V-8 383 ENG.; V-8 426 ENG.; V-8 440 ENG.</b> |         |
| Pump Complete Rebuilding Kit; W/Saginaw P.S. Pump; ☆B .....                    | 7910    | Pump Complete Rebuilding Kit; W/Chrysler P.S. Pump; ☆D .....                                 | 7899    |
| Pump Seal Kit; W/Chrysler P.S. Pump; ☆D .....                                  | 7897    | Pump Complete Rebuilding Kit; W/Saginaw P.S. Pump; ☆B .....                                  | 7910    |
| Pump Seal Kit; W/Saginaw P.S. Pump; ☆B .....                                   | 7918    | Pump Seal Kit; W/Chrysler P.S. Pump; ☆D .....  | 7897    |
| Pump Drive Shaft Seal Kit; W/Chrysler P.S. Pump; ☆D .....                      | 8710    | Pump Seal Kit; W/Saginaw P.S. Pump; ☆B .....   | 7918    |
| Pump Drive Shaft Seal Kit; W/Saginaw P.S. Pump; ☆B .....                       | 8709    | Pump Drive Shaft Seal Kit; W/Chrysler P.S. Pump; ☆D .....                                    | 8710    |
| Stg. Gear Complete Rebuilding Kit .....  | 8539    | Pump Drive Shaft Seal Kit; W/Saginaw P.S. Pump; ☆B .....                                     | 8709    |
| Stg. Gear Major Seal Kit .....   | 7895    | Stg. Gear Complete Rebuilding Kit .....  | 8539    |
| Stg. Gear Input Shaft Seal Kit .....   | 8553    | Stg. Gear Major Seal Kit .....   | 7895    |
| Stg. Gear Complete Pitman Shaft Seal Kit .....                                 | 8759    | Stg. Gear Input Shaft Seal Kit .....   | 8553    |
| Stg. Gear Lower Pitman Shaft Seal Kit .....                                    | 8517    | Stg. Gear Complete Pitman Shaft Seal Kit .....   | 8759    |
| Control Valve Seal Kit .....   | 8518    | Stg. Gear Lower Pitman Shaft Seal Kit .....  | 8517    |
|  |         | Control Valve Seal Kit .....   | 8518    |
| <b>1967</b>  |         | <b>1966-1965</b>   |         |
| <b>6-CYL. 225 ENG.; V-8 273 ENG.; V-8 383 ENG.</b>                             |         | <b>6-CYL. 225 ENG.; V-8 273 ENG.; V-8 318 ENG.; V-8 361 ENG.; V-8 383 ENG.; V-8 426 ENG.</b> |         |
| Pump Complete Rebuilding Kit; W/Chrysler P.S. Pump; ☆D .....                   | 7899    | Pump Complete Rebuilding Kit; W/Chrysler P.S. Pump; ☆D .....                                 | 7899    |
| Pump Complete Rebuilding Kit; W/Saginaw P.S. Pump; ☆B .....                    | 7910    | Pump Complete Rebuilding Kit; W/Saginaw P.S. Pump; ☆B .....                                  | 7910    |
| Pump Seal Kit; W/Chrysler P.S. Pump; ☆D .....                                  | 7897    | Pump Seal Kit; W/Chrysler P.S. Pump; ☆D .....  | 7897    |
| Pump Seal Kit; W/Saginaw P.S. Pump; ☆B .....                                   | 7918    | Pump Seal Kit; W/Saginaw P.S. Pump; ☆B .....   | 7918    |
| Pump Drive Shaft Seal Kit; W/Chrysler P.S. Pump; ☆D .....                      | 8710    | Pump Drive Shaft Seal Kit; W/Chrysler P.S. Pump; ☆D .....                                    | 8710    |
| Pump Drive Shaft Seal Kit; W/Saginaw P.S. Pump; ☆B .....                       | 8709    | Pump Drive Shaft Seal Kit; W/Saginaw P.S. Pump; ☆B .....                                     | 8709    |
| Stg. Gear Complete Rebuilding Kit .....  | 8539    | Stg. Gear Complete Rebuilding Kit .....  | 8539    |
| Stg. Gear Major Seal Kit .....   | 7895    | Stg. Gear Major Seal Kit .....   | 7895    |
| Stg. Gear Input Shaft Seal Kit .....   | 8553    | Stg. Gear Input Shaft Seal Kit .....   | 8553    |
| Stg. Gear Complete Pitman Shaft Seal Kit .....                                 | 8759    | Stg. Gear Complete Pitman Shaft Seal Kit .....   | 8759    |
| Stg. Gear Lower Pitman Shaft Seal Kit .....                                    | 8517    | Stg. Gear Lower Pitman Shaft Seal Kit .....  | 8517    |
| Control Valve Seal Kit .....   | 8518    | Control Valve Seal Kit .....   | 8518    |
| <b>BELVEDERE</b>   |         | <b>1964-1963</b>   |         |
| <b>1970</b>  |         | <b>6-CYL. 225 ENG.; V-8 318 ENG.; V-8 361 ENG.; V-8 383 ENG.; V-8 426 ENG.</b>               |         |
| <b>6-CYL. 225 ENG.; V-8 318 ENG.; V-8 383 ENG.</b>                             |         | <b>6-CYL. 225 ENG.; V-8 318 ENG.; V-8 361 ENG.; V-8 383 ENG.; V-8 426 ENG.</b>               |         |
| Pump Complete Rebuilding Kit; W/Chrysler P.S. Pump; ☆D .....                   | 8514    | Pump Complete Rebuilding Kit; W/Chrysler P.S. Pump; W/Hex or Slotted End Shaft; ☆D .....     | 7900    |
| Pump Complete Rebuilding Kit; W/Saginaw P.S. Pump; ☆B .....                    | 7910    | Pump Complete Rebuilding Kit; W/Chrysler P.S. Pump; W/Plain End Shaft; ☆D .....              | 7899    |
| Pump Seal Kit; W/Chrysler P.S. Pump; ☆D .....                                  | 8507    | Pump Seal Kit; W/Chrysler P.S. Pump; W/Hex or Slotted End Shaft; ☆D .....                    | 7898    |
| Pump Seal Kit; W/Saginaw P.S. Pump; ☆B .....                                   | 7918    | Pump Seal Kit; W/Chrysler P.S. Pump; W/Plain End Shaft; ☆D .....                             | 7897    |
| Pump Drive Shaft Seal Kit; W/Chrysler P.S. Pump; ☆D .....                      | 8708    | Stg. Gear Complete Rebuilding Kit .....  | 8539    |
| Pump Drive Shaft Seal Kit; W/Saginaw P.S. Pump; ☆B .....                       | 8709    | Stg. Gear Major Seal Kit .....   | 7895    |
| Stg. Gear Complete Rebuilding Kit .....  | 8539    | Stg. Gear Input Shaft Seal Kit .....   | 8553    |
| Stg. Gear Major Seal Kit .....   | 7895    | Stg. Gear Complete Pitman Shaft Seal Kit .....   | 8759    |
| Stg. Gear Input Shaft Seal Kit .....   | 8553    | Stg. Gear Lower Pitman Shaft Seal Kit .....  | 8517    |
| Stg. Gear Complete Pitman Shaft Seal Kit .....                                 | 8759    | Control Valve Seal Kit .....   | 8518    |
| Stg. Gear Lower Pitman Shaft Seal Kit .....                                    | 8517    |  |         |
| Control Valve Seal Kit .....   | 8518    |  |         |
| <b>1969</b>  |         | <b>1962</b>  |         |
| <b>6-CYL. 225 ENG.; V-8 318 ENG.; V-8 383 ENG.; V-8 426 ENG.; V-8 440 ENG.</b> |         | <b>6-CYL. 225 ENG.; V-8 318 ENG.; V-8 361 ENG.</b>   |         |
| Pump Complete Rebuilding Kit; W/Chrysler P.S. Pump; ☆D .....                   | 8514    | Pump Complete Rebuilding Kit; W/Chrysler P.S. Pump; W/Hex or Slotted End Shaft; ☆D .....     | 7900    |
| Pump Complete Rebuilding Kit; W/Saginaw P.S. Pump; ☆B .....                    | 7910    | Pump Complete Rebuilding Kit; W/Chrysler P.S. Pump; W/Plain End Shaft; ☆D .....              | 7899    |
| Pump Seal Kit; W/Chrysler P.S. Pump; ☆D .....                                  | 8507    | Pump Seal Kit; W/Chrysler P.S. Pump; W/Hex or Slotted End Shaft; ☆D .....                    | 7898    |
| Pump Seal Kit; W/Saginaw P.S. Pump; ☆B .....                                   | 7918    | Pump Seal Kit; W/Chrysler P.S. Pump; W/Plain End Shaft; ☆D .....                             | 7897    |
| Pump Drive Shaft Seal Kit; W/Chrysler P.S. Pump; ☆D .....                      | 8708    | Stg. Gear Complete Rebuilding Kit .....  | 8539    |
| Pump Drive Shaft Seal Kit; W/Saginaw P.S. Pump; ☆B .....                       | 8709    | Stg. Gear Major Seal Kit .....   | 7895    |
| Stg. Gear Complete Rebuilding Kit .....  | 8539    | Stg. Gear Input Shaft Seal Kit .....   | 8553    |
| Stg. Gear Major Seal Kit .....   | 7895    | Stg. Gear Complete Pitman Shaft Seal Kit .....   | 8759    |
| Stg. Gear Input Shaft Seal Kit .....   | 8553    | Stg. Gear Lower Pitman Shaft Seal Kit .....  | 8517    |
| Stg. Gear Complete Pitman Shaft Seal Kit .....                                 | 8759    | Control Valve Seal Kit .....   | 8518    |
| Stg. Gear Lower Pitman Shaft Seal Kit .....                                    | 8517    |  |         |
| Control Valve Seal Kit .....   | 8518    |  |         |
| <b>1968</b>  |         | <b>1961</b>  |         |
| <b>6-CYL. 225 ENG.; V-8 273 ENG.; V-8 318 ENG.; V-8 383 ENG.</b>               |         | <b>6-CYL. 225 ENG.; V-8 318 ENG.; V-8 361 ENG.; V-8 383 ENG.; V-8 413 ENG.</b>               |         |
| Pump Complete Rebuilding Kit; W/Chrysler P.S. Pump; ☆D .....                   | 7899    | Pump Complete Rebuilding Kit; W/Chrysler P.S. Pump; W/Hex or Slotted End Shaft; ☆D .....     | 7900    |
| Pump Complete Rebuilding Kit; W/Saginaw P.S. Pump; ☆B .....                    | 7910    | Pump Complete Rebuilding Kit; W/Chrysler P.S. Pump; W/Plain End Shaft; ☆D .....              | 7899    |
| Pump Seal Kit; W/Chrysler P.S. Pump; ☆D .....                                  | 7897    | Pump Seal Kit; W/Chrysler P.S. Pump; W/Hex or Slotted End Shaft; ☆D .....                    | 7898    |
| Pump Seal Kit; W/Saginaw P.S. Pump; ☆B .....                                   | 7918    | Pump Seal Kit; W/Chrysler P.S. Pump; W/Plain End Shaft; ☆D .....                             | 7897    |
| Pump Drive Shaft Seal Kit; W/Chrysler P.S. Pump; ☆D .....                      | 8710    | Stg. Gear Complete Rebuilding Kit .....  | 8539    |
| Pump Drive Shaft Seal Kit; W/Saginaw P.S. Pump; ☆B .....                       | 8709    | Stg. Gear Major Seal Kit .....   | 7895    |
| Stg. Gear Complete Rebuilding Kit .....  | 8539    | Stg. Gear Input Shaft Seal Kit .....   | 8553    |
| Stg. Gear Major Seal Kit .....   | 7895    | Stg. Gear Complete Pitman Shaft Seal Kit .....   | 8759    |
| Stg. Gear Input Shaft Seal Kit .....   | 8553    | Stg. Gear Lower Pitman Shaft Seal Kit .....  | 8517    |
| Stg. Gear Complete Pitman Shaft Seal Kit .....                                 | 8759    | Control Valve Seal Kit .....   | 8518    |
| Stg. Gear Lower Pitman Shaft Seal Kit .....                                    | 8517    |  |         |
| Control Valve Seal Kit .....   | 8518    |  |         |

☆ See Pages A14 - A15 For Pump or Gear Identification.

⊛ Packaged one bushing per box, order as required.

**SYSTEM PUMP & GEAR IDENT.**

**SYSTEM & COMPONENT IDENT.**

**PASS. CARS**

**LIGHT TRUCKS**

**MEDIUM/HEAVY TRUCKS**

**BUSES**

**HOSE NUMERICAL**

**REPAIR KITS**

**KIT NUMERICAL**

**ILLUSTRATIONS**



# Power Steering Repair Kits for Passenger Cars and Light Trucks

| Application   | Kit No. | Application   | Kit No. |
|---|---------|---|---------|
| <b>PLYMOUTH - Continued</b>   |         | <b>PLYMOUTH - Continued</b>   |         |
| <b>CARAVELLE - Continued</b>  |         | <b>COLT - Continued</b>   |         |
| <b>1983 - Continued</b>   |         | <b>1994-1993 - Continued</b>  |         |
| <b>6-CYL. 3.7 L ENG. (CANADA); V-8 5.2 L ENG. (CANADA)</b>                    |         | <b>4-CYL. 1.8 L ENG.</b>  |         |
| - Continued   |         | Pump Seal Kit; Exc. Vista..... 8720   |         |
| Stg. Gear Input Shaft Seal Kit.....   | 8553    | Pump Seal Kit; Vista..... 8721  |         |
| Stg. Gear Complete Pitman Shaft Seal Kit.....                                 | 8765    | <b>4-CYL. 2.4 L ENG.</b>  |         |
| Stg. Gear Lower Pitman Shaft Seal Kit.....                                    | 8516    | Pump Seal Kit..... 8721   |         |
| Control Valve Seal Kit.....   | 8518    | <b>1992</b>   |         |
| <b>1982</b>   |         | <b>4-CYL. 1.5 L ENG.; 4-CYL. 1.8 L ENG.; 4-CYL. 2.4 L ENG.</b>                            |         |
| <b>6-CYL. 3.7 L ENG. (CANADA); V-8 5.2 L ENG. (CANADA)</b>                    |         | Pump Seal Kit; Exc. Wagon; Jul. & Newer..... 8720   |         |
| Pump Complete Rebuilding Kit.....   | 7910    | Pump Seal Kit; Exc. Wagon; Jun. & Older..... 8721   |         |
| Pump Seal Kit.....  | 7918    | Pump Seal Kit; Wagon..... 8721  |         |
| Pump Drive Shaft Seal Kit.....  | 8709    | Rack & Pinion Seal Kit..... 8662  |         |
| Stg. Gear Complete Rebuilding Kit.....  | 8538    | <b>1991</b>   |         |
| Stg. Gear Major Seal Kit.....   | 8513    | <b>4-CYL. 1.5 L ENG.</b>  |         |
| Stg. Gear Input Shaft Seal Kit.....   | 8553    | Pump Seal Kit; W/2-Piece Pump Housing..... 8721   |         |
| Stg. Gear Complete Pitman Shaft Seal Kit.....                                 | 8765    | Pump Seal Kit; W/3-Piece Pump Housing..... 8722   |         |
| Stg. Gear Lower Pitman Shaft Seal Kit.....                                    | 8516    | Rack & Pinion Seal Kit..... 8662  |         |
| Control Valve Seal Kit.....   | 8518    | <b>4-CYL. 2.0 L ENG.</b>  |         |
| <b>1981</b>   |         | Pump Seal Kit..... 8825   |         |
| <b>6-CYL. 3.7 L ENG. (CANADA)</b>   |         | Rack & Pinion Seal Kit..... 8662  |         |
| Pump Complete Rebuilding Kit.....   | 7910    | <b>1990-1989</b>  |         |
| Pump Seal Kit.....  | 7918    | <b>4-CYL. 1.5 L ENG.; 4-CYL. 1.6 L ENG.; 4-CYL. 1.8 L ENG.</b>                            |         |
| Pump Drive Shaft Seal Kit.....  | 8709    | Pump Seal Kit; W/2-Piece Pump Housing; Exc. Wagon..... 8721                               |         |
| Stg. Gear Complete Rebuilding Kit.....  | 8538    | Pump Seal Kit; W/3-Piece Pump Housing; Exc. Wagon..... 8722                               |         |
| Stg. Gear Major Seal Kit.....   | 8513    | Pump Seal Kit; Wagon..... 8825  |         |
| Stg. Gear Input Shaft Seal Kit.....   | 8553    | Rack & Pinion Seal Kit..... 8662  |         |
| Stg. Gear Complete Pitman Shaft Seal Kit.....                                 | 8765    | <b>4-CYL. 2.0 L ENG.</b>  |         |
| Stg. Gear Lower Pitman Shaft Seal Kit.....                                    | 8516    | Pump Seal Kit..... 8825   |         |
| Control Valve Seal Kit.....   | 8518    | Rack & Pinion Seal Kit..... 8662  |         |
| <b>1980</b>   |         | <b>1988</b>   |         |
| <b>6-CYL. 3.7 L ENG. (CANADA); V-8 5.2 L ENG. (CANADA)</b>                    |         | <b>4-CYL. 1.5 L ENG.; 4-CYL. 1.6 L ENG.; 4-CYL. 2.0 L ENG.</b>                            |         |
| Pump Complete Rebuilding Kit.....   | 7910    | Pump Seal Kit..... 8825   |         |
| Pump Seal Kit.....  | 7918    | Rack & Pinion Seal Kit..... 8662  |         |
| Pump Drive Shaft Seal Kit.....  | 8709    | <b>1987-1985</b>  |         |
| Stg. Gear Complete Rebuilding Kit.....  | 8538    | <b>4-CYL. 1.5 L ENG.; 4-CYL. 1.6 L ENG.</b>   |         |
| Stg. Gear Major Seal Kit.....   | 8513    | Pump Seal Kit..... 8825   |         |
| Stg. Gear Input Shaft Seal Kit.....   | 8553    | Rack & Pinion Seal Kit..... 8654  |         |
| Stg. Gear Complete Pitman Shaft Seal Kit.....                                 | 8765    | <b>4-CYL. 2.0 L ENG.</b>  |         |
| Stg. Gear Lower Pitman Shaft Seal Kit.....                                    | 8516    | Pump Seal Kit..... 8825   |         |
| Control Valve Seal Kit.....   | 8518    | Rack & Pinion Seal Kit; W/2WD..... 8654   |         |
| <b>1979-1978</b>  |         | Rack & Pinion Seal Kit; W/4WD..... 8660   |         |
| <b>6-CYL. 225 (CANADA) ENG.; V-8 318 (CANADA) ENG.; V-8 360 (CANADA) ENG.</b> |         | <b>1984</b>   |         |
| Pump Complete Rebuilding Kit.....   | 7910    | <b>4-CYL. 2.0 L ENG.</b>  |         |
| Pump Seal Kit.....  | 7918    | Pump Seal Kit..... 8722   |         |
| Pump Drive Shaft Seal Kit.....  | 8709    | Rack & Pinion Seal Kit..... 8654  |         |
| Stg. Gear Complete Rebuilding Kit.....  | 8538    | <b>1983</b>   |         |
| Stg. Gear Major Seal Kit.....   | 8513    | <b>4-CYL. 1.4 L ENG.; 4-CYL. 1.6 L ENG.</b>   |         |
| Stg. Gear Input Shaft Seal Kit.....   | 8553    | Pump Seal Kit..... 8599   |         |
| Stg. Gear Complete Pitman Shaft Seal Kit.....                                 | 8765    | <b>1982-1981</b>  |         |
| Stg. Gear Lower Pitman Shaft Seal Kit.....                                    | 8516    | <b>4-CYL. 1.4 L ENG. (CANADA); 4-CYL. 1.6 L ENG. (CANADA)</b>                             |         |
| Control Valve Seal Kit.....   | 8518    | Pump Seal Kit..... 8599   |         |
| <b>CARAVELLE SALON</b>  |         | <b>1980</b>   |         |
| <b>1989</b>   |         | <b>4-CYL. 1.4 L ENG. (CANADA); 4-CYL. 1.6 L ENG. (CANADA); 4-CYL. 2.6 L ENG. (CANADA)</b> |         |
| <b>V-8 5.2 L ENG. (CANADA)</b>  |         | Pump Seal Kit..... 8599   |         |
| Pump Complete Rebuilding Kit.....   | 7910    | <b>1979</b>   |         |
| Pump Seal Kit.....  | 7918    | <b>4-CYL. 86 (CANADA) ENG.; 4-CYL. 98 (CANADA) ENG.; 4-CYL. 156 (CANADA) ENG.</b>         |         |
| Pump Drive Shaft Seal Kit.....  | 8709    | Pump Seal Kit; Oct. 1 & Newer..... 8599   |         |
| Stg. Gear Complete Rebuilding Kit.....  | 8538    | Pump Seal Kit; Sept. 30 & Older..... 8603   |         |
| Stg. Gear Major Seal Kit.....   | 8513    | <b>1978</b>   |         |
| Stg. Gear Input Shaft Seal Kit.....   | 8553    | <b>4-CYL. 98 (CANADA) ENG.; 4-CYL. 122 (CANADA) ENG.; 4-CYL. 156 (CANADA) ENG.</b>        |         |
| Stg. Gear Complete Pitman Shaft Seal Kit.....                                 | 8765    | Pump Seal Kit..... 8603   |         |
| Stg. Gear Lower Pitman Shaft Seal Kit.....                                    | 8516    |   |         |
| Control Valve Seal Kit.....   | 8518    |   |         |
| <b>COLT</b>   |         |   |         |
| <b>1995</b>   |         |   |         |
| <b>4-CYL. 1.5 L ENG. (CANADA)</b>   |         |   |         |
| Pump Seal Kit; Sedan.....   | 8720    |   |         |
| Pump Seal Kit; Wagon.....   | 8721    |   |         |
| <b>1994-1993</b>  |         |   |         |
| <b>4-CYL. 1.5 L ENG.</b>  |         |   |         |
| Pump Seal Kit.....  | 8720    |   |         |

**SYSTEM PUMP & GEAR IDENT.**

**SYSTEM & COMPONENT IDENT.**

**PASS. CARS**

**LIGHT TRUCKS**

**MEDIUM/HEAVY TRUCKS**

**BUSES**

**HOSE NUMERICAL**

**REPAIR KITS**

**KIT NUMERICAL**

**ILLUSTRATIONS**

☆ See Pages A14 - A15 For Pump or Gear Identification.

⊗ Packaged one bushing per box, order as required.



# Power Steering Repair Kits for Passenger Cars and Light Trucks

|                           | Application   | Kit No.   | Application  | Kit No.   |      |
|---------------------------|---|---|--|---|------|
| SYSTEM PUMP & GEAR IDENT. | <b>PLYMOUTH - Continued</b>   |   | <b>PLYMOUTH - Continued</b>  |   |      |
|                           | <b>CONQUEST</b>   |   | <b>EXPO - Continued</b>  |   |      |
|                           | <b>1986-1984</b>  |   | <b>1987</b>  |   |      |
|                           | <b>4-CYL. 2.6 L ENG.</b>  |   | <b>4-CYL. 2.2 L ENG. (CANADA)</b>  |   |      |
|                           |   | Pump Seal Kit.....  | 8722   | Pump Complete Rebuilding Kit.....                           | 7910 |
|                           |   |   |  | Pump Seal Kit.....  | 7918 |
|                           |   |   |  | Pump Drive Shaft Seal Kit.....                              | 8709 |
|                           |   |   |  | Rack & Pinion Seal Kit.....                                 | 8576 |
|                           |   |   |  | Rack & Pinion Upper Pinion Bearing Kit.....                 | 8571 |
|                           |   |   |  | Rack & Pinion Lower Pinion Bearing Kit.....                 | 8572 |
| SYSTEM & COMPONENT IDENT. | <b>DUSTER</b>   |   | <b>FURY</b>  |   |      |
|                           | <b>1976-1975</b>  |   | <b>1978-1977</b>   |   |      |
|                           | <b>6-CYL. 225 ENG.; V-8 318 ENG.; V-8 360 ENG.</b>                  |   | <b>6-CYL. 225 ENG.; V-8 318 ENG.; V-8 360 ENG.; V-8 400 ENG.; V-8 440 ENG.</b> |   |      |
|                           |   | Pump Complete Rebuilding Kit; W/Chrysler P.S. Pump; ☆D..... | 8514   | Pump Complete Rebuilding Kit; W/Chrysler P.S. Pump; ☆D..... | 8514 |
|                           |   | Pump Complete Rebuilding Kit; W/Saginaw P.S. Pump; ☆B.....  | 7910   | Pump Complete Rebuilding Kit; W/Saginaw P.S. Pump; ☆B.....  | 7910 |
|                           |   | Pump Seal Kit; W/Chrysler P.S. Pump; ☆D.....                | 8507   | Pump Seal Kit; W/Chrysler P.S. Pump; ☆D.....                | 8507 |
|                           |   | Pump Seal Kit; W/Saginaw P.S. Pump; ☆B.....                 | 7918   | Pump Seal Kit; W/Saginaw P.S. Pump; ☆B.....                 | 7918 |
|                           |   | Pump Drive Shaft Seal Kit; W/Chrysler P.S. Pump; ☆D.....    | 8708   | Pump Drive Shaft Seal Kit; W/Chrysler P.S. Pump; ☆D.....    | 8708 |
|                           |   | Pump Drive Shaft Seal Kit; W/Saginaw P.S. Pump; ☆B.....     | 8709   | Pump Drive Shaft Seal Kit; W/Saginaw P.S. Pump; ☆B.....     | 8709 |
|                           |   | Stg. Gear Complete Rebuilding Kit.....                      | 8538   | Pump Drive Shaft Seal Kit; W/Saginaw P.S. Pump; ☆B.....     | 8709 |
| PASS. CARS                |   | Stg. Gear Major Seal Kit.....                               | 8513   | Stg. Gear Complete Rebuilding Kit.....                      | 8538 |
|                           |   | Stg. Gear Input Shaft Seal Kit.....                         | 8553   | Stg. Gear Major Seal Kit.....                               | 8513 |
|                           |   | Stg. Gear Complete Pitman Shaft Seal Kit.....               | 8765   | Stg. Gear Input Shaft Seal Kit.....                         | 8553 |
|                           |   | Stg. Gear Lower Pitman Shaft Seal Kit.....                  | 8516   | Stg. Gear Complete Pitman Shaft Seal Kit.....               | 8765 |
|                           |   | Control Valve Seal Kit.....                                 | 8518   | Stg. Gear Lower Pitman Shaft Seal Kit.....                  | 8516 |
|                           |   |   |  | Control Valve Seal Kit.....                                 | 8518 |
|                           |   |   |  |   |      |
|                           |   |   |  |   |      |
|                           |   |   |  |   |      |
|                           |   |   |  |   |      |
| LIGHT TRUCKS              | <b>1974</b>   |   | <b>1976</b>  |   |      |
|                           | <b>6-CYL. 198 ENG.; 6-CYL. 225 ENG.; V-8 318 ENG.; V-8 360 ENG.</b> |   | <b>6-CYL. 225 ENG.; V-8 318 ENG.; V-8 360 ENG.; V-8 400 ENG.</b>               |   |      |
|                           |   | Pump Complete Rebuilding Kit; W/Chrysler P.S. Pump; ☆D..... | 8514   | Pump Complete Rebuilding Kit; W/Chrysler P.S. Pump; ☆D..... | 8514 |
|                           |   | Pump Complete Rebuilding Kit; W/Saginaw P.S. Pump; ☆B.....  | 7910   | Pump Complete Rebuilding Kit; W/Saginaw P.S. Pump; ☆B.....  | 7910 |
|                           |   | Pump Seal Kit; W/Chrysler P.S. Pump; ☆D.....                | 8507   | Pump Seal Kit; W/Chrysler P.S. Pump; ☆D.....                | 8507 |
|                           |   | Pump Seal Kit; W/Saginaw P.S. Pump; ☆B.....                 | 7918   | Pump Seal Kit; W/Saginaw P.S. Pump; ☆B.....                 | 7918 |
|                           |   | Pump Drive Shaft Seal Kit; W/Chrysler P.S. Pump; ☆D.....    | 8708   | Pump Drive Shaft Seal Kit; W/Chrysler P.S. Pump; ☆D.....    | 8708 |
|                           |   | Pump Drive Shaft Seal Kit; W/Saginaw P.S. Pump; ☆B.....     | 8709   | Pump Drive Shaft Seal Kit; W/Saginaw P.S. Pump; ☆B.....     | 8709 |
|                           |   | Stg. Gear Complete Rebuilding Kit.....                      | 8538   | Stg. Gear Complete Rebuilding Kit.....                      | 8538 |
|                           |   | Stg. Gear Major Seal Kit.....                               | 8513   | Stg. Gear Major Seal Kit.....                               | 8513 |
| MEDIUM/HEAVY TRUCKS       |   | Stg. Gear Input Shaft Seal Kit.....                         | 8553   | Stg. Gear Input Shaft Seal Kit.....                         | 8553 |
|                           |   | Stg. Gear Complete Pitman Shaft Seal Kit.....               | 8765   | Stg. Gear Complete Pitman Shaft Seal Kit.....               | 8765 |
|                           |   | Stg. Gear Lower Pitman Shaft Seal Kit.....                  | 8516   | Stg. Gear Lower Pitman Shaft Seal Kit.....                  | 8516 |
|                           |   | Control Valve Seal Kit.....                                 | 8518   | Control Valve Seal Kit.....                                 | 8518 |
|                           |   |   |  |   |      |
|                           |   |   |  |   |      |
|                           |   |   |  |   |      |
|                           |   |   |  |   |      |
|                           |   |   |  |   |      |
|                           |   |   |  |   |      |
| BUSES                     | <b>1973</b>   |   | <b>1975</b>  |   |      |
|                           | <b>6-CYL. 198 ENG.; 6-CYL. 225 ENG.; V-8 318 ENG.; V-8 340 ENG.</b> |   | <b>6-CYL. 225 ENG.; V-8 318 ENG.; V-8 360 ENG.; V-8 400 ENG.; V-8 440 ENG.</b> |   |      |
|                           |   | Pump Complete Rebuilding Kit; W/Chrysler P.S. Pump; ☆D..... | 8514   | Pump Complete Rebuilding Kit; W/Chrysler P.S. Pump; ☆D..... | 8514 |
|                           |   | Pump Complete Rebuilding Kit; W/Saginaw P.S. Pump; ☆B.....  | 7910   | Pump Complete Rebuilding Kit; W/Saginaw P.S. Pump; ☆B.....  | 7910 |
|                           |   | Pump Seal Kit; W/Chrysler P.S. Pump; ☆D.....                | 8507   | Pump Seal Kit; W/Chrysler P.S. Pump; ☆D.....                | 8507 |
|                           |   | Pump Seal Kit; W/Saginaw P.S. Pump; ☆B.....                 | 7918   | Pump Seal Kit; W/Saginaw P.S. Pump; ☆B.....                 | 7918 |
|                           |   | Pump Drive Shaft Seal Kit; W/Chrysler P.S. Pump; ☆D.....    | 8708   | Pump Drive Shaft Seal Kit; W/Chrysler P.S. Pump; ☆D.....    | 8708 |
|                           |   | Pump Drive Shaft Seal Kit; W/Saginaw P.S. Pump; ☆B.....     | 8709   | Pump Drive Shaft Seal Kit; W/Saginaw P.S. Pump; ☆B.....     | 8709 |
|                           |   | Stg. Gear Complete Rebuilding Kit.....                      | 8538   | Stg. Gear Complete Rebuilding Kit.....                      | 8538 |
|                           |   | Stg. Gear Major Seal Kit.....                               | 8513   | Stg. Gear Major Seal Kit.....                               | 8513 |
| HOSE NUMERICAL            |   | Stg. Gear Input Shaft Seal Kit.....                         | 8553   | Stg. Gear Input Shaft Seal Kit.....                         | 8553 |
|                           |   | Stg. Gear Complete Pitman Shaft Seal Kit.....               | 8765   | Stg. Gear Complete Pitman Shaft Seal Kit.....               | 8765 |
|                           |   | Stg. Gear Lower Pitman Shaft Seal Kit.....                  | 8516   | Stg. Gear Lower Pitman Shaft Seal Kit.....                  | 8516 |
|                           |   | Control Valve Seal Kit.....                                 | 8518   | Control Valve Seal Kit.....                                 | 8518 |
|                           |   |   |  |   |      |
|                           |   |   |  |   |      |
|                           |   |   |  |   |      |
|                           |   |   |  |   |      |
|                           |   |   |  |   |      |
|                           |   |   |  |   |      |
| REPAIR KITS               | <b>1972-1970</b>  |   | <b>1974</b>  |   |      |
|                           | <b>6-CYL. 198 ENG.; 6-CYL. 225 ENG.; V-8 318 ENG.; V-8 340 ENG.</b> |   | <b>V-8 360 ENG.; V-8 400 ENG.; V-8 440 ENG.</b>                                |   |      |
|                           |   | Pump Complete Rebuilding Kit; W/Chrysler P.S. Pump; ☆D..... | 8514   | Pump Complete Rebuilding Kit; W/Chrysler P.S. Pump; ☆D..... | 8514 |
|                           |   | Pump Complete Rebuilding Kit; W/Saginaw P.S. Pump; ☆B.....  | 7910   | Pump Complete Rebuilding Kit; W/Saginaw P.S. Pump; ☆B.....  | 7910 |
|                           |   | Pump Seal Kit; W/Chrysler P.S. Pump; ☆D.....                | 8507   | Pump Seal Kit; W/Chrysler P.S. Pump; ☆D.....                | 8507 |
|                           |   | Pump Seal Kit; W/Saginaw P.S. Pump; ☆B.....                 | 7918   | Pump Seal Kit; W/Saginaw P.S. Pump; ☆B.....                 | 7918 |
|                           |   | Pump Drive Shaft Seal Kit; W/Chrysler P.S. Pump; ☆D.....    | 8708   | Pump Seal Kit; W/Saginaw P.S. Pump; ☆B.....                 | 7918 |
|                           |   | Pump Drive Shaft Seal Kit; W/Saginaw P.S. Pump; ☆B.....     | 8709   | Pump Drive Shaft Seal Kit; W/Chrysler P.S. Pump; ☆D.....    | 8708 |
|                           |   | Stg. Gear Complete Rebuilding Kit.....                      | 8539   | Pump Drive Shaft Seal Kit; W/Saginaw P.S. Pump; ☆B.....     | 8709 |
|                           |   | Stg. Gear Major Seal Kit.....                               | 7895   | Stg. Gear Complete Rebuilding Kit.....                      | 8538 |
| KIT NUMERICAL             |   | Stg. Gear Input Shaft Seal Kit.....                         | 8553   | Stg. Gear Major Seal Kit.....                               | 8513 |
|                           |   | Stg. Gear Complete Pitman Shaft Seal Kit.....               | 8759   | Stg. Gear Input Shaft Seal Kit.....                         | 8553 |
|                           |   | Stg. Gear Lower Pitman Shaft Seal Kit.....                  | 8517   | Stg. Gear Complete Pitman Shaft Seal Kit.....               | 8765 |
|                           |   | Control Valve Seal Kit.....                                 | 8518   | Stg. Gear Lower Pitman Shaft Seal Kit.....                  | 8516 |
|                           |   |   |  | Control Valve Seal Kit.....                                 | 8518 |
|                           |   |   |  |   |      |
|                           |   |   |  |   |      |
|                           |   |   |  |   |      |
|                           |   |   |  |   |      |
|                           |   |   |  |   |      |
| ILLUSTRATIONS             | <b>EXPO</b>   |   | <b>1973</b>  |   |      |
|                           | <b>1989-1988</b>  |   | <b>V-8 318 ENG.; V-8 360 ENG.; V-8 400 ENG.; V-8 440 ENG.</b>                  |   |      |
|                           | <b>4-CYL. 2.2 L ENG. (CANADA)</b>                                   |   | <b>V-8 318 ENG.; V-8 360 ENG.; V-8 400 ENG.; V-8 440 ENG.</b>                  |   |      |
|                           |   | Pump Complete Rebuilding Kit.....                           | 7910   | Pump Complete Rebuilding Kit; W/Chrysler P.S. Pump; ☆D..... | 8514 |
|                           |   | Pump Seal Kit.....  | 7918   | Pump Complete Rebuilding Kit; W/Saginaw P.S. Pump; ☆B.....  | 7910 |
|                           |   | Pump Drive Shaft Seal Kit.....                              | 8709   | Pump Seal Kit; W/Chrysler P.S. Pump; ☆D.....                | 8507 |
|                           |   | Rack & Pinion Seal Kit; W/Plastic Rack Bulkhead.....        | 8610   | Pump Seal Kit; W/Saginaw P.S. Pump; ☆B.....                 | 7918 |
|                           |   | Rack & Pinion Lower Pinion Bearing Kit.....                 | 8579   | Pump Drive Shaft Seal Kit; W/Chrysler P.S. Pump; ☆D.....    | 8708 |
|                           |   |   |  |   |      |
|                           |   |   |  |   |      |

☆ See Pages A14 - A15 For Pump or Gear Identification.

⊛ Packaged one bushing per box, order as required.

# Power Steering Repair Kits for Passenger Cars and Light Trucks

| Application   | Kit No. | Application   | Kit No. |
|---|---------|---|---------|
| <b>PLYMOUTH - Continued</b>   |         | <b>PLYMOUTH - Continued</b>   |         |
| <b>FURY - Continued</b>   |         | <b>FURY - Continued</b>   |         |
| <b>1973 - Continued</b>   |         | <b>1968 - Continued</b>   |         |
| <b>V-8 318 ENG.; V-8 360 ENG.; V-8 400 ENG.; V-8 440 ENG.</b>                             |         | <b>6-CYL. 225 ENG.; V-8 318 ENG.; V-8 383 ENG.; V-8 440 ENG.</b>                          |         |
| - Continued   |         | - Continued   |         |
| Pump Drive Shaft Seal Kit; W/Saginaw P.S. Pump; ☆B .....                                  | 8709    | Stg. Gear Input Shaft Seal Kit .....  | 8553    |
| Stg. Gear Complete Rebuilding Kit .....   | 8538    | Stg. Gear Complete Pitman Shaft Seal Kit .....  | 8765    |
| Stg. Gear Major Seal Kit .....  | 8513    | Stg. Gear Lower Pitman Shaft Seal Kit .....   | 8516    |
| Stg. Gear Input Shaft Seal Kit .....  | 8553    | Control Valve Seal Kit .....  | 8518    |
| Stg. Gear Complete Pitman Shaft Seal Kit .....  | 8765    |   |         |
| Stg. Gear Lower Pitman Shaft Seal Kit .....   | 8516    |   |         |
| Control Valve Seal Kit .....  | 8518    |   |         |
| <b>1972</b>   |         | <b>1967</b>   |         |
| <b>6-CYL. 225 ENG.; V-8 318 ENG.; V-8 360 ENG.; V-8 400 ENG.; V-8 440 ENG.</b>            |         | <b>6-CYL. 225 ENG.; V-8 273 ENG.; V-8 318 ENG.; V-8 383 ENG.; V-8 440 ENG.</b>            |         |
| Pump Complete Rebuilding Kit; W/Chrysler P.S. Pump; ☆D .....                              | 8514    | Pump Complete Rebuilding Kit; W/Chrysler P.S. Pump; W/Hex or Slotted End Shaft; ☆D .....  | 7900    |
| Pump Complete Rebuilding Kit; W/Saginaw P.S. Pump; ☆B .....                               | 7910    | Pump Complete Rebuilding Kit; W/Chrysler P.S. Pump; W/Internally Threaded Shaft; ☆D ..... | 8514    |
| Pump Seal Kit; W/Chrysler P.S. Pump; ☆D .....   | 8507    | Pump Complete Rebuilding Kit; W/Chrysler P.S. Pump; W/Plain End Shaft; ☆D .....           | 7899    |
| Pump Seal Kit; W/Saginaw P.S. Pump; ☆B .....  | 7918    | Pump Complete Rebuilding Kit; W/Saginaw P.S. Pump; ☆B .....                               | 7910    |
| Pump Drive Shaft Seal Kit; W/Chrysler P.S. Pump; ☆D .....                                 | 8708    | Pump Seal Kit; W/Chrysler P.S. Pump; W/Hex or Slotted End Shaft; ☆D .....                 | 7898    |
| Pump Drive Shaft Seal Kit; W/Saginaw P.S. Pump; ☆B .....                                  | 8709    | Pump Seal Kit; W/Chrysler P.S. Pump; W/Internally Threaded Shaft; ☆D .....                | 8507    |
| Stg. Gear Complete Rebuilding Kit .....   | 8538    | Pump Seal Kit; W/Chrysler P.S. Pump; W/Plain End Shaft; ☆D .....                          | 7897    |
| Stg. Gear Major Seal Kit .....  | 8513    | Pump Seal Kit; W/Saginaw P.S. Pump; ☆B .....  | 7918    |
| Stg. Gear Input Shaft Seal Kit .....  | 8553    | Pump Drive Shaft Seal Kit; W/Chrysler P.S. Pump; W/Internally Threaded Shaft; ☆D .....    | 8708    |
| Stg. Gear Complete Pitman Shaft Seal Kit .....  | 8765    | Pump Drive Shaft Seal Kit; W/Chrysler P.S. Pump; W/Plain End Shaft; ☆D .....              | 8710    |
| Stg. Gear Lower Pitman Shaft Seal Kit .....   | 8516    | Pump Drive Shaft Seal Kit; W/Saginaw P.S. Pump; ☆B .....                                  | 8709    |
| Control Valve Seal Kit .....  | 8518    | Stg. Gear Complete Rebuilding Kit .....   | 8538    |
|   |         | Stg. Gear Major Seal Kit .....  | 8513    |
|   |         | Stg. Gear Input Shaft Seal Kit .....  | 8553    |
|   |         | Stg. Gear Complete Pitman Shaft Seal Kit .....  | 8765    |
|   |         | Stg. Gear Lower Pitman Shaft Seal Kit .....   | 8516    |
|   |         | Control Valve Seal Kit .....  | 8518    |
| <b>1971</b>   |         | <b>1966</b>   |         |
| <b>6-CYL. 225 ENG.; V-8 318 ENG.; V-8 360 ENG.; V-8 383 ENG.; V-8 440 ENG.</b>            |         | <b>6-CYL. 225 ENG.; V-8 318 ENG.; V-8 361 ENG.; V-8 383 ENG.; V-8 440 ENG.</b>            |         |
| Pump Complete Rebuilding Kit; W/Chrysler P.S. Pump; ☆D .....                              | 8514    | Pump Complete Rebuilding Kit; W/Chrysler P.S. Pump; W/Hex or Slotted End Shaft; ☆D .....  | 7900    |
| Pump Complete Rebuilding Kit; W/Saginaw P.S. Pump; ☆B .....                               | 7910    | Pump Complete Rebuilding Kit; W/Chrysler P.S. Pump; W/Plain End Shaft; ☆D .....           | 7899    |
| Pump Seal Kit; W/Chrysler P.S. Pump; ☆D .....   | 8507    | Pump Seal Kit; W/Chrysler P.S. Pump; W/Hex or Slotted End Shaft; ☆D .....                 | 7898    |
| Pump Seal Kit; W/Saginaw P.S. Pump; ☆B .....  | 7918    | Pump Seal Kit; W/Chrysler P.S. Pump; W/Plain End Shaft; ☆D .....                          | 7897    |
| Pump Drive Shaft Seal Kit; W/Chrysler P.S. Pump; ☆D .....                                 | 8708    | Pump Drive Shaft Seal Kit; W/Chrysler P.S. Pump; W/Plain End Shaft; ☆D .....              | 8710    |
| Pump Drive Shaft Seal Kit; W/Saginaw P.S. Pump; ☆B .....                                  | 8709    | Stg. Gear Complete Rebuilding Kit .....   | 8538    |
| Stg. Gear Complete Rebuilding Kit .....   | 8538    | Stg. Gear Major Seal Kit .....  | 8513    |
| Stg. Gear Major Seal Kit .....  | 8513    | Stg. Gear Input Shaft Seal Kit .....  | 8553    |
| Stg. Gear Input Shaft Seal Kit .....  | 8553    | Stg. Gear Complete Pitman Shaft Seal Kit .....  | 8765    |
| Stg. Gear Complete Pitman Shaft Seal Kit .....  | 8765    | Stg. Gear Lower Pitman Shaft Seal Kit .....   | 8516    |
| Stg. Gear Lower Pitman Shaft Seal Kit .....   | 8516    | Control Valve Seal Kit .....  | 8518    |
| Control Valve Seal Kit .....  | 8518    |   |         |
| <b>1970-1969</b>  |         | <b>1965</b>   |         |
| <b>6-CYL. 225 ENG.; V-8 318 ENG.; V-8 383 ENG.; V-8 440 ENG.</b>                          |         | <b>6-CYL. 225 ENG.; V-8 318 ENG.; V-8 361 ENG.; V-8 383 ENG.; V-8 426 ENG.</b>            |         |
| Pump Complete Rebuilding Kit; W/Chrysler P.S. Pump; ☆D .....                              | 8514    | Pump Complete Rebuilding Kit; W/Chrysler P.S. Pump; W/Hex or Slotted End Shaft; ☆D .....  | 7900    |
| Pump Complete Rebuilding Kit; W/Saginaw P.S. Pump; ☆B .....                               | 7910    | Pump Complete Rebuilding Kit; W/Chrysler P.S. Pump; W/Plain End Shaft; ☆D .....           | 7899    |
| Pump Seal Kit; W/Chrysler P.S. Pump; ☆D .....   | 8507    | Pump Seal Kit; W/Chrysler P.S. Pump; W/Hex or Slotted End Shaft; ☆D .....                 | 7898    |
| Pump Seal Kit; W/Saginaw P.S. Pump; ☆B .....  | 7918    | Pump Seal Kit; W/Chrysler P.S. Pump; W/Plain End Shaft; ☆D .....                          | 7897    |
| Pump Drive Shaft Seal Kit; W/Chrysler P.S. Pump; ☆D .....                                 | 8708    | Pump Drive Shaft Seal Kit; W/Chrysler P.S. Pump; W/Plain End Shaft; ☆D .....              | 8710    |
| Pump Drive Shaft Seal Kit; W/Saginaw P.S. Pump; ☆B .....                                  | 8709    | Stg. Gear Complete Rebuilding Kit .....   | 8538    |
| Stg. Gear Complete Rebuilding Kit .....   | 8538    | Stg. Gear Major Seal Kit .....  | 8513    |
| Stg. Gear Major Seal Kit .....  | 8513    | Stg. Gear Input Shaft Seal Kit .....  | 8553    |
| Stg. Gear Input Shaft Seal Kit .....  | 8553    | Stg. Gear Complete Pitman Shaft Seal Kit .....  | 8765    |
| Stg. Gear Complete Pitman Shaft Seal Kit .....  | 8765    | Stg. Gear Lower Pitman Shaft Seal Kit .....   | 8516    |
| Stg. Gear Lower Pitman Shaft Seal Kit .....   | 8516    | Control Valve Seal Kit .....  | 8518    |
| Control Valve Seal Kit .....  | 8518    |   |         |
| <b>1968</b>   |         | <b>1964</b>   |         |
| <b>6-CYL. 225 ENG.; V-8 318 ENG.; V-8 383 ENG.; V-8 440 ENG.</b>                          |         | <b>6-CYL. 225 ENG.; V-8 318 ENG.; V-8 361 ENG.; V-8 383 ENG.; V-8 426 ENG.</b>            |         |
| Pump Complete Rebuilding Kit; W/Chrysler P.S. Pump; W/Hex or Slotted End Shaft; ☆D .....  | 7900    | Pump Complete Rebuilding Kit; W/Chrysler P.S. Pump; W/Hex or Slotted End Shaft; ☆D .....  | 7900    |
| Pump Complete Rebuilding Kit; W/Chrysler P.S. Pump; W/Internally Threaded Shaft; ☆D ..... | 8514    | Pump Complete Rebuilding Kit; W/Chrysler P.S. Pump; W/Plain End Shaft; ☆D .....           | 7899    |
| Pump Complete Rebuilding Kit; W/Chrysler P.S. Pump; W/Plain End Shaft; ☆D .....           | 7899    | Pump Seal Kit; W/Chrysler P.S. Pump; W/Hex or Slotted End Shaft; ☆D .....                 | 7898    |
| Pump Complete Rebuilding Kit; W/Saginaw P.S. Pump; ☆B .....                               | 7910    | Pump Seal Kit; W/Chrysler P.S. Pump; W/Plain End Shaft; ☆D .....                          | 7897    |
| Pump Seal Kit; W/Chrysler P.S. Pump; W/Hex or Slotted End Shaft; ☆D .....                 | 7898    | Pump Drive Shaft Seal Kit; W/Chrysler P.S. Pump; W/Plain End Shaft; ☆D .....              | 8710    |
| Pump Seal Kit; W/Chrysler P.S. Pump; W/Internally Threaded Shaft; ☆D .....                | 8507    | Stg. Gear Complete Rebuilding Kit .....   | 8538    |
| Pump Seal Kit; W/Chrysler P.S. Pump; W/Plain End Shaft; ☆D .....                          | 7897    | Stg. Gear Major Seal Kit .....  | 8513    |
| Pump Seal Kit; W/Saginaw P.S. Pump; ☆B .....  | 7918    | Stg. Gear Input Shaft Seal Kit .....  | 8553    |
| Pump Drive Shaft Seal Kit; W/Chrysler P.S. Pump; W/Internally Threaded Shaft; ☆D .....    | 8708    | Stg. Gear Complete Pitman Shaft Seal Kit .....  | 8765    |
| Pump Drive Shaft Seal Kit; W/Chrysler P.S. Pump; W/Plain End Shaft; ☆D .....              | 8710    | Stg. Gear Lower Pitman Shaft Seal Kit .....   | 8516    |
| Pump Drive Shaft Seal Kit; W/Saginaw P.S. Pump; ☆B .....                                  | 8709    | Control Valve Seal Kit .....  | 8518    |
| Stg. Gear Complete Rebuilding Kit .....   | 8538    |   |         |
| Stg. Gear Major Seal Kit .....  | 8513    |   |         |
| Stg. Gear Input Shaft Seal Kit .....  | 8553    |   |         |
| Stg. Gear Complete Pitman Shaft Seal Kit .....  | 8765    |   |         |
| Stg. Gear Lower Pitman Shaft Seal Kit .....   | 8516    |   |         |
| Control Valve Seal Kit .....  | 8518    |   |         |

☆ See Pages A14 - A15 For Pump or Gear Identification.

⊗ Packaged one bushing per box, order as required.

SYSTEM  
PUMP &  
GEAR  
IDENT.

SYSTEM &  
COM-  
PONENT  
IDENT.

PASS.  
CARS

LIGHT  
TRUCKS

MEDIUM/  
HEAVY  
TRUCKS

BUSES

HOSE  
NUMER-  
ICAL

REPAIR  
KITS

KIT  
NUMER-  
ICAL

ILLUSTRATIONS

# Power Steering Repair Kits for Passenger Cars and Light Trucks

|                                      | Application  | Kit No. | Application  | Kit No. |
|--------------------------------------|--|---------|--|---------|
| <b>SYSTEM PUMP &amp; GEAR IDENT.</b> | <b>PLYMOUTH - Continued</b>  |         | <b>PLYMOUTH - Continued</b>  |         |
|                                      | <b>FURY - Continued</b>  |         | <b>FURY - Continued</b>  |         |
|                                      | <b>1964 - Continued</b>  |         | <b>1961 - Continued</b>  |         |
|                                      | <b>6-CYL. 225 ENG.; V-8 318 ENG.; V-8 361 ENG.; V-8 383 ENG.; V-8 426 ENG. - Continued</b> |         | <b>6-CYL. 225 ENG.; V-8 318 ENG.; V-8 361 ENG.; V-8 383 ENG.; V-8 413 ENG. - Continued</b> |         |
| <b>SYSTEM &amp; COMPONENT IDENT.</b> | Pump Complete Rebuilding Kit; W/Chrysler P.S. Pump; W/Plain End Shaft; ☆D.....             | 7899    | Pump Drive Shaft Seal Kit; W/Chrysler P.S. Pump; W/Plain End Shaft; ☆D.....                | 8710    |
|                                      | Pump Seal Kit; W/Chrysler P.S. Pump; W/Hex or Slotted End Shaft; ☆D.....                   | 7898    | Stg. Gear Complete Rebuilding Kit.....   | 8538    |
|                                      | Pump Seal Kit; W/Chrysler P.S. Pump; W/Plain End Shaft; ☆D.....                            | 7897    | Stg. Gear Major Seal Kit.....  | 8513    |
|                                      | Pump Drive Shaft Seal Kit; W/Chrysler P.S. Pump; W/Plain End Shaft; ☆D.....                | 8710    | Stg. Gear Input Shaft Seal Kit.....  | 8553    |
|                                      | Stg. Gear Complete Rebuilding Kit.....   | 8539    | Stg. Gear Complete Pitman Shaft Seal Kit.....  | 8765    |
|                                      | Stg. Gear Major Seal Kit.....  | 7895    | Stg. Gear Lower Pitman Shaft Seal Kit.....   | 8516    |
|                                      | Stg. Gear Input Shaft Seal Kit.....  | 8553    | Control Valve Seal Kit.....  | 8518    |
|                                      | Stg. Gear Complete Pitman Shaft Seal Kit.....  | 8759    |  |         |
| <b>PASS. CARS</b>                    | Stg. Gear Lower Pitman Shaft Seal Kit.....   | 8516    |  |         |
|                                      | Control Valve Seal Kit.....  | 8518    |  |         |
|                                      | <b>1963</b>  |         | <b>1960</b>  |         |
|                                      | <b>6-CYL. 225 ENG.; V-8 318 ENG.; V-8 361 ENG.; V-8 426 ENG.</b>                           |         | <b>6-CYL. 225 ENG.; V-8 318 ENG.; V-8 361 ENG.; V-8 383 ENG.</b>                           |         |
|                                      | Pump Complete Rebuilding Kit; W/Chrysler P.S. Pump; W/Hex or Slotted End Shaft; ☆D.....    | 7900    | Pump Complete Rebuilding Kit.....  | 7899    |
| <b>LIGHT TRUCKS</b>                  | Pump Complete Rebuilding Kit; W/Chrysler P.S. Pump; W/Plain End Shaft; ☆D.....             | 7899    | Pump Seal Kit.....   | 7897    |
|                                      | Pump Seal Kit; W/Chrysler P.S. Pump; W/Hex or Slotted End Shaft; ☆D.....                   | 7898    | Pump Drive Shaft Seal Kit.....   | 8710    |
|                                      | Pump Seal Kit; W/Chrysler P.S. Pump; W/Plain End Shaft; ☆D.....                            | 7897    | Stg. Gear Complete Rebuilding Kit.....   | 8538    |
|                                      | Pump Drive Shaft Seal Kit; W/Chrysler P.S. Pump; W/Plain End Shaft; ☆D.....                | 8710    | Stg. Gear Major Seal Kit.....  | 8513    |
|                                      | Stg. Gear Complete Rebuilding Kit.....   | 8539    | Stg. Gear Input Shaft Seal Kit.....  | 8553    |
|                                      | Stg. Gear Major Seal Kit.....  | 7895    | Stg. Gear Complete Pitman Shaft Seal Kit.....  | 8765    |
|                                      | Stg. Gear Input Shaft Seal Kit.....  | 8553    | Stg. Gear Lower Pitman Shaft Seal Kit.....   | 8516    |
|                                      | Stg. Gear Complete Pitman Shaft Seal Kit.....  | 8759    | Control Valve Seal Kit.....  | 8518    |
|                                      | Stg. Gear Lower Pitman Shaft Seal Kit.....   | 8516    |  |         |
|                                      | Control Valve Seal Kit.....  | 8518    |  |         |
|                                      | <b>V-8 383 ENG.</b>  |         | <b>1959</b>  |         |
|                                      | Pump Complete Rebuilding Kit; W/Chrysler P.S. Pump; W/Hex or Slotted End Shaft; ☆D.....    | 7900    | <b>V-8 318 ENG.; V-8 361 ENG.</b>  |         |
|                                      | Pump Complete Rebuilding Kit; W/Chrysler P.S. Pump; W/Plain End Shaft; ☆D.....             | 7899    | Pump Complete Rebuilding Kit.....  | 7899    |
|                                      | Pump Seal Kit; W/Chrysler P.S. Pump; W/Hex or Slotted End Shaft; ☆D.....                   | 7898    | Pump Seal Kit.....   | 7897    |
|                                      | Pump Seal Kit; W/Chrysler P.S. Pump; W/Plain End Shaft; ☆D.....                            | 7897    | Pump Drive Shaft Seal Kit.....   | 8710    |
|                                      | Pump Drive Shaft Seal Kit; W/Chrysler P.S. Pump; W/Plain End Shaft; ☆D.....                | 8710    | Stg. Gear Complete Rebuilding Kit.....   | 8538    |
|                                      | Stg. Gear Complete Rebuilding Kit.....   | 8539    | Stg. Gear Major Seal Kit.....  | 8513    |
|                                      | Stg. Gear Major Seal Kit.....  | 7895    | Stg. Gear Input Shaft Seal Kit.....  | 8553    |
|                                      | Stg. Gear Input Shaft Seal Kit.....  | 8553    | Stg. Gear Complete Pitman Shaft Seal Kit.....  | 8765    |
|                                      | Stg. Gear Complete Pitman Shaft Seal Kit.....  | 8759    | Stg. Gear Lower Pitman Shaft Seal Kit.....   | 8516    |
|                                      | Stg. Gear Lower Pitman Shaft Seal Kit.....   | 8516    | Control Valve Seal Kit.....  | 8518    |
|                                      | Control Valve Seal Kit.....  | 8518    |  |         |
|                                      | <b>V-8 383 ENG.</b>  |         | <b>GRAN FURY</b>   |         |
|                                      | Pump Complete Rebuilding Kit; W/Chrysler P.S. Pump; W/Hex or Slotted End Shaft; ☆D.....    | 7900    | <b>1989-1984</b>   |         |
|                                      | Pump Complete Rebuilding Kit; W/Chrysler P.S. Pump; W/Plain End Shaft; ☆D.....             | 7899    | <b>V-8 5.2 L ENG.</b>  |         |
|                                      | Pump Seal Kit; W/Chrysler P.S. Pump; W/Hex or Slotted End Shaft; ☆D.....                   | 7898    | Pump Complete Rebuilding Kit.....  | 7910    |
|                                      | Pump Seal Kit; W/Chrysler P.S. Pump; W/Plain End Shaft; ☆D.....                            | 7897    | Pump Seal Kit.....   | 7918    |
|                                      | Pump Drive Shaft Seal Kit; W/Chrysler P.S. Pump; W/Plain End Shaft; ☆D.....                | 8710    | Pump Drive Shaft Seal Kit.....   | 8709    |
|                                      | Stg. Gear Complete Rebuilding Kit.....   | 8539    | Stg. Gear Complete Rebuilding Kit.....   | 8538    |
|                                      | Stg. Gear Major Seal Kit.....  | 7895    | Stg. Gear Major Seal Kit.....  | 8513    |
|                                      | Stg. Gear Input Shaft Seal Kit.....  | 8553    | Stg. Gear Input Shaft Seal Kit.....  | 8553    |
|                                      | Stg. Gear Complete Pitman Shaft Seal Kit.....  | 8759    | Stg. Gear Complete Pitman Shaft Seal Kit.....  | 8765    |
|                                      | Stg. Gear Lower Pitman Shaft Seal Kit.....   | 8517    | Stg. Gear Lower Pitman Shaft Seal Kit.....   | 8516    |
|                                      | Control Valve Seal Kit.....  | 8518    | Control Valve Seal Kit.....  | 8518    |
|                                      | <b>1962</b>  |         | <b>1983-1981</b>   |         |
|                                      | <b>6-CYL. 225 ENG.; V-8 318 ENG.; V-8 361 ENG.; V-8 383 ENG.</b>                           |         | <b>6-CYL. 3.7 L ENG.; V-8 5.2 L ENG.</b>   |         |
|                                      | Pump Complete Rebuilding Kit; W/Chrysler P.S. Pump; W/Hex or Slotted End Shaft; ☆D.....    | 7900    | Pump Complete Rebuilding Kit.....  | 7910    |
|                                      | Pump Complete Rebuilding Kit; W/Chrysler P.S. Pump; W/Plain End Shaft; ☆D.....             | 7899    | Pump Seal Kit.....   | 7918    |
|                                      | Pump Seal Kit; W/Chrysler P.S. Pump; W/Hex or Slotted End Shaft; ☆D.....                   | 7898    | Pump Drive Shaft Seal Kit.....   | 8709    |
|                                      | Pump Seal Kit; W/Chrysler P.S. Pump; W/Plain End Shaft; ☆D.....                            | 7897    | Stg. Gear Complete Rebuilding Kit.....   | 8538    |
|                                      | Pump Drive Shaft Seal Kit; W/Chrysler P.S. Pump; W/Plain End Shaft; ☆D.....                | 8710    | Stg. Gear Major Seal Kit.....  | 8513    |
|                                      | Stg. Gear Complete Rebuilding Kit.....   | 8539    | Stg. Gear Input Shaft Seal Kit.....  | 8553    |
|                                      | Stg. Gear Major Seal Kit.....  | 7895    | Stg. Gear Complete Pitman Shaft Seal Kit.....  | 8765    |
|                                      | Stg. Gear Input Shaft Seal Kit.....  | 8553    | Stg. Gear Lower Pitman Shaft Seal Kit.....   | 8516    |
|                                      | Stg. Gear Complete Pitman Shaft Seal Kit.....  | 8759    | Control Valve Seal Kit.....  | 8518    |
|                                      | Stg. Gear Lower Pitman Shaft Seal Kit.....   | 8517    |  |         |
|                                      | Control Valve Seal Kit.....  | 8518    | <b>1980</b>  |         |
|                                      | <b>1962</b>  |         | <b>6-CYL. 3.7 L ENG.; V-8 5.2 L ENG.; V-8 5.9 L ENG.</b>                                   |         |
|                                      | <b>6-CYL. 225 ENG.; V-8 318 ENG.; V-8 361 ENG.; V-8 383 ENG.</b>                           |         | Pump Complete Rebuilding Kit.....  | 7910    |
|                                      | Pump Complete Rebuilding Kit; W/Chrysler P.S. Pump; W/Hex or Slotted End Shaft; ☆D.....    | 7900    | Pump Seal Kit.....   | 7918    |
|                                      | Pump Complete Rebuilding Kit; W/Chrysler P.S. Pump; W/Plain End Shaft; ☆D.....             | 7899    | Pump Drive Shaft Seal Kit.....   | 8709    |
|                                      | Pump Seal Kit; W/Chrysler P.S. Pump; W/Hex or Slotted End Shaft; ☆D.....                   | 7898    | Stg. Gear Complete Rebuilding Kit.....   | 8538    |
|                                      | Pump Seal Kit; W/Chrysler P.S. Pump; W/Plain End Shaft; ☆D.....                            | 7897    | Stg. Gear Major Seal Kit.....  | 8513    |
|                                      | Pump Drive Shaft Seal Kit; W/Chrysler P.S. Pump; W/Plain End Shaft; ☆D.....                | 8710    | Stg. Gear Input Shaft Seal Kit.....  | 8553    |
|                                      | Stg. Gear Complete Rebuilding Kit.....   | 8539    | Stg. Gear Complete Pitman Shaft Seal Kit.....  | 8765    |
|                                      | Stg. Gear Major Seal Kit.....  | 7895    | Stg. Gear Lower Pitman Shaft Seal Kit.....   | 8516    |
|                                      | Stg. Gear Input Shaft Seal Kit.....  | 8553    | Control Valve Seal Kit.....  | 8518    |
|                                      | Stg. Gear Complete Pitman Shaft Seal Kit.....  | 8759    |  |         |
|                                      | Stg. Gear Lower Pitman Shaft Seal Kit.....   | 8516    | <b>1977-1975</b>   |         |
|                                      | Control Valve Seal Kit.....  | 8518    | <b>V-8 318 ENG.; V-8 360 ENG.; V-8 400 ENG.; V-8 440 ENG.</b>                              |         |
|                                      | <b>1961</b>  |         | Pump Complete Rebuilding Kit; W/Chrysler P.S. Pump; ☆D.....                                | 8514    |
|                                      | <b>6-CYL. 225 ENG.; V-8 318 ENG.; V-8 361 ENG.; V-8 383 ENG.; V-8 413 ENG.</b>             |         | Pump Complete Rebuilding Kit; W/Saginaw P.S. Pump; ☆B.....                                 | 7910    |
|                                      | Pump Complete Rebuilding Kit; W/Chrysler P.S. Pump; W/Hex or Slotted End Shaft; ☆D.....    | 7900    | Pump Seal Kit; W/Chrysler P.S. Pump; ☆D.....   | 8507    |
|                                      | Pump Complete Rebuilding Kit; W/Chrysler P.S. Pump; W/Plain End Shaft; ☆D.....             | 7899    | Pump Seal Kit; W/Saginaw P.S. Pump; ☆B.....  | 7918    |
|                                      | Pump Seal Kit; W/Chrysler P.S. Pump; W/Hex or Slotted End Shaft; ☆D.....                   | 7898    | Pump Drive Shaft Seal Kit; W/Chrysler P.S. Pump; ☆D.....                                   | 8708    |
|                                      | Pump Seal Kit; W/Chrysler P.S. Pump; W/Plain End Shaft; ☆D.....                            | 7897    |  |         |

☆ See Pages A14 - A15 For Pump or Gear Identification.

⊛ Packaged one bushing per box, order as required.

# Power Steering Repair Kits for Passenger Cars and Light Trucks

| Application   | Kit No. | Application  | Kit No. |
|---|---------|--|---------|
| <b>PLYMOUTH - Continued</b>                                   |         | <b>PLYMOUTH - Continued</b>                                    |         |
| <b>GRAN FURY - Continued</b>                                  |         | <b>HORIZON - Continued</b>                                     |         |
| <b>1977-1975 - Continued</b>                                  |         | <b>1983</b>  |         |
| <b>V-8 318 ENG.; V-8 360 ENG.; V-8 400 ENG.; V-8 440 ENG.</b> |         | <b>4-CYL. 1.6 L ENG.; 4-CYL. 1.7 L ENG.; 4-CYL. 2.2 L ENG.</b> |         |
| - Continued   |         |  |         |
| Pump Drive Shaft Seal Kit; W/Saginaw P.S. Pump; ☆B .....      | 8709    | Pump Complete Rebuilding Kit .....                             | 7910    |
| Stg. Gear Complete Rebuilding Kit .....                       | 8538    | Pump Seal Kit .....  | 7918    |
| Stg. Gear Major Seal Kit .....                                | 8513    | Pump Drive Shaft Seal Kit .....                                | 8709    |
| Stg. Gear Input Shaft Seal Kit .....                          | 8553    | Rack & Pinion Seal Kit .....                                   | 8576    |
| Stg. Gear Complete Pitman Shaft Seal Kit .....                | 8765    | Rack & Pinion Upper Pinion Bearing Kit .....                   | 8571    |
| Stg. Gear Lower Pitman Shaft Seal Kit .....                   | 8516    | Rack & Pinion Lower Pinion Bearing Kit .....                   | 8572    |
| Control Valve Seal Kit .....                                  | 8518    |  |         |
| <b>GRAND VOYAGER</b>  |         | <b>1982-1981</b>   |         |
| <b>1995-1994</b>  |         | <b>4-CYL. 1.7 L ENG.; 4-CYL. 2.2 L ENG.</b>                    |         |
| <b>V-6 3.0 L ENG.; V-6 3.3 L ENG.; V-6 3.8 L ENG.</b>         |         |  |         |
| Pump Complete Rebuilding Kit .....                            | 7910    | Pump Complete Rebuilding Kit .....                             | 7910    |
| Pump Seal Kit .....   | 7918    | Pump Seal Kit .....  | 7918    |
| Pump Drive Shaft Seal Kit .....                               | 8709    | Pump Drive Shaft Seal Kit .....                                | 8709    |
| Rack & Pinion Seal Kit; W/Plastic Rack Bulkhead .....         | 8610    | Rack & Pinion Seal Kit .....                                   | 8570    |
| Rack & Pinion Lower Pinion Bearing Kit .....                  | 8579    | Rack & Pinion Upper Pinion Bearing Kit .....                   | 8571    |
|   |         | Rack & Pinion Lower Pinion Bearing Kit .....                   | 8572    |
| <b>1993-1992</b>  |         | <b>1980</b>  |         |
| <b>V-6 3.0 L ENG.; V-6 3.3 L ENG.</b>                         |         | <b>4-CYL. 1.7 L ENG.</b>                                       |         |
| Pump Complete Rebuilding Kit .....                            | 7910    | Pump Complete Rebuilding Kit .....                             | 7910    |
| Pump Seal Kit .....   | 7918    | Pump Seal Kit .....  | 7918    |
| Pump Drive Shaft Seal Kit .....                               | 8709    | Pump Drive Shaft Seal Kit .....                                | 8709    |
| Rack & Pinion Seal Kit; W/Plastic Rack Bulkhead .....         | 8610    | Rack & Pinion Seal Kit .....                                   | 8570    |
| Rack & Pinion Lower Pinion Bearing Kit .....                  | 8579    | Rack & Pinion Upper Pinion Bearing Kit .....                   | 8571    |
|   |         | Rack & Pinion Lower Pinion Bearing Kit .....                   | 8572    |
| <b>1991-1990</b>  |         | <b>1979-1978</b>   |         |
| <b>V-6 3.3 L ENG.</b>   |         | <b>4-CYL. 104 ENG.</b>   |         |
| Pump Complete Rebuilding Kit .....                            | 7910    | Pump Complete Rebuilding Kit .....                             | 7910    |
| Pump Seal Kit .....   | 7918    | Pump Seal Kit .....  | 7918    |
| Pump Drive Shaft Seal Kit .....                               | 8709    | Pump Drive Shaft Seal Kit .....                                | 8709    |
| Rack & Pinion Seal Kit; W/Plastic Rack Bulkhead .....         | 8610    | Rack & Pinion Seal Kit .....                                   | 8570    |
| Rack & Pinion Lower Pinion Bearing Kit .....                  | 8579    | Rack & Pinion Upper Pinion Bearing Kit .....                   | 8571    |
|   |         | Rack & Pinion Lower Pinion Bearing Kit .....                   | 8572    |
| <b>1989-1988</b>  |         | <b>LASER</b>   |         |
| <b>4-CYL. 2.5 L ENG.; V-6 3.0 L ENG.</b>                      |         | <b>1994-1992</b>   |         |
| Pump Complete Rebuilding Kit .....                            | 7910    | <b>4-CYL. 1.8 L ENG.; 4-CYL. 2.0 L ENG.</b>                    |         |
| Pump Seal Kit .....   | 7918    | Pump Seal Kit .....  | 8721    |
| Pump Drive Shaft Seal Kit .....                               | 8709    | Rack & Pinion Seal Kit .....                                   | 8691    |
| Rack & Pinion Seal Kit; W/Plastic Rack Bulkhead .....         | 8610    |  |         |
| Rack & Pinion Lower Pinion Bearing Kit .....                  | 8579    | <b>1991</b>  |         |
|   |         | <b>4-CYL. 1.8 L ENG.</b>                                       |         |
| <b>1987</b>   |         | <b>4-CYL. 2.2 L ENG.; V-6 3.0 L ENG.</b>                       |         |
| <b>4-CYL. 2.2 L ENG.</b>                                      |         |  |         |
| Pump Complete Rebuilding Kit .....                            | 7910    | Pump Complete Rebuilding Kit .....                             | 7910    |
| Pump Seal Kit .....   | 7918    | Pump Seal Kit .....  | 7918    |
| Pump Drive Shaft Seal Kit .....                               | 8709    | Pump Drive Shaft Seal Kit .....                                | 8709    |
| Rack & Pinion Seal Kit; W/Plastic Rack Bulkhead .....         | 8610    | Rack & Pinion Seal Kit; W/Plastic Rack Bulkhead .....          | 8610    |
| Rack & Pinion Lower Pinion Bearing Kit .....                  | 8579    | Rack & Pinion Lower Pinion Bearing Kit .....                   | 8579    |
| <b>HORIZON</b>  |         | <b>1990</b>  |         |
| <b>1990-1988</b>  |         | <b>4-CYL. 2.0 L ENG.</b>                                       |         |
| <b>4-CYL. 2.2 L ENG.</b>                                      |         |  |         |
| Pump Complete Rebuilding Kit .....                            | 7910    | Pump Seal Kit .....  | 8721    |
| Pump Seal Kit .....   | 7918    | Rack & Pinion Seal Kit .....                                   | 8691    |
| Pump Drive Shaft Seal Kit .....                               | 8709    |  |         |
| Rack & Pinion Seal Kit; W/Plastic Rack Bulkhead .....         | 8610    | <b>1990</b>  |         |
| Rack & Pinion Lower Pinion Bearing Kit .....                  | 8579    | <b>4-CYL. 1.8 L ENG.; 4-CYL. 2.0 L ENG.</b>                    |         |
|   |         | Pump Seal Kit; W/2-Piece Pump Housing .....                    | 8721    |
| <b>1987</b>   |         | Pump Seal Kit; W/3-Piece Pump Housing .....                    | 8722    |
| <b>4-CYL. 2.2 L ENG.</b>                                      |         | Rack & Pinion Seal Kit .....                                   | 8655    |
| Pump Complete Rebuilding Kit .....                            | 7910    |  |         |
| Pump Seal Kit .....   | 7918    | <b>NEON</b>  |         |
| Pump Drive Shaft Seal Kit .....                               | 8709    | <b>1995</b>  |         |
| Rack & Pinion Seal Kit; W/Plastic Rack Bulkhead .....         | 8610    | <b>4-CYL. 2.0 L ENG.</b>                                       |         |
| Rack & Pinion Lower Pinion Bearing Kit .....                  | 8579    | Pump Seal Kit .....  | 8803    |
|   |         | Rack & Pinion Seal Kit .....                                   | 8728    |
| <b>1987</b>   |         | <b>RELIANT</b>   |         |
| <b>4-CYL. 2.2 L ENG.</b>                                      |         | <b>1989-1987</b>   |         |
| Pump Complete Rebuilding Kit .....                            | 7910    | <b>4-CYL. 2.2 L ENG.; 4-CYL. 2.5 L ENG.</b>                    |         |
| Pump Seal Kit .....   | 7918    | Pump Complete Rebuilding Kit .....                             | 7910    |
| Pump Drive Shaft Seal Kit .....                               | 8709    | Pump Seal Kit .....  | 7918    |
| Rack & Pinion Seal Kit .....                                  | 8576    | Pump Drive Shaft Seal Kit .....                                | 8709    |
| Rack & Pinion Upper Pinion Bearing Kit .....                  | 8571    | Rack & Pinion Seal Kit; W/Plastic Rack Bulkhead .....          | 8610    |
| Rack & Pinion Lower Pinion Bearing Kit .....                  | 8572    | Rack & Pinion Lower Pinion Bearing Kit .....                   | 8579    |
| <b>1986-1984</b>  |         | <b>1986</b>  |         |
| <b>4-CYL. 1.6 L ENG.; 4-CYL. 2.2 L ENG.</b>                   |         | <b>4-CYL. 2.2 L ENG.; 4-CYL. 2.5 L ENG.</b>                    |         |
| Pump Complete Rebuilding Kit .....                            | 7910    | Pump Complete Rebuilding Kit .....                             | 7910    |
| Pump Seal Kit .....   | 7918    | Pump Seal Kit .....  | 7918    |
| Pump Drive Shaft Seal Kit .....                               | 8709    | Pump Drive Shaft Seal Kit .....                                | 8709    |
| Rack & Pinion Seal Kit .....                                  | 8576    | Rack & Pinion Seal Kit; W/Saginaw Stg. Gear; ☆N .....          | 8576    |
| Rack & Pinion Upper Pinion Bearing Kit .....                  | 8571    |  |         |
| Rack & Pinion Lower Pinion Bearing Kit .....                  | 8572    |  |         |

☆ See Pages A14 - A15 For Pump or Gear Identification.

☛ Packaged one bushing per box, order as required.

SYSTEM  
PUMP &  
GEAR  
IDENT.

SYSTEM &  
COM-  
PONENT  
IDENT.

PASS.  
CARS

LIGHT  
TRUCKS

MEDIUM/  
HEAVY  
TRUCKS

BUSES

HOSE  
NUMER-  
ICAL

REPAIR  
KITS

KIT  
NUMER-  
ICAL

ILLUSTRATIONS



# Power Steering Repair Kits for Passenger Cars and Light Trucks

|   | Application   | Kit No.  | Application  | Kit No.  |      |
|---|---|--|--|--|------|
| <b>SYSTEM PUMP &amp; GEAR IDENT.</b>                          | <b>PLYMOUTH - Continued</b>                                   |  | <b>PLYMOUTH - Continued</b>  |  |      |
|   | <b>RELIANT - Continued</b>                                    |  | <b>ROAD RUNNER - Continued</b>   |  |      |
|   | <b>1986 - Continued</b>                                       |  | <b>1971 - Continued</b>  |  |      |
|   | <b>4-CYL. 2.2 L ENG.; 4-CYL. 2.5 L ENG. - Continued</b>       |  | <b>V-8 383 ENG.; V-8 426 ENG.; V-8 440 ENG. - Continued</b>                    |  |      |
|   |   | Rack & Pinion Seal Kit; W/TRW Stg. Gear; W/Plastic Rack Bulk-head; ☆R..... | 8610   | Pump Seal Kit; W/Chrysler P.S. Pump; ☆D.....                                   | 8507 |
|   |   | Rack & Pinion Upper Pinion Bearing Kit; W/Saginaw Stg. Gear; ☆N.....       | 8571   | Pump Seal Kit; W/Saginaw P.S. Pump; ☆B.....                                    | 7918 |
|   |   | Rack & Pinion Lower Pinion Bearing Kit; W/Saginaw Stg. Gear; ☆N.....       | 8572   | Pump Drive Shaft Seal Kit; W/Chrysler P.S. Pump; ☆D.....                       | 8708 |
|   |   | Rack & Pinion Lower Pinion Bearing Kit; W/TRW Stg. Gear; ☆R.....           | 8579   | Pump Drive Shaft Seal Kit; W/Saginaw P.S. Pump; ☆B.....                        | 8709 |
|   |   |  |  | Stg. Gear Complete Rebuilding Kit.....   | 8539 |
|   |   |  |  | Stg. Gear Major Seal Kit.....  | 7895 |
| <b>SYSTEM &amp; COMPONENT IDENT.</b>                          | <b>1985-1984</b>  |  | <b>1971 - Continued</b>  |  |      |
|   | <b>4-CYL. 2.2 L ENG.; 4-CYL. 2.6 L ENG.</b>                   |  | <b>V-8 383 ENG.; V-8 426 ENG.; V-8 440 ENG. - Continued</b>                    |  |      |
|   |   | Pump Complete Rebuilding Kit.....  | 7910   | Stg. Gear Input Shaft Seal Kit.....  | 8553 |
|   |   | Pump Seal Kit.....   | 7918   | Stg. Gear Complete Pitman Shaft Seal Kit.....                                  | 8759 |
|   |   | Pump Drive Shaft Seal Kit.....   | 8709   | Stg. Gear Lower Pitman Shaft Seal Kit.....                                     | 8517 |
|   |   | Rack & Pinion Seal Kit; W/Saginaw Stg. Gear; ☆N.....                       | 8576   | Control Valve Seal Kit.....  | 8518 |
|   |   | Rack & Pinion Seal Kit; W/TRW Stg. Gear; W/Plastic Rack Bulk-head; ☆R..... | 8610   |  |      |
|   |   | Rack & Pinion Upper Pinion Bearing Kit; W/Saginaw Stg. Gear; ☆N.....       | 8571   |  |      |
|   |   | Rack & Pinion Lower Pinion Bearing Kit; W/Saginaw Stg. Gear; ☆N.....       | 8572   |  |      |
|   |   | Rack & Pinion Lower Pinion Bearing Kit; W/TRW Stg. Gear; ☆R.....           | 8579   |  |      |
| <b>PASS. CARS</b>   | <b>1983-1981</b>  |  | <b>SAPPORO</b>   |  |      |
|   | <b>4-CYL. 2.2 L ENG.; 4-CYL. 2.6 L ENG.</b>                   |  | <b>1983-1980</b>   |  |      |
|   |   | Pump Complete Rebuilding Kit.....  | 7910   | <b>4-CYL. 2.6 L ENG.</b>   |      |
|   |   | Pump Seal Kit.....   | 7918   | Pump Seal Kit.....   | 8599 |
|   |   | Pump Drive Shaft Seal Kit.....   | 8709   |  |      |
|   |   | Rack & Pinion Seal Kit; W/Saginaw Stg. Gear; ☆N.....                       | 8576   | <b>1979</b>  |      |
|   |   | Rack & Pinion Upper Pinion Bearing Kit; W/Saginaw Stg. Gear; ☆N.....       | 8571   | <b>4-CYL. 98 ENG.; 4-CYL. 156 ENG.</b>   |      |
|   |   | Rack & Pinion Lower Pinion Bearing Kit; W/Saginaw Stg. Gear; ☆N.....       | 8572   | Pump Seal Kit; Oct. 1 & Newer.....   | 8599 |
|   |   | Rack & Pinion Lower Pinion Bearing Kit; W/TRW Stg. Gear; ☆R.....           | 8579   | Pump Seal Kit; Sept. 30 & Older.....   | 8603 |
|   | <b>LIGHT TRUCKS</b>   | <b>ROAD RUNNER</b>   |  | <b>1978</b>  |      |
| <b>1974</b>   |   | <b>4-CYL. 98 ENG.; 4-CYL. 156 ENG.</b>                                     |  |  |      |
| <b>V-8 318 ENG.; V-8 360 ENG.; V-8 400 ENG.; V-8 440 ENG.</b> |   | Pump Seal Kit.....   |  | 8603   |      |
|   |   | Pump Complete Rebuilding Kit; W/Chrysler P.S. Pump; ☆D.....                | 8514   |  |      |
|   |   | Pump Complete Rebuilding Kit; W/Saginaw P.S. Pump; ☆B.....                 | 7910   |  |      |
|   |   | Pump Seal Kit; W/Chrysler P.S. Pump; ☆D.....                               | 8507   |  |      |
|   |   | Pump Seal Kit; W/Saginaw P.S. Pump; ☆B.....                                | 7918   |  |      |
|   |   | Pump Drive Shaft Seal Kit; W/Chrysler P.S. Pump; ☆D.....                   | 8708   |  |      |
|   |   | Pump Drive Shaft Seal Kit; W/Saginaw P.S. Pump; ☆B.....                    | 8709   |  |      |
|   |   | Stg. Gear Complete Rebuilding Kit.....                                     | 8538   |  |      |
| <b>MEDIUM/HEAVY TRUCKS</b>                                    | <b>1974</b>   |  | <b>SATELLITE</b>   |  |      |
|   | <b>V-8 318 ENG.; V-8 360 ENG.; V-8 400 ENG.; V-8 440 ENG.</b> |  | <b>1974</b>  |  |      |
|   |   | Stg. Gear Major Seal Kit.....  | 8513   | <b>6-CYL. 225 ENG.; V-8 318 ENG.; V-8 360 ENG.; V-8 400 ENG.; V-8 440 ENG.</b> |      |
|   |   | Stg. Gear Input Shaft Seal Kit.....  | 8553   | Pump Complete Rebuilding Kit; W/Chrysler P.S. Pump; ☆D.....                    | 8514 |
|   |   | Stg. Gear Complete Pitman Shaft Seal Kit.....                              | 8765   | Pump Complete Rebuilding Kit; W/Saginaw P.S. Pump; ☆B.....                     | 7910 |
|   |   | Stg. Gear Lower Pitman Shaft Seal Kit.....                                 | 8516   | Pump Seal Kit; W/Chrysler P.S. Pump; ☆D.....                                   | 8507 |
|   |   | Control Valve Seal Kit.....  | 8518   | Pump Seal Kit; W/Saginaw P.S. Pump; ☆B.....                                    | 7918 |
|   |   |  |  | Pump Drive Shaft Seal Kit; W/Chrysler P.S. Pump; ☆D.....                       | 8708 |
|   |   |  |  | Pump Drive Shaft Seal Kit; W/Saginaw P.S. Pump; ☆B.....                        | 8709 |
|   |   |  |  | Stg. Gear Complete Rebuilding Kit.....   | 8538 |
| <b>BUSES</b>  | <b>1973</b>   |  | <b>1973</b>  |  |      |
|   | <b>V-8 318 ENG.; V-8 340 ENG.; V-8 400 ENG.; V-8 440 ENG.</b> |  | <b>6-CYL. 225 ENG.; V-8 318 ENG.; V-8 400 ENG.; V-8 440 ENG.</b>               |  |      |
|   |   | Pump Complete Rebuilding Kit; W/Chrysler P.S. Pump; ☆D.....                | 8514   | Pump Complete Rebuilding Kit; W/Chrysler P.S. Pump; ☆D.....                    | 8514 |
|   |   | Pump Complete Rebuilding Kit; W/Saginaw P.S. Pump; ☆B.....                 | 7910   | Pump Complete Rebuilding Kit; W/Saginaw P.S. Pump; ☆B.....                     | 7910 |
|   |   | Pump Seal Kit; W/Chrysler P.S. Pump; ☆D.....                               | 8507   | Pump Seal Kit; W/Chrysler P.S. Pump; ☆D.....                                   | 8507 |
|   |   | Pump Seal Kit; W/Saginaw P.S. Pump; ☆B.....                                | 7918   | Pump Seal Kit; W/Saginaw P.S. Pump; ☆B.....                                    | 7918 |
|   |   | Pump Drive Shaft Seal Kit; W/Chrysler P.S. Pump; ☆D.....                   | 8708   | Pump Drive Shaft Seal Kit; W/Chrysler P.S. Pump; ☆D.....                       | 8708 |
|   |   | Pump Drive Shaft Seal Kit; W/Saginaw P.S. Pump; ☆B.....                    | 8709   | Pump Drive Shaft Seal Kit; W/Saginaw P.S. Pump; ☆B.....                        | 8709 |
|   |   | Stg. Gear Complete Rebuilding Kit.....                                     | 8538   | Stg. Gear Complete Rebuilding Kit.....   | 8538 |
|   |   | Stg. Gear Major Seal Kit.....  | 8513   | Stg. Gear Major Seal Kit.....  | 8513 |
| <b>HOSE NUMERICAL</b>   | <b>1972</b>   |  | <b>1973</b>  |  |      |
|   | <b>V-8 318 ENG.; V-8 340 ENG.; V-8 400 ENG.; V-8 440 ENG.</b> |  | <b>6-CYL. 225 ENG.; V-8 318 ENG.; V-8 340 ENG.; V-8 400 ENG.; V-8 440 ENG.</b> |  |      |
|   |   | Stg. Gear Input Shaft Seal Kit.....  | 8553   | Stg. Gear Input Shaft Seal Kit.....  | 8553 |
|   |   | Stg. Gear Complete Pitman Shaft Seal Kit.....                              | 8765   | Stg. Gear Complete Pitman Shaft Seal Kit.....                                  | 8765 |
|   |   | Stg. Gear Lower Pitman Shaft Seal Kit.....                                 | 8516   | Stg. Gear Lower Pitman Shaft Seal Kit.....                                     | 8516 |
|   |   | Control Valve Seal Kit.....  | 8518   | Control Valve Seal Kit.....  | 8518 |
|   |   |  |  |  |      |
|   |   |  |  |  |      |
|   |   |  |  |  |      |
|   |   |  |  |  |      |
|   |   |  |  |  |      |
| <b>REPAIR KITS</b>  | <b>1972</b>   |  | <b>1973</b>  |  |      |
|   | <b>V-8 318 ENG.; V-8 340 ENG.; V-8 400 ENG.; V-8 440 ENG.</b> |  | <b>6-CYL. 225 ENG.; V-8 318 ENG.; V-8 340 ENG.; V-8 400 ENG.; V-8 440 ENG.</b> |  |      |
|   |   | Pump Complete Rebuilding Kit; W/Chrysler P.S. Pump; ☆D.....                | 8514   | Pump Complete Rebuilding Kit; W/Chrysler P.S. Pump; ☆D.....                    | 8514 |
|   |   | Pump Complete Rebuilding Kit; W/Saginaw P.S. Pump; ☆B.....                 | 7910   | Pump Complete Rebuilding Kit; W/Saginaw P.S. Pump; ☆B.....                     | 7910 |
|   |   | Pump Seal Kit; W/Chrysler P.S. Pump; ☆D.....                               | 8507   | Pump Seal Kit; W/Chrysler P.S. Pump; ☆D.....                                   | 8507 |
|   |   | Pump Seal Kit; W/Saginaw P.S. Pump; ☆B.....                                | 7918   | Pump Seal Kit; W/Saginaw P.S. Pump; ☆B.....                                    | 7918 |
|   |   | Pump Drive Shaft Seal Kit; W/Chrysler P.S. Pump; ☆D.....                   | 8708   | Pump Drive Shaft Seal Kit; W/Chrysler P.S. Pump; ☆D.....                       | 8708 |
|   |   | Pump Drive Shaft Seal Kit; W/Saginaw P.S. Pump; ☆B.....                    | 8709   | Pump Drive Shaft Seal Kit; W/Saginaw P.S. Pump; ☆B.....                        | 8709 |
|   |   | Stg. Gear Complete Rebuilding Kit.....                                     | 8539   | Stg. Gear Complete Rebuilding Kit.....   | 8539 |
|   |   | Stg. Gear Major Seal Kit.....  | 7895   | Stg. Gear Major Seal Kit.....  | 7895 |
| <b>KIT NUMERICAL</b>  | <b>1971</b>   |  | <b>1973</b>  |  |      |
|   | <b>V-8 383 ENG.; V-8 426 ENG.; V-8 440 ENG.</b>               |  | <b>6-CYL. 225 ENG.; V-8 318 ENG.; V-8 340 ENG.; V-8 400 ENG.; V-8 440 ENG.</b> |  |      |
|   |   | Stg. Gear Input Shaft Seal Kit.....  | 8553   | Stg. Gear Input Shaft Seal Kit.....  | 8553 |
|   |   | Stg. Gear Complete Pitman Shaft Seal Kit.....                              | 8759   | Stg. Gear Complete Pitman Shaft Seal Kit.....                                  | 8759 |
|   |   | Stg. Gear Lower Pitman Shaft Seal Kit.....                                 | 8517   | Stg. Gear Lower Pitman Shaft Seal Kit.....                                     | 8517 |
|   |   | Control Valve Seal Kit.....  | 8518   | Control Valve Seal Kit.....  | 8518 |
|   |   |  |  |  |      |
|   |   |  |  |  |      |
|   |   |  |  |  |      |
|   |   |  |  |  |      |
|   |   |  |  |  |      |
| <b>ILLUSTRATIONS</b>  | <b>1971</b>   |  | <b>1971-1970</b>   |  |      |
|   | <b>V-8 383 ENG.; V-8 426 ENG.; V-8 440 ENG.</b>               |  | <b>6-CYL. 225 ENG.; V-8 318 ENG.; V-8 383 ENG.; V-8 426 ENG.; V-8 440 ENG.</b> |  |      |
|   |   | Pump Complete Rebuilding Kit; W/Chrysler P.S. Pump; ☆D.....                | 8514   | Pump Complete Rebuilding Kit; W/Chrysler P.S. Pump; ☆D.....                    | 8514 |
|   |   | Pump Complete Rebuilding Kit; W/Saginaw P.S. Pump; ☆B.....                 | 7910   |  |      |

☆ See Pages A14 - A15 For Pump or Gear Identification.

⊗ Packaged one bushing per box, order as required.

# Power Steering Repair Kits for Passenger Cars and Light Trucks

| Application  | Kit No. | Application   | Kit No. |
|--|---------|---|---------|
| <b>PLYMOUTH - Continued</b>  |         | <b>PLYMOUTH - Continued</b>   |         |
| <b>SATELLITE - Continued</b>   |         | <b>SATELLITE - Continued</b>  |         |
| <b>1971-1970 - Continued</b>   |         | <b>1966-1965 - Continued</b>  |         |
| <b>6-CYL. 225 ENG.; V-8 318 ENG.; V-8 383 ENG.; V-8 426 ENG.; V-8 440 ENG. - Continued</b>   |         | <b>V-8 273 ENG.; V-8 318 ENG.; V-8 361 ENG.; V-8 383 ENG.; V-8 426 ENG. - Continued</b> |         |
| Pump Complete Rebuilding Kit; W/Saginaw P.S. Pump; ☆B  | 7910    | Pump Seal Kit; W/Saginaw P.S. Pump; ☆B  | 7918    |
| Pump Seal Kit; W/Chrysler P.S. Pump; ☆D  | 8507    | Pump Drive Shaft Seal Kit; W/Chrysler P.S. Pump; ☆D                                     | 8710    |
| Pump Seal Kit; W/Saginaw P.S. Pump; ☆B   | 7918    | Pump Drive Shaft Seal Kit; W/Saginaw P.S. Pump; ☆B                                      | 8709    |
| Pump Drive Shaft Seal Kit; W/Chrysler P.S. Pump; ☆D  | 8708    | Stg. Gear Complete Rebuilding Kit   | 8539    |
| Pump Drive Shaft Seal Kit; W/Saginaw P.S. Pump; ☆B   | 8709    | Stg. Gear Major Seal Kit  | 7895    |
| Stg. Gear Complete Rebuilding Kit  | 8539    | Stg. Gear Input Shaft Seal Kit  | 8553    |
| Stg. Gear Major Seal Kit   | 7895    | Stg. Gear Complete Pitman Shaft Seal Kit  | 8759    |
| Stg. Gear Input Shaft Seal Kit   | 8553    | Stg. Gear Lower Pitman Shaft Seal Kit   | 8517    |
| Stg. Gear Complete Pitman Shaft Seal Kit   | 8759    | Control Valve Seal Kit  | 8518    |
| Stg. Gear Lower Pitman Shaft Seal Kit  | 8517    |   |         |
| Control Valve Seal Kit   | 8518    |   |         |
| <b>1969</b>  |         | <b>SAVOY</b>  |         |
| <b>6-CYL. 225 ENG.; V-8 318 ENG.; V-8 383 ENG.; V-8 440 ENG.</b>                             |         | <b>1964</b>   |         |
| Pump Complete Rebuilding Kit; W/Chrysler P.S. Pump; ☆D                                       | 8514    | <b>6-CYL. 225 ENG.; V-8 318 ENG.; V-8 361 ENG.; V-8 383 ENG.; V-8 426 ENG.</b>          |         |
| Pump Complete Rebuilding Kit; W/Saginaw P.S. Pump; ☆B  | 7910    | Pump Complete Rebuilding Kit; W/Chrysler P.S. Pump; W/Hex or Slotted End Shaft; ☆D      | 7900    |
| Pump Seal Kit; W/Chrysler P.S. Pump; ☆D  | 8507    | Pump Complete Rebuilding Kit; W/Chrysler P.S. Pump; W/Plain End Shaft; ☆D               | 7899    |
| Pump Seal Kit; W/Saginaw P.S. Pump; ☆B   | 7918    | Pump Seal Kit; W/Chrysler P.S. Pump; W/Hex or Slotted End Shaft; ☆D                     | 7898    |
| Pump Drive Shaft Seal Kit; W/Chrysler P.S. Pump; ☆D  | 8708    | Pump Seal Kit; W/Chrysler P.S. Pump; W/Plain End Shaft; ☆D                              | 7897    |
| Pump Drive Shaft Seal Kit; W/Saginaw P.S. Pump; ☆B   | 8709    | Pump Drive Shaft Seal Kit; W/Chrysler P.S. Pump; W/Plain End Shaft; ☆D                  | 8710    |
| Stg. Gear Complete Rebuilding Kit  | 8539    | Stg. Gear Complete Rebuilding Kit   | 8539    |
| Stg. Gear Major Seal Kit   | 7895    | Stg. Gear Major Seal Kit  | 7895    |
| Stg. Gear Input Shaft Seal Kit   | 8553    | Stg. Gear Input Shaft Seal Kit  | 8553    |
| Stg. Gear Complete Pitman Shaft Seal Kit   | 8759    | Stg. Gear Complete Pitman Shaft Seal Kit  | 8759    |
| Stg. Gear Lower Pitman Shaft Seal Kit  | 8517    | Stg. Gear Lower Pitman Shaft Seal Kit   | 8517    |
| Control Valve Seal Kit   | 8518    | Control Valve Seal Kit  | 8518    |
| <b>V-8 426 ENG.</b>  |         | <b>1963</b>   |         |
| Pump Complete Rebuilding Kit; W/Chrysler P.S. Pump; ☆D                                       | 7899    | <b>6-CYL. 225 ENG.; V-8 318 ENG.; V-8 361 ENG.; V-8 383 ENG.</b>                        |         |
| Pump Complete Rebuilding Kit; W/Saginaw P.S. Pump; ☆B  | 7910    | Pump Complete Rebuilding Kit; W/Chrysler P.S. Pump; W/Hex or Slotted End Shaft; ☆D      | 7900    |
| Pump Seal Kit; W/Chrysler P.S. Pump; ☆D  | 7897    | Pump Complete Rebuilding Kit; W/Chrysler P.S. Pump; W/Plain End Shaft; ☆D               | 7899    |
| Pump Seal Kit; W/Saginaw P.S. Pump; ☆B   | 7918    | Pump Seal Kit; W/Chrysler P.S. Pump; W/Hex or Slotted End Shaft; ☆D                     | 7898    |
| Pump Drive Shaft Seal Kit; W/Chrysler P.S. Pump; ☆D  | 8710    | Pump Seal Kit; W/Chrysler P.S. Pump; W/Plain End Shaft; ☆D                              | 7897    |
| Pump Drive Shaft Seal Kit; W/Saginaw P.S. Pump; ☆B   | 8709    | Pump Drive Shaft Seal Kit; W/Chrysler P.S. Pump; W/Plain End Shaft; ☆D                  | 8710    |
| Stg. Gear Complete Rebuilding Kit  | 8539    | Stg. Gear Complete Rebuilding Kit   | 8539    |
| Stg. Gear Major Seal Kit   | 7895    | Stg. Gear Major Seal Kit  | 7895    |
| Stg. Gear Input Shaft Seal Kit   | 8553    | Stg. Gear Input Shaft Seal Kit  | 8553    |
| Stg. Gear Complete Pitman Shaft Seal Kit   | 8759    | Stg. Gear Complete Pitman Shaft Seal Kit  | 8759    |
| Stg. Gear Lower Pitman Shaft Seal Kit  | 8517    | Stg. Gear Lower Pitman Shaft Seal Kit   | 8517    |
| Control Valve Seal Kit   | 8518    | Control Valve Seal Kit  | 8518    |
| <b>1968</b>  |         | <b>1962</b>   |         |
| <b>6-CYL. 225 ENG.; V-8 273 ENG.; V-8 318 ENG.; V-8 383 ENG.; V-8 426 ENG.; V-8 440 ENG.</b> |         | <b>6-CYL. 225 ENG.; V-8 318 ENG.; V-8 361 ENG.</b>                                      |         |
| Pump Complete Rebuilding Kit; W/Chrysler P.S. Pump; ☆D                                       | 7899    | Pump Complete Rebuilding Kit; W/Chrysler P.S. Pump; W/Hex or Slotted End Shaft; ☆D      | 7900    |
| Pump Complete Rebuilding Kit; W/Saginaw P.S. Pump; ☆B  | 7910    | Pump Complete Rebuilding Kit; W/Chrysler P.S. Pump; W/Plain End Shaft; ☆D               | 7899    |
| Pump Seal Kit; W/Chrysler P.S. Pump; ☆D  | 7897    | Pump Seal Kit; W/Chrysler P.S. Pump; W/Hex or Slotted End Shaft; ☆D                     | 7898    |
| Pump Seal Kit; W/Saginaw P.S. Pump; ☆B   | 7918    | Pump Seal Kit; W/Chrysler P.S. Pump; W/Plain End Shaft; ☆D                              | 7897    |
| Pump Drive Shaft Seal Kit; W/Chrysler P.S. Pump; ☆D  | 8710    | Pump Drive Shaft Seal Kit; W/Chrysler P.S. Pump; W/Plain End Shaft; ☆D                  | 8710    |
| Pump Drive Shaft Seal Kit; W/Saginaw P.S. Pump; ☆B   | 8709    | Stg. Gear Complete Rebuilding Kit   | 8539    |
| Stg. Gear Complete Rebuilding Kit  | 8539    | Stg. Gear Major Seal Kit  | 7895    |
| Stg. Gear Major Seal Kit   | 7895    | Stg. Gear Input Shaft Seal Kit  | 8553    |
| Stg. Gear Input Shaft Seal Kit   | 8553    | Stg. Gear Complete Pitman Shaft Seal Kit  | 8759    |
| Stg. Gear Complete Pitman Shaft Seal Kit   | 8759    | Stg. Gear Lower Pitman Shaft Seal Kit   | 8517    |
| Stg. Gear Lower Pitman Shaft Seal Kit  | 8517    | Control Valve Seal Kit  | 8518    |
| Control Valve Seal Kit   | 8518    |   |         |
| <b>1967</b>  |         | <b>1961</b>   |         |
| <b>V-8 273 ENG.; V-8 318 ENG.; V-8 383 ENG.; V-8 426 ENG.</b>                                |         | <b>6-CYL. 225 ENG.; V-8 318 ENG.; V-8 361 ENG.; V-8 383 ENG.; V-8 413 ENG.</b>          |         |
| Pump Complete Rebuilding Kit; W/Chrysler P.S. Pump; ☆D                                       | 7899    | Pump Complete Rebuilding Kit; W/Chrysler P.S. Pump; W/Hex or Slotted End Shaft; ☆D      | 7900    |
| Pump Complete Rebuilding Kit; W/Saginaw P.S. Pump; ☆B  | 7910    | Pump Complete Rebuilding Kit; W/Chrysler P.S. Pump; W/Plain End Shaft; ☆D               | 7899    |
| Pump Seal Kit; W/Chrysler P.S. Pump; ☆D  | 7897    | Pump Seal Kit; W/Chrysler P.S. Pump; W/Hex or Slotted End Shaft; ☆D                     | 7898    |
| Pump Seal Kit; W/Saginaw P.S. Pump; ☆B   | 7918    | Pump Seal Kit; W/Chrysler P.S. Pump; W/Plain End Shaft; ☆D                              | 7897    |
| Pump Drive Shaft Seal Kit; W/Chrysler P.S. Pump; ☆D  | 8710    | Pump Drive Shaft Seal Kit; W/Chrysler P.S. Pump; W/Plain End Shaft; ☆D                  | 8710    |
| Pump Drive Shaft Seal Kit; W/Saginaw P.S. Pump; ☆B   | 8709    | Stg. Gear Complete Rebuilding Kit   | 8539    |
| Stg. Gear Complete Rebuilding Kit  | 8539    | Stg. Gear Major Seal Kit  | 7895    |
| Stg. Gear Major Seal Kit   | 7895    | Stg. Gear Input Shaft Seal Kit  | 8553    |
| Stg. Gear Input Shaft Seal Kit   | 8553    | Stg. Gear Complete Pitman Shaft Seal Kit  | 8759    |
| Stg. Gear Complete Pitman Shaft Seal Kit   | 8759    | Stg. Gear Lower Pitman Shaft Seal Kit   | 8517    |
| Stg. Gear Lower Pitman Shaft Seal Kit  | 8517    | Control Valve Seal Kit  | 8518    |
| Control Valve Seal Kit   | 8518    |   |         |
| <b>1966-1965</b>   |         | <b>1960</b>   |         |
| <b>V-8 273 ENG.; V-8 318 ENG.; V-8 361 ENG.; V-8 383 ENG.; V-8 426 ENG.</b>                  |         | <b>6-CYL. 225 ENG.; V-8 318 ENG.; V-8 361 ENG.; V-8 383 ENG.; V-8 413 ENG.</b>          |         |
| Pump Complete Rebuilding Kit; W/Chrysler P.S. Pump; ☆D                                       | 7899    | Pump Complete Rebuilding Kit; W/Chrysler P.S. Pump; W/Hex or Slotted End Shaft; ☆D      | 7900    |
| Pump Complete Rebuilding Kit; W/Saginaw P.S. Pump; ☆B  | 7910    | Pump Complete Rebuilding Kit; W/Chrysler P.S. Pump; W/Plain End Shaft; ☆D               | 7899    |
| Pump Seal Kit; W/Chrysler P.S. Pump; ☆D  | 7897    | Pump Seal Kit; W/Chrysler P.S. Pump; W/Hex or Slotted End Shaft; ☆D                     | 7898    |
| Pump Seal Kit; W/Saginaw P.S. Pump; ☆B   | 7918    | Pump Seal Kit; W/Chrysler P.S. Pump; W/Plain End Shaft; ☆D                              | 7897    |
| Pump Drive Shaft Seal Kit; W/Chrysler P.S. Pump; ☆D  | 8710    | Pump Drive Shaft Seal Kit; W/Chrysler P.S. Pump; W/Plain End Shaft; ☆D                  | 8710    |
| Pump Drive Shaft Seal Kit; W/Saginaw P.S. Pump; ☆B   | 8709    | Stg. Gear Complete Rebuilding Kit   | 8539    |
| Stg. Gear Complete Rebuilding Kit  | 8539    | Stg. Gear Major Seal Kit  | 7895    |
| Stg. Gear Major Seal Kit   | 7895    | Stg. Gear Input Shaft Seal Kit  | 8553    |
| Stg. Gear Input Shaft Seal Kit   | 8553    | Stg. Gear Complete Pitman Shaft Seal Kit  | 8759    |
| Stg. Gear Complete Pitman Shaft Seal Kit   | 8759    | Stg. Gear Lower Pitman Shaft Seal Kit   | 8517    |
| Stg. Gear Lower Pitman Shaft Seal Kit  | 8517    | Control Valve Seal Kit  | 8518    |
| Control Valve Seal Kit   | 8518    |   |         |

☆ See Pages A14 - A15 For Pump or Gear Identification.

⊙ Packaged one bushing per box, order as required.

SYSTEM  
PUMP &  
GEAR  
IDENT.

SYSTEM &  
COM-  
PONENT  
IDENT.

PASS.  
CARS

LIGHT  
TRUCKS

MEDIUM/  
HEAVY  
TRUCKS

BUSES

HOSE  
NUMER-  
ICAL

REPAIR  
KITS

KIT  
NUMER-  
ICAL

ILLUST-  
RATIONS

# Power Steering Repair Kits for Passenger Cars and Light Trucks

|                                      | Application  | Kit No.   | Application   | Kit No.   |      |
|--------------------------------------|--|---|---|---|------|
| <b>SYSTEM PUMP &amp; GEAR IDENT.</b> | <b>PLYMOUTH - Continued</b>  |   | <b>PLYMOUTH - Continued</b>                                 |   |      |
|                                      | <b>SAVOY - Continued</b>   |   | <b>SCAMP - Continued</b>                                    |   |      |
|                                      | <b>1961 - Continued</b>  |   | <b>1976-1975 - Continued</b>                                |   |      |
|                                      | <b>6-CYL. 225 ENG.; V-8 318 ENG.; V-8 361 ENG.; V-8 383 ENG.; V-8 413 ENG. - Continued</b> |   | <b>6-CYL. 225 ENG.; V-8 318 ENG. - Continued</b>            |   |      |
|                                      |  | Pump Drive Shaft Seal Kit; W/Chrysler P.S. Pump; W/Plain End Shaft; ☆D.....             | 8710  | Control Valve Seal Kit.....                                 | 8518 |
|                                      |  | Stg. Gear Complete Rebuilding Kit.....  | 8538  |   |      |
|                                      |  | Stg. Gear Major Seal Kit.....   | 8513  |   |      |
|                                      |  | Stg. Gear Input Shaft Seal Kit.....   | 8553  |   |      |
|                                      |  | Stg. Gear Complete Pitman Shaft Seal Kit.....   | 8765  |   |      |
|                                      |  | Stg. Gear Lower Pitman Shaft Seal Kit.....  | 8516  |   |      |
|                                      |  | Control Valve Seal Kit.....   | 8518  |   |      |
|                                      |  | <b>1960</b>   |   | <b>1974-1973</b>  |      |
|                                      |  | <b>6-CYL. 225 ENG.; V-8 318 ENG.; V-8 361 ENG.; V-8 383 ENG.</b>                        |   | <b>6-CYL. 198 ENG.; 6-CYL. 225 ENG.; V-8 318 ENG.</b>       |      |
|                                      |  | Pump Complete Rebuilding Kit; W/Chrysler P.S. Pump; W/Hex or Slotted End Shaft; ☆D..... | 7900  | Pump Complete Rebuilding Kit; W/Chrysler P.S. Pump; ☆D..... | 8514 |
|                                      |  | Pump Complete Rebuilding Kit; W/Chrysler P.S. Pump; W/Plain End Shaft; ☆D.....          | 7899  | Pump Complete Rebuilding Kit; W/Saginaw P.S. Pump; ☆B.....  | 7910 |
|                                      | Pump Seal Kit; W/Chrysler P.S. Pump; W/Hex or Slotted End Shaft; ☆D.....                   | 7898  | Pump Seal Kit; W/Chrysler P.S. Pump; ☆D.....                | 8507  |      |
|                                      | Pump Seal Kit; W/Chrysler P.S. Pump; W/Plain End Shaft; ☆D.....                            | 7897  | Pump Seal Kit; W/Saginaw P.S. Pump; ☆B.....                 | 7918  |      |
|                                      | Pump Drive Shaft Seal Kit; W/Chrysler P.S. Pump; W/Plain End Shaft; ☆D.....                | 8710  | Pump Drive Shaft Seal Kit; W/Chrysler P.S. Pump; ☆D.....    | 8708  |      |
|                                      | Stg. Gear Complete Rebuilding Kit.....   | 8538  | Pump Drive Shaft Seal Kit; W/Saginaw P.S. Pump; ☆B.....     | 8709  |      |
|                                      | Stg. Gear Major Seal Kit.....  | 8513  | Stg. Gear Complete Rebuilding Kit.....                      | 8539  |      |
|                                      | Stg. Gear Input Shaft Seal Kit.....  | 8553  | Stg. Gear Major Seal Kit.....                               | 7895  |      |
|                                      | Stg. Gear Complete Pitman Shaft Seal Kit.....  | 8765  | Stg. Gear Input Shaft Seal Kit.....                         | 8553  |      |
|                                      | Stg. Gear Lower Pitman Shaft Seal Kit.....   | 8516  | Stg. Gear Complete Pitman Shaft Seal Kit.....               | 8759  |      |
|                                      | Control Valve Seal Kit.....  | 8518  | Stg. Gear Lower Pitman Shaft Seal Kit.....                  | 8517  |      |
|                                      |  |   | Control Valve Seal Kit.....                                 | 8518  |      |
|                                      | <b>1959</b>  |   | <b>1972-1971</b>  |   |      |
|                                      | <b>6-CYL. 230 ENG.; V-8 318 ENG.; V-8 361 ENG.</b>   |   | <b>6-CYL. 198 ENG.; 6-CYL. 225 ENG.; V-8 318 ENG.</b>       |   |      |
|                                      | Pump Complete Rebuilding Kit; W/Chrysler P.S. Pump; W/Hex or Slotted End Shaft; ☆D.....    | 7900  | Pump Complete Rebuilding Kit; W/Chrysler P.S. Pump; ☆D..... | 8514  |      |
|                                      | Pump Complete Rebuilding Kit; W/Chrysler P.S. Pump; W/Plain End Shaft; ☆D.....             | 7899  | Pump Complete Rebuilding Kit; W/Saginaw P.S. Pump; ☆B.....  | 7910  |      |
|                                      | Pump Seal Kit; W/Chrysler P.S. Pump; W/Hex or Slotted End Shaft; ☆D.....                   | 7898  | Pump Seal Kit; W/Chrysler P.S. Pump; ☆D.....                | 8507  |      |
|                                      | Pump Seal Kit; W/Chrysler P.S. Pump; W/Plain End Shaft; ☆D.....                            | 7897  | Pump Seal Kit; W/Saginaw P.S. Pump; ☆B.....                 | 7918  |      |
|                                      | Pump Drive Shaft Seal Kit; W/Chrysler P.S. Pump; W/Plain End Shaft; ☆D.....                | 8710  | Pump Drive Shaft Seal Kit; W/Chrysler P.S. Pump; ☆D.....    | 8708  |      |
|                                      | Stg. Gear Complete Rebuilding Kit.....   | 8538  | Pump Drive Shaft Seal Kit; W/Saginaw P.S. Pump; ☆B.....     | 8709  |      |
|                                      | Stg. Gear Major Seal Kit.....  | 8513  | Stg. Gear Complete Rebuilding Kit.....                      | 8539  |      |
|                                      | Stg. Gear Input Shaft Seal Kit.....  | 8553  | Stg. Gear Major Seal Kit.....                               | 7895  |      |
|                                      | Stg. Gear Complete Pitman Shaft Seal Kit.....  | 8765  | Stg. Gear Input Shaft Seal Kit.....                         | 8553  |      |
|                                      | Stg. Gear Lower Pitman Shaft Seal Kit.....   | 8516  | Stg. Gear Complete Pitman Shaft Seal Kit.....               | 8759  |      |
|                                      | Control Valve Seal Kit.....  | 8518  | Stg. Gear Lower Pitman Shaft Seal Kit.....                  | 8517  |      |
|                                      |  |   | Control Valve Seal Kit.....                                 | 8518  |      |
|                                      | <b>1958</b>  |   | <b>SCAMP PICKUP</b>   |   |      |
|                                      | <b>6-CYL. 230 ENG.; V-8 318 ENG.</b>   |   | <b>1983</b>   |   |      |
|                                      | Pump Complete Rebuilding Kit; W/Chrysler P.S. Pump; W/Hex or Slotted End Shaft; ☆D.....    | 7900  | <b>4-CYL. 2.2 L ENG.</b>                                    |   |      |
|                                      | Pump Complete Rebuilding Kit; W/Chrysler P.S. Pump; W/Plain End Shaft; ☆D.....             | 7899  | Pump Complete Rebuilding Kit.....                           | 7910  |      |
|                                      | Pump Seal Kit; W/Chrysler P.S. Pump; W/Hex or Slotted End Shaft; ☆D.....                   | 7898  | Pump Seal Kit.....  | 7918  |      |
|                                      | Pump Seal Kit; W/Chrysler P.S. Pump; W/Plain End Shaft; ☆D.....                            | 7897  | Pump Drive Shaft Seal Kit.....                              | 8709  |      |
|                                      | Pump Drive Shaft Seal Kit; W/Chrysler P.S. Pump; W/Plain End Shaft; ☆D.....                | 8710  | Rack & Pinion Seal Kit; W/Plastic Rack Bulkhead.....        | 8610  |      |
|                                      | Stg. Gear Complete Rebuilding Kit.....   | 8538  | Rack & Pinion Lower Pinion Bearing Kit.....                 | 8579  |      |
|                                      | Stg. Gear Major Seal Kit.....  | 8513  |   |   |      |
|                                      | Stg. Gear Input Shaft Seal Kit.....  | 8553  | <b>1991</b>   |   |      |
|                                      | Stg. Gear Complete Pitman Shaft Seal Kit.....  | 8765  | <b>4-CYL. 2.2 L ENG.; 4-CYL. 2.5 L ENG.</b>                 |   |      |
|                                      | Stg. Gear Lower Pitman Shaft Seal Kit.....   | 8516  | Pump Complete Rebuilding Kit.....                           | 7910  |      |
|                                      | Control Valve Seal Kit.....  | 8518  | Pump Seal Kit.....  | 7918  |      |
|                                      |  |   | Pump Drive Shaft Seal Kit.....                              | 8709  |      |
|                                      | <b>SCAMP</b>   |   | Rack & Pinion Seal Kit; W/Plastic Rack Bulkhead.....        | 8610  |      |
|                                      | <b>1976-1975</b>   |   | Rack & Pinion Lower Pinion Bearing Kit.....                 | 8579  |      |
|                                      | <b>6-CYL. 225 ENG.; V-8 318 ENG.</b>   |   |   |   |      |
|                                      | Pump Complete Rebuilding Kit; W/Chrysler P.S. Pump; ☆D.....                                | 8514  | <b>1990-1989</b>  |   |      |
|                                      | Pump Complete Rebuilding Kit; W/Saginaw P.S. Pump; ☆B.....                                 | 7910  | <b>4-CYL. 2.2 L ENG.; 4-CYL. 2.5 L ENG.</b>                 |   |      |
|                                      | Pump Seal Kit; W/Chrysler P.S. Pump; ☆D.....   | 8507  | Pump Complete Rebuilding Kit; W/Saginaw P.S. Pump; ☆B.....  | 7910  |      |
|                                      | Pump Seal Kit; W/Saginaw P.S. Pump; ☆B.....  | 7918  | Pump Seal Kit; W/Saginaw P.S. Pump; ☆B.....                 | 7918  |      |
|                                      | Pump Drive Shaft Seal Kit; W/Chrysler P.S. Pump; ☆D.....                                   | 8708  | Pump Seal Kit; W/ZF P.S. Pump.....                          | 8632  |      |
|                                      | Pump Drive Shaft Seal Kit; W/Saginaw P.S. Pump; ☆B.....                                    | 8709  | Pump Drive Shaft Seal Kit; W/Saginaw P.S. Pump; ☆B.....     | 8709  |      |
|                                      | Stg. Gear Complete Rebuilding Kit.....   | 8538  | Rack & Pinion Seal Kit; W/Plastic Rack Bulkhead.....        | 8610  |      |
|                                      | Stg. Gear Major Seal Kit.....  | 8513  | Rack & Pinion Lower Pinion Bearing Kit.....                 | 8579  |      |
|                                      | Stg. Gear Input Shaft Seal Kit.....  | 8553  |   |   |      |
|                                      | Stg. Gear Complete Pitman Shaft Seal Kit.....  | 8765  | <b>1988</b>   |   |      |
|                                      | Stg. Gear Lower Pitman Shaft Seal Kit.....   | 8516  | <b>4-CYL. 2.2 L ENG.; 4-CYL. 2.5 L ENG.</b>                 |   |      |
|                                      |  |   | Pump Complete Rebuilding Kit.....                           | 7910  |      |
|                                      |  |   | Pump Seal Kit.....  | 7918  |      |
|                                      |  |   | Pump Drive Shaft Seal Kit.....                              | 8709  |      |
|                                      |  |   | Rack & Pinion Seal Kit; W/Plastic Rack Bulkhead.....        | 8610  |      |
|                                      |  |   | Rack & Pinion Lower Pinion Bearing Kit.....                 | 8579  |      |
|                                      |  |   |   |   |      |
|                                      |  |   | <b>1987</b>   |   |      |
|                                      |  |   | <b>4-CYL. 2.2 L ENG.</b>                                    |   |      |
|                                      |  |   | Pump Complete Rebuilding Kit.....                           | 7910  |      |
|                                      |  |   | Pump Seal Kit.....  | 7918  |      |

☆ See Pages A14 - A15 For Pump or Gear Identification.

⊗ Packaged one bushing per box, order as required.



# Power Steering Repair Kits for Passenger Cars and Light Trucks

| Application  | Kit No. | Application   | Kit No. |
|--|---------|---|---------|
| <b>PLYMOUTH - Continued</b>  |         | <b>PLYMOUTH - Continued</b>   |         |
| <b>SUNDANCE - Continued</b>  |         | <b>VALIANT - Continued</b>  |         |
| <b>1987 - Continued</b>  |         | <b>1976 - Continued</b>   |         |
| <b>4-CYL. 2.2 L ENG. - Continued</b>   |         | <b>6-CYL. 225 ENG.; V-8 318 ENG.; V-8 360 ENG. - Continued</b>      |         |
| Pump Drive Shaft Seal Kit.....   | 8709    | Pump Complete Rebuilding Kit; W/Saginaw P.S. Pump; ☆B.....          | 7910    |
| Rack & Pinion Seal Kit; W/Plastic Rack Bulkhead.....                           | 8610    | Pump Seal Kit; W/Chrysler P.S. Pump; ☆D.....                        | 8507    |
| Rack & Pinion Lower Pinion Bearing Kit.....                                    | 8579    | Pump Seal Kit; W/Saginaw P.S. Pump; ☆B.....                         | 7918    |
| <b>TRAILDUSTER</b>   |         | Pump Drive Shaft Seal Kit; W/Chrysler P.S. Pump; ☆D.....            | 8708    |
| <b>1981</b>  |         | Pump Drive Shaft Seal Kit; W/Saginaw P.S. Pump; ☆B.....             | 8709    |
| <b>V-8 5.2 L ENG.; V-8 5.9 L ENG.</b>  |         | Stg. Gear Complete Rebuilding Kit.....                              | 8538    |
| Pump Complete Rebuilding Kit.....  | 7910    | Stg. Gear Major Seal Kit.....                                       | 8513    |
| Pump Seal Kit.....   | 7918    | Stg. Gear Input Shaft Seal Kit.....                                 | 8553    |
| Pump Drive Shaft Seal Kit.....   | 8709    | Stg. Gear Complete Pitman Shaft Seal Kit.....                       | 8765    |
| Stg. Gear Complete Rebuilding Kit.....   | 8524    | Stg. Gear Lower Pitman Shaft Seal Kit.....                          | 8516    |
| Stg. Gear Major Seal Kit.....  | 8523    | Control Valve Seal Kit.....   | 8518    |
| Stg. Gear Input Shaft Seal Kit.....  | 8525    | <b>1975</b>   |         |
| Stg. Gear Complete Pitman Shaft Seal Kit.....                                  | 8766    | <b>6-CYL. 225 ENG.; V-8 318 ENG.</b>                                |         |
| Stg. Gear Lower Pitman Shaft Seal Kit.....                                     | 7856    | Pump Complete Rebuilding Kit; W/Chrysler P.S. Pump; ☆D.....         | 8514    |
| <b>1980</b>  |         | Pump Complete Rebuilding Kit; W/Saginaw P.S. Pump; ☆B.....          | 7910    |
| <b>6-CYL. 3.7 L ENG.; V-8 5.2 L ENG.; V-8 5.9 L ENG.</b>                       |         | Pump Seal Kit; W/Chrysler P.S. Pump; ☆D.....                        | 8507    |
| Pump Complete Rebuilding Kit.....  | 7910    | Pump Seal Kit; W/Saginaw P.S. Pump; ☆B.....                         | 7918    |
| Pump Seal Kit.....   | 7918    | Pump Drive Shaft Seal Kit; W/Chrysler P.S. Pump; ☆D.....            | 8708    |
| Pump Drive Shaft Seal Kit.....   | 8709    | Pump Drive Shaft Seal Kit; W/Saginaw P.S. Pump; ☆B.....             | 8709    |
| Stg. Gear Complete Rebuilding Kit.....   | 8524    | Stg. Gear Complete Rebuilding Kit.....                              | 8538    |
| Stg. Gear Major Seal Kit.....  | 8523    | Stg. Gear Major Seal Kit.....                                       | 8513    |
| Stg. Gear Input Shaft Seal Kit.....  | 8525    | Stg. Gear Input Shaft Seal Kit.....                                 | 8553    |
| Stg. Gear Complete Pitman Shaft Seal Kit.....                                  | 8766    | Stg. Gear Complete Pitman Shaft Seal Kit.....                       | 8765    |
| Stg. Gear Lower Pitman Shaft Seal Kit.....                                     | 7856    | Stg. Gear Lower Pitman Shaft Seal Kit.....                          | 8516    |
| <b>1979</b>  |         | Control Valve Seal Kit.....   | 8518    |
| <b>6-CYL. 225 ENG.; V-8 318 ENG.; V-8 360 ENG.</b>                             |         | <b>1974</b>   |         |
| Pump Complete Rebuilding Kit.....  | 7910    | <b>6-CYL. 198 ENG.; 6-CYL. 225 ENG.; V-8 318 ENG.; V-8 360 ENG.</b> |         |
| Pump Seal Kit.....   | 7918    | Pump Complete Rebuilding Kit; W/Chrysler P.S. Pump; ☆D.....         | 8514    |
| Pump Drive Shaft Seal Kit.....   | 8709    | Pump Complete Rebuilding Kit; W/Saginaw P.S. Pump; ☆B.....          | 7910    |
| Stg. Gear Complete Rebuilding Kit.....   | 8524    | Pump Seal Kit; W/Chrysler P.S. Pump; ☆D.....                        | 8507    |
| Stg. Gear Major Seal Kit.....  | 8523    | Pump Seal Kit; W/Saginaw P.S. Pump; ☆B.....                         | 7918    |
| Stg. Gear Input Shaft Seal Kit.....  | 8525    | Pump Drive Shaft Seal Kit; W/Chrysler P.S. Pump; ☆D.....            | 8708    |
| Stg. Gear Complete Pitman Shaft Seal Kit.....                                  | 8766    | Pump Drive Shaft Seal Kit; W/Saginaw P.S. Pump; ☆B.....             | 8709    |
| Stg. Gear Lower Pitman Shaft Seal Kit.....                                     | 7856    | Stg. Gear Complete Rebuilding Kit.....                              | 8538    |
| <b>1978-1976</b>   |         | Stg. Gear Major Seal Kit.....                                       | 8513    |
| <b>6-CYL. 225 ENG.; V-8 318 ENG.; V-8 360 ENG.; V-8 400 ENG.; V-8 440 ENG.</b> |         | Stg. Gear Input Shaft Seal Kit.....                                 | 8553    |
| Pump Complete Rebuilding Kit.....  | 7910    | Stg. Gear Complete Pitman Shaft Seal Kit.....                       | 8765    |
| Pump Seal Kit.....   | 7918    | Stg. Gear Lower Pitman Shaft Seal Kit.....                          | 8516    |
| Pump Drive Shaft Seal Kit.....   | 8709    | Control Valve Seal Kit.....   | 8518    |
| Stg. Gear Complete Rebuilding Kit.....   | 7857    | <b>1973</b>   |         |
| Stg. Gear Major Seal Kit.....  | 7859    | <b>6-CYL. 198 ENG.; 6-CYL. 225 ENG.; V-8 318 ENG.</b>               |         |
| Stg. Gear Input Shaft Seal Kit.....  | 7095    | Pump Complete Rebuilding Kit; W/Chrysler P.S. Pump; ☆D.....         | 8514    |
| Stg. Gear Complete Pitman Shaft Seal Kit.....                                  | 8766    | Pump Complete Rebuilding Kit; W/Saginaw P.S. Pump; ☆B.....          | 7910    |
| Stg. Gear Lower Pitman Shaft Seal Kit.....                                     | 7856    | Pump Seal Kit; W/Chrysler P.S. Pump; ☆D.....                        | 8507    |
| <b>1975</b>  |         | Pump Seal Kit; W/Saginaw P.S. Pump; ☆B.....                         | 7918    |
| <b>6-CYL. 225 ENG.; V-8 318 ENG.; V-8 360 ENG.; V-8 440 ENG.</b>               |         | Pump Drive Shaft Seal Kit; W/Chrysler P.S. Pump; ☆D.....            | 8708    |
| Pump Complete Rebuilding Kit.....  | 7910    | Pump Drive Shaft Seal Kit; W/Saginaw P.S. Pump; ☆B.....             | 8709    |
| Pump Seal Kit.....   | 7918    | Stg. Gear Complete Rebuilding Kit.....                              | 8538    |
| Pump Drive Shaft Seal Kit.....   | 8709    | Stg. Gear Major Seal Kit.....                                       | 8513    |
| Stg. Gear Complete Rebuilding Kit.....   | 7857    | Stg. Gear Input Shaft Seal Kit.....                                 | 8553    |
| Stg. Gear Major Seal Kit.....  | 7859    | Stg. Gear Complete Pitman Shaft Seal Kit.....                       | 8765    |
| Stg. Gear Input Shaft Seal Kit.....  | 7095    | Stg. Gear Lower Pitman Shaft Seal Kit.....                          | 8516    |
| Stg. Gear Complete Pitman Shaft Seal Kit.....                                  | 8766    | Control Valve Seal Kit.....   | 8518    |
| Stg. Gear Lower Pitman Shaft Seal Kit.....                                     | 7856    | <b>1972-1970</b>  |         |
| <b>1974</b>  |         | <b>6-CYL. 198 ENG.; 6-CYL. 225 ENG.; V-8 318 ENG.</b>               |         |
| <b>6-CYL. 225 ENG.; V-8 318 ENG.; V-8 360 ENG.; V-8 400 ENG.; V-8 440 ENG.</b> |         | Pump Complete Rebuilding Kit; W/Chrysler P.S. Pump; ☆D.....         | 8514    |
| Pump Complete Rebuilding Kit.....  | 7910    | Pump Complete Rebuilding Kit; W/Saginaw P.S. Pump; ☆B.....          | 7910    |
| Pump Seal Kit.....   | 7918    | Pump Seal Kit; W/Chrysler P.S. Pump; ☆D.....                        | 8507    |
| Pump Drive Shaft Seal Kit.....   | 8709    | Pump Seal Kit; W/Saginaw P.S. Pump; ☆B.....                         | 7918    |
| Stg. Gear Complete Rebuilding Kit.....   | 7857    | Pump Drive Shaft Seal Kit; W/Chrysler P.S. Pump; ☆D.....            | 8708    |
| Stg. Gear Major Seal Kit.....  | 7859    | Pump Drive Shaft Seal Kit; W/Saginaw P.S. Pump; ☆B.....             | 8709    |
| Stg. Gear Input Shaft Seal Kit.....  | 7095    | Stg. Gear Complete Rebuilding Kit.....                              | 8539    |
| Stg. Gear Complete Pitman Shaft Seal Kit.....                                  | 8766    | Stg. Gear Major Seal Kit.....                                       | 7895    |
| Stg. Gear Lower Pitman Shaft Seal Kit.....                                     | 7856    | Stg. Gear Input Shaft Seal Kit.....                                 | 8553    |
| <b>VALIANT</b>   |         | Stg. Gear Complete Pitman Shaft Seal Kit.....                       | 8759    |
| <b>1976</b>  |         | Stg. Gear Lower Pitman Shaft Seal Kit.....                          | 8517    |
| <b>6-CYL. 225 ENG.; V-8 318 ENG.; V-8 360 ENG.</b>                             |         | Control Valve Seal Kit.....   | 8518    |
| Pump Complete Rebuilding Kit; W/Chrysler P.S. Pump; ☆D.....                    | 8514    | <b>1969</b>   |         |

☆ See Pages A14 - A15 For Pump or Gear Identification.

☛ Packaged one bushing per box, order as required.

SYSTEM  
PUMP &  
GEAR  
IDENT.

SYSTEM &  
COM-  
PONENT  
IDENT.

PASS.  
CARS

LIGHT  
TRUCKS

MEDIUM/  
HEAVY  
TRUCKS

BUSES

HOSE  
NUMER-  
ICAL

REPAIR  
KITS

KIT  
NUMER-  
ICAL

ILLUSTRATIONS



# Power Steering Repair Kits for Passenger Cars and Light Trucks

|   | Application   | Kit No.  | Application  | Kit No.  |      |      |
|---|---|--|--|--|------|------|
| <b>SYSTEM PUMP &amp; GEAR IDENT.</b>                        | <b>PLYMOUTH - Continued</b>   |  | <b>PLYMOUTH - Continued</b>  |  |      |      |
|   | <b>VALIANT - Continued</b>  |  | <b>VOLARE - Continued</b>  |  |      |      |
|   | <b>1969 - Continued</b>   |  | <b>1979-1976 - Continued</b>   |  |      |      |
|   | <b>6-CYL. 170 ENG.; 6-CYL. 225 ENG.; V-8 273 ENG.; V-8 318 ENG. - Continued</b> |  | <b>6-CYL. 225 ENG.; V-8 318 ENG.; V-8 360 ENG. - Continued</b>                 |  |      |      |
|   |   | Pump Seal Kit; W/Saginaw P.S. Pump; ☆B.....                          | 7918   | Pump Complete Rebuilding Kit; W/Saginaw P.S. Pump; ☆B..... | 7910 |      |
|   |   | Pump Drive Shaft Seal Kit; W/Chrysler P.S. Pump; ☆D.....             | 8708   | Pump Seal Kit; W/Chrysler P.S. Pump; ☆D.....               | 8507 |      |
|   |   | Pump Drive Shaft Seal Kit; W/Saginaw P.S. Pump; ☆B.....              | 8709   | Pump Seal Kit; W/Saginaw P.S. Pump; ☆B.....                | 7918 |      |
|   |   | Stg. Gear Complete Rebuilding Kit.....                               | 8539   | Pump Drive Shaft Seal Kit; W/Chrysler P.S. Pump; ☆D.....   | 8708 |      |
|   |   | Stg. Gear Major Seal Kit.....  | 7895   | Pump Drive Shaft Seal Kit; W/Saginaw P.S. Pump; ☆B.....    | 8709 |      |
|   |   | Stg. Gear Input Shaft Seal Kit.....                                  | 8553   | Stg. Gear Complete Rebuilding Kit.....                     | 8538 |      |
| <b>SYSTEM &amp; COMPONENT IDENT.</b>                        |   | Stg. Gear Complete Pitman Shaft Seal Kit.....                        | 8759   | Stg. Gear Major Seal Kit.....                              | 8513 |      |
|   |   | Stg. Gear Lower Pitman Shaft Seal Kit.....                           | 8517   | Stg. Gear Input Shaft Seal Kit.....                        | 8553 |      |
|   |   | Control Valve Seal Kit.....  | 8518   | Stg. Gear Complete Pitman Shaft Seal Kit.....              | 8765 |      |
|   |   |  |  | Stg. Gear Lower Pitman Shaft Seal Kit.....                 | 8516 |      |
|   |   |  |  | Control Valve Seal Kit.....                                | 8518 |      |
|   | <b>PASS. CARS</b>   | <b>1968</b>  |  | <b>VOYAGER</b>   |      |      |
|   |   | <b>6-CYL. 170 ENG.; 6-CYL. 225 ENG.; V-8 273 ENG.; V-8 318 ENG.</b>  |  | <b>1995-1991</b>   |      |      |
|   |   | Pump Complete Rebuilding Kit.....                                    | 7899   | <b>4-CYL. 2.5 L ENG.; V-6 3.0 L ENG.; V-6 3.3 L ENG.</b>   |      |      |
|   |   | Pump Seal Kit.....   | 7897   | Pump Complete Rebuilding Kit.....                          |      | 7910 |
|   |   | Pump Drive Shaft Seal Kit.....                                       | 8710   | Pump Seal Kit.....   |      | 7918 |
| Stg. Gear Complete Rebuilding Kit.....                      |   | 8539   | Pump Drive Shaft Seal Kit.....   |  | 8709 |      |
| Stg. Gear Major Seal Kit.....                               |   | 7895   | Rack & Pinion Seal Kit; W/Plastic Rack Bulkhead.....                           |  | 8610 |      |
| Stg. Gear Input Shaft Seal Kit.....                         |   | 8553   | Rack & Pinion Lower Pinion Bearing Kit.....                                    |  | 8579 |      |
| Stg. Gear Complete Pitman Shaft Seal Kit.....               |   | 8759   | <b>1990-1988</b>   |  |      |      |
| Stg. Gear Lower Pitman Shaft Seal Kit.....                  |   | 8517   | <b>4-CYL. 2.5 L ENG.; V-6 3.0 L ENG.</b>                                       |  |      |      |
| Control Valve Seal Kit.....                                 | 8518  | Pump Complete Rebuilding Kit.....                                    |  | 7910   |      |      |
| <b>LIGHT TRUCKS</b>   | <b>1967-1964</b>  |  | Pump Seal Kit.....   |  | 7918 |      |
|   | <b>6-CYL. 170 ENG.; 6-CYL. 225 ENG.; V-8 273 ENG.</b>                           |  | Pump Drive Shaft Seal Kit.....   |  | 8709 |      |
|   | Pump Complete Rebuilding Kit.....   | 7899   | Rack & Pinion Seal Kit; W/Plastic Rack Bulkhead.....                           |  | 8610 |      |
|   | Pump Seal Kit.....  | 7897   | Rack & Pinion Lower Pinion Bearing Kit.....                                    |  | 8579 |      |
|   | Pump Drive Shaft Seal Kit.....  | 8710   | <b>1987</b>  |  |      |      |
|   | Stg. Gear Complete Rebuilding Kit.....  | 8539   | <b>4-CYL. 2.2 L ENG.; 4-CYL. 2.5 L ENG.; 4-CYL. 2.6 L ENG.; V-6 3.0 L ENG.</b> |  |      |      |
|   | Stg. Gear Major Seal Kit.....   | 7895   | Pump Complete Rebuilding Kit.....  |  | 7910 |      |
|   | Stg. Gear Input Shaft Seal Kit.....   | 8553   | Pump Seal Kit.....   |  | 7918 |      |
|   | Stg. Gear Complete Pitman Shaft Seal Kit.....                                   | 8759   | Pump Drive Shaft Seal Kit.....   |  | 8709 |      |
|   | Stg. Gear Lower Pitman Shaft Seal Kit.....                                      | 8517   | Rack & Pinion Seal Kit; W/Plastic Rack Bulkhead.....                           |  | 8610 |      |
| Control Valve Seal Kit.....                                 | 8518  | Rack & Pinion Lower Pinion Bearing Kit.....                          |  | 8579   |      |      |
| <b>MEDIUM/HEAVY TRUCKS</b>                                  | <b>1963-1962</b>  |  | <b>1986-1984</b>   |  |      |      |
|   | <b>6-CYL. 170 ENG.; 6-CYL. 225 ENG.</b>   |  | <b>4-CYL. 2.2 L ENG.; 4-CYL. 2.6 L ENG.</b>                                    |  |      |      |
|   | Pump Complete Rebuilding Kit.....   | 7899   | Pump Complete Rebuilding Kit.....  |  | 7910 |      |
|   | Pump Seal Kit.....  | 7897   | Pump Seal Kit.....   |  | 7918 |      |
|   | Pump Drive Shaft Seal Kit.....  | 8710   | Pump Drive Shaft Seal Kit.....   |  | 8709 |      |
|   | Stg. Gear Complete Rebuilding Kit.....  | 8539   | Rack & Pinion Seal Kit; W/Plastic Rack Bulkhead.....                           |  | 8610 |      |
|   | Stg. Gear Major Seal Kit.....   | 7895   | Rack & Pinion Lower Pinion Bearing Kit.....                                    |  | 8579 |      |
|   | Stg. Gear Input Shaft Seal Kit.....   | 8553   | <b>1987</b>  |  |      |      |
|   | Stg. Gear Complete Pitman Shaft Seal Kit.....                                   | 8759   | <b>4-CYL. 1.6 L ENG. (CANADA)</b>  |  |      |      |
|   | Stg. Gear Lower Pitman Shaft Seal Kit.....                                      | 8517   | Pump Complete Rebuilding Kit.....  |  | 8630 |      |
| Control Valve Seal Kit.....                                 | 8518  | Pump Seal Kit.....   |  | 8631   |      |      |
| <b>BUSES</b>  | <b>1961</b>   |  | Pump Drive Shaft Seal Kit.....   |  | 8709 |      |
|   | <b>6-CYL. 170 ENG.; 6-CYL. 225 ENG.</b>   |  | Rack & Pinion Seal Kit; W/Plastic Rack Bulkhead.....                           |  | 8610 |      |
|   | Pump Complete Rebuilding Kit.....   | 7899   | Rack & Pinion Lower Pinion Bearing Kit.....                                    |  | 8579 |      |
|   | Pump Seal Kit.....  | 7897   | <b>1986-1984</b>   |  |      |      |
|   | Pump Drive Shaft Seal Kit.....  | 8710   | <b>4-CYL. 2.2 L ENG.; 4-CYL. 2.6 L ENG.</b>                                    |  |      |      |
|   | Stg. Gear Complete Rebuilding Kit.....  | 8539   | Pump Complete Rebuilding Kit.....  |  | 7910 |      |
|   | Stg. Gear Major Seal Kit.....   | 7895   | Pump Seal Kit.....   |  | 7918 |      |
|   | Stg. Gear Input Shaft Seal Kit.....   | 8553   | Pump Drive Shaft Seal Kit.....   |  | 8709 |      |
|   | Stg. Gear Complete Pitman Shaft Seal Kit.....                                   | 8759   | Rack & Pinion Seal Kit; W/Plastic Rack Bulkhead.....                           |  | 8610 |      |
|   | Stg. Gear Lower Pitman Shaft Seal Kit.....                                      | 8517   | Rack & Pinion Lower Pinion Bearing Kit.....                                    |  | 8579 |      |
| Control Valve Seal Kit.....                                 | 8518  | <b>PONTIAC</b>   |  |  |      |      |
| <b>HOSE NUMERICAL</b>                                       | <b>1960</b>   |  | <b>ACADIAN</b>   |  |      |      |
|   | <b>6-CYL. 170 ENG.</b>  |  | <b>1987</b>  |  |      |      |
|   | Pump Complete Rebuilding Kit.....   | 7899   | <b>4-CYL. 1.6 L ENG. (CANADA)</b>  |  |      |      |
|   | Pump Seal Kit.....  | 7897   | Pump Complete Rebuilding Kit.....  |  | 8630 |      |
|   | Pump Drive Shaft Seal Kit.....  | 8710   | Pump Seal Kit.....   |  | 8631 |      |
|   | Control Valve Seal Kit.....   | 8518   | Pump Drive Shaft Seal Kit.....   |  | 8709 |      |
|   | <b>1960</b>   |  | Rack & Pinion Seal Kit.....  |  | 8584 |      |
|   | <b>6-CYL. 170 ENG.</b>  |  | Rack & Pinion Upper Pinion Bearing Kit.....                                    |  | 8571 |      |
|   | Pump Complete Rebuilding Kit.....   | 7899   | Rack & Pinion Lower Pinion Bearing Kit.....                                    |  | 8572 |      |
|   | Pump Seal Kit.....  | 7897   | <b>1986-1984</b>   |  |      |      |
| Pump Drive Shaft Seal Kit.....                              | 8710  | <b>4-CYL. 1.6 L ENG. (CANADA); 4-CYL. 1.8 L DIESEL ENG. (CANADA)</b> |  |  |      |      |
| Control Valve Seal Kit.....                                 | 8518  | Pump Complete Rebuilding Kit.....                                    |  | 8630   |      |      |
| <b>REPAIR KITS</b>  | <b>1960</b>   |  | Pump Seal Kit.....   |  | 8631 |      |
|   | <b>6-CYL. 170 ENG.</b>  |  | Pump Drive Shaft Seal Kit.....   |  | 8709 |      |
|   | Pump Complete Rebuilding Kit.....   | 7899   | Rack & Pinion Seal Kit.....  |  | 8584 |      |
|   | Pump Seal Kit.....  | 7897   | Rack & Pinion Upper Pinion Bearing Kit.....                                    |  | 8571 |      |
|   | Pump Drive Shaft Seal Kit.....  | 8710   | Rack & Pinion Lower Pinion Bearing Kit.....                                    |  | 8572 |      |
|   | Control Valve Seal Kit.....   | 8518   | <b>1986-1984</b>   |  |      |      |
|   | <b>1960</b>   |  | <b>4-CYL. 1.6 L ENG. (CANADA); 4-CYL. 1.8 L DIESEL ENG. (CANADA)</b>           |  |      |      |
|   | <b>6-CYL. 170 ENG.</b>  |  | Pump Complete Rebuilding Kit.....  |  | 8630 |      |
|   | Pump Complete Rebuilding Kit.....   | 7910   | Pump Seal Kit.....   |  | 8631 |      |
|   | Pump Seal Kit.....  | 7918   | Pump Drive Shaft Seal Kit.....   |  | 8709 |      |
| Pump Drive Shaft Seal Kit.....                              | 8709  | Rack & Pinion Seal Kit.....  |  | 8584   |      |      |
| Stg. Gear Complete Rebuilding Kit.....                      | 8538  | Rack & Pinion Upper Pinion Bearing Kit.....                          |  | 8571   |      |      |
| Stg. Gear Major Seal Kit.....                               | 8513  | Rack & Pinion Lower Pinion Bearing Kit.....                          |  | 8572   |      |      |
| Stg. Gear Input Shaft Seal Kit.....                         | 8553  | <b>1983-1981</b>   |  |  |      |      |
| Stg. Gear Complete Pitman Shaft Seal Kit.....               | 8765  | <b>4-CYL. 1.6 L ENG. (CANADA); 4-CYL. 1.8 L DIESEL ENG. (CANADA)</b> |  |  |      |      |
| Stg. Gear Lower Pitman Shaft Seal Kit.....                  | 8516  | Pump Complete Rebuilding Kit.....                                    |  | 8630   |      |      |
| Control Valve Seal Kit.....                                 | 8518  | Pump Seal Kit.....   |  | 8631   |      |      |
| <b>1979-1976</b>  |   | Pump Drive Shaft Seal Kit.....                                       |  | 8709   |      |      |
| <b>6-CYL. 225 ENG.; V-8 318 ENG.; V-8 360 ENG.</b>          |   | Rack & Pinion Seal Kit.....  |  | 8609   |      |      |
| Pump Complete Rebuilding Kit; W/Chrysler P.S. Pump; ☆D..... | 8514  | Rack & Pinion Upper Pinion Bearing Kit.....                          |  | 8571   |      |      |

☆ See Pages A14 - A15 For Pump or Gear Identification.

⊗ Packaged one bushing per box, order as required.

# Power Steering Repair Kits for Passenger Cars and Light Trucks

| Application   | Kit No. | Application  | Kit No. |
|---|---------|--|---------|
| <b>PONTIAC - Continued</b>  |         | <b>PONTIAC - Continued</b>   |         |
| <b>ACADIAN - Continued</b>  |         | <b>ACADIAN - Continued</b>   |         |
| <b>1983-1981 - Continued</b>  |         | <b>1963-1962</b>   |         |
| <b>4-CYL. 1.6 L ENG. (CANADA); 4-CYL. 1.8 L DIESEL ENG. (CANADA) - Continued</b>  |         | <b>4-CYL. 153 (CANADA) ENG.; 6-CYL. 194 (CANADA) ENG.</b>              |         |
| Rack & Pinion Lower Pinion Bearing Kit.....   | 8572    | Pump Complete Rebuilding Kit.....                                      | 7910    |
| <b>1971</b>   |         | Pump Seal Kit.....   | 7918    |
| <b>6-CYL. 250 (CANADA) ENG.; V-8 307 (CANADA) ENG.; V-8 350 (CANADA) ENG.</b>   |         | Pump Drive Shaft Seal Kit.....   | 8709    |
| Pump Complete Rebuilding Kit.....   | 7910    | Stg. Gear Complete Rebuilding Kit.....                                 | 7858    |
| Pump Seal Kit.....  | 7918    | Stg. Gear Major Seal Kit.....  | 7860    |
| Pump Drive Shaft Seal Kit.....  | 8709    | Stg. Gear Input Shaft Seal Kit.....                                    | 7095    |
| Stg. Gear Complete Rebuilding Kit.....  | 7858    | Stg. Gear Complete Pitman Shaft Seal Kit.....                          | 8766    |
| Stg. Gear Major Seal Kit.....   | 7860    | Stg. Gear Lower Pitman Shaft Seal Kit.....                             | 7856    |
| Stg. Gear Input Shaft Seal Kit.....   | 7095    | <b>ASTRE</b>   |         |
| Stg. Gear Complete Pitman Shaft Seal Kit.....   | 8766    | <b>1977</b>  |         |
| Stg. Gear Lower Pitman Shaft Seal Kit.....  | 7856    | <b>4-CYL. 140 ENG.; 4-CYL. 151 ENG.</b>                                |         |
| <b>1970</b>   |         | Pump Complete Rebuilding Kit.....                                      | 7910    |
| <b>4-CYL. 153 (CANADA) ENG.; 6-CYL. 230 (CANADA) ENG.; 6-CYL. 250 (CANADA) ENG.; V-8 307 (CANADA) ENG.; V-8 350 (CANADA) ENG.</b>                           |         | Pump Seal Kit.....   | 7918    |
| Pump Complete Rebuilding Kit.....   | 7910    | Pump Drive Shaft Seal Kit.....   | 8709    |
| Pump Seal Kit.....  | 7918    | Stg. Gear Complete Rebuilding Kit; W/4-Bolt Gear Housing.....          | 7858    |
| Pump Drive Shaft Seal Kit.....  | 8709    | Stg. Gear Complete Rebuilding Kit; W/Ring Retained Housing.....        | 8529    |
| Stg. Gear Complete Rebuilding Kit.....  | 7858    | Stg. Gear Major Seal Kit; W/4-Bolt Gear Housing.....                   | 7860    |
| Stg. Gear Major Seal Kit.....   | 7860    | Stg. Gear Major Seal Kit; W/Ring Retained Housing.....                 | 8528    |
| Stg. Gear Input Shaft Seal Kit.....   | 7095    | Stg. Gear Input Shaft Seal Kit.....                                    | 7095    |
| Stg. Gear Complete Pitman Shaft Seal Kit.....   | 8766    | Stg. Gear Complete Pitman Shaft Seal Kit; W/4-Bolt Gear Housing.....   | 8766    |
| Stg. Gear Lower Pitman Shaft Seal Kit.....  | 7856    | Stg. Gear Complete Pitman Shaft Seal Kit; W/Ring Retained Housing..... | 8767    |
| <b>1969-1968</b>  |         | Stg. Gear Lower Pitman Shaft Seal Kit; W/4-Bolt Gear Housing.....      | 7856    |
| <b>4-CYL. 153 (CANADA) ENG.; 6-CYL. 230 (CANADA) ENG.; 6-CYL. 250 (CANADA) ENG.; V-8 307 (CANADA) ENG.; V-8 327 (CANADA) ENG.; V-8 350 (CANADA) ENG.</b>    |         | Stg. Gear Lower Pitman Shaft Seal Kit; W/Ring Retained Housing.....    | 8530    |
| Pump Complete Rebuilding Kit.....   | 7910    | <b>1976-1975</b>   |         |
| Pump Seal Kit.....  | 7918    | <b>4-CYL. 140 ENG.</b>   |         |
| Pump Drive Shaft Seal Kit.....  | 8709    | Pump Complete Rebuilding Kit.....                                      | 7910    |
| Stg. Gear Complete Rebuilding Kit.....  | 7858    | Pump Seal Kit.....   | 7918    |
| Stg. Gear Major Seal Kit.....   | 7860    | Pump Drive Shaft Seal Kit.....   | 8709    |
| Stg. Gear Input Shaft Seal Kit.....   | 7095    | Stg. Gear Complete Rebuilding Kit; W/4-Bolt Gear Housing.....          | 7858    |
| Stg. Gear Complete Pitman Shaft Seal Kit.....   | 8766    | Stg. Gear Complete Rebuilding Kit; W/Ring Retained Housing.....        | 8529    |
| Stg. Gear Lower Pitman Shaft Seal Kit.....  | 7856    | Stg. Gear Major Seal Kit; W/4-Bolt Gear Housing.....                   | 7860    |
| <b>1967</b>   |         | Stg. Gear Major Seal Kit; W/Ring Retained Housing.....                 | 8528    |
| <b>4-CYL. 153 (CANADA) ENG.; 6-CYL. 194 (CANADA) ENG.; 6-CYL. 230 (CANADA) ENG.; 6-CYL. 250 (CANADA) ENG.; V-8 283 (CANADA) ENG.; V-8 327 (CANADA) ENG.</b> |         | Stg. Gear Input Shaft Seal Kit.....                                    | 7095    |
| Pump Complete Rebuilding Kit.....   | 7910    | Stg. Gear Complete Pitman Shaft Seal Kit; W/4-Bolt Gear Housing.....   | 8766    |
| Pump Seal Kit.....  | 7918    | Stg. Gear Complete Pitman Shaft Seal Kit; W/Ring Retained Housing..... | 8767    |
| Pump Drive Shaft Seal Kit.....  | 8709    | Stg. Gear Lower Pitman Shaft Seal Kit; W/4-Bolt Gear Housing.....      | 7856    |
| Stg. Gear Complete Rebuilding Kit.....  | 7858    | Stg. Gear Lower Pitman Shaft Seal Kit; W/Ring Retained Housing.....    | 8530    |
| Stg. Gear Major Seal Kit.....   | 7860    | <b>1974-1973</b>   |         |
| Stg. Gear Input Shaft Seal Kit.....   | 7095    | <b>4-CYL. 140 (CANADA) ENG.</b>  |         |
| Stg. Gear Complete Pitman Shaft Seal Kit.....   | 8766    | Pump Complete Rebuilding Kit.....                                      | 7910    |
| Stg. Gear Lower Pitman Shaft Seal Kit.....  | 7856    | Pump Seal Kit.....   | 7918    |
| <b>1966-1965</b>  |         | Pump Drive Shaft Seal Kit.....   | 8709    |
| <b>4-CYL. 153 (CANADA) ENG.; 6-CYL. 194 (CANADA) ENG.; 6-CYL. 230 (CANADA) ENG.; V-8 283 (CANADA) ENG.; V-8 327 (CANADA) ENG.</b>                           |         | Stg. Gear Complete Rebuilding Kit.....                                 | 7858    |
| Pump Complete Rebuilding Kit.....   | 7910    | Stg. Gear Major Seal Kit.....  | 7860    |
| Pump Seal Kit.....  | 7918    | Stg. Gear Input Shaft Seal Kit.....                                    | 7095    |
| Pump Drive Shaft Seal Kit.....  | 8709    | Stg. Gear Complete Pitman Shaft Seal Kit.....                          | 8766    |
| Stg. Gear Complete Rebuilding Kit.....  | 7858    | Stg. Gear Lower Pitman Shaft Seal Kit.....                             | 7856    |
| Stg. Gear Major Seal Kit.....   | 7860    | <b>BONNEVILLE</b>  |         |
| Stg. Gear Input Shaft Seal Kit.....   | 7095    | <b>1995-1992</b>   |         |
| Stg. Gear Complete Pitman Shaft Seal Kit.....   | 8766    | <b>V-6 3.8 L ENG.</b>  |         |
| Stg. Gear Lower Pitman Shaft Seal Kit.....  | 7856    | Pump Seal Kit; W/Electronic Variable Assist.....                       | 8793    |
| <b>1964</b>   |         | Pump Seal Kit; W/O Electronic Variable Assist.....                     | 8624    |
| <b>4-CYL. 153 (CANADA) ENG.; 6-CYL. 194 (CANADA) ENG.; 6-CYL. 230 (CANADA) ENG.; V-8 283 (CANADA) ENG.</b>  |         | Pump Drive Shaft Seal Kit.....   | 8709    |
| Pump Complete Rebuilding Kit.....   | 7910    | Rack & Pinion Seal Kit.....  | 8785    |
| Pump Seal Kit.....  | 7918    | Rack & Pinion Upper Pinion Bearing Kit.....                            | 8571    |
| Pump Drive Shaft Seal Kit.....  | 8709    | Rack & Pinion Lower Pinion Bearing Kit.....                            | 8572    |
| Stg. Gear Complete Rebuilding Kit.....  | 7858    | <b>1991-1987</b>   |         |
| Stg. Gear Major Seal Kit.....   | 7860    | <b>V-6 3.8 L ENG.</b>  |         |
| Stg. Gear Input Shaft Seal Kit.....   | 7095    | Pump Complete Rebuilding Kit.....                                      | 8561    |
| Stg. Gear Complete Pitman Shaft Seal Kit.....   | 8766    | Pump Seal Kit.....   | 8554    |
| Stg. Gear Lower Pitman Shaft Seal Kit.....  | 7856    | Pump Drive Shaft Seal Kit.....   | 8712    |
| <b>1963</b>   |         | Rack & Pinion Seal Kit.....  | 8580    |
| <b>4-CYL. 153 (CANADA) ENG.; 6-CYL. 194 (CANADA) ENG.; 6-CYL. 230 (CANADA) ENG.; V-8 283 (CANADA) ENG.</b>  |         | Rack & Pinion Upper Pinion Bearing Kit.....                            | 8571    |
| Pump Complete Rebuilding Kit.....   | 7910    | Rack & Pinion Lower Pinion Bearing Kit.....                            | 8572    |
| Pump Seal Kit.....  | 7918    | <b>1986</b>  |         |
| Pump Drive Shaft Seal Kit.....  | 8709    | <b>V-6 3.8 L ENG.; V-6 4.3 L ENG.; V-8 5.0 L ENG.</b>                  |         |
| Stg. Gear Complete Rebuilding Kit.....  | 7858    | Pump Complete Rebuilding Kit.....                                      | 7910    |
| Stg. Gear Major Seal Kit.....   | 7860    | Pump Seal Kit.....   | 7918    |
| Stg. Gear Input Shaft Seal Kit.....   | 7095    | Pump Drive Shaft Seal Kit.....   | 8709    |
| Stg. Gear Complete Pitman Shaft Seal Kit.....   | 8766    |  |         |
| Stg. Gear Lower Pitman Shaft Seal Kit.....  | 7856    |  |         |

☆ See Pages A14 - A15 For Pump or Gear Identification.

⊗ Packaged one bushing per box, order as required.

**SYSTEM PUMP & GEAR IDENT.**

**SYSTEM & COMPONENT IDENT.**

**PASS. CARS**

**LIGHT TRUCKS**

**MEDIUM/HEAVY TRUCKS**

**BUSES**

**HOSE NUMERICAL**

**REPAIR KITS**

**KIT NUMERICAL**

**ILLUSTRATIONS**

# Power Steering Repair Kits for Passenger Cars and Light Trucks

|                                      | Application  | Kit No.                                       | Application   | Kit No. |
|--------------------------------------|--|---|---|---------|
| <b>SYSTEM PUMP &amp; GEAR IDENT.</b> | <b>PONTIAC - Continued</b>   |   | <b>PONTIAC - Continued</b>  |         |
|                                      | <b>BONNEVILLE - Continued</b>  |   | <b>BONNEVILLE - Continued</b>   |         |
|                                      | <b>1986 - Continued</b>  |   | <b>1978 - Continued</b>   |         |
|                                      | <b>V-6 3.8 L ENG.; V-6 4.3 L ENG.; V-8 5.0 L ENG. - Continued</b>                            |   | <b>V-8 301 ENG.; V-8 350 ENG.; V-8 400 ENG.; V-8 403 ENG.</b>               |         |
|                                      |  |   | - Continued   |         |
| <b>SYSTEM &amp; COMPONENT IDENT.</b> |  | Stg. Gear Complete Rebuilding Kit.....        | Stg. Gear Complete Rebuilding Kit.....                                      | 7858    |
|                                      |  | Stg. Gear Major Seal Kit.....                 | Stg. Gear Major Seal Kit.....   | 7860    |
|                                      |  | Stg. Gear Input Shaft Seal Kit.....           | Stg. Gear Input Shaft Seal Kit.....   | 7095    |
|                                      |  | Stg. Gear Complete Pitman Shaft Seal Kit..... | Stg. Gear Complete Pitman Shaft Seal Kit.....                               | 8766    |
|                                      |  | Stg. Gear Lower Pitman Shaft Seal Kit.....    | Stg. Gear Lower Pitman Shaft Seal Kit.....                                  | 7856    |
|                                      | <b>1985</b>  |   | <b>1977</b>   |         |
|                                      | <b>V-6 3.8 L ENG.; V-8 5.0 L ENG.</b>  |   | <b>V-8 301 ENG.; V-8 305 ENG.; V-8 350 ENG.; V-8 400 ENG.; V-8 403 ENG.</b> |         |
|                                      |  | Pump Complete Rebuilding Kit.....             | Pump Complete Rebuilding Kit.....   | 7910    |
|                                      |  | Pump Seal Kit.....                            | Pump Seal Kit.....  | 7918    |
|                                      |  | Pump Drive Shaft Seal Kit.....                | Pump Drive Shaft Seal Kit.....  | 8709    |
| <b>PASS. CARS</b>                    |  | Stg. Gear Complete Rebuilding Kit.....        | Stg. Gear Complete Rebuilding Kit.....                                      | 7858    |
|                                      |  | Stg. Gear Major Seal Kit.....                 | Stg. Gear Major Seal Kit.....   | 7860    |
|                                      |  | Stg. Gear Input Shaft Seal Kit.....           | Stg. Gear Input Shaft Seal Kit.....   | 7095    |
|                                      |  | Stg. Gear Complete Pitman Shaft Seal Kit..... | Stg. Gear Complete Pitman Shaft Seal Kit.....                               | 8766    |
|                                      |  | Stg. Gear Lower Pitman Shaft Seal Kit.....    | Stg. Gear Lower Pitman Shaft Seal Kit.....                                  | 7856    |
|                                      | <b>1984-1983</b>   |   | <b>1976</b>   |         |
|                                      | <b>V-6 3.8 L ENG.; V-8 5.0 L ENG.; V-8 5.7 L DIESEL ENG.</b>                                 |   | <b>V-8 400 ENG.; V-8 455 ENG.</b>   |         |
|                                      |  | Pump Complete Rebuilding Kit.....             | Pump Complete Rebuilding Kit.....   | 7910    |
|                                      |  | Pump Seal Kit.....                            | Pump Seal Kit.....  | 7918    |
|                                      |  | Pump Drive Shaft Seal Kit.....                | Pump Drive Shaft Seal Kit.....  | 8709    |
|                                      |  | Stg. Gear Complete Rebuilding Kit.....        | Stg. Gear Complete Rebuilding Kit.....                                      | 7858    |
|                                      |  | Stg. Gear Major Seal Kit.....                 | Stg. Gear Major Seal Kit.....   | 7860    |
|                                      |  | Stg. Gear Input Shaft Seal Kit.....           | Stg. Gear Input Shaft Seal Kit.....   | 7095    |
|                                      |  | Stg. Gear Complete Pitman Shaft Seal Kit..... | Stg. Gear Complete Pitman Shaft Seal Kit.....                               | 8766    |
|                                      |  | Stg. Gear Lower Pitman Shaft Seal Kit.....    | Stg. Gear Lower Pitman Shaft Seal Kit.....                                  | 7856    |
|                                      | <b>1982</b>  |   | <b>1975-1970</b>  |         |
|                                      | <b>V-6 3.8 L ENG.; V-6 4.1 L ENG.; V-8 5.7 L DIESEL ENG.</b>                                 |   | <b>V-8 400 ENG.; V-8 455 ENG.</b>   |         |
|                                      |  | Pump Complete Rebuilding Kit.....             | Pump Complete Rebuilding Kit.....   | 7910    |
|                                      |  | Pump Seal Kit.....                            | Pump Seal Kit.....  | 7918    |
|                                      |  | Pump Drive Shaft Seal Kit.....                | Pump Drive Shaft Seal Kit.....  | 8709    |
|                                      |  | Stg. Gear Complete Rebuilding Kit.....        | Stg. Gear Complete Rebuilding Kit.....                                      | 7857    |
|                                      |  | Stg. Gear Major Seal Kit.....                 | Stg. Gear Major Seal Kit.....   | 7859    |
|                                      |  | Stg. Gear Input Shaft Seal Kit.....           | Stg. Gear Input Shaft Seal Kit.....   | 7095    |
|                                      |  | Stg. Gear Complete Pitman Shaft Seal Kit..... | Stg. Gear Complete Pitman Shaft Seal Kit.....                               | 8766    |
|                                      |  | Stg. Gear Lower Pitman Shaft Seal Kit.....    | Stg. Gear Lower Pitman Shaft Seal Kit.....                                  | 7856    |
|                                      | <b>1981</b>  |   | <b>1969-1967</b>  |         |
|                                      | <b>V-6 3.8 L ENG.; V-8 4.3 L ENG.; V-8 5.0 L ENG.; V-8 5.7 L DIESEL ENG.</b>                 |   | <b>V-8 400 ENG.; V-8 428 ENG.</b>   |         |
|                                      |  | Pump Complete Rebuilding Kit.....             | Pump Complete Rebuilding Kit.....   | 7910    |
|                                      |  | Pump Seal Kit.....                            | Pump Seal Kit.....  | 7918    |
|                                      |  | Pump Drive Shaft Seal Kit.....                | Pump Drive Shaft Seal Kit.....  | 8709    |
|                                      |  | Stg. Gear Complete Rebuilding Kit.....        | Stg. Gear Complete Rebuilding Kit.....                                      | 7857    |
|                                      |  | Stg. Gear Major Seal Kit.....                 | Stg. Gear Major Seal Kit.....   | 7859    |
|                                      |  | Stg. Gear Input Shaft Seal Kit.....           | Stg. Gear Input Shaft Seal Kit.....   | 7095    |
|                                      |  | Stg. Gear Complete Pitman Shaft Seal Kit..... | Stg. Gear Complete Pitman Shaft Seal Kit.....                               | 8766    |
|                                      |  | Stg. Gear Lower Pitman Shaft Seal Kit.....    | Stg. Gear Lower Pitman Shaft Seal Kit.....                                  | 7856    |
|                                      | <b>1980</b>  |   | <b>1966-1964</b>  |         |
|                                      | <b>V-6 3.8 L ENG.; V-8 4.3 L ENG.; V-8 4.9 L ENG.; V-8 5.7 L ENG.; V-8 5.7 L DIESEL ENG.</b> |   | <b>V-8 389 ENG.; V-8 421 ENG.</b>   |         |
|                                      |  | Pump Complete Rebuilding Kit.....             | Pump Seal Kit.....  | 8755    |
|                                      |  | Pump Seal Kit.....                            | Pump Drive Shaft Seal Kit.....  | 8711    |
|                                      |  | Pump Drive Shaft Seal Kit.....                | Stg. Gear Complete Rebuilding Kit.....                                      | 7857    |
|                                      |  | Stg. Gear Complete Rebuilding Kit.....        | Stg. Gear Major Seal Kit.....   | 7859    |
|                                      |  | Stg. Gear Major Seal Kit.....                 | Stg. Gear Input Shaft Seal Kit.....   | 7095    |
|                                      |  | Stg. Gear Input Shaft Seal Kit.....           | Stg. Gear Complete Pitman Shaft Seal Kit.....                               | 8766    |
|                                      |  | Stg. Gear Complete Pitman Shaft Seal Kit..... | Stg. Gear Lower Pitman Shaft Seal Kit.....                                  | 7856    |
|                                      |  | Stg. Gear Lower Pitman Shaft Seal Kit.....    |   |         |
|                                      | <b>1979</b>  |   | <b>1963</b>   |         |
|                                      | <b>V-8 301 ENG.; V-8 350 ENG.; V-8 403 ENG.</b>  |   | <b>V-8 389 ENG.; V-8 421 ENG.</b>   |         |
|                                      |  | Pump Complete Rebuilding Kit.....             | Pump Seal Kit.....  | 8754    |
|                                      |  | Pump Seal Kit.....                            | Pump Drive Shaft Seal Kit.....  | 8709    |
|                                      |  | Pump Drive Shaft Seal Kit.....                | Stg. Gear Complete Rebuilding Kit.....                                      | 7857    |
|                                      |  | Stg. Gear Complete Rebuilding Kit.....        | Stg. Gear Major Seal Kit.....   | 7859    |
|                                      |  | Stg. Gear Major Seal Kit.....                 | Stg. Gear Input Shaft Seal Kit.....   | 7095    |
|                                      |  | Stg. Gear Input Shaft Seal Kit.....           | Stg. Gear Complete Pitman Shaft Seal Kit.....                               | 8766    |
|                                      |  | Stg. Gear Complete Pitman Shaft Seal Kit..... | Stg. Gear Lower Pitman Shaft Seal Kit.....                                  | 7856    |
|                                      |  | Stg. Gear Lower Pitman Shaft Seal Kit.....    |   |         |
|                                      | <b>1978</b>  |   | <b>1962-1961</b>  |         |
|                                      | <b>V-8 301 ENG.; V-8 350 ENG.; V-8 400 ENG.; V-8 403 ENG.</b>                                |   | <b>V-8 389 ENG.</b>   |         |
|                                      |  | Pump Complete Rebuilding Kit.....             | Pump Seal Kit.....  | 8754    |
|                                      |  | Pump Seal Kit.....                            | Pump Drive Shaft Seal Kit.....  | 8709    |
|                                      |  | Pump Drive Shaft Seal Kit.....                | Stg. Gear Complete Rebuilding Kit.....                                      | 7857    |
|                                      |  |   | Stg. Gear Major Seal Kit.....   | 7859    |
|                                      |  |   | Stg. Gear Input Shaft Seal Kit.....   | 7095    |

☆ See Pages A14 - A15 For Pump or Gear Identification.

⊛ Packaged one bushing per box, order as required.

# Power Steering Repair Kits for Passenger Cars and Light Trucks

| Application  | Kit No. | Application   | Kit No. |
|--|---------|---|---------|
| <b>PONTIAC - Continued</b>   |         | <b>PONTIAC - Continued</b>  |         |
| <b>BONNEVILLE - Continued</b>  |         | <b>CATALINA - Continued</b>   |         |
| <b>1962-1961 - Continued</b>   |         | <b>1977 - Continued</b>   |         |
| <b>V-8 389 ENG. - Continued</b>  |         | <b>6-CYL. 250 (CANADA) ENG.; V-6 231 ENG.; V-8 301 ENG.; V-8 305 ENG.; V-8 350 ENG.; V-8 400 ENG.; V-8 403 ENG.</b> |         |
| Stg. Gear Complete Pitman Shaft Seal Kit.....  | 8766    | - Continued   |         |
| Stg. Gear Lower Pitman Shaft Seal Kit.....   | 7856    | Pump Drive Shaft Seal Kit.....  | 8709    |
| <b>1960</b>  |         | Stg. Gear Complete Rebuilding Kit.....  | 7858    |
| <b>V-8 389 ENG.</b>  |         | Stg. Gear Major Seal Kit.....   | 7860    |
| Pump Seal Kit; Late.....   | 8754    | Stg. Gear Input Shaft Seal Kit.....   | 7095    |
| Pump Drive Shaft Seal Kit; Late.....   | 8709    | Stg. Gear Complete Pitman Shaft Seal Kit.....   | 8766    |
| Stg. Gear Complete Rebuilding Kit; Late.....   | 7857    | Stg. Gear Lower Pitman Shaft Seal Kit.....  | 7856    |
| Stg. Gear Major Seal Kit; Late.....  | 7859    | <b>1976</b>   |         |
| Stg. Gear Input Shaft Seal Kit; Late.....  | 7095    | <b>V-8 350 ENG.; V-8 400 ENG.; V-8 455 ENG.</b>   |         |
| Stg. Gear Complete Pitman Shaft Seal Kit; Late.....  | 8766    | Pump Complete Rebuilding Kit.....   | 7910    |
| Stg. Gear Lower Pitman Shaft Seal Kit; Late.....   | 7856    | Pump Seal Kit.....  | 7918    |
| <b>1959</b>  |         | Pump Drive Shaft Seal Kit.....  | 8709    |
| <b>V-8 389 ENG.</b>  |         | Stg. Gear Complete Rebuilding Kit.....  | 7858    |
| Pump Seal Kit.....   | 8755    | Stg. Gear Major Seal Kit.....   | 7860    |
| Pump Drive Shaft Seal Kit.....   | 8711    | Stg. Gear Input Shaft Seal Kit.....   | 7095    |
| Stg. Gear Input Shaft Seal Kit.....  | 7095    | Stg. Gear Complete Pitman Shaft Seal Kit.....   | 8766    |
| Stg. Gear Complete Pitman Shaft Seal Kit.....  | 8766    | Stg. Gear Lower Pitman Shaft Seal Kit.....  | 7856    |
| Stg. Gear Lower Pitman Shaft Seal Kit.....   | 7856    | <b>1975</b>   |         |
| <b>CATALINA</b>  |         | <b>V-8 350 (CANADA) ENG.; V-8 400 ENG.; V-8 455 ENG.</b>  |         |
| <b>1981</b>  |         | Pump Complete Rebuilding Kit.....   | 7910    |
| <b>V-6 3.8 L ENG.; V-8 4.3 L ENG.; V-8 4.4 L ENG. (CANADA);</b>  |         | Pump Seal Kit.....  | 7918    |
| <b>V-8 5.0 L ENG.; V-8 5.7 L DIESEL ENG.</b>   |         | Pump Drive Shaft Seal Kit.....  | 8709    |
| Pump Complete Rebuilding Kit.....  | 7910    | Stg. Gear Complete Rebuilding Kit; W/A.C.....   | 7857    |
| Pump Seal Kit.....   | 7918    | Stg. Gear Complete Rebuilding Kit; W/O A.C.....   | 7858    |
| Pump Drive Shaft Seal Kit.....   | 8709    | Stg. Gear Major Seal Kit; W/A.C.....  | 7859    |
| Stg. Gear Complete Rebuilding Kit.....   | 8522    | Stg. Gear Major Seal Kit; W/O A.C.....  | 7860    |
| Stg. Gear Major Seal Kit.....  | 8521    | Stg. Gear Input Shaft Seal Kit.....   | 7095    |
| Stg. Gear Input Shaft Seal Kit.....  | 8525    | Stg. Gear Complete Pitman Shaft Seal Kit.....   | 8766    |
| Stg. Gear Complete Pitman Shaft Seal Kit.....  | 8766    | Stg. Gear Lower Pitman Shaft Seal Kit.....  | 7856    |
| Stg. Gear Lower Pitman Shaft Seal Kit.....   | 7856    | <b>1974</b>   |         |
| <b>1980</b>  |         | <b>V-8 400 ENG.; V-8 455 ENG.</b>   |         |
| <b>V-6 3.8 L ENG.; V-8 4.3 L ENG.; V-8 4.4 L ENG. (CANADA);</b>  |         | Pump Complete Rebuilding Kit.....   | 7910    |
| <b>V-8 4.9 L ENG.; V-8 5.0 L ENG. (CANADA); V-8 5.7 L ENG.;</b>  |         | Pump Seal Kit.....  | 7918    |
| <b>V-8 5.7 L DIESEL ENG.</b>   |         | Pump Drive Shaft Seal Kit.....  | 8709    |
| Pump Complete Rebuilding Kit.....  | 7910    | Stg. Gear Complete Rebuilding Kit; W/A.C.....   | 7857    |
| Pump Seal Kit.....   | 7918    | Stg. Gear Complete Rebuilding Kit; W/O A.C.....   | 7858    |
| Pump Drive Shaft Seal Kit.....   | 8709    | Stg. Gear Major Seal Kit; W/A.C.....  | 7859    |
| Stg. Gear Complete Rebuilding Kit.....   | 8522    | Stg. Gear Major Seal Kit; W/O A.C.....  | 7860    |
| Stg. Gear Major Seal Kit.....  | 8521    | Stg. Gear Input Shaft Seal Kit.....   | 7095    |
| Stg. Gear Input Shaft Seal Kit.....  | 8525    | Stg. Gear Complete Pitman Shaft Seal Kit.....   | 8766    |
| Stg. Gear Complete Pitman Shaft Seal Kit.....  | 8766    | Stg. Gear Lower Pitman Shaft Seal Kit.....  | 7856    |
| Stg. Gear Lower Pitman Shaft Seal Kit.....   | 7856    | <b>1973-1970</b>  |         |
| <b>1979</b>  |         | <b>V-8 350 ENG.; V-8 400 ENG.; V-8 455 ENG.</b>   |         |
| <b>6-CYL. 250 (CANADA) ENG.; V-6 231 ENG.; V-8 301 ENG.; V-8 305 (CANADA) ENG.; V-8 350 ENG.; V-8 403 ENG.</b>               |         | Pump Complete Rebuilding Kit.....   | 7910    |
| Pump Complete Rebuilding Kit.....  | 7910    | Pump Seal Kit.....  | 7918    |
| Pump Seal Kit.....   | 7918    | Pump Drive Shaft Seal Kit.....  | 8709    |
| Pump Drive Shaft Seal Kit.....   | 8709    | Stg. Gear Complete Rebuilding Kit; W/A.C.....   | 7857    |
| Stg. Gear Complete Rebuilding Kit.....   | 8522    | Stg. Gear Complete Rebuilding Kit; W/O A.C.....   | 7858    |
| Stg. Gear Major Seal Kit.....  | 8521    | Stg. Gear Major Seal Kit; W/A.C.....  | 7859    |
| Stg. Gear Input Shaft Seal Kit.....  | 8525    | Stg. Gear Major Seal Kit; W/O A.C.....  | 7860    |
| Stg. Gear Complete Pitman Shaft Seal Kit.....  | 8766    | Stg. Gear Input Shaft Seal Kit.....   | 7095    |
| Stg. Gear Lower Pitman Shaft Seal Kit.....   | 7856    | Stg. Gear Complete Pitman Shaft Seal Kit.....   | 8766    |
| <b>1978</b>  |         | Stg. Gear Lower Pitman Shaft Seal Kit.....  | 7856    |
| <b>6-CYL. 250 (CANADA) ENG.; V-6 231 ENG.; V-8 301 ENG.; V-8 305 (CANADA) ENG.; V-8 350 ENG.; V-8 400 ENG.; V-8 403 ENG.</b> |         | <b>1969-1967</b>  |         |
| Pump Complete Rebuilding Kit.....  | 7910    | <b>V-8 400 ENG.; V-8 428 ENG.</b>   |         |
| Pump Seal Kit.....   | 7918    | Pump Complete Rebuilding Kit.....   | 7910    |
| Pump Drive Shaft Seal Kit.....   | 8709    | Pump Seal Kit.....  | 7918    |
| Stg. Gear Complete Rebuilding Kit.....   | 7858    | Pump Drive Shaft Seal Kit.....  | 8709    |
| Stg. Gear Major Seal Kit.....  | 7860    | Stg. Gear Complete Rebuilding Kit; W/A.C.....   | 7857    |
| Stg. Gear Input Shaft Seal Kit.....  | 7095    | Stg. Gear Complete Rebuilding Kit; W/O A.C.....   | 7858    |
| Stg. Gear Complete Pitman Shaft Seal Kit.....  | 8766    | Stg. Gear Major Seal Kit; W/A.C.....  | 7859    |
| Stg. Gear Lower Pitman Shaft Seal Kit.....   | 7856    | Stg. Gear Major Seal Kit; W/O A.C.....  | 7860    |
| <b>1977</b>  |         | Stg. Gear Input Shaft Seal Kit.....   | 7095    |
| <b>6-CYL. 250 (CANADA) ENG.; V-6 231 ENG.; V-8 301 ENG.; V-8 305 ENG.; V-8 350 ENG.; V-8 400 ENG.; V-8 403 ENG.</b>          |         | Stg. Gear Complete Pitman Shaft Seal Kit.....   | 8766    |
| Pump Complete Rebuilding Kit.....  | 7910    | Stg. Gear Lower Pitman Shaft Seal Kit.....  | 7856    |
| Pump Seal Kit.....   | 7918    | <b>1966-1964</b>  |         |
| <b>V-8 389 ENG.; V-8 421 ENG.</b>  |         | <b>V-8 389 ENG.; V-8 421 ENG.</b>   |         |
| Pump Seal Kit.....   | 8755    | Pump Seal Kit.....  | 8755    |
| Pump Drive Shaft Seal Kit.....   | 8711    | Pump Drive Shaft Seal Kit.....  | 8711    |
| Stg. Gear Complete Rebuilding Kit; W/A.C.....  | 7857    | Stg. Gear Complete Rebuilding Kit; W/A.C.....   | 7857    |
| Stg. Gear Complete Rebuilding Kit; W/O A.C.....  | 7858    | Stg. Gear Complete Rebuilding Kit; W/O A.C.....   | 7858    |
| Stg. Gear Major Seal Kit; W/A.C.....   | 7859    | Stg. Gear Major Seal Kit; W/A.C.....  | 7859    |
| Stg. Gear Major Seal Kit; W/O A.C.....   | 7860    | Stg. Gear Major Seal Kit; W/O A.C.....  | 7860    |
| Stg. Gear Input Shaft Seal Kit.....  | 7095    | Stg. Gear Input Shaft Seal Kit.....   | 7095    |
| Stg. Gear Complete Pitman Shaft Seal Kit.....  | 8766    | Stg. Gear Complete Pitman Shaft Seal Kit.....   | 8766    |
| Stg. Gear Lower Pitman Shaft Seal Kit.....   | 7856    | Stg. Gear Lower Pitman Shaft Seal Kit.....  | 7856    |

☆ See Pages A14 - A15 For Pump or Gear Identification.

⊙ Packaged one bushing per box, order as required.

SYSTEM  
PUMP &  
GEAR  
IDENT.

SYSTEM &  
COM-  
PONENT  
IDENT.

PASS.  
CARS

LIGHT  
TRUCKS

MEDIUM/  
HEAVY  
TRUCKS

BUSES

HOSE  
NUMER-  
ICAL

REPAIR  
KITS

KIT  
NUMER-  
ICAL

ILLUSTRATIONS



# Power Steering Repair Kits for Passenger Cars and Light Trucks

|                                      | Application   | Kit No. | Application   | Kit No. |
|--------------------------------------|---|---------|---|---------|
| SYSTEM<br>PUMP &<br>GEAR<br>IDENT.   | <b>PONTIAC - Continued</b>                          |         | <b>PONTIAC - Continued</b>  |         |
|                                      | <b>CATALINA - Continued</b>                         |         | <b>FIREBIRD - Continued</b>   |         |
|                                      | <b>1966-1964 - Continued</b>                        |         | <b>1995 - Continued</b>   |         |
|                                      | <b>V-8 389 ENG.; V-8 421 ENG. - Continued</b>       |         | <b>V-6 3.8 L ENG.; V-8 5.7 L ENG. - Continued</b>                       |         |
|                                      | Stg. Gear Major Seal Kit; W/O A.C. ....             | 7860    | Rack & Pinion Seal Kit.....   | 8785    |
|                                      | Stg. Gear Input Shaft Seal Kit.....                 | 7095    |   |         |
|                                      | Stg. Gear Complete Pitman Shaft Seal Kit.....       | 8766    |   |         |
|                                      | Stg. Gear Lower Pitman Shaft Seal Kit.....          | 7856    |   |         |
|                                      | <b>1963-1961</b>                                    |         | <b>1994-1993</b>  |         |
| SYSTEM &<br>COM-<br>PONENT<br>IDENT. | <b>V-8 389 ENG.; V-8 421 ENG.</b>                   |         | <b>V-6 3.4 L ENG.</b>   |         |
|                                      | Pump Seal Kit.....                                  | 8754    | Pump Complete Rebuilding Kit.....                                       | 7910    |
|                                      | Pump Drive Shaft Seal Kit.....                      | 8709    | Pump Seal Kit.....  | 8814    |
|                                      | Stg. Gear Complete Rebuilding Kit.....              | 7857    | Pump Drive Shaft Seal Kit.....  | 8709    |
|                                      | Stg. Gear Major Seal Kit.....                       | 7859    | Rack & Pinion Seal Kit.....   | 8785    |
|                                      | Stg. Gear Input Shaft Seal Kit.....                 | 7095    |   |         |
|                                      | Stg. Gear Complete Pitman Shaft Seal Kit.....       | 8766    | <b>V-8 5.7 L ENG.</b>   |         |
|                                      | Stg. Gear Lower Pitman Shaft Seal Kit.....          | 7856    | Pump Seal Kit.....  | 8624    |
|                                      |   |         | Pump Drive Shaft Seal Kit.....  | 8709    |
|                                      |   |         | Rack & Pinion Seal Kit.....   | 8785    |
| PASS.<br>CARS                        | <b>1960</b>   |         | <b>1992-1990</b>  |         |
|                                      | <b>V-8 389 ENG.</b>                                 |         | <b>V-6 3.1 L ENG.; V-8 5.0 L ENG.; V-8 5.7 L ENG.</b>                   |         |
|                                      | Pump Seal Kit; Late.....                            | 8754    | Pump Complete Rebuilding Kit.....                                       | 7910    |
|                                      | Pump Drive Shaft Seal Kit; Late.....                | 8709    | Pump Seal Kit.....  | 7918    |
|                                      | Stg. Gear Complete Rebuilding Kit; Late.....        | 7857    | Pump Drive Shaft Seal Kit.....  | 8709    |
|                                      | Stg. Gear Major Seal Kit; Late.....                 | 7859    | Stg. Gear Complete Rebuilding Kit; W/O Soft Ride Suspension.....        | 8780    |
|                                      | Stg. Gear Input Shaft Seal Kit; Late.....           | 7095    | Stg. Gear Complete Rebuilding Kit; W/Soft Ride Suspension.....          | 8522    |
|                                      | Stg. Gear Complete Pitman Shaft Seal Kit; Late..... | 8766    | Stg. Gear Major Seal Kit; W/O Soft Ride Suspension.....                 | 8625    |
|                                      | Stg. Gear Lower Pitman Shaft Seal Kit; Late.....    | 7856    | Stg. Gear Major Seal Kit; W/Soft Ride Suspension.....                   | 8521    |
|                                      |   |         | Stg. Gear Input Shaft Seal Kit.....                                     | 8525    |
|                                      |   |         | Stg. Gear Complete Pitman Shaft Seal Kit; W/O Soft Ride Suspension..... | 8763    |
|                                      |   |         | Stg. Gear Complete Pitman Shaft Seal Kit; W/Soft Ride Suspension.....   | 8766    |
|                                      |   |         | Stg. Gear Lower Pitman Shaft Seal Kit; W/O Soft Ride Suspension.....    | 8717    |
|                                      |   |         | Stg. Gear Lower Pitman Shaft Seal Kit; W/Soft Ride Suspension.....      | 7856    |
|                                      |   |         | <b>1989</b>   |         |
|                                      |   |         | <b>V-6 2.8 L ENG.; V-8 5.0 L ENG.; V-8 5.7 L ENG.</b>                   |         |
|                                      |   |         | Pump Complete Rebuilding Kit.....                                       | 7910    |
|                                      |   |         | Pump Seal Kit.....  | 7918    |
|                                      |   |         | Pump Drive Shaft Seal Kit.....  | 8709    |
|                                      |   |         | Stg. Gear Complete Rebuilding Kit; W/O Soft Ride Suspension.....        | 8780    |
|                                      |   |         | Stg. Gear Complete Rebuilding Kit; W/Soft Ride Suspension.....          | 8522    |
|                                      |   |         | Stg. Gear Major Seal Kit; W/O Soft Ride Suspension.....                 | 8625    |
|                                      |   |         | Stg. Gear Major Seal Kit; W/Soft Ride Suspension.....                   | 8521    |
|                                      |   |         | Stg. Gear Input Shaft Seal Kit.....                                     | 8525    |
|                                      |   |         | Stg. Gear Complete Pitman Shaft Seal Kit; W/O Soft Ride Suspension..... | 8763    |
|                                      |   |         | Stg. Gear Complete Pitman Shaft Seal Kit; W/Soft Ride Suspension.....   | 8766    |
|                                      |   |         | Stg. Gear Lower Pitman Shaft Seal Kit; W/O Soft Ride Suspension.....    | 8717    |
|                                      |   |         | Stg. Gear Lower Pitman Shaft Seal Kit; W/Soft Ride Suspension.....      | 7856    |
|                                      |   |         | <b>V-6 3.8 L ENG.</b>   |         |
|                                      |   |         | Pump Seal Kit.....  | 8633    |
|                                      |   |         | Stg. Gear Complete Rebuilding Kit; W/O Soft Ride Suspension.....        | 8780    |
|                                      |   |         | Stg. Gear Complete Rebuilding Kit; W/Soft Ride Suspension.....          | 8522    |
|                                      |   |         | Stg. Gear Major Seal Kit; W/O Soft Ride Suspension.....                 | 8625    |
|                                      |   |         | Stg. Gear Major Seal Kit; W/Soft Ride Suspension.....                   | 8521    |
|                                      |   |         | Stg. Gear Input Shaft Seal Kit.....                                     | 8525    |
|                                      |   |         | Stg. Gear Complete Pitman Shaft Seal Kit; W/O Soft Ride Suspension..... | 8763    |
|                                      |   |         | Stg. Gear Complete Pitman Shaft Seal Kit; W/Soft Ride Suspension.....   | 8766    |
|                                      |   |         | Stg. Gear Lower Pitman Shaft Seal Kit; W/O Soft Ride Suspension.....    | 8717    |
|                                      |   |         | Stg. Gear Lower Pitman Shaft Seal Kit; W/Soft Ride Suspension.....      | 7856    |
|                                      |   |         | <b>1988-1987</b>  |         |
|                                      |   |         | <b>V-6 2.8 L ENG.; V-8 5.0 L ENG.; V-8 5.7 L ENG.</b>                   |         |
|                                      |   |         | Pump Complete Rebuilding Kit.....                                       | 7910    |
|                                      |   |         | Pump Seal Kit.....  | 7918    |
|                                      |   |         | Pump Drive Shaft Seal Kit.....  | 8709    |
|                                      |   |         | Stg. Gear Complete Rebuilding Kit; W/F41, FE2 Suspension.....           | 8522    |
|                                      |   |         | Stg. Gear Complete Rebuilding Kit; W/O F41, FE2 Suspension.....         | 8780    |
|                                      |   |         | Stg. Gear Major Seal Kit; W/F41, FE2 Suspension.....                    | 8521    |
|                                      |   |         | Stg. Gear Major Seal Kit; W/O F41, FE2 Suspension.....                  | 8625    |
|                                      |   |         | Stg. Gear Input Shaft Seal Kit.....                                     | 8525    |
|                                      |   |         | Stg. Gear Complete Pitman Shaft Seal Kit; W/F41, FE2 Suspension.....    | 8766    |
|                                      |   |         | Stg. Gear Complete Pitman Shaft Seal Kit; W/O F41, FE2 Suspension.....  | 8763    |
|                                      |   |         | Stg. Gear Lower Pitman Shaft Seal Kit; W/F41, FE2 Suspension.....       | 7856    |
|                                      |   |         | Stg. Gear Lower Pitman Shaft Seal Kit; W/O F41, FE2 Suspension.....     | 8717    |
|                                      |   |         | <b>1986</b>   |         |
|                                      |   |         | <b>4-CYL. 2.5 L ENG.</b>  |         |
|                                      |   |         | Pump Complete Rebuilding Kit.....                                       | 8561    |
|                                      |   |         | Pump Seal Kit.....  | 8554    |
|                                      |   |         | Pump Drive Shaft Seal Kit.....  | 8712    |

☆ See Pages A14 - A15 For Pump or Gear Identification.

⊗ Packaged one bushing per box, order as required.

# Power Steering Repair Kits for Passenger Cars and Light Trucks

| Application  | Kit No. | Application  | Kit No. |
|--|---------|--|---------|
| <b>PONTIAC - Continued</b>   |         | <b>PONTIAC - Continued</b>   |         |
| <b>FIREBIRD - Continued</b>  |         | <b>FIREBIRD - Continued</b>  |         |
| <b>1986 - Continued</b>  |         | <b>1982 - Continued</b>  |         |
| <b>4-CYL. 2.5 L ENG. - Continued</b>                                   |         | <b>V-6 2.8 L ENG.; V-8 5.0 L ENG. - Continued</b>  |         |
| Stg. Gear Complete Rebuilding Kit.....                                 | 8522    | Stg. Gear Complete Rebuilding Kit; W/4-Bolt Gear Housing.....                                  | 8522    |
| Stg. Gear Major Seal Kit.....  | 8521    | Stg. Gear Complete Rebuilding Kit; W/Ring Retained Housing.....                                | 8529    |
| Stg. Gear Input Shaft Seal Kit.....                                    | 8525    | Stg. Gear Major Seal Kit; W/4-Bolt Gear Housing.....   | 8521    |
| Stg. Gear Complete Pitman Shaft Seal Kit.....                          | 8766    | Stg. Gear Major Seal Kit; W/Ring Retained Housing.....   | 8528    |
| Stg. Gear Lower Pitman Shaft Seal Kit.....                             | 7856    | Stg. Gear Input Shaft Seal Kit; W/4-Bolt Gear Housing.....                                     | 8525    |
|  |         | Stg. Gear Input Shaft Seal Kit; W/Ring Retained Housing.....                                   | 7095    |
| <b>V-6 2.8 L ENG.; V-8 5.0 L ENG.</b>                                  |         | Stg. Gear Complete Pitman Shaft Seal Kit; W/4-Bolt Gear Housing...                             | 8766    |
| Pump Complete Rebuilding Kit.....                                      | 7910    | Stg. Gear Complete Pitman Shaft Seal Kit; W/Ring Retained Housing.....                         | 8767    |
| Pump Seal Kit.....   | 7918    | Stg. Gear Lower Pitman Shaft Seal Kit; W/4-Bolt Gear Housing.....                              | 7856    |
| Pump Drive Shaft Seal Kit.....   | 8709    | Stg. Gear Lower Pitman Shaft Seal Kit; W/Ring Retained Housing....                             | 8530    |
| Stg. Gear Complete Rebuilding Kit.....                                 | 8522    |  |         |
| Stg. Gear Major Seal Kit.....  | 8521    |  |         |
| Stg. Gear Input Shaft Seal Kit.....                                    | 8525    |  |         |
| Stg. Gear Complete Pitman Shaft Seal Kit.....                          | 8766    |  |         |
| Stg. Gear Lower Pitman Shaft Seal Kit.....                             | 7856    |  |         |
| <b>1985-1984</b>   |         | <b>1981</b>  |         |
| <b>4-CYL. 2.5 L ENG.; V-6 2.8 L ENG.; V-8 5.0 L ENG.</b>               |         | <b>V-6 3.8 L ENG.; V-8 4.3 L ENG.; V-8 4.4 L ENG. (CANADA); V-8 4.9 L ENG.; V-8 5.0 L ENG.</b> |         |
| Pump Complete Rebuilding Kit.....                                      | 7910    | Pump Complete Rebuilding Kit.....  | 7910    |
| Pump Seal Kit.....   | 7918    | Pump Seal Kit.....   | 7918    |
| Pump Drive Shaft Seal Kit.....   | 8709    | Pump Drive Shaft Seal Kit.....   | 8709    |
| Stg. Gear Complete Rebuilding Kit.....                                 | 8522    | Stg. Gear Complete Rebuilding Kit.....   | 8522    |
| Stg. Gear Major Seal Kit.....  | 8521    | Stg. Gear Major Seal Kit.....  | 8521    |
| Stg. Gear Input Shaft Seal Kit.....                                    | 8525    | Stg. Gear Input Shaft Seal Kit.....  | 8525    |
| Stg. Gear Complete Pitman Shaft Seal Kit.....                          | 8766    | Stg. Gear Complete Pitman Shaft Seal Kit.....  | 8766    |
| Stg. Gear Lower Pitman Shaft Seal Kit.....                             | 7856    | Stg. Gear Lower Pitman Shaft Seal Kit.....   | 7856    |
| <b>1983</b>  |         | <b>1980</b>  |         |
| <b>4-CYL. 2.5 L ENG.</b>   |         | <b>V-6 3.8 L ENG.; V-8 4.3 L ENG.; V-8 4.9 L ENG.; V-8 5.0 L ENG.</b>                          |         |
| Pump Complete Rebuilding Kit.....                                      | 8561    | Pump Complete Rebuilding Kit.....  | 7910    |
| Pump Seal Kit.....   | 8554    | Pump Seal Kit.....   | 7918    |
| Pump Drive Shaft Seal Kit.....   | 8712    | Pump Drive Shaft Seal Kit.....   | 8709    |
| Stg. Gear Complete Rebuilding Kit; W/4-Bolt Gear Housing.....          | 8522    | Stg. Gear Complete Rebuilding Kit.....   | 8522    |
| Stg. Gear Complete Rebuilding Kit; W/Ring Retained Housing.....        | 8529    | Stg. Gear Major Seal Kit.....  | 8521    |
| Stg. Gear Major Seal Kit; W/4-Bolt Gear Housing.....                   | 8521    | Stg. Gear Input Shaft Seal Kit.....  | 8525    |
| Stg. Gear Major Seal Kit; W/Ring Retained Housing.....                 | 8528    | Stg. Gear Complete Pitman Shaft Seal Kit.....  | 8766    |
| Stg. Gear Input Shaft Seal Kit; W/4-Bolt Gear Housing.....             | 8525    | Stg. Gear Lower Pitman Shaft Seal Kit.....   | 7856    |
| Stg. Gear Input Shaft Seal Kit; W/Ring Retained Housing.....           | 7095    |  |         |
| Stg. Gear Complete Pitman Shaft Seal Kit; W/4-Bolt Gear Housing...     | 8766    |  |         |
| Stg. Gear Complete Pitman Shaft Seal Kit; W/Ring Retained Housing..... | 8767    |  |         |
| Stg. Gear Lower Pitman Shaft Seal Kit; W/4-Bolt Gear Housing.....      | 7856    |  |         |
| Stg. Gear Lower Pitman Shaft Seal Kit; W/Ring Retained Housing....     | 8530    |  |         |
| <b>V-6 2.8 L ENG.; V-8 5.0 L ENG.</b>                                  |         | <b>1979</b>  |         |
| Pump Complete Rebuilding Kit.....                                      | 7910    | <b>V-6 231 ENG.; V-8 301 ENG.; V-8 305 ENG.; V-8 350 ENG.; V-8 400 ENG.; V-8 403 ENG.</b>      |         |
| Pump Seal Kit.....   | 7918    | Pump Complete Rebuilding Kit.....  | 7910    |
| Pump Drive Shaft Seal Kit.....   | 8709    | Pump Seal Kit.....   | 7918    |
| Stg. Gear Complete Rebuilding Kit; W/4-Bolt Gear Housing.....          | 8522    | Pump Drive Shaft Seal Kit.....   | 8709    |
| Stg. Gear Complete Rebuilding Kit; W/Ring Retained Housing.....        | 8529    | Stg. Gear Complete Rebuilding Kit.....   | 8522    |
| Stg. Gear Major Seal Kit; W/4-Bolt Gear Housing.....                   | 8521    | Stg. Gear Major Seal Kit.....  | 8521    |
| Stg. Gear Major Seal Kit; W/Ring Retained Housing.....                 | 8528    | Stg. Gear Input Shaft Seal Kit.....  | 8525    |
| Stg. Gear Input Shaft Seal Kit; W/4-Bolt Gear Housing.....             | 8525    | Stg. Gear Complete Pitman Shaft Seal Kit.....  | 8766    |
| Stg. Gear Input Shaft Seal Kit; W/Ring Retained Housing.....           | 7095    | Stg. Gear Lower Pitman Shaft Seal Kit.....   | 7856    |
| Stg. Gear Complete Pitman Shaft Seal Kit; W/4-Bolt Gear Housing...     | 8766    |  |         |
| Stg. Gear Complete Pitman Shaft Seal Kit; W/Ring Retained Housing..... | 8767    | <b>1978</b>  |         |
| Stg. Gear Lower Pitman Shaft Seal Kit; W/4-Bolt Gear Housing.....      | 7856    | <b>V-6 231 ENG.; V-8 305 ENG.; V-8 350 ENG.; V-8 400 ENG.; V-8 403 ENG.</b>                    |         |
| Stg. Gear Lower Pitman Shaft Seal Kit; W/Ring Retained Housing....     | 8530    | Pump Complete Rebuilding Kit.....  | 7910    |
|  |         | Pump Seal Kit.....   | 7918    |
|  |         | Pump Drive Shaft Seal Kit.....   | 8709    |
|  |         | Stg. Gear Complete Rebuilding Kit.....   | 7858    |
|  |         | Stg. Gear Major Seal Kit.....  | 7860    |
|  |         | Stg. Gear Input Shaft Seal Kit.....  | 7095    |
|  |         | Stg. Gear Complete Pitman Shaft Seal Kit.....  | 8766    |
|  |         | Stg. Gear Lower Pitman Shaft Seal Kit.....   | 7856    |
| <b>1982</b>  |         | <b>1977</b>  |         |
| <b>4-CYL. 2.5 L ENG.</b>   |         | <b>V-6 231 ENG.; V-8 301 ENG.; V-8 305 ENG.; V-8 350 ENG.; V-8 400 ENG.; V-8 403 ENG.</b>      |         |
| Pump Complete Rebuilding Kit.....                                      | 8630    | Pump Complete Rebuilding Kit.....  | 7910    |
| Pump Seal Kit.....   | 8631    | Pump Seal Kit.....   | 7918    |
| Pump Drive Shaft Seal Kit.....   | 8709    | Pump Drive Shaft Seal Kit.....   | 8709    |
| Stg. Gear Complete Rebuilding Kit; W/4-Bolt Gear Housing.....          | 8522    | Stg. Gear Complete Rebuilding Kit.....   | 7858    |
| Stg. Gear Complete Rebuilding Kit; W/Ring Retained Housing.....        | 8529    | Stg. Gear Major Seal Kit.....  | 7860    |
| Stg. Gear Major Seal Kit; W/4-Bolt Gear Housing.....                   | 8521    | Stg. Gear Input Shaft Seal Kit.....  | 7095    |
| Stg. Gear Major Seal Kit; W/Ring Retained Housing.....                 | 8528    | Stg. Gear Complete Pitman Shaft Seal Kit.....  | 8766    |
| Stg. Gear Input Shaft Seal Kit; W/4-Bolt Gear Housing.....             | 8525    | Stg. Gear Lower Pitman Shaft Seal Kit.....   | 7856    |
| Stg. Gear Input Shaft Seal Kit; W/Ring Retained Housing.....           | 7095    |  |         |
| Stg. Gear Complete Pitman Shaft Seal Kit; W/4-Bolt Gear Housing...     | 8766    | <b>1976-1971</b>   |         |
| Stg. Gear Complete Pitman Shaft Seal Kit; W/Ring Retained Housing..... | 8767    | <b>6-CYL. 250 ENG.; V-8 350 ENG.; V-8 400 ENG.; V-8 455 ENG.</b>                               |         |
| Stg. Gear Lower Pitman Shaft Seal Kit; W/4-Bolt Gear Housing.....      | 7856    | Pump Complete Rebuilding Kit.....  | 7910    |
| Stg. Gear Lower Pitman Shaft Seal Kit; W/Ring Retained Housing....     | 8530    | Pump Seal Kit.....   | 7918    |
|  |         | Pump Drive Shaft Seal Kit.....   | 8709    |
| <b>V-6 2.8 L ENG.; V-8 5.0 L ENG.</b>                                  |         | Stg. Gear Complete Rebuilding Kit.....   | 7858    |
| Pump Complete Rebuilding Kit.....                                      | 7910    | Stg. Gear Major Seal Kit.....  | 7860    |
| Pump Seal Kit.....   | 7918    | Stg. Gear Input Shaft Seal Kit.....  | 7095    |
| Pump Drive Shaft Seal Kit.....   | 8709    | Stg. Gear Complete Pitman Shaft Seal Kit.....  | 8766    |
|  |         | Stg. Gear Lower Pitman Shaft Seal Kit.....   | 7856    |

**SYSTEM PUMP & GEAR IDENT.**

**SYSTEM & COMPONENT IDENT.**

**PASS. CARS**

**LIGHT TRUCKS**

**MEDIUM/HEAVY TRUCKS**

**BUSES**

**HOSE NUMERICAL**

**REPAIR KITS**

**KIT NUMERICAL**

**ILLUSTRATIONS**

☆ See Pages A14 - A15 For Pump or Gear Identification.

⊗ Packaged one bushing per box, order as required.

# Power Steering Repair Kits for Passenger Cars and Light Trucks

|                                      | Application  | Kit No. | Application   | Kit No. |
|--------------------------------------|--|---------|---|---------|
| <b>SYSTEM PUMP &amp; GEAR IDENT.</b> | <b>PONTIAC - Continued</b>                                       |         | <b>PONTIAC - Continued</b>  |         |
| <b>SYSTEM &amp; COMPONENT IDENT.</b> | <b>FIREBIRD - Continued</b>                                      |         | <b>GRAND AM - Continued</b>   |         |
| <b>PASS. CARS</b>                    | <b>1976-1971 - Continued</b>                                     |         | <b>1990 - Continued</b>   |         |
| <b>LIGHT TRUCKS</b>                  | <b>6-CYL. 250 ENG.; V-8 350 ENG.; V-8 400 ENG.; V-8 455 ENG.</b> |         | <b>4-CYL. 2.3 L ENG. - Continued</b>  |         |
| <b>MEDIUM/HEAVY TRUCKS</b>           | - Continued  |         | Pump Seal Kit..... 8554   |         |
| <b>BUSES</b>                         | Stg. Gear Major Seal Kit..... 7860                               |         | Pump Drive Shaft Seal Kit..... 8712   |         |
| <b>HOSE NUMERICAL</b>                | Stg. Gear Input Shaft Seal Kit..... 7095                         |         | Rack & Pinion Upper Pinion Bearing Kit..... 8571                            |         |
| <b>REPAIR KITS</b>                   | Stg. Gear Complete Pitman Shaft Seal Kit..... 8766               |         | Rack & Pinion Lower Pinion Bearing Kit..... 8572                            |         |
| <b>KIT NUMERICAL</b>                 | Stg. Gear Lower Pitman Shaft Seal Kit..... 7856                  |         | <b>4-CYL. 2.5 L ENG.</b>  |         |
| <b>ILLUSTRATIONS</b>                 | <b>1970-1968</b>   |         | Pump Seal Kit..... 8624   |         |
|                                      | <b>6-CYL. 250 ENG.; V-8 350 ENG.; V-8 400 ENG.</b>               |         | Pump Drive Shaft Seal Kit..... 8709   |         |
|                                      | Pump Complete Rebuilding Kit..... 7910                           |         | Rack & Pinion Upper Pinion Bearing Kit..... 8571                            |         |
|                                      | Pump Seal Kit..... 7918  |         | Rack & Pinion Lower Pinion Bearing Kit..... 8572                            |         |
|                                      | Pump Drive Shaft Seal Kit..... 8709                              |         | <b>1989</b>   |         |
|                                      | Stg. Gear Complete Rebuilding Kit..... 7858                      |         | <b>4-CYL. 2.0 L ENG.; 4-CYL. 2.3 L ENG.</b>                                 |         |
|                                      | Stg. Gear Major Seal Kit..... 7860                               |         | Pump Complete Rebuilding Kit..... 8561                                      |         |
|                                      | Stg. Gear Input Shaft Seal Kit..... 7095                         |         | Pump Seal Kit..... 8554   |         |
|                                      | Stg. Gear Complete Pitman Shaft Seal Kit..... 8766               |         | Pump Drive Shaft Seal Kit..... 8712   |         |
|                                      | Stg. Gear Lower Pitman Shaft Seal Kit..... 7856                  |         | Rack & Pinion Upper Pinion Bearing Kit..... 8571                            |         |
|                                      | <b>1967</b>  |         | Rack & Pinion Lower Pinion Bearing Kit..... 8572                            |         |
|                                      | <b>6-CYL. 230 ENG.; V-8 326 ENG.; V-8 400 ENG.</b>               |         | <b>4-CYL. 2.5 L ENG.</b>  |         |
|                                      | Pump Complete Rebuilding Kit..... 7910                           |         | Pump Complete Rebuilding Kit; W/16mm Shaft; 1st Design..... 8561            |         |
|                                      | Pump Seal Kit..... 7918  |         | Pump Seal Kit; W/16mm Shaft; 1st Design..... 8554                           |         |
|                                      | Pump Drive Shaft Seal Kit..... 8709                              |         | Pump Seal Kit; W/19mm Shaft; 2nd Design..... 8624                           |         |
|                                      | Stg. Gear Complete Rebuilding Kit..... 7858                      |         | Pump Drive Shaft Seal Kit; W/16mm Shaft; 1st Design..... 8712               |         |
|                                      | Stg. Gear Major Seal Kit..... 7860                               |         | Pump Drive Shaft Seal Kit; W/19mm Shaft; 2nd Design..... 8709               |         |
|                                      | Stg. Gear Input Shaft Seal Kit..... 7095                         |         | Rack & Pinion Upper Pinion Bearing Kit..... 8571                            |         |
|                                      | Stg. Gear Complete Pitman Shaft Seal Kit..... 8766               |         | Rack & Pinion Lower Pinion Bearing Kit..... 8572                            |         |
|                                      | Stg. Gear Lower Pitman Shaft Seal Kit..... 7856                  |         | <b>1988</b>   |         |
|                                      | <b>FIREFLY</b>   |         | <b>4-CYL. 2.0 L ENG.; 4-CYL. 2.3 L ENG.; 4-CYL. 2.5 L ENG.</b>              |         |
|                                      | <b>1995</b>  |         | Pump Complete Rebuilding Kit..... 8561                                      |         |
|                                      | <b>3-CYL. 1.0 L ENG. (CANADA); 4-CYL. 1.3 L ENG. (CANADA)</b>    |         | Pump Seal Kit..... 8554   |         |
|                                      | Pump Seal Kit..... 8833  |         | Pump Drive Shaft Seal Kit..... 8712   |         |
|                                      | <b>GRAND AM</b>  |         | Rack & Pinion Upper Pinion Bearing Kit..... 8571                            |         |
|                                      | <b>1995</b>  |         | Rack & Pinion Lower Pinion Bearing Kit..... 8572                            |         |
|                                      | <b>4-CYL. 2.3 L ENG.</b>   |         | <b>1987</b>   |         |
|                                      | Pump Seal Kit; W/Electronic Variable Assist..... 8802            |         | <b>4-CYL. 2.0 L ENG.; 4-CYL. 2.5 L ENG.; V-6 3.0 L ENG.</b>                 |         |
|                                      | Pump Seal Kit; W/O Electronic Variable Assist..... 8795          |         | Pump Complete Rebuilding Kit..... 8561                                      |         |
|                                      | Rack & Pinion Seal Kit..... 8818                                 |         | Pump Seal Kit..... 8554   |         |
|                                      | Rack & Pinion Upper Pinion Bearing Kit..... 8571                 |         | Pump Drive Shaft Seal Kit..... 8712   |         |
|                                      | Rack & Pinion Lower Pinion Bearing Kit..... 8572                 |         | Rack & Pinion Upper Pinion Bearing Kit..... 8571                            |         |
|                                      | <b>V-6 3.1 L ENG.</b>  |         | Rack & Pinion Lower Pinion Bearing Kit..... 8572                            |         |
|                                      | Pump Seal Kit; W/Electronic Variable Assist..... 8793            |         | <b>1986-1985</b>  |         |
|                                      | Pump Seal Kit; W/O Electronic Variable Assist..... 8624          |         | <b>4-CYL. 2.5 L ENG.; V-6 3.0 L ENG.</b>                                    |         |
|                                      | Pump Drive Shaft Seal Kit..... 8709                              |         | Pump Complete Rebuilding Kit..... 8561                                      |         |
|                                      | Rack & Pinion Seal Kit..... 8818                                 |         | Pump Seal Kit..... 8554   |         |
|                                      | Rack & Pinion Upper Pinion Bearing Kit..... 8571                 |         | Pump Drive Shaft Seal Kit..... 8712   |         |
|                                      | Rack & Pinion Lower Pinion Bearing Kit..... 8572                 |         | Rack & Pinion Seal Kit..... 8582  |         |
|                                      | <b>1994</b>  |         | Rack & Pinion Upper Pinion Bearing Kit..... 8571                            |         |
|                                      | <b>4-CYL. 2.3 L ENG.; V-6 3.1 L ENG.</b>                         |         | Rack & Pinion Lower Pinion Bearing Kit..... 8572                            |         |
|                                      | Pump Seal Kit; W/Electronic Variable Assist..... 8793            |         | <b>1980</b>   |         |
|                                      | Pump Seal Kit; W/O Electronic Variable Assist..... 8624          |         | <b>V-8 4.9 L ENG.; V-8 5.0 L ENG.</b>                                       |         |
|                                      | Pump Drive Shaft Seal Kit..... 8709                              |         | Pump Complete Rebuilding Kit..... 7910                                      |         |
|                                      | Rack & Pinion Seal Kit..... 8818                                 |         | Pump Seal Kit..... 7918   |         |
|                                      | Rack & Pinion Upper Pinion Bearing Kit..... 8571                 |         | Pump Drive Shaft Seal Kit..... 8709   |         |
|                                      | Rack & Pinion Lower Pinion Bearing Kit..... 8572                 |         | Stg. Gear Complete Rebuilding Kit; W/4-Bolt Gear Housing..... 8522          |         |
|                                      | <b>1993-1992</b>   |         | Stg. Gear Complete Rebuilding Kit; W/Ring Retained Housing..... 8529        |         |
|                                      | <b>4-CYL. 2.3 L ENG.; V-6 3.3 L ENG.</b>                         |         | Stg. Gear Major Seal Kit; W/4-Bolt Gear Housing..... 8521                   |         |
|                                      | Pump Seal Kit; W/Electronic Variable Assist..... 8793            |         | Stg. Gear Major Seal Kit; W/Ring Retained Housing..... 8528                 |         |
|                                      | Pump Seal Kit; W/O Electronic Variable Assist..... 8624          |         | Stg. Gear Input Shaft Seal Kit; W/4-Bolt Gear Housing..... 8525             |         |
|                                      | Pump Drive Shaft Seal Kit..... 8709                              |         | Stg. Gear Input Shaft Seal Kit; W/Ring Retained Housing..... 7095           |         |
|                                      | Rack & Pinion Seal Kit..... 8818                                 |         | Stg. Gear Complete Pitman Shaft Seal Kit; W/4-Bolt Gear Housing... 8766     |         |
|                                      | Rack & Pinion Upper Pinion Bearing Kit..... 8571                 |         | Stg. Gear Complete Pitman Shaft Seal Kit; W/Ring Retained Housing..... 8767 |         |
|                                      | Rack & Pinion Lower Pinion Bearing Kit..... 8572                 |         | Stg. Gear Lower Pitman Shaft Seal Kit; W/4-Bolt Gear Housing..... 7856      |         |
|                                      | <b>1991</b>  |         | Stg. Gear Lower Pitman Shaft Seal Kit; W/Ring Retained Housing... 8530      |         |
|                                      | <b>4-CYL. 2.3 L ENG.; 4-CYL. 2.5 L ENG.</b>                      |         | <b>1979</b>   |         |
|                                      | Pump Seal Kit..... 8624  |         | <b>V-6 231 ENG.; V-8 301 ENG.; V-8 305 ENG.</b>                             |         |
|                                      | Pump Drive Shaft Seal Kit..... 8709                              |         | Pump Complete Rebuilding Kit..... 7910                                      |         |
|                                      | Rack & Pinion Upper Pinion Bearing Kit..... 8571                 |         | Pump Seal Kit..... 7918   |         |
|                                      | Rack & Pinion Lower Pinion Bearing Kit..... 8572                 |         | Pump Drive Shaft Seal Kit..... 8709   |         |
|                                      | <b>1990</b>  |         | Stg. Gear Complete Rebuilding Kit; W/4-Bolt Gear Housing..... 8522          |         |
|                                      | <b>4-CYL. 2.3 L ENG.</b>   |         | Stg. Gear Complete Rebuilding Kit; W/Ring Retained Housing..... 8529        |         |
|                                      | Pump Complete Rebuilding Kit..... 8561                           |         | Stg. Gear Major Seal Kit; W/4-Bolt Gear Housing..... 8521                   |         |
|                                      |  |         | Stg. Gear Major Seal Kit; W/Ring Retained Housing..... 8528                 |         |
|                                      |  |         | Stg. Gear Input Shaft Seal Kit; W/4-Bolt Gear Housing..... 8525             |         |

☆ See Pages A14 - A15 For Pump or Gear Identification.

⊗ Packaged one bushing per box, order as required.



# Power Steering Repair Kits for Passenger Cars and Light Trucks

| Application   | Kit No. | Application   | Kit No. |
|---|---------|---|---------|
| <b>PONTIAC - Continued</b>  |         | <b>PONTIAC - Continued</b>  |         |
| <b>GRAND AM - Continued</b>   |         | <b>GRAND LEMANS - Continued</b>   |         |
| <b>1979 - Continued</b>   |         | <b>1982 - Continued</b>   |         |
| <b>V-6 231 ENG.; V-8 301 ENG.; V-8 305 ENG. - Continued</b>   |         | <b>V-6 3.8 L ENG. (CANADA); V-6 4.1 L ENG. (CANADA); V-8 4.4 L ENG. (CANADA); V-8 5.0 L ENG. (CANADA); V-8 5.7 L DIESEL ENG. (CANADA) - Continued</b> |         |
| Stg. Gear Input Shaft Seal Kit; W/Ring Retained Housing.....  | 7095    | Stg. Gear Input Shaft Seal Kit.....   | 8525    |
| Stg. Gear Complete Pitman Shaft Seal Kit; W/4-Bolt Gear Housing...  | 8766    | Stg. Gear Complete Pitman Shaft Seal Kit.....   | 8766    |
| Stg. Gear Complete Pitman Shaft Seal Kit; W/Ring Retained Housing.....  | 8767    | Stg. Gear Lower Pitman Shaft Seal Kit.....  | 7856    |
| Stg. Gear Lower Pitman Shaft Seal Kit; W/4-Bolt Gear Housing.....   | 7856    |   |         |
| Stg. Gear Lower Pitman Shaft Seal Kit; W/Ring Retained Housing....  | 8530    |   |         |
| <b>1978</b>   |         | <b>1981</b>   |         |
| <b>V-8 301 ENG.; V-8 305 ENG.</b>   |         | <b>V-6 3.8 L ENG.; V-8 4.3 L ENG.; V-8 4.4 L ENG. (CANADA); V-8 4.9 L ENG.; V-8 5.0 L ENG. (CANADA)</b>   |         |
| Pump Complete Rebuilding Kit.....   | 7910    | Pump Complete Rebuilding Kit.....   | 7910    |
| Pump Seal Kit.....  | 7918    | Pump Seal Kit.....  | 7918    |
| Pump Drive Shaft Seal Kit.....  | 8709    | Pump Drive Shaft Seal Kit.....  | 8709    |
| Stg. Gear Complete Rebuilding Kit; W/4-Bolt Gear Housing.....   | 7858    | Stg. Gear Complete Rebuilding Kit; W/4-Bolt Gear Housing.....   | 8522    |
| Stg. Gear Complete Rebuilding Kit; W/Ring Retained Housing.....   | 8529    | Stg. Gear Complete Rebuilding Kit; W/Ring Retained Housing.....   | 8529    |
| Stg. Gear Major Seal Kit; W/4-Bolt Gear Housing.....  | 7860    | Stg. Gear Major Seal Kit; W/4-Bolt Gear Housing.....  | 8521    |
| Stg. Gear Major Seal Kit; W/Ring Retained Housing.....  | 8528    | Stg. Gear Major Seal Kit; W/Ring Retained Housing.....  | 8528    |
| Stg. Gear Input Shaft Seal Kit.....   | 7095    | Stg. Gear Input Shaft Seal Kit; W/4-Bolt Gear Housing.....  | 8525    |
| Stg. Gear Complete Pitman Shaft Seal Kit; W/4-Bolt Gear Housing...  | 8766    | Stg. Gear Input Shaft Seal Kit; W/Ring Retained Housing.....  | 7095    |
| Stg. Gear Complete Pitman Shaft Seal Kit; W/Ring Retained Housing.....  | 8767    | Stg. Gear Complete Pitman Shaft Seal Kit; W/4-Bolt Gear Housing...  | 8766    |
| Stg. Gear Lower Pitman Shaft Seal Kit; W/4-Bolt Gear Housing.....   | 7856    | Stg. Gear Complete Pitman Shaft Seal Kit; W/Ring Retained Housing.....  | 8767    |
| Stg. Gear Lower Pitman Shaft Seal Kit; W/Ring Retained Housing....  | 8530    | Stg. Gear Lower Pitman Shaft Seal Kit; W/4-Bolt Gear Housing.....   | 7856    |
|   |         | Stg. Gear Lower Pitman Shaft Seal Kit; W/Ring Retained Housing....  | 8530    |
| <b>1975</b>   |         | <b>1980</b>   |         |
| <b>V-8 350 ENG.; V-8 400 ENG.; V-8 455 ENG.</b>   |         | <b>V-6 3.8 L ENG.; V-8 4.3 L ENG.; V-8 4.4 L ENG. (CANADA); V-8 4.9 L ENG.; V-8 5.0 L ENG.</b>  |         |
| Pump Complete Rebuilding Kit.....   | 7910    | Pump Complete Rebuilding Kit.....   | 7910    |
| Pump Seal Kit.....  | 7918    | Pump Seal Kit.....  | 7918    |
| Pump Drive Shaft Seal Kit.....  | 8709    | Pump Drive Shaft Seal Kit.....  | 8709    |
| Stg. Gear Complete Rebuilding Kit.....  | 7858    | Stg. Gear Complete Rebuilding Kit; W/4-Bolt Gear Housing.....   | 8522    |
| Stg. Gear Major Seal Kit.....   | 7860    | Stg. Gear Complete Rebuilding Kit; W/Ring Retained Housing.....   | 8529    |
| Stg. Gear Input Shaft Seal Kit.....   | 7095    | Stg. Gear Major Seal Kit; W/4-Bolt Gear Housing.....  | 8521    |
| Stg. Gear Complete Pitman Shaft Seal Kit.....   | 8766    | Stg. Gear Major Seal Kit; W/Ring Retained Housing.....  | 8528    |
| Stg. Gear Lower Pitman Shaft Seal Kit.....  | 7856    | Stg. Gear Input Shaft Seal Kit; W/4-Bolt Gear Housing.....  | 8525    |
|   |         | Stg. Gear Input Shaft Seal Kit; W/Ring Retained Housing.....  | 7095    |
|   |         | Stg. Gear Complete Pitman Shaft Seal Kit; W/4-Bolt Gear Housing...  | 8766    |
|   |         | Stg. Gear Complete Pitman Shaft Seal Kit; W/Ring Retained Housing.....  | 8767    |
|   |         | Stg. Gear Lower Pitman Shaft Seal Kit; W/4-Bolt Gear Housing.....   | 7856    |
|   |         | Stg. Gear Lower Pitman Shaft Seal Kit; W/Ring Retained Housing....  | 8530    |
| <b>1974</b>   |         | <b>1979</b>   |         |
| <b>V-8 400 ENG.; V-8 455 ENG.</b>   |         | <b>V-6 200 (CANADA) ENG.; V-6 231 ENG.; V-8 267 (CANADA) ENG.; V-8 301 ENG.; V-8 305 ENG.; V-8 350 ENG.</b>   |         |
| Pump Complete Rebuilding Kit.....   | 7910    | Pump Complete Rebuilding Kit.....   | 7910    |
| Pump Seal Kit.....  | 7918    | Pump Seal Kit.....  | 7918    |
| Pump Drive Shaft Seal Kit.....  | 8709    | Pump Drive Shaft Seal Kit.....  | 8709    |
| Stg. Gear Complete Rebuilding Kit.....  | 7858    | Stg. Gear Complete Rebuilding Kit; W/4-Bolt Gear Housing.....   | 8522    |
| Stg. Gear Major Seal Kit.....   | 7860    | Stg. Gear Complete Rebuilding Kit; W/Ring Retained Housing.....   | 8529    |
| Stg. Gear Input Shaft Seal Kit.....   | 7095    | Stg. Gear Major Seal Kit; W/4-Bolt Gear Housing.....  | 8521    |
| Stg. Gear Complete Pitman Shaft Seal Kit.....   | 8766    | Stg. Gear Major Seal Kit; W/Ring Retained Housing.....  | 8528    |
| Stg. Gear Lower Pitman Shaft Seal Kit.....  | 7856    | Stg. Gear Input Shaft Seal Kit; W/4-Bolt Gear Housing.....  | 8525    |
|   |         | Stg. Gear Input Shaft Seal Kit; W/Ring Retained Housing.....  | 7095    |
|   |         | Stg. Gear Complete Pitman Shaft Seal Kit; W/4-Bolt Gear Housing...  | 8766    |
|   |         | Stg. Gear Complete Pitman Shaft Seal Kit; W/Ring Retained Housing.....  | 8767    |
|   |         | Stg. Gear Lower Pitman Shaft Seal Kit; W/4-Bolt Gear Housing.....   | 7856    |
|   |         | Stg. Gear Lower Pitman Shaft Seal Kit; W/Ring Retained Housing....  | 8530    |
| <b>1973</b>   |         | <b>1978</b>   |         |
| <b>V-8 350 ENG.; V-8 400 ENG.; V-8 455 ENG.</b>   |         | <b>V-6 200 (CANADA) ENG.; V-6 231 ENG.; V-8 305 ENG.</b>  |         |
| Pump Complete Rebuilding Kit.....   | 7910    | Pump Complete Rebuilding Kit.....   | 7910    |
| Pump Seal Kit.....  | 7918    | Pump Seal Kit.....  | 7918    |
| Pump Drive Shaft Seal Kit.....  | 8709    | Pump Drive Shaft Seal Kit.....  | 8709    |
| Stg. Gear Complete Rebuilding Kit.....  | 7858    | Stg. Gear Complete Rebuilding Kit; W/4-Bolt Gear Housing.....   | 7858    |
| Stg. Gear Major Seal Kit.....   | 7860    | Stg. Gear Complete Rebuilding Kit; W/Ring Retained Housing.....   | 8529    |
| Stg. Gear Input Shaft Seal Kit.....   | 7095    | Stg. Gear Major Seal Kit; W/4-Bolt Gear Housing.....  | 8521    |
| Stg. Gear Complete Pitman Shaft Seal Kit.....   | 8766    | Stg. Gear Major Seal Kit; W/Ring Retained Housing.....  | 8528    |
| Stg. Gear Lower Pitman Shaft Seal Kit.....  | 7856    | Stg. Gear Input Shaft Seal Kit; W/4-Bolt Gear Housing.....  | 8525    |
|   |         | Stg. Gear Input Shaft Seal Kit; W/Ring Retained Housing.....  | 7095    |
|   |         | Stg. Gear Complete Pitman Shaft Seal Kit; W/4-Bolt Gear Housing...  | 8766    |
|   |         | Stg. Gear Complete Pitman Shaft Seal Kit; W/Ring Retained Housing.....  | 8767    |
|   |         | Stg. Gear Lower Pitman Shaft Seal Kit; W/4-Bolt Gear Housing.....   | 7856    |
|   |         | Stg. Gear Lower Pitman Shaft Seal Kit; W/Ring Retained Housing....  | 8530    |
| <b>GRAND LEMANS</b>   |         | <b>1977</b>   |         |
| <b>1983</b>   |         | <b>V-6 200 (CANADA) ENG.; V-6 231 ENG.; V-8 305 ENG.</b>  |         |
| <b>V-6 3.8 L ENG. (CANADA); V-8 5.0 L ENG. (CANADA); V-8 5.7 L DIESEL ENG. (CANADA)</b>   |         | <b>V-6 200 (CANADA) ENG.; V-6 231 ENG.; V-8 305 ENG.</b>  |         |
| Pump Complete Rebuilding Kit.....   | 7910    | Pump Complete Rebuilding Kit.....   | 7910    |
| Pump Seal Kit.....  | 7918    | Pump Seal Kit.....  | 7918    |
| Pump Drive Shaft Seal Kit.....  | 8709    | Pump Drive Shaft Seal Kit.....  | 8709    |
| Stg. Gear Complete Rebuilding Kit.....  | 8522    | Stg. Gear Complete Rebuilding Kit; W/4-Bolt Gear Housing.....   | 7858    |
| Stg. Gear Major Seal Kit.....   | 8521    | Stg. Gear Complete Rebuilding Kit; W/Ring Retained Housing.....   | 8529    |
| Stg. Gear Input Shaft Seal Kit.....   | 8525    | Stg. Gear Major Seal Kit; W/4-Bolt Gear Housing.....  | 7860    |
| Stg. Gear Complete Pitman Shaft Seal Kit.....   | 8766    | Stg. Gear Major Seal Kit; W/Ring Retained Housing.....  | 8528    |
| Stg. Gear Lower Pitman Shaft Seal Kit.....  | 7856    | Stg. Gear Input Shaft Seal Kit.....   | 7095    |
|   |         | Stg. Gear Input Shaft Seal Kit; W/4-Bolt Gear Housing.....  | 8766    |
|   |         | Stg. Gear Complete Pitman Shaft Seal Kit; W/4-Bolt Gear Housing...  | 8766    |
|   |         | Stg. Gear Complete Pitman Shaft Seal Kit; W/Ring Retained Housing.....  | 8767    |
|   |         | Stg. Gear Lower Pitman Shaft Seal Kit; W/4-Bolt Gear Housing.....   | 7856    |
|   |         | Stg. Gear Lower Pitman Shaft Seal Kit; W/Ring Retained Housing....  | 8530    |
| <b>1982</b>   |         | <b>1976</b>   |         |
| <b>V-6 3.8 L ENG. (CANADA); V-6 4.1 L ENG. (CANADA); V-8 4.4 L ENG. (CANADA); V-8 5.0 L ENG. (CANADA); V-8 5.7 L DIESEL ENG. (CANADA)</b> |         | <b>V-6 350 ENG.</b>   |         |
| Pump Complete Rebuilding Kit.....   | 7910    | Pump Complete Rebuilding Kit.....   | 7910    |
| Pump Seal Kit.....  | 7918    | Pump Seal Kit.....  | 7918    |
| Pump Drive Shaft Seal Kit.....  | 8709    |   |         |
| Stg. Gear Complete Rebuilding Kit.....  | 8522    |   |         |
| Stg. Gear Major Seal Kit.....   | 8521    |   |         |

☆ See Pages A14 - A15 For Pump or Gear Identification.

⊛ Packaged one bushing per box, order as required.

**SYSTEM PUMP & GEAR IDENT.**

**SYSTEM & COMPONENT IDENT.**

**PASS. CARS**

**LIGHT TRUCKS**

**MEDIUM/HEAVY TRUCKS**

**BUSES**

**HOSE NUMERICAL**

**REPAIR KITS**

**KIT NUMERICAL**

**ILLUSTRATIONS**



# Power Steering Repair Kits for Passenger Cars and Light Trucks

|                           | Application   | Kit No.  | Application   | Kit No.  |      |
|---------------------------|---|--|---|--|------|
| SYSTEM PUMP & GEAR IDENT. | <b>PONTIAC - Continued</b>  |  | <b>PONTIAC - Continued</b>  |  |      |
|                           | <b>GRAND LEMANS - Continued</b>   |  | <b>GRAND PRIX - Continued</b>   |  |      |
|                           | <b>1978 - Continued</b>   |  | <b>1989</b>   |  |      |
|                           | <b>V-8 350 ENG. - Continued</b>   |  | <b>V-6 2.8 L ENG.; V-6 3.1 L ENG.</b>   |  |      |
|                           |   | Pump Drive Shaft Seal Kit.....   | 8709  | Pump Seal Kit.....   | 8624 |
|                           |   | Stg. Gear Complete Rebuilding Kit; W/4-Bolt Gear Housing.....          | 7858  | Pump Drive Shaft Seal Kit.....   | 8709 |
|                           |   | Stg. Gear Complete Rebuilding Kit; W/Ring Retained Housing.....        | 8529  | Rack & Pinion Seal Kit.....  | 8580 |
|                           |   | Stg. Gear Major Seal Kit; W/4-Bolt Gear Housing.....                   | 7860  | Rack & Pinion Upper Pinion Bearing Kit.....                            | 8571 |
|                           |   | Stg. Gear Major Seal Kit; W/Ring Retained Housing.....                 | 8528  | Rack & Pinion Lower Pinion Bearing Kit.....                            | 8572 |
|                           |   | Stg. Gear Complete Pitman Shaft Seal Kit; W/4-Bolt Gear Housing.....   | 8766  |  |      |
| SYSTEM & COMPONENT IDENT. |   | Stg. Gear Complete Pitman Shaft Seal Kit; W/Ring Retained Housing..... | 8767  |  |      |
|                           |   | Stg. Gear Lower Pitman Shaft Seal Kit; W/4-Bolt Gear Housing.....      | 7856  |  |      |
|                           |   | Stg. Gear Lower Pitman Shaft Seal Kit; W/Ring Retained Housing.....    | 8530  |  |      |
|                           | <b>1977</b>   |  | <b>1988</b>   |  |      |
|                           | <b>6-CYL. 250 (CANADA) ENG.; V-6 231 ENG.; V-8 301 ENG.; V-8 305 ENG.; V-8 350 ENG.; V-8 400 ENG.; V-8 403 ENG.</b> |  | <b>V-6 2.8 L ENG.</b>   |  |      |
|                           |   | Pump Complete Rebuilding Kit.....                                      | 7910  | Pump Complete Rebuilding Kit.....                                      | 8561 |
|                           |   | Pump Seal Kit.....   | 7918  | Pump Seal Kit.....   | 8554 |
|                           |   | Pump Drive Shaft Seal Kit.....   | 8709  | Pump Drive Shaft Seal Kit.....   | 8712 |
|                           |   | Stg. Gear Complete Rebuilding Kit; W/4-Bolt Gear Housing.....          | 7858  | Rack & Pinion Seal Kit.....  | 8580 |
|                           |   | Stg. Gear Complete Rebuilding Kit; W/Ring Retained Housing.....        | 8529  | Rack & Pinion Upper Pinion Bearing Kit.....                            | 8571 |
| PASS. CARS                |   | Stg. Gear Major Seal Kit; W/4-Bolt Gear Housing.....                   | 7860  | Rack & Pinion Lower Pinion Bearing Kit.....                            | 8572 |
|                           |   | Stg. Gear Major Seal Kit; W/Ring Retained Housing.....                 | 8528  |  |      |
|                           |   | Stg. Gear Input Shaft Seal Kit.....                                    | 7095  |  |      |
|                           |   | Stg. Gear Complete Pitman Shaft Seal Kit; W/4-Bolt Gear Housing.....   | 8766  |  |      |
|                           |   | Stg. Gear Complete Pitman Shaft Seal Kit; W/Ring Retained Housing..... | 8767  |  |      |
|                           |   | Stg. Gear Lower Pitman Shaft Seal Kit; W/4-Bolt Gear Housing.....      | 7856  |  |      |
|                           |   | Stg. Gear Lower Pitman Shaft Seal Kit; W/Ring Retained Housing.....    | 8530  |  |      |
|                           | <b>1987-1986</b>  |  | <b>V-6 3.8 L ENG.; V-6 4.3 L ENG.; V-8 5.0 L ENG.</b>                                 |  |      |
|                           |   | Pump Complete Rebuilding Kit.....                                      | 7910  | Pump Complete Rebuilding Kit.....                                      | 7910 |
|                           |   | Pump Seal Kit.....   | 7918  | Pump Seal Kit.....   | 7918 |
|                           | Pump Drive Shaft Seal Kit.....  | 8709   | Pump Drive Shaft Seal Kit.....  | 8709   |      |
|                           | Stg. Gear Complete Rebuilding Kit.....  | 8522   | Stg. Gear Complete Rebuilding Kit.....  | 8522   |      |
|                           | Stg. Gear Major Seal Kit.....   | 8521   | Stg. Gear Major Seal Kit.....   | 8521   |      |
|                           | Stg. Gear Input Shaft Seal Kit.....   | 8525   | Stg. Gear Input Shaft Seal Kit.....   | 8525   |      |
|                           | Stg. Gear Complete Pitman Shaft Seal Kit.....   | 8766   | Stg. Gear Complete Pitman Shaft Seal Kit.....   | 8766   |      |
|                           | Stg. Gear Lower Pitman Shaft Seal Kit.....  | 7856   | Stg. Gear Lower Pitman Shaft Seal Kit.....  | 7856   |      |
| LIGHT TRUCKS              | <b>1985</b>   |  | <b>1985</b>   |  |      |
|                           | <b>V-6 3.8 L ENG.; V-8 5.0 L ENG.</b>   |  | <b>V-6 3.8 L ENG.; V-8 5.0 L ENG.</b>   |  |      |
|                           |   | Pump Complete Rebuilding Kit.....                                      | 7910  | Pump Complete Rebuilding Kit.....                                      | 7910 |
|                           |   | Pump Seal Kit.....   | 7918  | Pump Seal Kit.....   | 7918 |
|                           |   | Pump Drive Shaft Seal Kit.....   | 8709  | Pump Drive Shaft Seal Kit.....   | 8709 |
|                           |   | Stg. Gear Complete Rebuilding Kit.....                                 | 8522  | Stg. Gear Complete Rebuilding Kit.....                                 | 8522 |
|                           |   | Stg. Gear Major Seal Kit.....  | 8521  | Stg. Gear Major Seal Kit.....  | 8521 |
|                           |   | Stg. Gear Input Shaft Seal Kit.....                                    | 8525  | Stg. Gear Input Shaft Seal Kit.....                                    | 8525 |
|                           |   | Stg. Gear Complete Pitman Shaft Seal Kit.....                          | 8766  | Stg. Gear Complete Pitman Shaft Seal Kit.....                          | 8766 |
|                           |   | Stg. Gear Lower Pitman Shaft Seal Kit.....                             | 7856  | Stg. Gear Lower Pitman Shaft Seal Kit.....                             | 7856 |
| MEDIUM/HEAVY TRUCKS       | <b>1984-1983</b>  |  | <b>1984-1983</b>  |  |      |
|                           | <b>V-6 3.8 L ENG.; V-8 5.0 L ENG.; V-8 5.7 L DIESEL ENG.</b>  |  | <b>V-6 3.8 L ENG.; V-8 5.0 L ENG.; V-8 5.7 L DIESEL ENG.</b>                          |  |      |
|                           |   | Pump Complete Rebuilding Kit.....                                      | 7910  | Pump Complete Rebuilding Kit.....                                      | 7910 |
|                           |   | Pump Seal Kit.....   | 7918  | Pump Seal Kit.....   | 7918 |
|                           |   | Pump Drive Shaft Seal Kit.....   | 8709  | Pump Drive Shaft Seal Kit.....   | 8709 |
|                           |   | Stg. Gear Complete Rebuilding Kit.....                                 | 8522  | Stg. Gear Complete Rebuilding Kit.....                                 | 8522 |
|                           |   | Stg. Gear Major Seal Kit.....  | 8521  | Stg. Gear Major Seal Kit.....  | 8521 |
|                           |   | Stg. Gear Input Shaft Seal Kit.....                                    | 8525  | Stg. Gear Input Shaft Seal Kit.....                                    | 8525 |
|                           |   | Stg. Gear Complete Pitman Shaft Seal Kit.....                          | 8766  | Stg. Gear Complete Pitman Shaft Seal Kit.....                          | 8766 |
|                           |   | Stg. Gear Lower Pitman Shaft Seal Kit.....                             | 7856  | Stg. Gear Lower Pitman Shaft Seal Kit.....                             | 7856 |
| BUSES                     | <b>1982</b>   |  | <b>1982</b>   |  |      |
|                           | <b>V-6 3.8 L ENG.; V-6 4.1 L ENG.; V-8 4.4 L ENG. (CANADA); V-8 5.7 L DIESEL ENG.</b>                               |  | <b>V-6 3.8 L ENG.; V-6 4.1 L ENG.; V-8 4.4 L ENG. (CANADA); V-8 5.7 L DIESEL ENG.</b> |  |      |
|                           |   | Pump Complete Rebuilding Kit.....                                      | 7910  | Pump Complete Rebuilding Kit.....                                      | 7910 |
|                           |   | Pump Seal Kit.....   | 7918  | Pump Seal Kit.....   | 7918 |
|                           |   | Pump Drive Shaft Seal Kit.....   | 8709  | Pump Drive Shaft Seal Kit.....   | 8709 |
|                           |   | Stg. Gear Complete Rebuilding Kit.....                                 | 8522  | Stg. Gear Complete Rebuilding Kit.....                                 | 8522 |
|                           |   | Stg. Gear Major Seal Kit.....  | 8521  | Stg. Gear Major Seal Kit.....  | 8521 |
|                           |   | Stg. Gear Input Shaft Seal Kit.....                                    | 8525  | Stg. Gear Input Shaft Seal Kit.....                                    | 8525 |
|                           |   | Stg. Gear Complete Pitman Shaft Seal Kit.....                          | 8766  | Stg. Gear Complete Pitman Shaft Seal Kit.....                          | 8766 |
|                           |   | Stg. Gear Lower Pitman Shaft Seal Kit.....                             | 7856  | Stg. Gear Lower Pitman Shaft Seal Kit.....                             | 7856 |
| HOSE NUMERICAL            | <b>1981</b>   |  | <b>1981</b>   |  |      |
|                           | <b>V-6 3.8 L ENG.; V-8 4.3 L ENG.; V-8 4.4 L ENG. (CANADA); V-8 5.7 L DIESEL ENG.</b>                               |  | <b>V-6 3.8 L ENG.; V-8 4.3 L ENG.; V-8 4.4 L ENG. (CANADA); V-8 5.7 L DIESEL ENG.</b> |  |      |
|                           |   | Pump Complete Rebuilding Kit.....                                      | 7910  | Pump Complete Rebuilding Kit.....                                      | 7910 |
|                           |   | Pump Seal Kit.....   | 7918  | Pump Seal Kit.....   | 7918 |
|                           |   | Pump Drive Shaft Seal Kit.....   | 8709  | Pump Drive Shaft Seal Kit.....   | 8709 |
|                           |   | Stg. Gear Complete Rebuilding Kit; W/4-Bolt Gear Housing.....          | 8522  | Stg. Gear Complete Rebuilding Kit; W/4-Bolt Gear Housing.....          | 8522 |
|                           |   | Stg. Gear Complete Rebuilding Kit; W/Ring Retained Housing.....        | 8529  | Stg. Gear Complete Rebuilding Kit; W/Ring Retained Housing.....        | 8529 |
|                           |   | Stg. Gear Major Seal Kit; W/4-Bolt Gear Housing.....                   | 8521  | Stg. Gear Major Seal Kit; W/4-Bolt Gear Housing.....                   | 8521 |
|                           |   | Stg. Gear Major Seal Kit; W/Ring Retained Housing.....                 | 8528  | Stg. Gear Major Seal Kit; W/Ring Retained Housing.....                 | 8528 |
|                           |   | Stg. Gear Input Shaft Seal Kit; W/4-Bolt Gear Housing.....             | 8525  | Stg. Gear Input Shaft Seal Kit; W/4-Bolt Gear Housing.....             | 8525 |
| REPAIR KITS               |   | Stg. Gear Input Shaft Seal Kit; W/Ring Retained Housing.....           | 7095  | Stg. Gear Input Shaft Seal Kit; W/Ring Retained Housing.....           | 7095 |
|                           |   | Stg. Gear Complete Pitman Shaft Seal Kit.....                          | 8766  | Stg. Gear Complete Pitman Shaft Seal Kit.....                          | 8766 |
|                           |   | Stg. Gear Lower Pitman Shaft Seal Kit.....                             | 7856  | Stg. Gear Complete Pitman Shaft Seal Kit; W/Ring Retained Housing..... | 8767 |
|                           |   |  |   | Stg. Gear Lower Pitman Shaft Seal Kit; W/4-Bolt Gear Housing.....      | 7856 |
|                           |   |  |   | Stg. Gear Lower Pitman Shaft Seal Kit; W/Ring Retained Housing.....    | 8530 |
|                           | <b>GRAND PRIX</b>   |  | <b>GRAND PRIX</b>   |  |      |
|                           | <b>1995-1992</b>  |  | <b>1995-1992</b>  |  |      |
|                           | <b>V-6 3.1 L ENG.; V-6 3.4 L ENG.</b>   |  | <b>V-6 3.1 L ENG.; V-6 3.4 L ENG.</b>   |  |      |
|                           |   | Pump Seal Kit; W/Electronic Variable Assist.....                       | 8793  | Pump Seal Kit; W/O Electronic Variable Assist.....                     | 8624 |
|                           |   | Pump Seal Kit; W/O Electronic Variable Assist.....                     | 8624  | Pump Drive Shaft Seal Kit.....   | 8709 |
|                           | Pump Drive Shaft Seal Kit.....  | 8709   | Rack & Pinion Seal Kit.....   | 8785   |      |
|                           | Rack & Pinion Seal Kit.....   | 8785   | Rack & Pinion Upper Pinion Bearing Kit.....   | 8571   |      |
|                           | Rack & Pinion Upper Pinion Bearing Kit.....   | 8571   | Rack & Pinion Lower Pinion Bearing Kit.....   | 8572   |      |
|                           | Rack & Pinion Lower Pinion Bearing Kit.....   | 8572   |   |  |      |
| KIT NUMERICAL             | <b>1991</b>   |  | <b>1991</b>   |  |      |
|                           | <b>4-CYL. 2.3 L ENG.; V-6 3.1 L ENG.; V-6 3.4 L ENG.</b>  |  | <b>4-CYL. 2.3 L ENG.; V-6 3.1 L ENG.; V-6 3.4 L ENG.</b>                              |  |      |
|                           |   | Pump Seal Kit.....   | 8624  | Pump Seal Kit.....   | 8624 |
|                           |   | Pump Drive Shaft Seal Kit.....   | 8709  | Pump Drive Shaft Seal Kit.....   | 8709 |
|                           |   | Rack & Pinion Seal Kit.....  | 8580  | Rack & Pinion Seal Kit.....  | 8580 |
|                           |   | Rack & Pinion Upper Pinion Bearing Kit.....                            | 8571  | Rack & Pinion Upper Pinion Bearing Kit.....                            | 8571 |
|                           |   | Rack & Pinion Lower Pinion Bearing Kit.....                            | 8572  | Rack & Pinion Lower Pinion Bearing Kit.....                            | 8572 |
|                           | <b>1990</b>   |  | <b>1990</b>   |  |      |
|                           | <b>4-CYL. 2.3 L ENG.; V-6 3.1 L ENG.</b>  |  | <b>4-CYL. 2.3 L ENG.; V-6 3.1 L ENG.</b>  |  |      |
|                           |   | Pump Seal Kit.....   | 8624  | Pump Seal Kit.....   | 8624 |
|                           | Pump Drive Shaft Seal Kit.....  | 8709   | Pump Drive Shaft Seal Kit.....  | 8709   |      |
|                           | Rack & Pinion Seal Kit.....   | 8580   | Rack & Pinion Seal Kit.....   | 8580   |      |
|                           | Rack & Pinion Upper Pinion Bearing Kit.....   | 8571   | Rack & Pinion Upper Pinion Bearing Kit.....   | 8571   |      |
|                           | Rack & Pinion Lower Pinion Bearing Kit.....   | 8572   | Rack & Pinion Lower Pinion Bearing Kit.....   | 8572   |      |
| ILLUSTRATIONS             | <b>1989</b>   |  | <b>1989</b>   |  |      |
|                           | <b>V-6 2.8 L ENG.; V-6 3.1 L ENG.</b>   |  | <b>V-6 2.8 L ENG.; V-6 3.1 L ENG.</b>   |  |      |
|                           |   | Pump Seal Kit.....   | 8624  | Pump Seal Kit.....   | 8624 |
|                           |   | Pump Drive Shaft Seal Kit.....   | 8709  | Pump Drive Shaft Seal Kit.....   | 8709 |
|                           |   | Rack & Pinion Seal Kit.....  | 8580  | Rack & Pinion Seal Kit.....  | 8580 |
|                           |   | Rack & Pinion Upper Pinion Bearing Kit.....                            | 8571  | Rack & Pinion Upper Pinion Bearing Kit.....                            | 8571 |
|                           |   | Rack & Pinion Lower Pinion Bearing Kit.....                            | 8572  | Rack & Pinion Lower Pinion Bearing Kit.....                            | 8572 |
|                           | <b>1988</b>   |  | <b>1988</b>   |  |      |
|                           | <b>V-6 2.8 L ENG.</b>   |  | <b>V-6 2.8 L ENG.</b>   |  |      |
|                           |   | Pump Complete Rebuilding Kit.....                                      | 8561  | Pump Complete Rebuilding Kit.....                                      | 8561 |
|                           | Pump Seal Kit.....  | 8554   | Pump Seal Kit.....  | 8554   |      |
|                           | Pump Drive Shaft Seal Kit.....  | 8712   | Pump Drive Shaft Seal Kit.....  | 8712   |      |
|                           | Rack & Pinion Seal Kit.....   | 8580   | Rack & Pinion Seal Kit.....   | 8580   |      |
|                           | Rack & Pinion Upper Pinion Bearing Kit.....   | 8571   | Rack & Pinion Upper Pinion Bearing Kit.....   | 8571   |      |
|                           | Rack & Pinion Lower Pinion Bearing Kit.....   | 8572   | Rack & Pinion Lower Pinion Bearing Kit.....   | 8572   |      |

☆ See Pages A14 - A15 For Pump or Gear Identification.

⊗ Packaged one bushing per box, order as required.

# Power Steering Repair Kits for Passenger Cars and Light Trucks

| Application   | Kit No. | Application  | Kit No. |
|---|---------|--|---------|
| <b>PONTIAC - Continued</b>  |         | <b>PONTIAC - Continued</b>   |         |
| <b>GRAND PRIX - Continued</b>   |         | <b>GRAND PRIX - Continued</b>  |         |
| <b>1980</b>   |         | <b>1975-1970</b>   |         |
| <b>V-6 3.8 L ENG.; V-8 4.3 L ENG.; V-8 4.9 L ENG.; V-8 5.0 L ENG.</b>       |         | <b>V-8 400 ENG.; V-8 455 ENG.</b>  |         |
| Pump Complete Rebuilding Kit.....   | 7910    | Pump Complete Rebuilding Kit.....  | 7910    |
| Pump Seal Kit.....  | 7918    | Pump Seal Kit.....   | 7918    |
| Pump Drive Shaft Seal Kit.....  | 8709    | Pump Drive Shaft Seal Kit.....   | 8709    |
| Stg. Gear Complete Rebuilding Kit; W/4-Bolt Gear Housing.....               | 8522    | Stg. Gear Complete Rebuilding Kit.....   | 7858    |
| Stg. Gear Complete Rebuilding Kit; W/Ring Retained Housing.....             | 8529    | Stg. Gear Major Seal Kit.....  | 7860    |
| Stg. Gear Major Seal Kit; W/4-Bolt Gear Housing.....                        | 8521    | Stg. Gear Input Shaft Seal Kit.....  | 7095    |
| Stg. Gear Major Seal Kit; W/Ring Retained Housing.....                      | 8528    | Stg. Gear Complete Pitman Shaft Seal Kit.....  | 8766    |
| Stg. Gear Input Shaft Seal Kit; W/4-Bolt Gear Housing.....                  | 8525    | Stg. Gear Lower Pitman Shaft Seal Kit.....   | 7856    |
| Stg. Gear Input Shaft Seal Kit; W/Ring Retained Housing.....                | 7095    |  |         |
| Stg. Gear Complete Pitman Shaft Seal Kit; W/4-Bolt Gear Housing.....        | 8766    |  |         |
| Stg. Gear Complete Pitman Shaft Seal Kit; W/Ring Retained Housing.....      | 8767    |  |         |
| Stg. Gear Lower Pitman Shaft Seal Kit; W/4-Bolt Gear Housing.....           | 7856    |  |         |
| Stg. Gear Lower Pitman Shaft Seal Kit; W/Ring Retained Housing.....         | 8530    |  |         |
| <b>1979</b>   |         | <b>1969</b>  |         |
| <b>V-6 231 ENG.; V-8 301 ENG.; V-8 305 ENG.</b>                             |         | <b>V-8 400 ENG.; V-8 428 ENG.</b>  |         |
| Pump Complete Rebuilding Kit.....   | 7910    | Pump Complete Rebuilding Kit.....  | 7910    |
| Pump Seal Kit.....  | 7918    | Pump Seal Kit.....   | 7918    |
| Pump Drive Shaft Seal Kit.....  | 8709    | Pump Drive Shaft Seal Kit.....   | 8709    |
| Stg. Gear Complete Rebuilding Kit; W/4-Bolt Gear Housing.....               | 8522    | Stg. Gear Complete Rebuilding Kit.....   | 7858    |
| Stg. Gear Complete Rebuilding Kit; W/Ring Retained Housing.....             | 8529    | Stg. Gear Major Seal Kit.....  | 7860    |
| Stg. Gear Major Seal Kit; W/4-Bolt Gear Housing.....                        | 8521    | Stg. Gear Input Shaft Seal Kit.....  | 7095    |
| Stg. Gear Major Seal Kit; W/Ring Retained Housing.....                      | 8528    | Stg. Gear Complete Pitman Shaft Seal Kit.....  | 8766    |
| Stg. Gear Input Shaft Seal Kit; W/4-Bolt Gear Housing.....                  | 8525    | Stg. Gear Lower Pitman Shaft Seal Kit.....   | 7856    |
| Stg. Gear Input Shaft Seal Kit; W/Ring Retained Housing.....                | 7095    |  |         |
| Stg. Gear Complete Pitman Shaft Seal Kit; W/4-Bolt Gear Housing.....        | 8766    |  |         |
| Stg. Gear Complete Pitman Shaft Seal Kit; W/Ring Retained Housing.....      | 8767    |  |         |
| Stg. Gear Lower Pitman Shaft Seal Kit; W/4-Bolt Gear Housing.....           | 7856    |  |         |
| Stg. Gear Lower Pitman Shaft Seal Kit; W/Ring Retained Housing.....         | 8530    |  |         |
| <b>1978</b>   |         | <b>1968-1967</b>   |         |
| <b>V-6 231 ENG.; V-8 301 ENG.; V-8 305 ENG.</b>                             |         | <b>V-8 400 ENG.; V-8 428 ENG.</b>  |         |
| Pump Complete Rebuilding Kit.....   | 7910    | Pump Complete Rebuilding Kit.....  | 7910    |
| Pump Seal Kit.....  | 7918    | Pump Seal Kit.....   | 7918    |
| Pump Drive Shaft Seal Kit.....  | 8709    | Pump Drive Shaft Seal Kit.....   | 8709    |
| Stg. Gear Complete Rebuilding Kit; W/4-Bolt Gear Housing.....               | 8522    | Stg. Gear Complete Rebuilding Kit.....   | 7857    |
| Stg. Gear Complete Rebuilding Kit; W/Ring Retained Housing.....             | 8529    | Stg. Gear Major Seal Kit.....  | 7859    |
| Stg. Gear Major Seal Kit; W/4-Bolt Gear Housing.....                        | 8521    | Stg. Gear Input Shaft Seal Kit.....  | 7095    |
| Stg. Gear Major Seal Kit; W/Ring Retained Housing.....                      | 8528    | Stg. Gear Complete Pitman Shaft Seal Kit.....  | 8766    |
| Stg. Gear Input Shaft Seal Kit; W/4-Bolt Gear Housing.....                  | 8525    | Stg. Gear Lower Pitman Shaft Seal Kit.....   | 7856    |
| Stg. Gear Input Shaft Seal Kit; W/Ring Retained Housing.....                | 7095    |  |         |
| Stg. Gear Complete Pitman Shaft Seal Kit; W/4-Bolt Gear Housing.....        | 8766    |  |         |
| Stg. Gear Complete Pitman Shaft Seal Kit; W/Ring Retained Housing.....      | 8767    |  |         |
| Stg. Gear Lower Pitman Shaft Seal Kit; W/4-Bolt Gear Housing.....           | 7856    |  |         |
| Stg. Gear Lower Pitman Shaft Seal Kit; W/Ring Retained Housing.....         | 8530    |  |         |
| <b>1977</b>   |         | <b>1966-1964</b>   |         |
| <b>V-8 301 ENG.; V-8 350 ENG.; V-8 400 ENG.; V-8 403 ENG.</b>               |         | <b>V-8 389 ENG.; V-8 421 ENG.</b>  |         |
| Pump Complete Rebuilding Kit.....   | 7910    | Pump Seal Kit.....   | 8755    |
| Pump Seal Kit.....  | 7918    | Pump Drive Shaft Seal Kit.....   | 8711    |
| Pump Drive Shaft Seal Kit.....  | 8709    | Stg. Gear Complete Rebuilding Kit.....   | 7857    |
| Stg. Gear Complete Rebuilding Kit; W/4-Bolt Gear Housing.....               | 7858    | Stg. Gear Major Seal Kit.....  | 7859    |
| Stg. Gear Complete Rebuilding Kit; W/Ring Retained Housing.....             | 8529    | Stg. Gear Input Shaft Seal Kit.....  | 7095    |
| Stg. Gear Major Seal Kit; W/4-Bolt Gear Housing.....                        | 7860    | Stg. Gear Complete Pitman Shaft Seal Kit.....  | 8766    |
| Stg. Gear Major Seal Kit; W/Ring Retained Housing.....                      | 8528    | Stg. Gear Lower Pitman Shaft Seal Kit.....   | 7856    |
| Stg. Gear Input Shaft Seal Kit.....   | 7095    |  |         |
| Stg. Gear Complete Pitman Shaft Seal Kit; W/4-Bolt Gear Housing.....        | 8766    |  |         |
| Stg. Gear Complete Pitman Shaft Seal Kit; W/Ring Retained Housing.....      | 8767    |  |         |
| Stg. Gear Lower Pitman Shaft Seal Kit; W/4-Bolt Gear Housing.....           | 7856    |  |         |
| Stg. Gear Lower Pitman Shaft Seal Kit; W/Ring Retained Housing.....         | 8530    |  |         |
| <b>1976</b>   |         | <b>1962</b>  |         |
| <b>V-8 350 ENG.; V-8 400 ENG.; V-8 455 ENG.</b>                             |         | <b>V-8 389 ENG.</b>  |         |
| Pump Complete Rebuilding Kit.....   | 7910    | Pump Seal Kit.....   | 8754    |
| Pump Seal Kit.....  | 7918    | Pump Drive Shaft Seal Kit.....   | 8709    |
| Pump Drive Shaft Seal Kit.....  | 8709    | Stg. Gear Complete Rebuilding Kit.....   | 7857    |
| Stg. Gear Complete Rebuilding Kit.....                                      | 7858    | Stg. Gear Major Seal Kit.....  | 7859    |
| Stg. Gear Major Seal Kit.....   | 7860    | Stg. Gear Input Shaft Seal Kit.....  | 7095    |
| Stg. Gear Input Shaft Seal Kit.....   | 7095    | Stg. Gear Complete Pitman Shaft Seal Kit.....  | 8766    |
| Stg. Gear Complete Pitman Shaft Seal Kit; W/4-Bolt Gear Housing.....        | 8766    | Stg. Gear Lower Pitman Shaft Seal Kit.....   | 7856    |
| Stg. Gear Complete Pitman Shaft Seal Kit; W/Ring Retained Housing.....      | 8767    |  |         |
| Stg. Gear Lower Pitman Shaft Seal Kit; W/4-Bolt Gear Housing.....           | 7856    |  |         |
| Stg. Gear Lower Pitman Shaft Seal Kit; W/Ring Retained Housing.....         | 8530    |  |         |
| <b>1975</b>   |         | <b>GRAND SAFARI</b>  |         |
| <b>V-8 301 ENG.; V-8 350 ENG.; V-8 400 ENG.; V-8 403 ENG.</b>               |         | <b>1978</b>  |         |
| Pump Complete Rebuilding Kit.....   | 7910    | <b>V-8 301 ENG.; V-8 305 (CANADA) ENG.; V-8 350 ENG.; V-8 400 ENG.; V-8 403 ENG.</b> |         |
| Pump Seal Kit.....  | 7918    | Pump Complete Rebuilding Kit.....  | 7910    |
| Pump Drive Shaft Seal Kit.....  | 8709    | Pump Seal Kit.....   | 7918    |
| Stg. Gear Complete Rebuilding Kit; W/4-Bolt Gear Housing.....               | 7858    | Pump Drive Shaft Seal Kit.....   | 8709    |
| Stg. Gear Complete Rebuilding Kit; W/Ring Retained Housing.....             | 8529    | Stg. Gear Complete Rebuilding Kit.....   | 7858    |
| Stg. Gear Major Seal Kit; W/4-Bolt Gear Housing.....                        | 7860    | Stg. Gear Major Seal Kit.....  | 7860    |
| Stg. Gear Major Seal Kit; W/Ring Retained Housing.....                      | 8528    | Stg. Gear Input Shaft Seal Kit.....  | 7095    |
| Stg. Gear Input Shaft Seal Kit.....   | 7095    | Stg. Gear Complete Pitman Shaft Seal Kit.....  | 8766    |
| Stg. Gear Complete Pitman Shaft Seal Kit; W/4-Bolt Gear Housing.....        | 8766    | Stg. Gear Lower Pitman Shaft Seal Kit.....   | 7856    |
| Stg. Gear Complete Pitman Shaft Seal Kit; W/Ring Retained Housing.....      | 8767    |  |         |
| Stg. Gear Lower Pitman Shaft Seal Kit; W/4-Bolt Gear Housing.....           | 7856    |  |         |
| Stg. Gear Lower Pitman Shaft Seal Kit; W/Ring Retained Housing.....         | 8530    |  |         |
| <b>1974</b>   |         | <b>1977</b>  |         |
| <b>V-8 301 ENG.; V-8 305 ENG.; V-8 350 ENG.; V-8 400 ENG.; V-8 403 ENG.</b> |         | <b>V-8 301 ENG.; V-8 305 ENG.; V-8 350 ENG.; V-8 400 ENG.; V-8 403 ENG.</b>          |         |
| Pump Complete Rebuilding Kit.....   | 7910    | Pump Complete Rebuilding Kit.....  | 7910    |
| Pump Seal Kit.....  | 7918    | Pump Seal Kit.....   | 7918    |
| Pump Drive Shaft Seal Kit.....  | 8709    | Pump Drive Shaft Seal Kit.....   | 8709    |
| Stg. Gear Complete Rebuilding Kit.....                                      | 7858    | Stg. Gear Complete Rebuilding Kit.....   | 7858    |
| Stg. Gear Major Seal Kit.....   | 7860    | Stg. Gear Major Seal Kit.....  | 7860    |
| Stg. Gear Input Shaft Seal Kit.....   | 7095    | Stg. Gear Input Shaft Seal Kit.....  | 7095    |
| Stg. Gear Complete Pitman Shaft Seal Kit.....                               | 8766    | Stg. Gear Complete Pitman Shaft Seal Kit.....  | 8766    |
| Stg. Gear Lower Pitman Shaft Seal Kit.....                                  | 7856    | Stg. Gear Lower Pitman Shaft Seal Kit.....   | 7856    |

☆ See Pages A14 - A15 For Pump or Gear Identification.

⊛ Packaged one bushing per box, order as required.

**SYSTEM PUMP & GEAR IDENT.**

**SYSTEM & COMPONENT IDENT.**

**PASS. CARS**

**LIGHT TRUCKS**

**MEDIUM/HEAVY TRUCKS**

**BUSES**

**HOSE NUMERICAL**

**REPAIR KITS**

**KIT NUMERICAL**

**ILLUSTRATIONS**



# Power Steering Repair Kits for Passenger Cars and Light Trucks

| Application   | Kit No. | Application   | Kit No. |
|---|---------|---|---------|
| <b>PONTIAC - Continued</b>  |         | <b>PONTIAC - Continued</b>  |         |
| <b>LAURENTIAN - Continued</b>   |         | <b>LAURENTIAN - Continued</b>   |         |
| <b>1980</b>   |         | <b>1972-1971 - Continued</b>  |         |
| <b>V-6 3.8 L ENG. (CANADA); V-8 4.4 L ENG. (CANADA); V-8 5.0 L ENG. (CANADA); V-8 5.7 L ENG. (CANADA); V-8 5.7 L DIESEL ENG. (CANADA)</b> |         | <b>6-CYL. 250 (CANADA) ENG.; V-8 350 (CANADA) ENG.</b>  |         |
| Pump Complete Rebuilding Kit.....   | 7910    | - Continued   |         |
| Pump Seal Kit.....  | 7918    | Pump Drive Shaft Seal Kit.....  | 8709    |
| Pump Drive Shaft Seal Kit.....  | 8709    | Stg. Gear Complete Rebuilding Kit; W/A.C.....   | 7857    |
| Stg. Gear Complete Rebuilding Kit.....  | 8522    | Stg. Gear Complete Rebuilding Kit; W/O A.C.....   | 7858    |
| Stg. Gear Major Seal Kit.....   | 8521    | Stg. Gear Major Seal Kit; W/A.C.....  | 7859    |
| Stg. Gear Input Shaft Seal Kit.....   | 8525    | Stg. Gear Major Seal Kit; W/O A.C.....  | 7860    |
| Stg. Gear Complete Pitman Shaft Seal Kit.....   | 8766    | Stg. Gear Input Shaft Seal Kit.....   | 7095    |
| Stg. Gear Lower Pitman Shaft Seal Kit.....  | 7856    | Stg. Gear Complete Pitman Shaft Seal Kit.....   | 8766    |
|   |         | Stg. Gear Lower Pitman Shaft Seal Kit.....  | 7856    |
| <b>1979</b>   |         | <b>1970</b>   |         |
| <b>6-CYL. 250 (CANADA) ENG.; V-8 305 (CANADA) ENG.; V-8 350 (CANADA) ENG.</b>   |         | <b>6-CYL. 250 (CANADA) ENG.; V-8 350 (CANADA) ENG.; V-8 400 (CANADA) ENG.; V-8 454 (CANADA) ENG.</b>                        |         |
| Pump Complete Rebuilding Kit.....   | 7910    | Pump Complete Rebuilding Kit.....   | 7910    |
| Pump Seal Kit.....  | 7918    | Pump Seal Kit.....  | 7918    |
| Pump Drive Shaft Seal Kit.....  | 8709    | Pump Drive Shaft Seal Kit.....  | 8709    |
| Stg. Gear Complete Rebuilding Kit.....  | 8522    | Stg. Gear Complete Rebuilding Kit; W/A.C.....   | 7857    |
| Stg. Gear Major Seal Kit.....   | 8521    | Stg. Gear Complete Rebuilding Kit; W/O A.C.....   | 7858    |
| Stg. Gear Input Shaft Seal Kit.....   | 8525    | Stg. Gear Major Seal Kit; W/A.C.....  | 7859    |
| Stg. Gear Complete Pitman Shaft Seal Kit.....   | 8766    | Stg. Gear Major Seal Kit; W/O A.C.....  | 7860    |
| Stg. Gear Lower Pitman Shaft Seal Kit.....  | 7856    | Stg. Gear Input Shaft Seal Kit.....   | 7095    |
|   |         | Stg. Gear Complete Pitman Shaft Seal Kit.....   | 8766    |
|   |         | Stg. Gear Lower Pitman Shaft Seal Kit.....  | 7856    |
| <b>1978-1977</b>  |         | <b>1969</b>   |         |
| <b>6-CYL. 250 (CANADA) ENG.; V-8 305 (CANADA) ENG.; V-8 350 (CANADA) ENG.</b>   |         | <b>6-CYL. 250 (CANADA) ENG.; V-8 327 (CANADA) ENG.; V-8 350 (CANADA) ENG.; V-8 396 (CANADA) ENG.; V-8 427 (CANADA) ENG.</b> |         |
| Pump Complete Rebuilding Kit.....   | 7910    | Pump Complete Rebuilding Kit.....   | 7910    |
| Pump Seal Kit.....  | 7918    | Pump Seal Kit.....  | 7918    |
| Pump Drive Shaft Seal Kit.....  | 8709    | Pump Drive Shaft Seal Kit.....  | 8709    |
| Stg. Gear Complete Rebuilding Kit.....  | 7858    | Stg. Gear Complete Rebuilding Kit; W/A.C.....   | 7857    |
| Stg. Gear Major Seal Kit.....   | 7860    | Stg. Gear Complete Rebuilding Kit; W/O A.C.....   | 7858    |
| Stg. Gear Input Shaft Seal Kit.....   | 7095    | Stg. Gear Major Seal Kit; W/A.C.....  | 7859    |
| Stg. Gear Complete Pitman Shaft Seal Kit.....   | 8766    | Stg. Gear Major Seal Kit; W/O A.C.....  | 7860    |
| Stg. Gear Lower Pitman Shaft Seal Kit.....  | 7856    | Stg. Gear Input Shaft Seal Kit.....   | 7095    |
|   |         | Stg. Gear Complete Pitman Shaft Seal Kit.....   | 8766    |
|   |         | Stg. Gear Lower Pitman Shaft Seal Kit.....  | 7856    |
| <b>1976</b>   |         | <b>1968</b>   |         |
| <b>V-8 350 (CANADA) ENG.; V-8 400 (CANADA) ENG.; V-8 455 (CANADA) ENG.</b>  |         | <b>6-CYL. 250 (CANADA) ENG.; V-8 327 (CANADA) ENG.; V-8 396 (CANADA) ENG.; V-8 427 (CANADA) ENG.</b>                        |         |
| Pump Complete Rebuilding Kit.....   | 7910    | Pump Complete Rebuilding Kit.....   | 7910    |
| Pump Seal Kit.....  | 7918    | Pump Seal Kit.....  | 7918    |
| Pump Drive Shaft Seal Kit.....  | 8709    | Pump Drive Shaft Seal Kit.....  | 8709    |
| Stg. Gear Complete Rebuilding Kit.....  | 7858    | Stg. Gear Complete Rebuilding Kit; W/A.C.....   | 7857    |
| Stg. Gear Major Seal Kit.....   | 7860    | Stg. Gear Complete Rebuilding Kit; W/O A.C.....   | 7858    |
| Stg. Gear Input Shaft Seal Kit.....   | 7095    | Stg. Gear Major Seal Kit; W/A.C.....  | 7859    |
| Stg. Gear Complete Pitman Shaft Seal Kit.....   | 8766    | Stg. Gear Major Seal Kit; W/O A.C.....  | 7860    |
| Stg. Gear Lower Pitman Shaft Seal Kit.....  | 7856    | Stg. Gear Input Shaft Seal Kit.....   | 7095    |
|   |         | Stg. Gear Complete Pitman Shaft Seal Kit.....   | 8766    |
|   |         | Stg. Gear Lower Pitman Shaft Seal Kit.....  | 7856    |
| <b>1975-1974</b>  |         | <b>1967</b>   |         |
| <b>V-8 350 (CANADA) ENG.; V-8 400 (CANADA) ENG.; V-8 455 (CANADA) ENG.</b>  |         | <b>6-CYL. 250 (CANADA) ENG.; V-8 283 (CANADA) ENG.; V-8 327 (CANADA) ENG.; V-8 396 (CANADA) ENG.; V-8 427 (CANADA) ENG.</b> |         |
| Pump Complete Rebuilding Kit.....   | 7910    | Pump Complete Rebuilding Kit.....   | 7910    |
| Pump Seal Kit.....  | 7918    | Pump Seal Kit.....  | 7918    |
| Pump Drive Shaft Seal Kit.....  | 8709    | Pump Drive Shaft Seal Kit.....  | 8709    |
| Stg. Gear Complete Rebuilding Kit; W/A.C.....   | 7857    | Stg. Gear Complete Rebuilding Kit; W/A.C.....   | 7857    |
| Stg. Gear Complete Rebuilding Kit; W/O A.C.....   | 7858    | Stg. Gear Complete Rebuilding Kit; W/O A.C.....   | 7858    |
| Stg. Gear Major Seal Kit; W/A.C.....  | 7859    | Stg. Gear Major Seal Kit; W/A.C.....  | 7859    |
| Stg. Gear Major Seal Kit; W/O A.C.....  | 7860    | Stg. Gear Major Seal Kit; W/O A.C.....  | 7860    |
| Stg. Gear Input Shaft Seal Kit.....   | 7095    | Stg. Gear Input Shaft Seal Kit.....   | 7095    |
| Stg. Gear Complete Pitman Shaft Seal Kit.....   | 8766    | Stg. Gear Complete Pitman Shaft Seal Kit.....   | 8766    |
| Stg. Gear Lower Pitman Shaft Seal Kit.....  | 7856    | Stg. Gear Lower Pitman Shaft Seal Kit.....  | 7856    |
|   |         |   |         |
| <b>1973</b>   |         | <b>1966</b>   |         |
| <b>V-8 350 (CANADA) ENG.</b>  |         | <b>6-CYL. 250 (CANADA) ENG.; V-8 283 (CANADA) ENG.; V-8 327 (CANADA) ENG.; V-8 396 (CANADA) ENG.; V-8 427 (CANADA) ENG.</b> |         |
| Pump Complete Rebuilding Kit.....   | 7910    | Pump Seal Kit.....  | 8755    |
| Pump Seal Kit.....  | 7918    | Pump Drive Shaft Seal Kit.....  | 8711    |
| Pump Drive Shaft Seal Kit.....  | 8709    | Stg. Gear Complete Rebuilding Kit; W/A.C.....   | 7857    |
| Stg. Gear Complete Rebuilding Kit; W/A.C.....   | 7857    | Stg. Gear Complete Rebuilding Kit; W/O A.C.....   | 7858    |
| Stg. Gear Complete Rebuilding Kit; W/O A.C.....   | 7858    | Stg. Gear Complete Rebuilding Kit; W/A.C.....   | 7859    |
| Stg. Gear Major Seal Kit; W/A.C.....  | 7859    | Stg. Gear Major Seal Kit; W/A.C.....  | 7860    |
| Stg. Gear Major Seal Kit; W/O A.C.....  | 7860    | Stg. Gear Input Shaft Seal Kit.....   | 7095    |
| Stg. Gear Input Shaft Seal Kit.....   | 7095    | Stg. Gear Complete Pitman Shaft Seal Kit.....   | 8766    |
| Stg. Gear Complete Pitman Shaft Seal Kit.....   | 8766    | Stg. Gear Lower Pitman Shaft Seal Kit.....  | 7856    |
| Stg. Gear Lower Pitman Shaft Seal Kit.....  | 7856    |   |         |
|   |         |   |         |
| <b>1972-1971</b>  |         | <b>1965</b>   |         |
| <b>6-CYL. 250 (CANADA) ENG.; V-8 350 (CANADA) ENG.</b>  |         | <b>6-CYL. 250 (CANADA) ENG.; V-8 283 (CANADA) ENG.; V-8 327 (CANADA) ENG.; V-8 396 (CANADA) ENG.; V-8 427 (CANADA) ENG.</b> |         |
| Pump Complete Rebuilding Kit.....   | 7910    | Pump Seal Kit.....  | 8755    |
| Pump Seal Kit.....  | 7918    | Pump Drive Shaft Seal Kit.....  | 8711    |
|   |         | Stg. Gear Complete Rebuilding Kit; W/A.C.....   | 7857    |
|   |         | Stg. Gear Complete Rebuilding Kit; W/O A.C.....   | 7858    |
|   |         | Stg. Gear Complete Rebuilding Kit; W/A.C.....   | 7859    |
|   |         | Stg. Gear Major Seal Kit; W/A.C.....  | 7860    |
|   |         |   |         |

SYSTEM  
PUMP &  
GEAR  
IDENT.

SYSTEM &  
COM-  
PONENT  
IDENT.

PASS.  
CARS

LIGHT  
TRUCKS

MEDIUM/  
HEAVY  
TRUCKS

BUSES

HOSE  
NUMER-  
ICAL

REPAIR  
KITS

KIT  
NUMER-  
ICAL

ILLUSTRATIONS

☆ See Pages A14 - A15 For Pump or Gear Identification.

⊗ Packaged one bushing per box, order as required.



# Power Steering Repair Kits for Passenger Cars and Light Trucks

|                           | Application  | Kit No. | Application  | Kit No. |
|---------------------------|--|---------|--|---------|
| SYSTEM PUMP & GEAR IDENT. | <b>PONTIAC - Continued</b>   |         | <b>PONTIAC - Continued</b>   |         |
|                           | <b>LAURENTIAN - Continued</b>  |         | <b>LEMANS - Continued</b>  |         |
|                           | 1966 - Continued   |         | 1981   |         |
| SYSTEM & COMPONENT IDENT. | 6-CYL. 250 (CANADA) ENG.; V-8 283 (CANADA) ENG.; V-8 327 (CANADA) ENG.; V-8 396 (CANADA) ENG.; V-8 427 (CANADA) ENG. - Continued |         | V-6 3.8 L ENG.; V-8 4.3 L ENG.; V-8 4.4 L ENG. (CANADA); V-8 4.9 L ENG.; V-8 5.0 L ENG. (CANADA)     |         |
|                           | Stg. Gear Input Shaft Seal Kit.....  | 7095    | Pump Complete Rebuilding Kit.....  | 7910    |
|                           | Stg. Gear Complete Pitman Shaft Seal Kit.....  | 8766    | Pump Seal Kit.....   | 7918    |
|                           | Stg. Gear Lower Pitman Shaft Seal Kit.....   | 7856    | Pump Drive Shaft Seal Kit.....   | 8709    |
| PASS. CARS                | 1965-1964  |         | Stg. Gear Complete Rebuilding Kit; W/4-Bolt Gear Housing.....  |         |
|                           | 6-CYL. 230 (CANADA) ENG.; V-8 283 (CANADA) ENG.; V-8 327 (CANADA) ENG.; V-8 409 (CANADA) ENG.                                    |         | Stg. Gear Complete Rebuilding Kit; W/Ring Retained Housing.....                                      |         |
|                           | Pump Seal Kit.....   | 8755    | Stg. Gear Major Seal Kit; W/4-Bolt Gear Housing.....   | 8521    |
|                           | Pump Drive Shaft Seal Kit.....   | 8711    | Stg. Gear Major Seal Kit; W/Ring Retained Housing.....   | 8528    |
|                           | Stg. Gear Complete Rebuilding Kit; W/A.C.....  | 7857    | Stg. Gear Input Shaft Seal Kit; W/4-Bolt Gear Housing.....   | 8525    |
|                           | Stg. Gear Complete Rebuilding Kit; W/O A.C.....  | 7858    | Stg. Gear Input Shaft Seal Kit; W/Ring Retained Housing.....   | 7095    |
|                           | Stg. Gear Major Seal Kit; W/A.C.....   | 7859    | Stg. Gear Complete Pitman Shaft Seal Kit; W/4-Bolt Gear Housing...                                   | 8766    |
|                           | Stg. Gear Major Seal Kit; W/O A.C.....   | 7860    | Stg. Gear Complete Pitman Shaft Seal Kit; W/Ring Retained Housing.....                               | 8767    |
|                           | Stg. Gear Input Shaft Seal Kit.....  | 7095    | Stg. Gear Lower Pitman Shaft Seal Kit; W/4-Bolt Gear Housing.....                                    | 7856    |
|                           | Stg. Gear Complete Pitman Shaft Seal Kit.....  | 8766    | Stg. Gear Lower Pitman Shaft Seal Kit; W/Ring Retained Housing....                                   | 8530    |
|                           | Stg. Gear Lower Pitman Shaft Seal Kit.....   | 7856    |  |         |
| LIGHT TRUCKS              | 1963   |         | 1980   |         |
|                           | 6-CYL. 230 (CANADA) ENG.; V-8 283 (CANADA) ENG.; V-8 327 (CANADA) ENG.   |         | V-6 3.8 L ENG.; V-8 4.3 L ENG.; V-8 4.4 L ENG. (CANADA); V-8 4.9 L ENG.; V-8 5.0 L ENG.              |         |
|                           | Pump Seal Kit.....   | 8754    | Pump Complete Rebuilding Kit.....  | 7910    |
|                           | Pump Drive Shaft Seal Kit.....   | 8709    | Pump Seal Kit.....   | 7918    |
|                           | Stg. Gear Complete Rebuilding Kit.....   | 7857    | Pump Drive Shaft Seal Kit.....   | 8709    |
|                           | Stg. Gear Major Seal Kit.....  | 7859    | Stg. Gear Complete Rebuilding Kit; W/4-Bolt Gear Housing.....  | 8522    |
|                           | Stg. Gear Input Shaft Seal Kit.....  | 7095    | Stg. Gear Complete Rebuilding Kit; W/Ring Retained Housing.....                                      | 8529    |
|                           | Stg. Gear Complete Pitman Shaft Seal Kit.....  | 8766    | Stg. Gear Major Seal Kit; W/4-Bolt Gear Housing.....   | 8521    |
|                           | Stg. Gear Lower Pitman Shaft Seal Kit.....   | 7856    | Stg. Gear Major Seal Kit; W/Ring Retained Housing.....   | 8528    |
| MEDIUM/HEAVY TRUCKS       | 1962   |         | Stg. Gear Input Shaft Seal Kit; W/4-Bolt Gear Housing.....   |         |
|                           | 6-CYL. (CANADA) ENG.; V-8 283 (CANADA) ENG.; V-8 327 (CANADA) ENG.   |         | Stg. Gear Input Shaft Seal Kit; W/Ring Retained Housing.....   |         |
|                           | Pump Seal Kit.....   | 8754    | Stg. Gear Complete Pitman Shaft Seal Kit; W/4-Bolt Gear Housing...                                   | 8766    |
|                           | Pump Drive Shaft Seal Kit.....   | 8709    | Stg. Gear Complete Pitman Shaft Seal Kit; W/Ring Retained Housing.....                               | 8767    |
|                           | Stg. Gear Complete Rebuilding Kit.....   | 7857    | Stg. Gear Lower Pitman Shaft Seal Kit; W/4-Bolt Gear Housing.....                                    | 7856    |
|                           | Stg. Gear Major Seal Kit.....  | 7859    | Stg. Gear Lower Pitman Shaft Seal Kit; W/Ring Retained Housing....                                   | 8530    |
|                           | Stg. Gear Input Shaft Seal Kit.....  | 7095    |  |         |
|                           | Stg. Gear Complete Pitman Shaft Seal Kit.....  | 8766    |  |         |
|                           | Stg. Gear Lower Pitman Shaft Seal Kit.....   | 7856    |  |         |
| BUSES                     | 1961   |         | 1979   |         |
|                           | 6-CYL. (CANADA) ENG.; V-8 283 (CANADA) ENG.; V-8 327 (CANADA) ENG.; V-8 348 (CANADA) ENG.  |         | V-6 200 (CANADA) ENG.; V-6 231 ENG.; V-8 267 (CANADA) ENG.; V-8 301 ENG.; V-8 305 ENG.; V-8 350 ENG. |         |
|                           | Pump Seal Kit.....   | 8754    | Pump Complete Rebuilding Kit.....  | 7910    |
|                           | Pump Drive Shaft Seal Kit.....   | 8709    | Pump Seal Kit.....   | 7918    |
|                           | Stg. Gear Complete Rebuilding Kit.....   | 7857    | Pump Drive Shaft Seal Kit.....   | 8709    |
|                           | Stg. Gear Major Seal Kit.....  | 7859    | Stg. Gear Complete Rebuilding Kit; W/4-Bolt Gear Housing.....  | 8522    |
|                           | Stg. Gear Input Shaft Seal Kit.....  | 7095    | Stg. Gear Complete Rebuilding Kit; W/Ring Retained Housing.....                                      | 8529    |
|                           | Stg. Gear Complete Pitman Shaft Seal Kit.....  | 8766    | Stg. Gear Major Seal Kit; W/4-Bolt Gear Housing.....   | 8521    |
|                           | Stg. Gear Lower Pitman Shaft Seal Kit.....   | 7856    | Stg. Gear Major Seal Kit; W/Ring Retained Housing.....   | 8528    |
|                           |  |         | Stg. Gear Input Shaft Seal Kit; W/4-Bolt Gear Housing.....   | 8525    |
|                           |  |         | Stg. Gear Input Shaft Seal Kit; W/Ring Retained Housing.....   | 7095    |
|                           |  |         | Stg. Gear Complete Pitman Shaft Seal Kit; W/4-Bolt Gear Housing...                                   | 8766    |
|                           |  |         | Stg. Gear Complete Pitman Shaft Seal Kit; W/Ring Retained Housing.....                               | 8767    |
|                           |  |         | Stg. Gear Lower Pitman Shaft Seal Kit; W/4-Bolt Gear Housing.....                                    | 7856    |
|                           |  |         | Stg. Gear Lower Pitman Shaft Seal Kit; W/Ring Retained Housing....                                   | 8530    |
| HOSE NUMERICAL            | 1961   |         | 1978   |         |
|                           | 6-CYL. (CANADA) ENG.; V-8 283 (CANADA) ENG.; V-8 327 (CANADA) ENG.; V-8 348 (CANADA) ENG.  |         | V-6 200 (CANADA) ENG.; V-6 231 ENG.; V-8 305 ENG.; V-8 350 ENG.                                      |         |
|                           | Pump Seal Kit.....   | 8754    | Pump Complete Rebuilding Kit.....  | 7910    |
|                           | Pump Drive Shaft Seal Kit.....   | 8709    | Pump Seal Kit.....   | 7918    |
|                           | Stg. Gear Complete Rebuilding Kit.....   | 7857    | Pump Drive Shaft Seal Kit.....   | 8709    |
|                           | Stg. Gear Major Seal Kit.....  | 7859    | Stg. Gear Complete Rebuilding Kit; W/4-Bolt Gear Housing.....  | 8522    |
|                           | Stg. Gear Input Shaft Seal Kit.....  | 7095    | Stg. Gear Complete Rebuilding Kit; W/Ring Retained Housing.....                                      | 8529    |
|                           | Stg. Gear Complete Pitman Shaft Seal Kit.....  | 8766    | Stg. Gear Major Seal Kit; W/4-Bolt Gear Housing.....   | 8521    |
|                           | Stg. Gear Lower Pitman Shaft Seal Kit.....   | 7856    | Stg. Gear Major Seal Kit; W/Ring Retained Housing.....   | 8528    |
|                           |  |         | Stg. Gear Input Shaft Seal Kit.....  | 7095    |
|                           |  |         | Stg. Gear Complete Pitman Shaft Seal Kit; W/4-Bolt Gear Housing...                                   | 8766    |
|                           |  |         | Stg. Gear Complete Pitman Shaft Seal Kit; W/Ring Retained Housing.....                               | 8767    |
|                           |  |         | Stg. Gear Lower Pitman Shaft Seal Kit; W/4-Bolt Gear Housing.....                                    | 7856    |
|                           |  |         | Stg. Gear Lower Pitman Shaft Seal Kit; W/Ring Retained Housing....                                   | 8530    |
| REPAIR KITS               | <b>LEMANS</b>  |         |  |         |
|                           | 1993-1991  |         |  |         |
|                           | 4-CYL. 1.6 L ENG.  |         |  |         |
|                           | Pump Complete Rebuilding Kit.....  | 8561    |  |         |
|                           | Pump Seal Kit.....   | 8554    |  |         |
|                           | Pump Drive Shaft Seal Kit.....   | 8712    |  |         |
|                           | Rack & Pinion Seal Kit.....  | 8815    |  |         |
| KIT NUMERICAL             | 1990-1989  |         |  |         |
|                           | 4-CYL. 1.6 L ENG.; 4-CYL. 2.0 L ENG.   |         |  |         |
|                           | Pump Complete Rebuilding Kit.....  | 8561    |  |         |
|                           | Pump Seal Kit.....   | 8554    |  |         |
|                           | Pump Drive Shaft Seal Kit.....   | 8712    |  |         |
|                           | Rack & Pinion Seal Kit.....  | 8815    |  |         |
| ILLUSTRATIONS             | 1988   |         |  |         |
|                           | 4-CYL. 1.6 L ENG.  |         |  |         |
|                           | Pump Complete Rebuilding Kit.....  | 8561    |  |         |
|                           | Pump Seal Kit.....   | 8554    |  |         |
|                           | Pump Drive Shaft Seal Kit.....   | 8712    |  |         |
|                           | Rack & Pinion Seal Kit.....  | 8815    |  |         |

☆ See Pages A14 - A15 For Pump or Gear Identification.

⊗ Packaged one bushing per box, order as required.

# Power Steering Repair Kits for Passenger Cars and Light Trucks

| Application   | Kit No. | Application   | Kit No. |
|---|---------|---|---------|
| <b>PONTIAC - Continued</b>  |         | <b>PONTIAC - Continued</b>  |         |
| <b>LEMANS - Continued</b>   |         | <b>PARISIENNE - Continued</b>   |         |
| <b>1978 - Continued</b>   |         | <b>1985</b>   |         |
| <b>V-8 301 ENG. - Continued</b>   |         | <b>V-6 3.8 L ENG. (CANADA); V-6 4.3 L ENG.; V-8 5.0 L ENG.; V-8 5.7 L DIESEL ENG.</b>   |         |
| Stg. Gear Complete Pitman Shaft Seal Kit; W/Ring Retained Housing.....  | 8767    | Pump Complete Rebuilding Kit.....   | 7910    |
| Stg. Gear Lower Pitman Shaft Seal Kit; W/4-Bolt Gear Housing.....   | 7856    | Pump Seal Kit.....  | 7918    |
| Stg. Gear Lower Pitman Shaft Seal Kit; W/Ring Retained Housing....  | 8530    | Pump Drive Shaft Seal Kit.....  | 8709    |
| <b>1977</b>   |         | Stg. Gear Complete Rebuilding Kit.....  | 8522    |
| <b>6-CYL. 250 (CANADA) ENG.; V-6 231 ENG.; V-8 301 ENG.; V-8 305 ENG.; V-8 350 ENG.; V-8 400 ENG.; V-8 403 ENG.</b> |         | Stg. Gear Major Seal Kit.....   | 8521    |
| Pump Complete Rebuilding Kit.....   | 7910    | Stg. Gear Input Shaft Seal Kit.....   | 8525    |
| Pump Seal Kit.....  | 7918    | Stg. Gear Complete Pitman Shaft Seal Kit.....   | 8766    |
| Pump Drive Shaft Seal Kit.....  | 8709    | Stg. Gear Lower Pitman Shaft Seal Kit.....  | 7856    |
| Stg. Gear Complete Rebuilding Kit; W/4-Bolt Gear Housing.....   | 7858    | <b>1984-1983</b>  |         |
| Stg. Gear Complete Rebuilding Kit; W/Ring Retained Housing.....   | 8529    | <b>V-6 3.8 L ENG.; V-8 5.0 L ENG.; V-8 5.7 L DIESEL ENG.</b>  |         |
| Stg. Gear Major Seal Kit; W/4-Bolt Gear Housing.....  | 7860    | Pump Complete Rebuilding Kit.....   | 7910    |
| Stg. Gear Major Seal Kit; W/Ring Retained Housing.....  | 8528    | Pump Seal Kit.....  | 7918    |
| Stg. Gear Input Shaft Seal Kit.....   | 7095    | Pump Drive Shaft Seal Kit.....  | 8709    |
| Stg. Gear Complete Pitman Shaft Seal Kit; W/4-Bolt Gear Housing...  | 8766    | Stg. Gear Complete Rebuilding Kit.....  | 8522    |
| Stg. Gear Complete Pitman Shaft Seal Kit; W/Ring Retained Housing.....  | 8767    | Stg. Gear Major Seal Kit.....   | 8521    |
| Stg. Gear Lower Pitman Shaft Seal Kit; W/4-Bolt Gear Housing.....   | 7856    | Stg. Gear Input Shaft Seal Kit.....   | 8525    |
| Stg. Gear Lower Pitman Shaft Seal Kit; W/Ring Retained Housing....  | 8530    | Stg. Gear Complete Pitman Shaft Seal Kit.....   | 8766    |
| <b>1976</b>   |         | Stg. Gear Lower Pitman Shaft Seal Kit.....  | 7856    |
| <b>6-CYL. 250 ENG.; V-8 260 ENG.; V-8 305 (CANADA) ENG.; V-8 350 ENG.; V-8 400 ENG.; V-8 455 ENG.</b>               |         | <b>1982</b>   |         |
| Pump Complete Rebuilding Kit.....   | 7910    | <b>V-6 3.8 L ENG. (CANADA); V-8 4.4 L ENG. (CANADA); V-8 5.0 L ENG. (CANADA); V-8 5.7 L DIESEL ENG. (CANADA)</b>                          |         |
| Pump Seal Kit.....  | 7918    | Pump Complete Rebuilding Kit.....   | 7910    |
| Pump Drive Shaft Seal Kit.....  | 8709    | Pump Seal Kit.....  | 7918    |
| Stg. Gear Complete Rebuilding Kit.....  | 7858    | Pump Drive Shaft Seal Kit.....  | 8709    |
| Stg. Gear Major Seal Kit.....   | 7860    | Stg. Gear Complete Rebuilding Kit.....  | 8522    |
| Stg. Gear Input Shaft Seal Kit.....   | 7095    | Stg. Gear Major Seal Kit.....   | 8521    |
| Stg. Gear Complete Pitman Shaft Seal Kit.....   | 8766    | Stg. Gear Input Shaft Seal Kit.....   | 8525    |
| Stg. Gear Lower Pitman Shaft Seal Kit.....  | 7856    | Stg. Gear Complete Pitman Shaft Seal Kit.....   | 8766    |
| <b>1975</b>   |         | Stg. Gear Lower Pitman Shaft Seal Kit.....  | 7856    |
| <b>6-CYL. 250 ENG.; V-8 350 ENG.; V-8 400 ENG.</b>  |         | <b>1981</b>   |         |
| Pump Complete Rebuilding Kit.....   | 7910    | <b>V-6 3.8 L ENG. (CANADA); V-8 4.3 L ENG. (CANADA); V-8 4.4 L ENG. (CANADA); V-8 5.0 L ENG. (CANADA); V-8 5.7 L DIESEL ENG. (CANADA)</b> |         |
| Pump Seal Kit.....  | 7918    | Pump Complete Rebuilding Kit.....   | 7910    |
| Pump Drive Shaft Seal Kit.....  | 8709    | Pump Seal Kit.....  | 7918    |
| Stg. Gear Complete Rebuilding Kit.....  | 7858    | Pump Drive Shaft Seal Kit.....  | 8709    |
| Stg. Gear Major Seal Kit.....   | 7860    | Stg. Gear Complete Rebuilding Kit.....  | 8522    |
| Stg. Gear Input Shaft Seal Kit.....   | 7095    | Stg. Gear Major Seal Kit.....   | 8521    |
| Stg. Gear Complete Pitman Shaft Seal Kit.....   | 8766    | Stg. Gear Input Shaft Seal Kit.....   | 8525    |
| Stg. Gear Lower Pitman Shaft Seal Kit.....  | 7856    | Stg. Gear Complete Pitman Shaft Seal Kit.....   | 8766    |
| <b>1974-1971</b>  |         | Stg. Gear Lower Pitman Shaft Seal Kit.....  | 7856    |
| <b>6-CYL. 250 ENG.; V-8 350 ENG.; V-8 400 ENG.; V-8 455 ENG.</b>  |         | <b>1980</b>   |         |
| Pump Complete Rebuilding Kit.....   | 7910    | <b>V-6 3.8 L ENG. (CANADA); V-8 4.4 L ENG. (CANADA); V-8 5.0 L ENG. (CANADA); V-8 5.7 L ENG. (CANADA); V-8 5.7 L DIESEL ENG. (CANADA)</b> |         |
| Pump Seal Kit.....  | 7918    | Pump Complete Rebuilding Kit.....   | 7910    |
| Pump Drive Shaft Seal Kit.....  | 8709    | Pump Seal Kit.....  | 7918    |
| Stg. Gear Complete Rebuilding Kit.....  | 7858    | Pump Drive Shaft Seal Kit.....  | 8709    |
| Stg. Gear Major Seal Kit.....   | 7860    | Stg. Gear Complete Rebuilding Kit.....  | 8522    |
| Stg. Gear Input Shaft Seal Kit.....   | 7095    | Stg. Gear Major Seal Kit.....   | 8521    |
| Stg. Gear Complete Pitman Shaft Seal Kit.....   | 8766    | Stg. Gear Input Shaft Seal Kit.....   | 8525    |
| Stg. Gear Lower Pitman Shaft Seal Kit.....  | 7856    | Stg. Gear Complete Pitman Shaft Seal Kit.....   | 8766    |
| <b>1970</b>   |         | Stg. Gear Lower Pitman Shaft Seal Kit.....  | 7856    |
| <b>6-CYL. 250 ENG.; V-8 350 ENG.; V-8 400 ENG.</b>  |         | <b>1979</b>   |         |
| Pump Complete Rebuilding Kit.....   | 7910    | <b>6-CYL. 250 (CANADA) ENG.; V-8 305 (CANADA) ENG.; V-8 350 (CANADA) ENG.</b>   |         |
| Pump Seal Kit.....  | 7918    | Pump Complete Rebuilding Kit.....   | 7910    |
| Pump Drive Shaft Seal Kit.....  | 8709    | Pump Seal Kit.....  | 7918    |
| Stg. Gear Complete Rebuilding Kit.....  | 7858    | Pump Drive Shaft Seal Kit.....  | 8709    |
| Stg. Gear Major Seal Kit.....   | 7860    | Stg. Gear Complete Rebuilding Kit.....  | 8522    |
| Stg. Gear Input Shaft Seal Kit.....   | 7095    | Stg. Gear Major Seal Kit.....   | 8521    |
| Stg. Gear Complete Pitman Shaft Seal Kit.....   | 8766    | Stg. Gear Input Shaft Seal Kit.....   | 8525    |
| Stg. Gear Lower Pitman Shaft Seal Kit.....  | 7856    | Stg. Gear Complete Pitman Shaft Seal Kit.....   | 8766    |
| <b>PARISIENNE</b>   |         | Stg. Gear Lower Pitman Shaft Seal Kit.....  | 7856    |
| <b>1986</b>   |         | <b>1978-1977</b>  |         |
| <b>V-6 4.3 L ENG.; V-8 5.0 L ENG.</b>   |         | <b>6-CYL. 250 (CANADA) ENG.; V-8 305 (CANADA) ENG.; V-8 350 (CANADA) ENG.</b>   |         |
| Pump Complete Rebuilding Kit.....   | 7910    | Pump Complete Rebuilding Kit.....   | 7910    |
| Pump Seal Kit.....  | 7918    | Pump Seal Kit.....  | 7918    |
| Pump Drive Shaft Seal Kit.....  | 8709    | Pump Drive Shaft Seal Kit.....  | 8709    |
| Stg. Gear Complete Rebuilding Kit.....  | 8522    | Stg. Gear Complete Rebuilding Kit.....  | 8522    |
| Stg. Gear Major Seal Kit.....   | 8521    | Stg. Gear Major Seal Kit.....   | 8521    |
| Stg. Gear Input Shaft Seal Kit.....   | 8525    | Stg. Gear Input Shaft Seal Kit.....   | 8525    |
| Stg. Gear Complete Pitman Shaft Seal Kit.....   | 8766    | Stg. Gear Complete Pitman Shaft Seal Kit.....   | 8766    |
| Stg. Gear Lower Pitman Shaft Seal Kit.....  | 7856    | Stg. Gear Lower Pitman Shaft Seal Kit.....  | 7856    |

**SYSTEM PUMP & GEAR IDENT.**

**SYSTEM & COMPONENT IDENT.**

**PASS. CARS**

**LIGHT TRUCKS**

**MEDIUM/HEAVY TRUCKS**

**BUSES**

**HOSE NUMERICAL**

**REPAIR KITS**

**KIT NUMERICAL**

**ILLUSTRATIONS**

☆ See Pages A14 - A15 For Pump or Gear Identification.

⊗ Packaged one bushing per box, order as required.







# Power Steering Repair Kits for Passenger Cars and Light Trucks

|                                      | Application  | Kit No. | Application  | Kit No. |
|--------------------------------------|--|---------|--|---------|
| <b>SYSTEM PUMP &amp; GEAR IDENT.</b> | <b>PONTIAC - Continued</b>   |         | <b>PONTIAC - Continued</b>   |         |
| <b>SYSTEM &amp; COMPONENT IDENT.</b> | <b>SUNBIRD - Continued</b>   |         | <b>SUNBIRD - Continued</b>   |         |
| <b>PASS. CARS</b>                    | <b>1986-1985</b>   |         | <b>1977 - Continued</b>  |         |
| <b>LIGHT TRUCKS</b>                  | <b>4-CYL. 1.8 L ENG.</b>   |         | <b>4-CYL. 140 ENG.; 4-CYL. 151 ENG.; V-6 231 ENG. - Continued</b>      |         |
| <b>MEDIUM/HEAVY TRUCKS</b>           | Pump Complete Rebuilding Kit; W/O Turbo.....                           | 8630    | Stg. Gear Input Shaft Seal Kit.....                                    | 7095    |
| <b>BUSES</b>                         | Pump Complete Rebuilding Kit; W/Turbo.....                             | 8561    | Stg. Gear Complete Pitman Shaft Seal Kit; W/4-Bolt Gear Housing...     | 8766    |
| <b>HOSE NUMERICAL</b>                | Pump Seal Kit; W/O Turbo.....  | 8631    | Stg. Gear Complete Pitman Shaft Seal Kit; W/Ring Retained Housing..... | 8767    |
| <b>REPAIR KITS</b>                   | Pump Seal Kit; W/Turbo.....  | 8554    | Stg. Gear Lower Pitman Shaft Seal Kit; W/4-Bolt Gear Housing.....      | 7856    |
| <b>KIT NUMERICAL</b>                 | Pump Drive Shaft Seal Kit; W/O Turbo.....                              | 8709    | Stg. Gear Lower Pitman Shaft Seal Kit; W/Ring Retained Housing....     | 8530    |
| <b>ILLUSTRATIONS</b>                 | Pump Drive Shaft Seal Kit; W/Turbo.....                                | 8712    |  |         |
|                                      | Rack & Pinion Seal Kit; W/H.D. Suspension.....                         | 8582    | <b>1976</b>  |         |
|                                      | Rack & Pinion Seal Kit; W/O H.D. Suspension.....                       | 8581    | <b>4-CYL. 140 ENG.; V-6 231 ENG.</b>                                   |         |
|                                      | Rack & Pinion Upper Pinion Bearing Kit.....                            | 8571    | Pump Complete Rebuilding Kit.....                                      | 7910    |
|                                      | Rack & Pinion Lower Pinion Bearing Kit.....                            | 8572    | Pump Seal Kit.....   | 7918    |
|                                      |  |         | Pump Drive Shaft Seal Kit.....   | 8709    |
|                                      | <b>4-CYL. 2.0 L ENG.</b>   |         | Stg. Gear Complete Rebuilding Kit.....                                 | 7858    |
|                                      | Pump Complete Rebuilding Kit.....                                      | 8561    | Stg. Gear Major Seal Kit.....  | 7860    |
|                                      | Pump Seal Kit.....   | 8554    | Stg. Gear Input Shaft Seal Kit.....                                    | 7095    |
|                                      | Pump Drive Shaft Seal Kit.....   | 8712    | Stg. Gear Complete Pitman Shaft Seal Kit.....                          | 8766    |
|                                      | Rack & Pinion Seal Kit; W/H.D. Suspension.....                         | 8582    | Stg. Gear Lower Pitman Shaft Seal Kit.....                             | 7856    |
|                                      | Rack & Pinion Seal Kit; W/O H.D. Suspension.....                       | 8581    |  |         |
|                                      | Rack & Pinion Upper Pinion Bearing Kit.....                            | 8571    | <b>SUNBURST</b>  |         |
|                                      | Rack & Pinion Lower Pinion Bearing Kit.....                            | 8572    | <b>1988-1985</b>   |         |
|                                      |  |         | <b>4-CYL. 1.5 L ENG. (CANADA)</b>                                      |         |
|                                      | <b>1980</b>  |         | Pump Complete Rebuilding Kit.....                                      | 8561    |
|                                      | <b>4-CYL. 2.5 L ENG.; V-6 3.8 L ENG.</b>                               |         | Pump Seal Kit.....   | 8554    |
|                                      | Pump Complete Rebuilding Kit.....                                      | 7910    | Pump Drive Shaft Seal Kit.....   | 8712    |
|                                      | Pump Seal Kit.....   | 7918    |  |         |
|                                      | Pump Drive Shaft Seal Kit.....   | 8709    | <b>SUNFIRE</b>   |         |
|                                      | Stg. Gear Complete Rebuilding Kit; W/4-Bolt Gear Housing.....          | 8522    | <b>1995</b>  |         |
|                                      | Stg. Gear Complete Rebuilding Kit; W/Ring Retained Housing.....        | 8529    | <b>4-CYL. 2.2 L ENG.</b>   |         |
|                                      | Stg. Gear Major Seal Kit; W/4-Bolt Gear Housing.....                   | 8521    | Pump Seal Kit.....   | 8624    |
|                                      | Stg. Gear Major Seal Kit; W/Ring Retained Housing.....                 | 8528    | Pump Drive Shaft Seal Kit.....   | 8709    |
|                                      | Stg. Gear Input Shaft Seal Kit; W/4-Bolt Gear Housing.....             | 8525    | Rack & Pinion Seal Kit.....  | 8785    |
|                                      | Stg. Gear Input Shaft Seal Kit; W/Ring Retained Housing.....           | 7095    | Rack & Pinion Upper Pinion Bearing Kit.....                            | 8571    |
|                                      | Stg. Gear Complete Pitman Shaft Seal Kit; W/4-Bolt Gear Housing...     | 8766    | Rack & Pinion Lower Pinion Bearing Kit.....                            | 8572    |
|                                      | Stg. Gear Complete Pitman Shaft Seal Kit; W/Ring Retained Housing..... | 8767    |  |         |
|                                      | Stg. Gear Lower Pitman Shaft Seal Kit; W/4-Bolt Gear Housing.....      | 7856    | <b>4-CYL. 2.3 L ENG.</b>   |         |
|                                      | Stg. Gear Lower Pitman Shaft Seal Kit; W/Ring Retained Housing....     | 8530    | Pump Seal Kit.....   | 8795    |
|                                      |  |         | Rack & Pinion Seal Kit.....  | 8785    |
|                                      | <b>1979</b>  |         |  |         |
|                                      | <b>4-CYL. 151 ENG.; V-6 231 ENG.; V-8 305 ENG.</b>                     |         | <b>SUNRUNNER</b>   |         |
|                                      | Pump Complete Rebuilding Kit.....                                      | 7910    | <b>1995-1994</b>   |         |
|                                      | Pump Seal Kit.....   | 7918    | <b>4-CYL. 1.6 L ENG. (CANADA)</b>                                      |         |
|                                      | Pump Drive Shaft Seal Kit.....   | 8709    | Pump Seal Kit.....   | 8840    |
|                                      | Stg. Gear Complete Rebuilding Kit; W/4-Bolt Gear Housing.....          | 8522    |  |         |
|                                      | Stg. Gear Complete Rebuilding Kit; W/Ring Retained Housing.....        | 8529    | <b>T1000</b>   |         |
|                                      | Stg. Gear Major Seal Kit; W/4-Bolt Gear Housing.....                   | 8521    | <b>1982-1981</b>   |         |
|                                      | Stg. Gear Major Seal Kit; W/Ring Retained Housing.....                 | 8528    | <b>4-CYL. 1.6 L ENG.</b>   |         |
|                                      | Stg. Gear Input Shaft Seal Kit; W/4-Bolt Gear Housing.....             | 8525    | Pump Complete Rebuilding Kit.....                                      | 8630    |
|                                      | Stg. Gear Input Shaft Seal Kit; W/Ring Retained Housing.....           | 7095    | Pump Seal Kit.....   | 8631    |
|                                      | Stg. Gear Complete Pitman Shaft Seal Kit; W/4-Bolt Gear Housing...     | 8766    | Pump Drive Shaft Seal Kit.....   | 8709    |
|                                      | Stg. Gear Complete Pitman Shaft Seal Kit; W/Ring Retained Housing..... | 8767    | Rack & Pinion Seal Kit.....  | 8609    |
|                                      | Stg. Gear Lower Pitman Shaft Seal Kit; W/4-Bolt Gear Housing.....      | 7856    | Rack & Pinion Upper Pinion Bearing Kit.....                            | 8571    |
|                                      | Stg. Gear Lower Pitman Shaft Seal Kit; W/Ring Retained Housing....     | 8530    | Rack & Pinion Lower Pinion Bearing Kit.....                            | 8572    |
|                                      |  |         |  |         |
|                                      | <b>1978</b>  |         | <b>TEMPEST</b>   |         |
|                                      | <b>4-CYL. 151 ENG.; V-6 231 ENG.; V-8 305 ENG.</b>                     |         | <b>1991-1990</b>   |         |
|                                      | Pump Complete Rebuilding Kit.....                                      | 7910    | <b>4-CYL. 2.2 L ENG. (CANADA); V-6 3.1 L ENG. (CANADA)</b>             |         |
|                                      | Pump Seal Kit.....   | 7918    | Pump Seal Kit.....   | 8624    |
|                                      | Pump Drive Shaft Seal Kit.....   | 8709    | Pump Drive Shaft Seal Kit.....   | 8709    |
|                                      | Stg. Gear Complete Rebuilding Kit; W/4-Bolt Gear Housing.....          | 7858    | Rack & Pinion Upper Pinion Bearing Kit.....                            | 8571    |
|                                      | Stg. Gear Complete Rebuilding Kit; W/Ring Retained Housing.....        | 8529    | Rack & Pinion Lower Pinion Bearing Kit.....                            | 8572    |
|                                      | Stg. Gear Major Seal Kit; W/4-Bolt Gear Housing.....                   | 7860    |  |         |
|                                      | Stg. Gear Major Seal Kit; W/Ring Retained Housing.....                 | 8528    | <b>1989-1988</b>   |         |
|                                      | Stg. Gear Input Shaft Seal Kit.....                                    | 7095    | <b>4-CYL. 2.0 L ENG. (CANADA); V-6 2.8 L ENG. (CANADA)</b>             |         |
|                                      | Stg. Gear Complete Pitman Shaft Seal Kit; W/4-Bolt Gear Housing...     | 8766    | Pump Complete Rebuilding Kit; W/16mm Shaft; 1st Design.....            | 8561    |
|                                      | Stg. Gear Complete Pitman Shaft Seal Kit; W/Ring Retained Housing..... | 8767    | Pump Seal Kit; W/16mm Shaft; 1st Design.....                           | 8554    |
|                                      | Stg. Gear Lower Pitman Shaft Seal Kit; W/4-Bolt Gear Housing.....      | 7856    | Pump Seal Kit; W/19mm Shaft; 2nd Design.....                           | 8624    |
|                                      | Stg. Gear Lower Pitman Shaft Seal Kit; W/Ring Retained Housing....     | 8530    | Pump Drive Shaft Seal Kit; W/16mm Shaft; 1st Design.....               | 8712    |
|                                      |  |         | Pump Drive Shaft Seal Kit; W/19mm Shaft; 2nd Design.....               | 8709    |
|                                      | <b>1977</b>  |         | Rack & Pinion Upper Pinion Bearing Kit.....                            | 8571    |
|                                      | <b>4-CYL. 140 ENG.; 4-CYL. 151 ENG.; V-6 231 ENG.</b>                  |         | Rack & Pinion Lower Pinion Bearing Kit.....                            | 8572    |
|                                      | Pump Complete Rebuilding Kit.....                                      | 7910    |  |         |
|                                      | Pump Seal Kit.....   | 7918    | <b>1987</b>  |         |
|                                      | Pump Drive Shaft Seal Kit.....   | 8709    | <b>4-CYL. 2.0 L ENG. (CANADA); V-6 2.8 L ENG. (CANADA)</b>             |         |
|                                      | Stg. Gear Complete Rebuilding Kit; W/4-Bolt Gear Housing.....          | 7858    | Pump Complete Rebuilding Kit.....                                      | 7910    |
|                                      | Stg. Gear Complete Rebuilding Kit; W/Ring Retained Housing.....        | 8529    | Pump Seal Kit.....   | 7918    |
|                                      | Stg. Gear Major Seal Kit; W/4-Bolt Gear Housing.....                   | 7860    |  |         |
|                                      | Stg. Gear Major Seal Kit; W/Ring Retained Housing.....                 | 8528    |  |         |

☆ See Pages A14 - A15 For Pump or Gear Identification.

⊗ Packaged one bushing per box, order as required.

# Power Steering Repair Kits for Passenger Cars and Light Trucks

| Application  | Kit No. | Application  | Kit No. |
|--|---------|--|---------|
| <b>PONTIAC - Continued</b>                                 |         | <b>PONTIAC - Continued</b>   |         |
| <b>TEMPEST - Continued</b>                                 |         | <b>TEMPEST - Continued</b>   |         |
| <b>1987 - Continued</b>                                    |         | <b>1962-1961 - Continued</b>   |         |
| <b>4-CYL. 2.0 L ENG. (CANADA); V-6 2.8 L ENG. (CANADA)</b> |         | <b>4-CYL. 194 ENG.; V-8 215 ENG. - Continued</b>                       |         |
| - Continued  |         | Stg. Gear Lower Pitman Shaft Seal Kit.....                             | 7856    |
| Pump Drive Shaft Seal Kit.....                             | 8709    | <b>TRANS SPORT</b>   |         |
| Stg. Gear Complete Rebuilding Kit.....                     | 8522    | <b>1995-1992</b>   |         |
| Stg. Gear Major Seal Kit.....                              | 8521    | <b>V-6 3.1 L ENG.</b>  |         |
| Stg. Gear Input Shaft Seal Kit.....                        | 8525    | Pump Complete Rebuilding Kit.....                                      | 8561    |
| Stg. Gear Complete Pitman Shaft Seal Kit.....              | 8766    | Pump Seal Kit.....   | 8554    |
| Stg. Gear Lower Pitman Shaft Seal Kit.....                 | 7856    | Pump Drive Shaft Seal Kit.....   | 8712    |
| <b>1970</b>  |         | Rack & Pinion Seal Kit.....  | 8785    |
| <b>6-CYL. 250 ENG.; V-8 350 ENG.; V-8 400 ENG.</b>         |         | Rack & Pinion Upper Pinion Bearing Kit.....                            | 8571    |
| Pump Complete Rebuilding Kit.....                          | 7910    | Rack & Pinion Lower Pinion Bearing Kit.....                            | 8572    |
| Pump Seal Kit.....   | 7918    | <b>V-6 3.8 L ENG.</b>  |         |
| Pump Drive Shaft Seal Kit.....                             | 8709    | Pump Seal Kit.....   | 8624    |
| Stg. Gear Complete Rebuilding Kit.....                     | 7858    | Pump Drive Shaft Seal Kit.....   | 8709    |
| Stg. Gear Major Seal Kit.....                              | 7860    | Rack & Pinion Seal Kit.....  | 8785    |
| Stg. Gear Input Shaft Seal Kit.....                        | 7095    | Rack & Pinion Upper Pinion Bearing Kit.....                            | 8571    |
| Stg. Gear Complete Pitman Shaft Seal Kit.....              | 8766    | Rack & Pinion Lower Pinion Bearing Kit.....                            | 8572    |
| Stg. Gear Lower Pitman Shaft Seal Kit.....                 | 7856    | <b>1991-1990</b>   |         |
| <b>1969-1968</b>   |         | <b>V-6 3.1 L ENG.</b>  |         |
| <b>6-CYL. 250 ENG.; V-8 350 ENG.</b>                       |         | Pump Complete Rebuilding Kit.....                                      | 8561    |
| Pump Complete Rebuilding Kit.....                          | 7910    | Pump Seal Kit.....   | 8554    |
| Pump Seal Kit.....   | 7918    | Pump Drive Shaft Seal Kit.....   | 8712    |
| Pump Drive Shaft Seal Kit.....                             | 8709    | Rack & Pinion Seal Kit.....  | 8785    |
| Stg. Gear Complete Rebuilding Kit.....                     | 7858    | Rack & Pinion Upper Pinion Bearing Kit.....                            | 8571    |
| Stg. Gear Major Seal Kit.....                              | 7860    | Rack & Pinion Lower Pinion Bearing Kit.....                            | 8572    |
| Stg. Gear Input Shaft Seal Kit.....                        | 7095    | <b>VENTURA</b>   |         |
| Stg. Gear Complete Pitman Shaft Seal Kit.....              | 8766    | <b>1977</b>  |         |
| Stg. Gear Lower Pitman Shaft Seal Kit.....                 | 7856    | <b>4-CYL. 151 ENG.; V-6 231 ENG.; V-8 301 ENG.; V-8 305 ENG.;</b>      |         |
| <b>1967</b>  |         | <b>V-8 350 ENG.</b>  |         |
| <b>6-CYL. 230 ENG.; V-8 326 ENG.</b>                       |         | Pump Complete Rebuilding Kit.....                                      | 7910    |
| Pump Complete Rebuilding Kit.....                          | 7910    | Pump Seal Kit.....   | 7918    |
| Pump Seal Kit.....   | 7918    | Pump Drive Shaft Seal Kit.....   | 8709    |
| Pump Drive Shaft Seal Kit.....                             | 8709    | Stg. Gear Complete Rebuilding Kit; W/4-Bolt Gear Housing.....          | 7858    |
| Stg. Gear Complete Rebuilding Kit.....                     | 7858    | Stg. Gear Complete Rebuilding Kit; W/Ring Retained Housing.....        | 8529    |
| Stg. Gear Major Seal Kit.....                              | 7860    | Stg. Gear Major Seal Kit; W/4-Bolt Gear Housing.....                   | 7860    |
| Stg. Gear Input Shaft Seal Kit.....                        | 7095    | Stg. Gear Major Seal Kit; W/Ring Retained Housing.....                 | 8528    |
| Stg. Gear Complete Pitman Shaft Seal Kit.....              | 8766    | Stg. Gear Input Shaft Seal Kit.....                                    | 7095    |
| Stg. Gear Lower Pitman Shaft Seal Kit.....                 | 7856    | Stg. Gear Complete Pitman Shaft Seal Kit; W/4-Bolt Gear Housing...     | 8766    |
| <b>1966</b>  |         | Stg. Gear Complete Pitman Shaft Seal Kit; W/Ring Retained Housing..... | 8767    |
| <b>6-CYL. 230 ENG.; V-8 326 ENG.</b>                       |         | Stg. Gear Lower Pitman Shaft Seal Kit; W/4-Bolt Gear Housing.....      | 7856    |
| Pump Seal Kit.....   | 8755    | Stg. Gear Lower Pitman Shaft Seal Kit; W/Ring Retained Housing....     | 8530    |
| Pump Drive Shaft Seal Kit.....                             | 8711    | <b>1976-1975</b>   |         |
| Stg. Gear Complete Rebuilding Kit.....                     | 7857    | <b>6-CYL. 250 ENG.; V-8 260 ENG.; V-8 350 ENG.</b>                     |         |
| Stg. Gear Major Seal Kit.....                              | 7859    | Pump Complete Rebuilding Kit.....                                      | 7910    |
| Stg. Gear Input Shaft Seal Kit.....                        | 7095    | Pump Seal Kit.....   | 7918    |
| Stg. Gear Complete Pitman Shaft Seal Kit.....              | 8766    | Pump Drive Shaft Seal Kit.....   | 8709    |
| Stg. Gear Lower Pitman Shaft Seal Kit.....                 | 7856    | Stg. Gear Complete Rebuilding Kit.....                                 | 7858    |
| <b>1965-1964</b>   |         | Stg. Gear Major Seal Kit.....  | 7860    |
| <b>6-CYL. 215 ENG.; V-8 326 ENG.; V-8 389 ENG.</b>         |         | Stg. Gear Input Shaft Seal Kit.....                                    | 7095    |
| Pump Seal Kit.....   | 8755    | Stg. Gear Complete Pitman Shaft Seal Kit.....                          | 8766    |
| Pump Drive Shaft Seal Kit.....                             | 8711    | Stg. Gear Lower Pitman Shaft Seal Kit.....                             | 7856    |
| Stg. Gear Complete Rebuilding Kit.....                     | 7857    | <b>1974-1973</b>   |         |
| Stg. Gear Major Seal Kit.....                              | 7859    | <b>6-CYL. 250 ENG.; V-8 350 ENG.</b>                                   |         |
| Stg. Gear Input Shaft Seal Kit.....                        | 7095    | Pump Complete Rebuilding Kit.....                                      | 7910    |
| Stg. Gear Complete Pitman Shaft Seal Kit.....              | 8766    | Pump Seal Kit.....   | 7918    |
| Stg. Gear Lower Pitman Shaft Seal Kit.....                 | 7856    | Pump Drive Shaft Seal Kit.....   | 8709    |
| <b>1963</b>  |         | Stg. Gear Complete Rebuilding Kit.....                                 | 7858    |
| <b>4-CYL. 194 ENG.; V-8 326 ENG.</b>                       |         | Stg. Gear Major Seal Kit.....  | 7860    |
| Pump Seal Kit.....   | 8755    | Stg. Gear Input Shaft Seal Kit.....                                    | 7095    |
| Pump Drive Shaft Seal Kit.....                             | 8711    | Stg. Gear Complete Pitman Shaft Seal Kit.....                          | 8766    |
| Stg. Gear Complete Rebuilding Kit.....                     | 7857    | Stg. Gear Lower Pitman Shaft Seal Kit.....                             | 7856    |
| Stg. Gear Major Seal Kit.....                              | 7859    | <b>1972</b>  |         |
| Stg. Gear Input Shaft Seal Kit.....                        | 7095    | <b>6-CYL. 250 ENG.; V-8 307 ENG.; V-8 350 ENG.</b>                     |         |
| Stg. Gear Complete Pitman Shaft Seal Kit.....              | 8766    | Pump Complete Rebuilding Kit.....                                      | 7910    |
| Stg. Gear Lower Pitman Shaft Seal Kit.....                 | 7856    | Pump Seal Kit.....   | 7918    |
| <b>1962-1961</b>   |         | Pump Drive Shaft Seal Kit.....   | 8709    |
| <b>4-CYL. 194 ENG.; V-8 215 ENG.</b>                       |         | Stg. Gear Complete Rebuilding Kit.....                                 | 7858    |
| Pump Seal Kit.....   | 8755    | Stg. Gear Major Seal Kit.....  | 7860    |
| Pump Drive Shaft Seal Kit.....                             | 8711    | Stg. Gear Input Shaft Seal Kit.....                                    | 7095    |
| Stg. Gear Complete Rebuilding Kit.....                     | 7857    | Stg. Gear Complete Pitman Shaft Seal Kit.....                          | 8766    |
| Stg. Gear Major Seal Kit.....                              | 7859    | Stg. Gear Lower Pitman Shaft Seal Kit.....                             | 7856    |
| Stg. Gear Input Shaft Seal Kit.....                        | 7095    | <b>1972</b>  |         |
| Stg. Gear Complete Pitman Shaft Seal Kit.....              | 8766    | <b>6-CYL. 250 ENG.; V-8 307 ENG.; V-8 350 ENG.</b>                     |         |
| Stg. Gear Lower Pitman Shaft Seal Kit.....                 | 7856    | Pump Complete Rebuilding Kit.....                                      | 7910    |
| <b>1962-1961</b>   |         | Pump Seal Kit.....   | 7918    |
| <b>4-CYL. 194 ENG.; V-8 215 ENG.</b>                       |         | Pump Drive Shaft Seal Kit.....   | 8709    |
| Pump Seal Kit.....   | 8755    | Stg. Gear Complete Rebuilding Kit.....                                 | 7858    |
| Pump Drive Shaft Seal Kit.....                             | 8711    | Stg. Gear Major Seal Kit.....  | 7860    |
| Stg. Gear Complete Rebuilding Kit.....                     | 7857    | Stg. Gear Input Shaft Seal Kit.....                                    | 7095    |
| Stg. Gear Major Seal Kit.....                              | 7859    | Stg. Gear Complete Pitman Shaft Seal Kit.....                          | 8766    |
| Stg. Gear Input Shaft Seal Kit.....                        | 7095    | Stg. Gear Lower Pitman Shaft Seal Kit.....                             | 7856    |
| Stg. Gear Complete Pitman Shaft Seal Kit.....              | 8766    | <b>1972</b>  |         |
| Stg. Gear Lower Pitman Shaft Seal Kit.....                 | 7856    | <b>6-CYL. 250 ENG.; V-8 307 ENG.; V-8 350 ENG.</b>                     |         |
| <b>1962-1961</b>   |         | Pump Complete Rebuilding Kit.....                                      | 7910    |
| <b>4-CYL. 194 ENG.; V-8 215 ENG.</b>                       |         | Pump Seal Kit.....   | 7918    |
| Pump Seal Kit.....   | 8755    | Pump Drive Shaft Seal Kit.....   | 8709    |
| Pump Drive Shaft Seal Kit.....                             | 8711    | Stg. Gear Complete Rebuilding Kit.....                                 | 7858    |
| Stg. Gear Complete Rebuilding Kit.....                     | 7857    | Stg. Gear Major Seal Kit.....  | 7860    |
| Stg. Gear Major Seal Kit.....                              | 7859    | Stg. Gear Input Shaft Seal Kit.....                                    | 7095    |
| Stg. Gear Input Shaft Seal Kit.....                        | 7095    | Stg. Gear Complete Pitman Shaft Seal Kit.....                          | 8766    |
| Stg. Gear Complete Pitman Shaft Seal Kit.....              | 8766    | Stg. Gear Lower Pitman Shaft Seal Kit.....                             | 7856    |
| Stg. Gear Lower Pitman Shaft Seal Kit.....                 | 7856    | <b>1972</b>  |         |
| <b>1962-1961</b>   |         | <b>6-CYL. 250 ENG.; V-8 307 ENG.; V-8 350 ENG.</b>                     |         |
| <b>4-CYL. 194 ENG.; V-8 215 ENG.</b>                       |         | Pump Complete Rebuilding Kit.....                                      | 7910    |
| Pump Seal Kit.....   | 8755    | Pump Seal Kit.....   | 7918    |
| Pump Drive Shaft Seal Kit.....                             | 8711    | Pump Drive Shaft Seal Kit.....   | 8709    |
| Stg. Gear Complete Rebuilding Kit.....                     | 7857    | Stg. Gear Complete Rebuilding Kit.....                                 | 7858    |
| Stg. Gear Major Seal Kit.....                              | 7859    | Stg. Gear Major Seal Kit.....  | 7860    |
| Stg. Gear Input Shaft Seal Kit.....                        | 7095    | Stg. Gear Input Shaft Seal Kit.....                                    | 7095    |
| Stg. Gear Complete Pitman Shaft Seal Kit.....              | 8766    | Stg. Gear Complete Pitman Shaft Seal Kit.....                          | 8766    |
| Stg. Gear Lower Pitman Shaft Seal Kit.....                 | 7856    | Stg. Gear Lower Pitman Shaft Seal Kit.....                             | 7856    |

☆ See Pages A14 - A15 For Pump or Gear Identification.

⊙ Packaged one bushing per box, order as required.

**SYSTEM PUMP & GEAR IDENT.**

**SYSTEM & COMPONENT IDENT.**

**PASS. CARS**

**LIGHT TRUCKS**

**MEDIUM/HEAVY TRUCKS**

**BUSES**

**HOSE NUMERICAL**

**REPAIR KITS**

**KIT NUMERICAL**

**ILLUSTRATIONS**

# Power Steering Repair Kits for Passenger Cars and Light Trucks

|                           | Application   | Kit No. | Application   | Kit No. |
|---------------------------|---|---------|---|---------|
| SYSTEM PUMP & GEAR IDENT. | <b>PONTIAC - Continued</b>                                      |         | <b>PONTIAC - Continued</b>                                      |         |
| SYSTEM & COMPONENT IDENT. | <b>VENTURA - Continued</b>                                      |         | <b>6000 - Continued</b>   |         |
| PASS. CARS                | <b>1971</b>   |         | <b>1990 - Continued</b>   |         |
| LIGHT TRUCKS              | <b>6-CYL. 250 ENG.; V-8 307 ENG.</b>                            |         | <b>V-6 3.1 L ENG.</b>   |         |
| MEDIUM/HEAVY TRUCKS       | Pump Complete Rebuilding Kit.....                               | 7910    | Pump Seal Kit.....  | 8624    |
| BUSES                     | Pump Seal Kit.....  | 7918    | Pump Drive Shaft Seal Kit.....                                  | 8709    |
| HOSE NUMERICAL            | Pump Drive Shaft Seal Kit.....                                  | 8709    | Rack & Pinion Seal Kit; W/O Performance Suspension; W/O AWD.... | 8580    |
| REPAIR KITS               | Stg. Gear Complete Rebuilding Kit.....                          | 7858    | Rack & Pinion Upper Pinion Bearing Kit; W/O AWD.....            | 8571    |
| KIT NUMERICAL             | Stg. Gear Major Seal Kit.....                                   | 7860    | Rack & Pinion Lower Pinion Bearing Kit; W/O AWD.....            | 8572    |
| ILLUSTRATIONS             | Stg. Gear Input Shaft Seal Kit.....                             | 7095    |   |         |
|                           | Stg. Gear Complete Pitman Shaft Seal Kit.....                   | 8766    | <b>1989</b>   |         |
|                           | Stg. Gear Lower Pitman Shaft Seal Kit.....                      | 7856    | <b>4-CYL. 2.5 L ENG.</b>  |         |
|                           |   |         | Pump Complete Rebuilding Kit.....                               | 8561    |
|                           | <b>1961-1960</b>  |         | Pump Seal Kit.....  | 8554    |
|                           | <b>V-8 389 ENG.</b>   |         | Pump Drive Shaft Seal Kit.....                                  | 8712    |
|                           | Pump Seal Kit.....  | 8755    | Rack & Pinion Seal Kit; W/O Performance Suspension; W/O AWD.... | 8580    |
|                           | Pump Drive Shaft Seal Kit.....                                  | 8711    | Rack & Pinion Upper Pinion Bearing Kit; W/O AWD.....            | 8571    |
|                           | Stg. Gear Input Shaft Seal Kit.....                             | 7095    | Rack & Pinion Lower Pinion Bearing Kit; W/O AWD.....            | 8572    |
|                           | Stg. Gear Complete Pitman Shaft Seal Kit.....                   | 8766    |   |         |
|                           | Stg. Gear Lower Pitman Shaft Seal Kit.....                      | 7856    | <b>V-6 2.8 L ENG.; V-6 3.1 L ENG.</b>                           |         |
|                           |   |         | Pump Seal Kit.....  | 8624    |
|                           | <b>1000</b>   |         | Pump Drive Shaft Seal Kit.....                                  | 8709    |
|                           | <b>1987-1984</b>  |         | Rack & Pinion Seal Kit; W/O Performance Suspension; W/O AWD.... | 8580    |
|                           | <b>4-CYL. 1.6 L ENG.</b>  |         | Rack & Pinion Upper Pinion Bearing Kit; W/O AWD.....            | 8571    |
|                           | Pump Complete Rebuilding Kit.....                               | 7910    | Rack & Pinion Lower Pinion Bearing Kit; W/O AWD.....            | 8572    |
|                           | Pump Seal Kit.....  | 7918    |   |         |
|                           | Pump Drive Shaft Seal Kit.....                                  | 8709    | <b>1988</b>   |         |
|                           | Rack & Pinion Seal Kit.....                                     | 8584    | <b>4-CYL. 2.5 L ENG.</b>  |         |
|                           | Rack & Pinion Upper Pinion Bearing Kit.....                     | 8571    | Pump Complete Rebuilding Kit.....                               | 8561    |
|                           | Rack & Pinion Lower Pinion Bearing Kit.....                     | 8572    | Pump Seal Kit.....  | 8554    |
|                           |   |         | Pump Drive Shaft Seal Kit.....                                  | 8712    |
|                           | <b>1983</b>   |         | Rack & Pinion Seal Kit; W/O Performance Suspension.....         | 8580    |
|                           | <b>4-CYL. 1.6 L ENG.</b>  |         | Rack & Pinion Upper Pinion Bearing Kit.....                     | 8571    |
|                           | Pump Complete Rebuilding Kit.....                               | 7910    | Rack & Pinion Lower Pinion Bearing Kit.....                     | 8572    |
|                           | Pump Seal Kit.....  | 7918    |   |         |
|                           | Pump Drive Shaft Seal Kit.....                                  | 8709    | <b>V-6 2.8 L ENG.; V-6 3.1 L ENG.</b>                           |         |
|                           | Rack & Pinion Seal Kit.....                                     | 8609    | Pump Seal Kit.....  | 8624    |
|                           | Rack & Pinion Upper Pinion Bearing Kit.....                     | 8571    | Pump Drive Shaft Seal Kit.....                                  | 8709    |
|                           | Rack & Pinion Lower Pinion Bearing Kit.....                     | 8572    | Rack & Pinion Seal Kit; W/O Performance Suspension.....         | 8580    |
|                           |   |         | Rack & Pinion Upper Pinion Bearing Kit.....                     | 8571    |
|                           | <b>2000</b>   |         | Rack & Pinion Lower Pinion Bearing Kit.....                     | 8572    |
|                           | <b>1983</b>   |         |   |         |
|                           | <b>4-CYL. 1.8 L ENG.; 4-CYL. 2.0 L ENG.</b>                     |         | <b>1987</b>   |         |
|                           | Pump Complete Rebuilding Kit.....                               | 8630    | <b>4-CYL. 2.5 L ENG.</b>  |         |
|                           | Pump Seal Kit.....  | 8631    | Pump Complete Rebuilding Kit.....                               | 8561    |
|                           | Pump Drive Shaft Seal Kit.....                                  | 8709    | Pump Seal Kit.....  | 8554    |
|                           | Rack & Pinion Seal Kit; W/O Performance Suspension.....         | 8581    | Pump Drive Shaft Seal Kit.....                                  | 8712    |
|                           | Rack & Pinion Seal Kit; W/Performance Suspension.....           | 8582    | Rack & Pinion Seal Kit; W/O Performance Suspension.....         | 8580    |
|                           | Rack & Pinion Upper Pinion Bearing Kit.....                     | 8571    | Rack & Pinion Upper Pinion Bearing Kit.....                     | 8571    |
|                           | Rack & Pinion Lower Pinion Bearing Kit.....                     | 8572    | Rack & Pinion Lower Pinion Bearing Kit.....                     | 8572    |
|                           |   |         | <b>V-6 2.8 L ENG.</b>   |         |
|                           | <b>2000 SUNBIRD</b>   |         | Pump Seal Kit.....  | 8624    |
|                           | <b>1984</b>   |         | Pump Drive Shaft Seal Kit.....                                  | 8709    |
|                           | <b>4-CYL. 1.8 L ENG.; 4-CYL. 2.0 L ENG.</b>                     |         | Rack & Pinion Seal Kit; W/O Performance Suspension.....         | 8580    |
|                           | Pump Complete Rebuilding Kit.....                               | 8630    | Rack & Pinion Upper Pinion Bearing Kit.....                     | 8571    |
|                           | Pump Seal Kit.....  | 8631    | Rack & Pinion Lower Pinion Bearing Kit.....                     | 8572    |
|                           | Pump Drive Shaft Seal Kit.....                                  | 8709    |   |         |
|                           | Rack & Pinion Seal Kit; W/O Performance Suspension.....         | 8581    | <b>1986</b>   |         |
|                           | Rack & Pinion Seal Kit; W/Performance Suspension.....           | 8582    | <b>4-CYL. 2.5 L ENG.; V-6 2.8 L ENG.</b>                        |         |
|                           | Rack & Pinion Upper Pinion Bearing Kit.....                     | 8571    | Pump Complete Rebuilding Kit.....                               | 7910    |
|                           | Rack & Pinion Lower Pinion Bearing Kit.....                     | 8572    | Pump Seal Kit.....  | 7918    |
|                           |   |         | Pump Drive Shaft Seal Kit.....                                  | 8709    |
|                           | <b>6000</b>   |         | Rack & Pinion Seal Kit; W/O Performance Suspension.....         | 8580    |
|                           | <b>1991</b>   |         | Rack & Pinion Upper Pinion Bearing Kit.....                     | 8571    |
|                           | <b>4-CYL. 2.5 L ENG.; V-6 3.1 L ENG.</b>                        |         | Rack & Pinion Lower Pinion Bearing Kit.....                     | 8572    |
|                           | Pump Seal Kit.....  | 8624    |   |         |
|                           | Pump Drive Shaft Seal Kit.....                                  | 8709    | <b>1985-1983</b>  |         |
|                           | Rack & Pinion Seal Kit; W/O Performance Suspension; W/O AWD.... | 8580    | <b>4-CYL. 2.5 L ENG.; V-6 2.8 L ENG.</b>                        |         |
|                           | Rack & Pinion Upper Pinion Bearing Kit; W/O AWD.....            | 8571    | Pump Complete Rebuilding Kit.....                               | 7910    |
|                           | Rack & Pinion Lower Pinion Bearing Kit; W/O AWD.....            | 8572    | Pump Seal Kit.....  | 7918    |
|                           |   |         | Pump Drive Shaft Seal Kit.....                                  | 8709    |
|                           | <b>1990</b>   |         | Rack & Pinion Seal Kit; W/O Performance Suspension.....         | 8580    |
|                           | <b>4-CYL. 2.5 L ENG.</b>  |         | Rack & Pinion Upper Pinion Bearing Kit.....                     | 8571    |
|                           | Pump Complete Rebuilding Kit.....                               | 8561    | Rack & Pinion Lower Pinion Bearing Kit.....                     | 8572    |
|                           | Pump Seal Kit.....  | 8554    |   |         |
|                           | Pump Drive Shaft Seal Kit.....                                  | 8712    | <b>V-6 4.3 L DIESEL ENG.</b>                                    |         |
|                           | Rack & Pinion Seal Kit; W/O Performance Suspension; W/O AWD.... | 8580    | Pump Complete Rebuilding Kit.....                               | 8561    |
|                           | Rack & Pinion Upper Pinion Bearing Kit; W/O AWD.....            | 8571    | Pump Seal Kit.....  | 8554    |
|                           | Rack & Pinion Lower Pinion Bearing Kit; W/O AWD.....            | 8572    | Pump Drive Shaft Seal Kit.....                                  | 8712    |
|                           |   |         | Rack & Pinion Seal Kit; W/O Performance Suspension.....         | 8580    |
|                           |   |         | Rack & Pinion Upper Pinion Bearing Kit.....                     | 8571    |
|                           |   |         | Rack & Pinion Lower Pinion Bearing Kit.....                     | 8572    |

☆ See Pages A14 - A15 For Pump or Gear Identification.

⊗ Packaged one bushing per box, order as required.

# Power Steering Repair Kits for Passenger Cars and Light Trucks

| Application   | Kit No. | Application   | Kit No. |
|---|---------|---|---------|
| <b>PONTIAC - Continued</b>                                      |         | <b>RAMBLER - Continued</b>                            |         |
| <b>6000 - Continued</b>   |         | <b>AMBASSADOR - Continued</b>                         |         |
| <b>1982</b>   |         | <b>1965 - Continued</b>                               |         |
| <b>4-CYL. 2.5 L ENG.; V-6 2.8 L ENG.; V-6 4.3 L DIESEL ENG.</b> |         | <b>V-8 287 ENG.; V-8 327 ENG. - Continued</b>         |         |
| Pump Complete Rebuilding Kit.....                               | 8630    | Stg. Gear Lower Pitman Shaft Seal Kit.....            | 7856    |
| Pump Seal Kit.....  | 8631    | <b>1964</b>   |         |
| Pump Drive Shaft Seal Kit.....                                  | 8709    | <b>V-8 327 ENG.</b>                                   |         |
| Rack & Pinion Seal Kit; W/O Performance Suspension.....         | 8580    | Pump Seal Kit.....                                    | 7168    |
| Rack & Pinion Upper Pinion Bearing Kit.....                     | 8571    | Pump Drive Shaft Seal Kit.....                        | 8713    |
| Rack & Pinion Lower Pinion Bearing Kit.....                     | 8572    | Stg. Gear Complete Rebuilding Kit.....                | 7858    |
|   |         | Stg. Gear Major Seal Kit.....                         | 7860    |
|   |         | Stg. Gear Input Shaft Seal Kit.....                   | 7095    |
|   |         | Stg. Gear Complete Pitman Shaft Seal Kit.....         | 8766    |
|   |         | Stg. Gear Lower Pitman Shaft Seal Kit.....            | 7856    |
| <b>PORSCHE</b>  |         | <b>1963-1960</b>                                      |         |
| <b>911</b>  |         | <b>V-8 327 ENG.</b>                                   |         |
| <b>1994-1993</b>  |         | <b>V-8 327 ENG.</b>                                   |         |
| <b>6-CYL. 3.6 L ENG.</b>  |         | Pump Seal Kit.....                                    | 7168    |
| Pump Seal Kit; W/ZF P.S. Pump.....                              | 8841    | Pump Drive Shaft Seal Kit.....                        | 8713    |
| <b>1992-1991</b>  |         | <b>1959-1958</b>                                      |         |
| <b>6-CYL. 3.3 L ENG.; 6-CYL. 3.6 L ENG.</b>                     |         | <b>V-8 327 ENG.</b>                                   |         |
| Pump Seal Kit; W/ZF P.S. Pump.....                              | 8841    | Pump Seal Kit; W/Eaton P.S. Pump; ☆A.....             | 7168    |
| <b>1990</b>   |         | Pump Drive Shaft Seal Kit; W/Eaton P.S. Pump; ☆A..... | 8713    |
| <b>6-CYL. 3.6 L ENG.</b>  |         | <b>AMERICAN</b>                                       |         |
| Pump Seal Kit; W/ZF P.S. Pump.....                              | 8841    | <b>1965</b>   |         |
| <b>1989</b>   |         | <b>6-CYL. 196 ENG.; 6-CYL. 232 ENG.</b>               |         |
| <b>6-CYL. 3.2 L ENG.; 6-CYL. 3.3 L ENG.; 6-CYL. 3.6 L ENG.</b>  |         | Pump Complete Rebuilding Kit.....                     | 7900    |
| Pump Seal Kit; W/ZF P.S. Pump.....                              | 8841    | Pump Seal Kit.....                                    | 7898    |
| <b>928</b>  |         | Stg. Gear Complete Rebuilding Kit.....                | 7858    |
| <b>1994-1992</b>  |         | Stg. Gear Major Seal Kit.....                         | 7860    |
| <b>V-8 5.4 L ENG.</b>   |         | Stg. Gear Input Shaft Seal Kit.....                   | 7095    |
| Pump Seal Kit; W/ZF P.S. Pump.....                              | 8841    | Stg. Gear Complete Pitman Shaft Seal Kit.....         | 8766    |
| <b>1991-1989</b>  |         | Stg. Gear Lower Pitman Shaft Seal Kit.....            | 7856    |
| <b>V-8 5.0 L ENG.</b>   |         | <b>1964</b>   |         |
| Pump Seal Kit; W/ZF P.S. Pump.....                              | 8841    | <b>6-CYL. 196 ENG.</b>                                |         |
| <b>944</b>  |         | Pump Complete Rebuilding Kit.....                     | 7900    |
| <b>1991</b>   |         | Pump Seal Kit.....                                    | 7898    |
| <b>4-CYL. 3.0 L ENG.</b>  |         | Stg. Gear Complete Rebuilding Kit.....                | 7858    |
| Pump Seal Kit; W/ZF P.S. Pump.....                              | 8841    | Stg. Gear Major Seal Kit.....                         | 7860    |
| <b>1990</b>   |         | Stg. Gear Input Shaft Seal Kit.....                   | 7095    |
| <b>4-CYL. 2.5 L ENG. (CANADA); 4-CYL. 3.0 L ENG.</b>            |         | Stg. Gear Complete Pitman Shaft Seal Kit.....         | 8766    |
| Pump Seal Kit; W/ZF P.S. Pump.....                              | 8841    | Stg. Gear Lower Pitman Shaft Seal Kit.....            | 7856    |
| <b>1989</b>   |         | <b>1963-1960</b>                                      |         |
| <b>4-CYL. 2.5 L ENG.; 4-CYL. 2.7 L ENG.; 4-CYL. 3.0 L ENG.</b>  |         | <b>6-CYL. 196 ENG.</b>                                |         |
| Pump Seal Kit; W/ZF P.S. Pump.....                              | 8841    | Pump Complete Rebuilding Kit.....                     | 7900    |
| <b>968</b>  |         | Pump Seal Kit.....                                    | 7898    |
| <b>1994-1992</b>  |         | <b>1959-1958</b>                                      |         |
| <b>4-CYL. 3.0 L ENG.</b>  |         | <b>6-CYL. 196 ENG.</b>                                |         |
| Pump Seal Kit; W/ZF P.S. Pump.....                              | 8841    | Pump Seal Kit; W/Eaton P.S. Pump; ☆A.....             | 7168    |
|   |         | Pump Drive Shaft Seal Kit; W/Eaton P.S. Pump; ☆A..... | 8713    |
| <b>RAMBLER</b>  |         | <b>MARLIN</b>   |         |
| <b>AMBASSADOR</b>   |         | <b>1965</b>   |         |
| <b>1965</b>   |         | <b>6-CYL. 232 ENG.</b>                                |         |
| <b>6-CYL. 232 ENG.</b>  |         | Pump Complete Rebuilding Kit.....                     | 7900    |
| Pump Complete Rebuilding Kit.....                               | 7900    | Pump Seal Kit.....                                    | 7898    |
| Pump Seal Kit.....  | 7898    | Stg. Gear Complete Rebuilding Kit.....                | 7858    |
| Stg. Gear Complete Rebuilding Kit.....                          | 7858    | Stg. Gear Major Seal Kit.....                         | 7860    |
| Stg. Gear Major Seal Kit.....                                   | 7860    | Stg. Gear Input Shaft Seal Kit.....                   | 7095    |
| Stg. Gear Input Shaft Seal Kit.....                             | 7095    | Stg. Gear Complete Pitman Shaft Seal Kit.....         | 8766    |
| Stg. Gear Complete Pitman Shaft Seal Kit.....                   | 8766    | Stg. Gear Lower Pitman Shaft Seal Kit.....            | 7856    |
| Stg. Gear Lower Pitman Shaft Seal Kit.....                      | 7856    | <b>V-8 287 ENG.; V-8 327 ENG.</b>                     |         |
| <b>V-8 287 ENG.; V-8 327 ENG.</b>                               |         | Pump Seal Kit.....                                    | 7168    |
| Pump Seal Kit.....  | 7168    | Pump Drive Shaft Seal Kit.....                        | 8713    |
| Pump Drive Shaft Seal Kit.....                                  | 8713    | Stg. Gear Complete Rebuilding Kit.....                | 7858    |
| Stg. Gear Complete Rebuilding Kit.....                          | 7858    | Stg. Gear Major Seal Kit.....                         | 7860    |
| Stg. Gear Major Seal Kit.....                                   | 7860    | Stg. Gear Input Shaft Seal Kit.....                   | 7095    |
| Stg. Gear Input Shaft Seal Kit.....                             | 7095    | Stg. Gear Complete Pitman Shaft Seal Kit.....         | 8766    |
| Stg. Gear Complete Pitman Shaft Seal Kit.....                   | 8766    | Stg. Gear Lower Pitman Shaft Seal Kit.....            | 7856    |
| Stg. Gear Lower Pitman Shaft Seal Kit.....                      | 8766    | <b>RAMBLER</b>  |         |
|   |         | <b>1960</b>   |         |
|   |         | <b>6-CYL. 196 ENG.</b>                                |         |
|   |         | Pump Complete Rebuilding Kit.....                     | 7900    |

☆ See Pages A14 - A15 For Pump or Gear Identification.

☉ Packaged one bushing per box, order as required.

**SYSTEM PUMP & GEAR IDENT.**

**SYSTEM & COMPONENT IDENT.**

**PASS. CARS**

**LIGHT TRUCKS**

**MEDIUM/HEAVY TRUCKS**

**BUSES**

**HOSE NUMERICAL**

**REPAIR KITS**

**KIT NUMERICAL**

**ILLUSTRATIONS**



# Power Steering Repair Kits for Passenger Cars and Light Trucks

|                                      | Application   | Kit No.   | Application                    | Kit No.                              |      |
|--------------------------------------|---|---|--------------------------------|--------------------------------------|------|
| <b>SYSTEM PUMP &amp; GEAR IDENT.</b> | <b>RAMBLER - Continued</b>                            |   | <b>RENAULT</b>                 |                                      |      |
|                                      | <b>RAMBLER - Continued</b>                            |   | <b>ALLIANCE</b>                |                                      |      |
|                                      | 1960 - Continued                                      |   | 1987                           |                                      |      |
|                                      | 6-CYL. 196 ENG. - Continued                           |   | 4-CYL. 1.4 L ENG.              |                                      |      |
|                                      |   | Pump Seal Kit.....                                    | 7898                           | Pump Complete Rebuilding Kit.....    | 8630 |
|                                      |   |   |                                | Pump Seal Kit.....                   | 8631 |
|                                      |   |   |                                | Pump Drive Shaft Seal Kit.....       | 8709 |
|                                      | 1959-1958   |   |                                | 4-CYL. 1.7 L ENG.; 4-CYL. 2.0 L ENG. |      |
|                                      | 6-CYL. 196 ENG.                                       |   |                                | Pump Complete Rebuilding Kit.....    | 8561 |
|                                      |   | Pump Seal Kit; W/Eaton P.S. Pump; ☆A.....             | 7168                           | Pump Seal Kit.....                   | 8554 |
|                                      | Pump Drive Shaft Seal Kit; W/Eaton P.S. Pump; ☆A..... | 8713  | Pump Drive Shaft Seal Kit..... | 8712                                 |      |
| <b>SYSTEM &amp; COMPONENT IDENT.</b> | <b>RAMBLER CLASSIC</b>                                |   | 1986-1985                      |                                      |      |
|                                      | 1965  |   | 4-CYL. 1.4 L ENG.              |                                      |      |
|                                      | 6-CYL. 199 ENG.; 6-CYL. 232 ENG.                      |   |                                | Pump Complete Rebuilding Kit.....    | 8630 |
|                                      |   | Pump Complete Rebuilding Kit.....                     | 7900                           | Pump Seal Kit.....                   | 8631 |
|                                      |   | Pump Seal Kit.....                                    | 7898                           | Pump Drive Shaft Seal Kit.....       | 8709 |
|                                      |   | Stg. Gear Complete Rebuilding Kit.....                | 7858                           | 4-CYL. 1.7 L ENG.                    |      |
|                                      |   | Stg. Gear Major Seal Kit.....                         | 7860                           | Pump Complete Rebuilding Kit.....    | 8561 |
|                                      |   | Stg. Gear Input Shaft Seal Kit.....                   | 7095                           | Pump Seal Kit.....                   | 8554 |
|                                      |   | Stg. Gear Complete Pitman Shaft Seal Kit.....         | 8766                           | Pump Drive Shaft Seal Kit.....       | 8712 |
|                                      |   | Stg. Gear Lower Pitman Shaft Seal Kit.....            | 7856                           | 1984-1983                            |      |
| <b>PASS. CARS</b>                    | V-8 287 ENG.; V-8 327 ENG.                            |   | 4-CYL. 1.4 L ENG.              |                                      |      |
|                                      |   | Pump Seal Kit.....                                    | 7168                           | Pump Complete Rebuilding Kit.....    | 8630 |
|                                      |   | Pump Drive Shaft Seal Kit.....                        | 8713                           | Pump Seal Kit.....                   | 8631 |
|                                      |   | Stg. Gear Complete Rebuilding Kit.....                | 7858                           | Pump Drive Shaft Seal Kit.....       | 8709 |
|                                      |   | Stg. Gear Major Seal Kit.....                         | 7860                           | <b>ENCORE</b>                        |      |
|                                      |   | Stg. Gear Input Shaft Seal Kit.....                   | 7095                           | 1986-1985                            |      |
|                                      |   | Stg. Gear Complete Pitman Shaft Seal Kit.....         | 8766                           | 4-CYL. 1.4 L ENG.                    |      |
|                                      |   | Stg. Gear Lower Pitman Shaft Seal Kit.....            | 7856                           | Pump Complete Rebuilding Kit.....    | 8630 |
|                                      |   |   |                                | Pump Seal Kit.....                   | 8631 |
|                                      |   |   |                                | Pump Drive Shaft Seal Kit.....       | 8709 |
| <b>LIGHT TRUCKS</b>                  | 1964  |   | 4-CYL. 1.7 L ENG.              |                                      |      |
|                                      | 6-CYL. 196 ENG.; 6-CYL. 232 ENG.                      |   |                                | Pump Complete Rebuilding Kit.....    | 8561 |
|                                      |   | Pump Complete Rebuilding Kit.....                     | 7900                           | Pump Seal Kit.....                   | 8554 |
|                                      |   | Pump Seal Kit.....                                    | 7898                           | Pump Drive Shaft Seal Kit.....       | 8712 |
|                                      |   | Stg. Gear Complete Rebuilding Kit.....                | 7858                           | 1984                                 |      |
|                                      |   | Stg. Gear Major Seal Kit.....                         | 7860                           | 4-CYL. 1.4 L ENG.                    |      |
|                                      |   | Stg. Gear Input Shaft Seal Kit.....                   | 7095                           | Pump Complete Rebuilding Kit.....    | 8630 |
|                                      |   | Stg. Gear Complete Pitman Shaft Seal Kit.....         | 8766                           | Pump Seal Kit.....                   | 8631 |
|                                      |   | Stg. Gear Lower Pitman Shaft Seal Kit.....            | 7856                           | Pump Drive Shaft Seal Kit.....       | 8709 |
|                                      | <b>MEDIUM/HEAVY TRUCKS</b>                            | V-8 287 ENG.  |                                | <b>FUEGO</b>                         |      |
|                                      |   | Pump Seal Kit.....                                    | 7168                           | 1985                                 |      |
|                                      |   | Pump Drive Shaft Seal Kit.....                        | 8713                           | 4-CYL. 2.2 L ENG.                    |      |
|                                      |   | Stg. Gear Complete Rebuilding Kit.....                | 7858                           | Pump Complete Rebuilding Kit.....    | 8561 |
|                                      |   | Stg. Gear Major Seal Kit.....                         | 7860                           | Pump Seal Kit.....                   | 8554 |
|                                      |   | Stg. Gear Input Shaft Seal Kit.....                   | 7095                           | Pump Drive Shaft Seal Kit.....       | 8712 |
|                                      |   | Stg. Gear Complete Pitman Shaft Seal Kit.....         | 8766                           | 1984                                 |      |
|                                      |   | Stg. Gear Lower Pitman Shaft Seal Kit.....            | 7856                           | 4-CYL. 1.6 L ENG.                    |      |
|                                      |   |   |                                | Pump Complete Rebuilding Kit.....    | 7910 |
|                                      |   |   |                                | Pump Seal Kit.....                   | 7918 |
| <b>BUSES</b>                         | 1963  |   | 4-CYL. 2.2 L ENG.              |                                      |      |
|                                      | 6-CYL. 196 ENG.                                       |   |                                | Pump Complete Rebuilding Kit.....    | 8561 |
|                                      |   | Pump Complete Rebuilding Kit.....                     | 7900                           | Pump Seal Kit.....                   | 8554 |
|                                      |   | Pump Seal Kit.....                                    | 7898                           | Pump Drive Shaft Seal Kit.....       | 8712 |
|                                      |   | V-8 287 ENG.  |                                | 1984                                 |      |
|                                      |   | Pump Seal Kit.....                                    | 7168                           | 4-CYL. 1.6 L ENG.                    |      |
|                                      |   | Pump Drive Shaft Seal Kit.....                        | 8713                           | Pump Complete Rebuilding Kit.....    | 7910 |
|                                      |   |   |                                | Pump Seal Kit.....                   | 7918 |
|                                      |   |   |                                | Pump Drive Shaft Seal Kit.....       | 8709 |
|                                      |   |   |                                | 4-CYL. 2.2 L ENG.                    |      |
| <b>HOSE NUMERICAL</b>                | 1962  |   | 1983-1982                      |                                      |      |
|                                      | 6-CYL. 196 ENG.                                       |   |                                | 4-CYL. 1.6 L ENG.                    |      |
|                                      |   | Pump Complete Rebuilding Kit.....                     | 7900                           | Pump Complete Rebuilding Kit.....    | 7910 |
|                                      |   | Pump Seal Kit.....                                    | 7898                           | Pump Seal Kit.....                   | 7918 |
|                                      |   | V-8 250 ENG.  |                                | Pump Drive Shaft Seal Kit.....       | 8709 |
|                                      |   | Pump Seal Kit.....                                    | 7168                           | 4-CYL. 2.2 L ENG.                    |      |
|                                      |   | Pump Drive Shaft Seal Kit.....                        | 8713                           | Pump Complete Rebuilding Kit.....    | 8561 |
|                                      |   |   |                                | Pump Seal Kit.....                   | 8554 |
|                                      |   |   |                                | Pump Drive Shaft Seal Kit.....       | 8712 |
|                                      |   |   |                                | 1986-1984                            |      |
| <b>REPAIR KITS</b>                   | 1961  |   | 4-CYL. 2.2 L ENG.              |                                      |      |
|                                      | 6-CYL. 196 ENG.                                       |   |                                | Pump Complete Rebuilding Kit.....    | 8561 |
|                                      |   | Pump Complete Rebuilding Kit.....                     | 7900                           | Pump Seal Kit.....                   | 8554 |
|                                      |   | Pump Seal Kit.....                                    | 7898                           | Pump Drive Shaft Seal Kit.....       | 8712 |
|                                      |   | V-8 250 ENG.  |                                | <b>SPORTWAGON</b>                    |      |
|                                      |   | Pump Seal Kit.....                                    | 7168                           | 1986-1984                            |      |
|                                      |   | Pump Drive Shaft Seal Kit.....                        | 8713                           | 4-CYL. 2.2 L ENG.                    |      |
|                                      |   |   |                                | Pump Complete Rebuilding Kit.....    | 8561 |
|                                      |   |   |                                | Pump Seal Kit.....                   | 8554 |
|                                      |   |   |                                | Pump Drive Shaft Seal Kit.....       | 8712 |
| <b>KIT NUMERICAL</b>                 | <b>REBEL</b>  |   |                                |                                      |      |
|                                      | 1960-1958   |   |                                |                                      |      |
|                                      | V-8 250 ENG.  |   |                                |                                      |      |
|                                      |   | Pump Seal Kit; W/Eaton P.S. Pump; ☆A.....             | 7168                           |                                      |      |
|                                      |   | Pump Drive Shaft Seal Kit; W/Eaton P.S. Pump; ☆A..... | 8713                           |                                      |      |

☆ See Pages A14 - A15 For Pump or Gear Identification.

⊗ Packaged one bushing per box, order as required.

# Power Steering Repair Kits for Passenger Cars and Light Trucks

| Application                                   | Kit No. | Application  | Kit No. |
|---|---------|--|---------|
| <b>RENAULT - Continued</b>                    |         | <b>SATURN - Continued</b>                          |         |
| <b>18I</b>                                    |         | <b>S-SERIES - Continued</b>                        |         |
| <b>1983-1981</b>                              |         | <b>1995-1991 - Continued</b>                       |         |
| <b>4-CYL. 1.6 L ENG.</b>                      |         | <b>4-CYL. 1.9 L ENG. - Continued</b>               |         |
| Pump Complete Rebuilding Kit.....             | 7910    | Pump Seal Kit; W/O Electronic Variable Assist..... | 8624    |
| Pump Seal Kit.....                            | 7918    | Pump Drive Shaft Seal Kit.....                     | 8709    |
| Pump Drive Shaft Seal Kit.....                | 8709    | Rack & Pinion Seal Kit.....                        | 8817    |
|   |         | Rack & Pinion Upper Pinion Bearing Kit.....        | 8571    |
|   |         | Rack & Pinion Lower Pinion Bearing Kit.....        | 8572    |
| <b>SAAB</b>                                   |         | <b>SUBARU</b>                                      |         |
| <b>900</b>                                    |         | <b>DL</b>  |         |
| <b>1993-1991</b>                              |         | <b>1989-1987</b>                                   |         |
| <b>4-CYL. 2.0 L ENG.; 4-CYL. 2.1 L ENG.</b>   |         | <b>4-CYL. 1.8 L ENG.</b>                           |         |
| Pump Complete Rebuilding Kit.....             | 8561    | Rack & Pinion Seal Kit.....                        | 8673    |
| Pump Seal Kit.....                            | 8554    |  |         |
| Pump Drive Shaft Seal Kit.....                | 8712    | <b>1986-1985</b>                                   |         |
| Rack & Pinion Seal Kit.....                   | 8740    | <b>4-CYL. 1.8 L ENG.</b>                           |         |
|   |         | Rack & Pinion Seal Kit.....                        | 8674    |
| <b>1990-1989</b>                              |         | <b>1984-1981</b>                                   |         |
| <b>4-CYL. 2.0 L ENG.</b>                      |         | <b>4-CYL. 1.6 L ENG.; 4-CYL. 1.8 L ENG.</b>        |         |
| Pump Complete Rebuilding Kit.....             | 8561    | Rack & Pinion Seal Kit.....                        | 8743    |
| Pump Seal Kit.....                            | 8554    |  |         |
| Pump Drive Shaft Seal Kit.....                | 8712    | <b>GL</b>  |         |
| Rack & Pinion Seal Kit.....                   | 8740    | <b>1989-1988</b>                                   |         |
|   |         | <b>4-CYL. 1.8 L ENG.</b>                           |         |
| <b>1988-1986</b>                              |         | Rack & Pinion Seal Kit.....                        | 8673    |
| <b>4-CYL. 2.0 L ENG.</b>                      |         | <b>1987</b>  |         |
| Pump Complete Rebuilding Kit; W/DOHC Eng..... | 8561    | <b>4-CYL. 1.6 L ENG.; 4-CYL. 1.8 L ENG.</b>        |         |
| Pump Complete Rebuilding Kit; W/SOHC Eng..... | 7910    | Rack & Pinion Seal Kit.....                        | 8673    |
| Pump Seal Kit; W/DOHC Eng.....                | 8554    |  |         |
| Pump Seal Kit; W/SOHC Eng.....                | 7918    | <b>1986</b>  |         |
| Pump Drive Shaft Seal Kit; W/DOHC Eng.....    | 8712    | <b>4-CYL. 1.6 L ENG.; 4-CYL. 1.8 L ENG.</b>        |         |
| Pump Drive Shaft Seal Kit; W/SOHC Eng.....    | 8709    | Rack & Pinion Seal Kit.....                        | 8674    |
| Rack & Pinion Seal Kit.....                   | 8740    | <b>1985</b>  |         |
|   |         | <b>4-CYL. 1.8 L ENG.</b>                           |         |
| <b>1985-1980</b>                              |         | Rack & Pinion Seal Kit.....                        | 8674    |
| <b>4-CYL. 2.0 L ENG.</b>                      |         | <b>1984-1981</b>                                   |         |
| Pump Complete Rebuilding Kit.....             | 7910    | <b>4-CYL. 1.8 L ENG.</b>                           |         |
| Pump Seal Kit.....                            | 7918    | Rack & Pinion Seal Kit.....                        | 8743    |
| Pump Drive Shaft Seal Kit.....                | 8709    |  |         |
| Rack & Pinion Seal Kit.....                   | 8740    | <b>GL-10</b>                                       |         |
|   |         | <b>1989-1987</b>                                   |         |
| <b>1979</b>                                   |         | <b>4-CYL. 1.8 L ENG.</b>                           |         |
| <b>4-CYL. 121 ENG.</b>                        |         | Rack & Pinion Seal Kit.....                        | 8673    |
| Pump Complete Rebuilding Kit.....             | 7910    |  |         |
| Pump Seal Kit.....                            | 7918    | <b>1986-1985</b>                                   |         |
| Pump Drive Shaft Seal Kit.....                | 8709    | <b>4-CYL. 1.8 L ENG.</b>                           |         |
| Rack & Pinion Seal Kit.....                   | 8740    | Rack & Pinion Seal Kit.....                        | 8674    |
|   |         | <b>1995</b>  |         |
| <b>9000</b>                                   |         | <b>4-CYL. 1.8 L ENG.; 4-CYL. 2.2 L ENG.</b>        |         |
| <b>1995</b>                                   |         | Pump Seal Kit.....                                 | 8832    |
| <b>4-CYL. 2.3 L ENG.; V-6 3.0 L ENG.</b>      |         | Rack & Pinion Seal Kit.....                        | 8868    |
| Rack & Pinion Seal Kit.....                   | 8764    |  |         |
| <b>1994-1991</b>                              |         | <b>1994-1993</b>                                   |         |
| <b>4-CYL. 2.3 L ENG.</b>                      |         | <b>4-CYL. 1.8 L ENG.</b>                           |         |
| Rack & Pinion Seal Kit.....                   | 8764    | Pump Seal Kit.....                                 | 8832    |
|   |         | Rack & Pinion Seal Kit.....                        | 8868    |
| <b>1990</b>                                   |         |  |         |
| <b>4-CYL. 2.0 L ENG.; 4-CYL. 2.3 L ENG.</b>   |         | <b>LEGACY</b>                                      |         |
| Pump Complete Rebuilding Kit.....             | 8561    | <b>1995-1993</b>                                   |         |
| Pump Seal Kit.....                            | 8554    | <b>4-CYL. 2.2 L ENG.</b>                           |         |
| Pump Drive Shaft Seal Kit.....                | 8712    | Pump Seal Kit.....                                 | 8832    |
| Rack & Pinion Seal Kit.....                   | 8764    | Rack & Pinion Seal Kit.....                        | 8868    |
|   |         | <b>1992-1990</b>                                   |         |
| <b>1989-1986</b>                              |         | <b>4-CYL. 2.2 L ENG.</b>                           |         |
| <b>4-CYL. 2.0 L ENG.</b>                      |         | Rack & Pinion Seal Kit.....                        | 8868    |
| Pump Complete Rebuilding Kit.....             | 8561    |  |         |
| Pump Seal Kit.....                            | 8554    | <b>SATURN</b>                                      |         |
| Pump Drive Shaft Seal Kit.....                | 8712    | <b>S-SERIES</b>                                    |         |
| Rack & Pinion Seal Kit.....                   | 8764    | <b>1995-1991</b>                                   |         |
|   |         | <b>4-CYL. 1.9 L ENG.</b>                           |         |
|   |         | Pump Seal Kit; W/Electronic Variable Assist.....   | 8793    |

**SYSTEM PUMP & GEAR IDENT.**

**SYSTEM & COMPONENT IDENT.**

**PASS. CARS**

**LIGHT TRUCKS**

**MEDIUM/HEAVY TRUCKS**

**BUSES**

**HOSE NUMERICAL**

**REPAIR KITS**

**KIT NUMERICAL**

**ILLUSTRATIONS**

☆ See Pages A14 - A15 For Pump or Gear Identification.

⊗ Packaged one bushing per box, order as required.

# Power Steering Repair Kits for Passenger Cars and Light Trucks

|   | Application   | Kit No.                                     | Application                          | Kit No.  |  |  |      |
|---|---|---|--------------------------------------|--|--|--|------|
| SYSTEM PUMP & GEAR IDENT.                   | <b>SUBARU - Continued</b>                           |   | <b>TOYOTA - Continued</b>            |  |  |  |      |
|   | <b>LOYALE</b>                                       |   | <b>CAMRY - Continued</b>             |  |  |  |      |
|   | <b>1994-1990</b>                                    |   | <b>1994-1992 - Continued</b>         |  |  |  |      |
|   | <b>4-CYL. 1.8 L ENG.</b>                            |   | <b>4-CYL. 2.2 L ENG. - Continued</b> |  |  |  |      |
|   |   | Rack & Pinion Seal Kit.....                 | 8673                                 | Rack & Pinion Seal Kit; W/Riveted Gear Housing.....                | 8698   |  |      |
|   | SYSTEM & COMPONENT IDENT.                           | <b>RX</b>                                   |                                      | <b>V-6 3.0 L ENG.</b>  |  |  |      |
|   |   | <b>1986-1985</b>                            |                                      | Pump Seal Kit.....   |  | 8823   |      |
|   |   | <b>4-CYL. 1.8 L ENG.</b>                    |                                      | Rack & Pinion Seal Kit; W/Crimped Gear Housing.....                |  | 8790   |      |
|   |   |   | Rack & Pinion Seal Kit.....          | 8674   | Rack & Pinion Seal Kit; W/Riveted Gear Housing.....                | 8698   |      |
|   |   | PASS. CARS                                  | <b>STANDARD</b>                      |  | <b>1991</b>  |  |      |
| <b>1987</b>                                 |   |   | <b>4-CYL. 2.0 L ENG.</b>             |  |  |  |      |
| <b>4-CYL. 1.6 L ENG.; 4-CYL. 1.8 L ENG.</b> |   |   | Pump Seal Kit; Aug. 31 & Older.....  |  | 8641   |  |      |
|   |   |   | Rack & Pinion Seal Kit.....          | 8673   | Pump Seal Kit; Sept. 1 & Newer.....                                | 8798   |      |
| LIGHT TRUCKS                                |   |   | <b>1986-1985</b>                     |  | Rack & Pinion Seal Kit; Jun. 1 & Newer; W/Riveted Gear Housing.... |  | 8698 |
|   |   |   | <b>4-CYL. 1.6 L ENG.</b>             |  | Rack & Pinion Seal Kit; May 31 & Older; W/Riveted Gear Housing...  |  | 8676 |
|   |   |   | Rack & Pinion Seal Kit.....          | 8674   | Rack & Pinion Seal Kit; W/Crimped Gear Housing.....                | 8790   |      |
|   | <b>1984-1983</b>                                    |   | <b>V-6 2.5 L ENG.</b>                |  |  |  |      |
|   | <b>4-CYL. 1.6 L ENG.</b>                            |   | Pump Seal Kit; Aug. 31 & Older.....  |  | 8641   |  |      |
|   |   |   | Rack & Pinion Seal Kit.....          | 8743   | Pump Seal Kit; Sept. 1 & Newer.....                                | 8823   |      |
|   | MEDIUM/HEAVY TRUCKS                                 | <b>1982-1981</b>                            |                                      | Rack & Pinion Seal Kit; Jun. 1 & Newer; W/Riveted Gear Housing.... |  | 8698   |      |
|   |   | <b>4-CYL. 1.6 L ENG.; 4-CYL. 1.8 L ENG.</b> |                                      | Rack & Pinion Seal Kit; May 31 & Older; W/Riveted Gear Housing...  |  | 8676   |      |
|   |   |   | Rack & Pinion Seal Kit.....          | 8743   | Rack & Pinion Seal Kit; W/Crimped Gear Housing.....                | 8790   |      |
|   |   | <b>XT</b>                                   |                                      | <b>1990-1988</b>   |  |  |      |
| <b>1991-1988</b>                            |   | <b>4-CYL. 2.0 L ENG.; V-6 2.5 L ENG.</b>    |                                      |  |  |  |      |
| <b>4-CYL. 1.8 L ENG.; 6-CYL. 2.7 L ENG.</b> |   | Pump Seal Kit.....                          |                                      | 8641   |  |  |      |
|   |   | Rack & Pinion Seal Kit.....                 | 8744                                 | Rack & Pinion Seal Kit.....  | 8676   |  |      |
| BUSES                                       |   | <b>1987-1985</b>                            |                                      | <b>1987</b>  |  |  |      |
|   |   | <b>4-CYL. 1.8 L ENG.</b>                    |                                      | <b>4-CYL. 2.0 L ENG.</b>   |  |  |      |
|   |   |   | Rack & Pinion Seal Kit.....          | 8744   | Pump Seal Kit.....   | 8641   |      |
|   | HOSE NUMERICAL                                      | <b>SUZUKI</b>                               |                                      | Rack & Pinion Seal Kit.....  |  | 8676   |      |
|   |   | <b>SIDEKICK</b>                             |                                      | <b>1986</b>  |  |  |      |
|   |   | <b>1995-1990</b>                            |                                      | <b>4-CYL. 2.0 L ENG.</b>   |  |  |      |
|   |   | <b>4-CYL. 1.6 L ENG.</b>                    |                                      | Pump Seal Kit.....   |  | 8643   |      |
|   |   |   | Pump Seal Kit.....                   | 8840   | Rack & Pinion Seal Kit; Aug. 1 & Newer.....                        | 8676   |      |
|   |   | REPAIR KITS                                 |                                      | Stg. Gear Major Seal Kit.....                                      | 8854   | Rack & Pinion Seal Kit; Jul. 31 & Older..... | 8677 |
|   |   |   | <b>1989</b>                          |  | <b>4-CYL. 2.0 L DIESEL ENG.</b>                                    |  |      |
| <b>4-CYL. 1.3 L ENG.; 4-CYL. 1.6 L ENG.</b> |   |   | Pump Seal Kit.....                   |  | 8641   |  |      |
|   |   |   | Pump Seal Kit.....                   | 8840   | Rack & Pinion Seal Kit; Aug. 1 & Newer.....                        | 8676   |      |
|   |   |   | Stg. Gear Major Seal Kit.....        | 8854   | Rack & Pinion Seal Kit; Jul. 31 & Older.....                       | 8677   |      |
| KIT NUMERICAL                               | <b>SWIFT</b>  |   | <b>1985-1984</b>                     |  |  |  |      |
|   | <b>1995</b>   |   | <b>4-CYL. 1.8 L DIESEL ENG.</b>      |  |  |  |      |
|   | <b>4-CYL. 1.3 L ENG.</b>                            |   | Pump Seal Kit.....                   |  | 8641   |  |      |
|   |   |   | Pump Seal Kit.....                   | 8833   | Rack & Pinion Seal Kit.....  | 8677   |      |
|   |   |   | Rack & Pinion Seal Kit.....          | 8819   | <b>1983</b>  |  |      |
|   | ILLUSTRATIONS                                       | <b>TOYOTA</b>                               |                                      | <b>4-CYL. 2.0 L ENG.</b>   |  |  |      |
|   |   | <b>AVALON</b>                               |                                      | Pump Seal Kit.....   |  | 8643   |      |
|   |   | <b>1995</b>                                 |                                      | Rack & Pinion Seal Kit.....  |  | 8677   |      |
|   |   | <b>V-6 3.0 L ENG.</b>                       |                                      | <b>CELICA</b>  |  |  |      |
|   |   |   | Pump Seal Kit.....                   | 8798   | <b>1995-1994</b>   |  |      |
|   |   | Rack & Pinion Seal Kit.....                 | 8790                                 | <b>4-CYL. 1.8 L ENG.; 4-CYL. 2.2 L ENG.</b>                        |  |  |      |
| <b>CAMRY</b>                                |   | Pump Seal Kit.....                          |                                      | 8827   |  |  |      |
| <b>1995</b>                                 |   | Rack & Pinion Seal Kit.....                 |                                      | 8881   |  |  |      |
| <b>4-CYL. 2.2 L ENG.; V-6 3.0 L ENG.</b>    |   | <b>1993-1990</b>                            |                                      |  |  |  |      |
|   |   | Pump Seal Kit.....                          | 8798                                 | <b>4-CYL. 1.6 L ENG.</b>   |  |  |      |
|   | Rack & Pinion Seal Kit; W/Crimped Gear Housing..... | 8790  | Pump Seal Kit.....                   |  | 8641   |  |      |
|   | Rack & Pinion Seal Kit; W/Riveted Gear Housing..... | 8698  | Rack & Pinion Seal Kit.....          |  | 8678   |  |      |
| <b>1994-1992</b>                            |   | <b>4-CYL. 2.0 L ENG.; 4-CYL. 2.2 L ENG.</b> |                                      |  |  |  |      |
| <b>4-CYL. 2.2 L ENG.</b>                    |   | Pump Seal Kit.....                          |                                      | 8641   |  |  |      |
|   | Pump Seal Kit.....                                  | 8798  | Rack & Pinion Seal Kit.....          |  | 8693   |  |      |
|   | Rack & Pinion Seal Kit; W/Crimped Gear Housing..... | 8790  | <b>1989-1988</b>                     |  |  |  |      |
|   | Rack & Pinion Seal Kit; W/Riveted Gear Housing..... | 8698  | <b>4-CYL. 2.0 L ENG.</b>             |  |  |  |      |
| <b>1994-1992</b>                            |   | Pump Seal Kit.....                          |                                      | 8641   |  |  |      |
| <b>4-CYL. 2.2 L ENG.</b>                    |   | Rack & Pinion Seal Kit; W/O Turbo.....      |                                      | 8678   |  |  |      |
|   | Pump Seal Kit.....                                  | 8798  | Rack & Pinion Seal Kit; W/Turbo..... |  | 8676   |  |      |
|   | Rack & Pinion Seal Kit; W/Crimped Gear Housing..... | 8790  | <b>1987-1986</b>                     |  |  |  |      |
|   | Rack & Pinion Seal Kit; W/Riveted Gear Housing..... | 8698  | <b>4-CYL. 2.0 L ENG.</b>             |  |  |  |      |
|   | Rack & Pinion Seal Kit; W/Crimped Gear Housing..... | 8790  | Pump Seal Kit.....                   |  | 8641   |  |      |

☆ See Pages A14 - A15 For Pump or Gear Identification.

⊗ Packaged one bushing per box, order as required.

# Power Steering Repair Kits for Passenger Cars and Light Trucks

| Application   | Kit No. | Application                                 | Kit No. |
|---|---------|---|---------|
| <b>TOYOTA - Continued</b>                                   |         | <b>TOYOTA - Continued</b>                   |         |
| <b>CELICA - Continued</b>                                   |         | <b>COROLLA - Continued</b>                  |         |
| <b>1987-1986 - Continued</b>                                |         | <b>1984</b>                                 |         |
| <b>4-CYL. 2.0 L ENG. - Continued</b>                        |         | <b>4-CYL. 1.6 L ENG.</b>                    |         |
| Rack & Pinion Seal Kit.....                                 | 8678    | Pump Seal Kit.....                          | 8641    |
| <b>1985-1982</b>  |         | Rack & Pinion Seal Kit; W/FWD.....          | 8681    |
| <b>4-CYL. 2.4 L ENG.; 6-CYL. 2.8 L ENG.</b>                 |         | Rack & Pinion Seal Kit; W/RWD.....          | 8682    |
| Pump Seal Kit.....  | 8598    | <b>4-CYL. 1.8 L DIESEL ENG.</b>             |         |
| Rack & Pinion Seal Kit.....                                 | 8679    | Pump Seal Kit.....                          | 8641    |
| <b>1981</b>   |         | Rack & Pinion Seal Kit; W/FWD.....          | 8682    |
| <b>4-CYL. 2.4 L ENG.</b>                                    |         | Rack & Pinion Seal Kit; W/RWD.....          | 8682    |
| Pump Seal Kit.....  | 8597    | <b>1983</b>                                 |         |
| Rack & Pinion Seal Kit; Aug. 1 & Newer.....                 | 8679    | <b>4-CYL. 1.6 L ENG.</b>                    |         |
| <b>6-CYL. 2.8 L ENG.</b>                                    |         | Pump Seal Kit.....                          | 8598    |
| Pump Seal Kit.....  | 8597    | <b>1982-1980</b>                            |         |
| Rack & Pinion Seal Kit; Aug. & Newer.....                   | 8679    | <b>4-CYL. 1.8 L ENG.</b>                    |         |
| <b>1980</b>   |         | Pump Seal Kit.....                          | 8598    |
| <b>4-CYL. 2.2 L ENG.; 6-CYL. 2.6 L ENG.</b>                 |         | Stg. Gear Major Seal Kit.....               | 8845    |
| Pump Seal Kit.....  | 8597    | <b>1979</b>                                 |         |
| <b>1979</b>   |         | <b>4-CYL. 71 ENG.; 4-CYL. 97 ENG.</b>       |         |
| <b>4-CYL. 134 ENG.</b>                                      |         | Pump Seal Kit.....                          | 8598    |
| Pump Seal Kit.....  | 8597    | Stg. Gear Major Seal Kit; Aug. & Newer..... | 8845    |
| <b>6-CYL. 156 ENG.</b>                                      |         | <b>CORONA</b>                               |         |
| Pump Seal Kit; Jan. 1 & Newer.....                          | 8597    | <b>1982-1981</b>                            |         |
| <b>1978-1977</b>  |         | <b>4-CYL. 2.4 L ENG.</b>                    |         |
| <b>4-CYL. 134 ENG.</b>                                      |         | Pump Seal Kit.....                          | 8598    |
| Pump Seal Kit.....  | 8597    | <b>1980</b>                                 |         |
| <b>COROLLA</b>  |         | <b>4-CYL. 2.2 L ENG.</b>                    |         |
| <b>1995-1993</b>  |         | Pump Seal Kit; Nov. 1, 1980 & Newer.....    | 8598    |
| <b>4-CYL. 1.6 L ENG.; 4-CYL. 1.8 L ENG.</b>                 |         | Pump Seal Kit; Oct. 31, 1980 & Older.....   | 8597    |
| Pump Seal Kit.....  | 8798    | <b>1979</b>                                 |         |
| Rack & Pinion Seal Kit; W/1-Piece Gear Housing.....         | 8646    | <b>4-CYL. 134 ENG.</b>                      |         |
| Rack & Pinion Seal Kit; W/2-Piece Riveted Gear Housing..... | 8680    | Pump Seal Kit.....                          | 8597    |
| <b>1992</b>   |         | <b>1978</b>                                 |         |
| <b>4-CYL. 1.6 L ENG.</b>                                    |         | <b>4-CYL. 134 ENG.</b>                      |         |
| Pump Seal Kit.....  | 8641    | Pump Seal Kit; Sept. 1, 1978 & Older.....   | 8597    |
| Rack & Pinion Seal Kit.....                                 | 8646    | <b>CRESSIDA</b>                             |         |
| <b>1991</b>   |         | <b>1992-1989</b>                            |         |
| <b>4-CYL. 1.6 L ENG.</b>                                    |         | <b>6-CYL. 3.0 L ENG.</b>                    |         |
| Pump Seal Kit.....  | 8641    | Pump Seal Kit.....                          | 8828    |
| Rack & Pinion Seal Kit; DLX, SR5; Jun. 30 & Older.....      | 8680    | Rack & Pinion Seal Kit.....                 | 8694    |
| Rack & Pinion Seal Kit; Exc. DLX, SR5.....                  | 8646    | <b>1988</b>                                 |         |
| <b>1990-1988</b>  |         | <b>6-CYL. 2.8 L ENG.</b>                    |         |
| <b>4-CYL. 1.6 L ENG.</b>                                    |         | Pump Seal Kit.....                          | 8642    |
| Pump Seal Kit.....  | 8641    | Rack & Pinion Seal Kit; Aug. 1 & Newer..... | 8694    |
| Rack & Pinion Seal Kit; DLX, SR5.....                       | 8680    | <b>1987-1985</b>                            |         |
| Rack & Pinion Seal Kit; Exc. DLX, SR5.....                  | 8646    | <b>6-CYL. 2.8 L ENG.</b>                    |         |
| <b>1987</b>   |         | Pump Seal Kit.....                          | 8642    |
| <b>4-CYL. 1.6 L ENG.</b>                                    |         | <b>1984</b>                                 |         |
| Pump Seal Kit.....  | 8641    | <b>6-CYL. 2.8 L ENG.</b>                    |         |
| Rack & Pinion Seal Kit; W/FWD; Jul. 31 & Older.....         | 8681    | Pump Seal Kit; Aug. & Newer.....            | 8642    |
| Rack & Pinion Seal Kit; W/RWD; Jul. 31 & Newer.....         | 8683    | Pump Seal Kit; Jun. & Older.....            | 8598    |
| Rack & Pinion Seal Kit; W/RWD; Jul. 31 & Older.....         | 8683    | Stg. Gear Major Seal Kit; Aug. & Older..... | 8845    |
| <b>1986</b>   |         | <b>1983</b>                                 |         |
| <b>4-CYL. 1.6 L ENG.</b>                                    |         | <b>6-CYL. 2.8 L ENG.</b>                    |         |
| Pump Seal Kit.....  | 8641    | Pump Seal Kit.....                          | 8598    |
| Rack & Pinion Seal Kit; W/FWD.....                          | 8681    | Stg. Gear Major Seal Kit.....               | 8845    |
| Rack & Pinion Seal Kit; W/RWD.....                          | 8683    | <b>1982</b>                                 |         |
| <b>1985</b>   |         | <b>6-CYL. 2.8 L ENG.</b>                    |         |
| <b>4-CYL. 1.6 L ENG.</b>                                    |         | Pump Seal Kit; Aug. & Newer.....            | 8598    |
| Pump Seal Kit.....  | 8641    | Pump Seal Kit; Jul. & Older.....            | 8597    |
| Rack & Pinion Seal Kit; W/FWD.....                          | 8681    | Stg. Gear Major Seal Kit.....               | 8845    |
| Rack & Pinion Seal Kit; W/RWD; Aug. 1 & Newer.....          | 8683    | <b>1981</b>                                 |         |
| Rack & Pinion Seal Kit; W/RWD; Jul. 31 & Older.....         | 8682    | <b>6-CYL. 2.8 L ENG.</b>                    |         |
| <b>4-CYL. 1.8 L DIESEL ENG.</b>                             |         | Pump Seal Kit.....                          | 8598    |
| Pump Seal Kit; Aug. 31 & Older.....                         | 8641    | Stg. Gear Major Seal Kit.....               | 8845    |
| Rack & Pinion Seal Kit; W/FWD; Aug. 31 & Older.....         | 8682    | <b>1980</b>                                 |         |
| Rack & Pinion Seal Kit; W/RWD; Aug. 1 & Newer.....          | 8683    | <b>4-CYL. 2.8 L ENG.</b>                    |         |
| Rack & Pinion Seal Kit; W/RWD; Jul. 31 & Older.....         | 8682    | Pump Seal Kit.....                          | 8597    |
|   |         | Stg. Gear Major Seal Kit.....               | 8845    |

☆ See Pages A14 - A15 For Pump or Gear Identification.

☉ Packaged one bushing per box, order as required.

**SYSTEM PUMP & GEAR IDENT.**

**SYSTEM & COMPONENT IDENT.**

**PASS. CARS**

**LIGHT TRUCKS**

**MEDIUM/HEAVY TRUCKS**

**BUSES**

**HOSE NUMERICAL**

**REPAIR KITS**

**KIT NUMERICAL**

**ILLUSTRATIONS**



# Power Steering Repair Kits for Passenger Cars and Light Trucks

|   | Application   | Kit No.  | Application  | Kit No. |
|---|---|--|--|---------|
| <b>SYSTEM PUMP &amp; GEAR IDENT.</b>  | <b>TOYOTA - Continued</b>   |  | <b>TOYOTA - Continued</b>  |         |
|   | <b>CRESSIDA - Continued</b>   |  | <b>PASEO</b>   |         |
|   | <b>1980</b>   |  | <b>1995</b>  |         |
|   | 6-CYL. 2.6 L ENG.   |  | 4-CYL. 1.5 L ENG.  |         |
|   | Pump Seal Kit.....  |  | Pump Seal Kit; Aug. & Newer.....   |         |
|   |   |  | Pump Seal Kit; Jul. & Older.....   |         |
|   |   |  | Rack & Pinion Seal Kit.....  |         |
|   |   |  |  |         |
|   |   |  |  |         |
|   |   |  |  |         |
| <b>SYSTEM &amp; COMPONENT IDENT.</b>  | <b>1979-1978</b>  |  | <b>1994-1992</b>   |         |
|   | 6-CYL. 156 ENG.   |  | 4-CYL. 1.5 L ENG.  |         |
|   | Pump Seal Kit.....  |  | Pump Seal Kit.....   |         |
|   |   |  | Rack & Pinion Seal Kit.....  |         |
|   |   |  |  |         |
|   |   |  |  |         |
|   |   |  |  |         |
|   |   |  |  |         |
|   |   |  |  |         |
|   |   |  |  |         |
| <b>PASS. CARS</b>   | <b>CROWN</b>  |  | <b>PICKUP</b>  |         |
|   | <b>1972</b>   |  | <b>1995-1992</b>   |         |
|   | 6-CYL. 156 ENG.   |  | 4-CYL. 2.4 L ENG.  |         |
|   | Pump Seal Kit.....  |  | Pump Seal Kit.....   |         |
|   |   |  | Stg. Gear Major Seal Kit; W/2WD.....   |         |
|   |   |  | Stg. Gear Major Seal Kit; W/4WD.....   |         |
|   |   |  |  |         |
|   |   |  |  |         |
|   |   |  |  |         |
|   |   |  |  |         |
| <b>LIGHT TRUCKS</b>   | <b>1971</b>   |  | <b>V-6 3.0 L ENG.</b>  |         |
|   | 6-CYL. 137 ENG.   |  | Pump Seal Kit.....   |         |
|   | Pump Seal Kit.....  |  | Stg. Gear Major Seal Kit; W/2WD.....   |         |
|   |   |  | Stg. Gear Major Seal Kit; W/4WD.....   |         |
|   |   |  |  |         |
|   |   |  |  |         |
|   |   |  |  |         |
|   |   |  |  |         |
|   |   |  |  |         |
|   |   |  |  |         |
| <b>MEDIUM/HEAVY TRUCKS</b>  | <b>LAND CRUISER</b>   |  | <b>1991</b>  |         |
|   | <b>1995-1993</b>  |  | 4-CYL. 2.4 L ENG.  |         |
|   | 6-CYL. 4.5 L ENG.   |  | Pump Seal Kit.....   |         |
|   | Pump Seal Kit.....  |  | Stg. Gear Major Seal Kit; W/2WD.....   |         |
|   |   |  | Stg. Gear Major Seal Kit; W/4WD; Aug. & Older.....                               |         |
|   |   |  | Stg. Gear Major Seal Kit; W/4WD; Sept. 1 & Newer.....                            |         |
|   |   |  |  |         |
|   |   |  |  |         |
|   |   |  |  |         |
|   |   |  |  |         |
| <b>BUSES</b>  | <b>1992-1991</b>  |  | <b>V-6 3.0 L ENG.</b>  |         |
|   | 6-CYL. 4.0 L ENG.   |  | Pump Seal Kit.....   |         |
|   | Pump Seal Kit.....  |  | Stg. Gear Major Seal Kit; W/2WD.....   |         |
|   |   |  | Stg. Gear Major Seal Kit; W/4WD; Aug. & Older.....                               |         |
|   |   |  | Stg. Gear Major Seal Kit; W/4WD; Sept. 1 & Newer.....                            |         |
|   |   |  |  |         |
|   |   |  |  |         |
|   |   |  |  |         |
|   |   |  |  |         |
|   |   |  |  |         |
| <b>HOSE NUMERICAL</b>   | <b>1990</b>   |  | <b>1990</b>  |         |
|   | 6-CYL. 4.0 L ENG.   |  | 4-CYL. 2.4 L ENG.  |         |
|   | Pump Seal Kit.....  |  | Pump Seal Kit.....   |         |
|   | Stg. Gear Major Seal Kit; Feb. 1 & Newer.....   |  | Stg. Gear Major Seal Kit; W/2WD.....   |         |
|   | Stg. Gear Major Seal Kit; Jan. 31 & Older.....  |  | Stg. Gear Major Seal Kit; W/4WD.....   |         |
|   |   |  |  |         |
|   |   |  |  |         |
|   |   |  |  |         |
|   |   |  |  |         |
|   |   |  |  |         |
| <b>REPAIR KITS</b>  | <b>1989-1988</b>  |  | <b>1989</b>  |         |
|   | 6-CYL. 4.0 L ENG.   |  | 4-CYL. 2.4 L ENG.  |         |
|   | Pump Seal Kit.....  |  | Pump Seal Kit.....   |         |
|   | Stg. Gear Major Seal Kit.....   |  | Pump Seal Kit; W/2WD.....  |         |
|   |   |  | Pump Seal Kit; W/4WD; Aug. & Older.....  |         |
|   |   |  | Pump Seal Kit; W/4WD; Sept. 1 & Newer.....                                       |         |
|   |   |  | Stg. Gear Major Seal Kit; W/2WD.....   |         |
|   |   |  | Stg. Gear Major Seal Kit; W/4WD; Apr. 1 & Newer.....                             |         |
|   |   |  | Stg. Gear Major Seal Kit; W/4WD; Mar. & Older.....                               |         |
|   |   |  |  |         |
| <b>KIT NUMERICAL</b>  | <b>1987-1986</b>  |  | <b>1988</b>  |         |
|   | 4-CYL. 3.4 L DIESEL ENG. (CANADA); 6-CYL. 4.0 L DIESEL ENG. (CANADA); 6-CYL. 4.2 L ENG. |  | 4-CYL. 2.4 L ENG.  |         |
|   | Pump Seal Kit.....  |  | Pump Seal Kit; W/2WD.....  |         |
|   | Stg. Gear Major Seal Kit.....   |  | Pump Seal Kit; W/4WD.....  |         |
|   |   |  | Stg. Gear Major Seal Kit; W/2WD; Aug. & Newer.....                               |         |
|   |   |  | Stg. Gear Major Seal Kit; W/2WD; W/O Turbo; W/H.D. Suspension; Jul. & Older..... |         |
|   |   |  | Stg. Gear Major Seal Kit; W/2WD; W/O Turbo; W/Std. Suspension; Jul. & Older..... |         |
|   |   |  | Stg. Gear Major Seal Kit; W/2WD; W/Turbo; Jul. & Older.....                      |         |
|   |   |  | Stg. Gear Major Seal Kit; W/4WD.....   |         |
|   |   |  |  |         |
| <b>ILLUSTRATIONS</b>  | <b>1985-1984</b>  |  | <b>V-6 3.0 L ENG.</b>  |         |
|   | 4-CYL. 3.4 L DIESEL ENG. (CANADA); 6-CYL. 4.2 L ENG.                                    |  | Pump Seal Kit.....   |         |
|   | Pump Seal Kit.....  |  | Stg. Gear Major Seal Kit; W/2WD.....   |         |
|   | Stg. Gear Major Seal Kit.....   |  | Stg. Gear Major Seal Kit; W/4WD.....   |         |
|   |   |  |  |         |
|   |   |  |  |         |
|   |   |  |  |         |
|   |   |  |  |         |
|   |   |  |  |         |
|   |   |  |  |         |
|   |   |  |  |         |
| <b>1983-1981</b>  |   | <b>1987</b>  |  |         |
| 4-CYL. 3.4 L DIESEL ENG. (CANADA); 6-CYL. 4.2 L ENG.                                    |   | 4-CYL. 2.4 L ENG.  |  |         |
| Pump Seal Kit.....  |   | Pump Seal Kit; W/2WD.....  |  |         |
| Stg. Gear Major Seal Kit.....   |   | Pump Seal Kit; W/4WD.....  |  |         |
|   |   | Stg. Gear Major Seal Kit; W/2WD; Aug. & Newer.....                               |  |         |
|   |   | Stg. Gear Major Seal Kit; W/2WD; W/O Turbo; W/H.D. Suspension; Jul. & Older..... |  |         |
|   |   | Stg. Gear Major Seal Kit; W/2WD; W/O Turbo; W/Std. Suspension; Jul. & Older..... |  |         |
|   |   | Stg. Gear Major Seal Kit; W/2WD; W/Turbo; Jul. & Older.....                      |  |         |
|   |   | Stg. Gear Major Seal Kit; W/4WD.....   |  |         |
|   |   |  |  |         |
| <b>1980</b>   |   | <b>1987</b>  |  |         |
| 4-CYL. 3.0 L DIESEL ENG. (CANADA); 4-CYL. 3.4 L DIESEL ENG. (CANADA); 6-CYL. 4.2 L ENG. |   | 4-CYL. 2.4 L ENG.; 4-CYL. 2.4 L DIESEL ENG. (CANADA)                             |  |         |
| Pump Seal Kit.....  |   | Pump Seal Kit.....   |  |         |
| Stg. Gear Major Seal Kit.....   |   |  |  |         |
|   |   |  |  |         |
|   |   |  |  |         |
|   |   |  |  |         |
|   |   |  |  |         |
|   |   |  |  |         |
|   |   |  |  |         |
| <b>1979</b>   |   |  |  |         |
| 4-CYL. 182 DIESEL (CANADA) ENG.; 4-CYL. 209 DIESEL (CANADA) ENG.; 6-CYL. 258 ENG.       |   |  |  |         |
| Pump Seal Kit.....  |   |  |  |         |
| Stg. Gear Major Seal Kit.....   |   |  |  |         |
|   |   |  |  |         |
|   |   |  |  |         |
|   |   |  |  |         |
|   |   |  |  |         |
|   |   |  |  |         |
| <b>MARK II</b>  |   |  |  |         |
| <b>1976-1973</b>  |   |  |  |         |
| 6-CYL. 156 ENG.   |   |  |  |         |
| Pump Seal Kit.....  |   |  |  |         |
|   |   |  |  |         |
|   |   |  |  |         |
|   |   |  |  |         |
|   |   |  |  |         |
|   |   |  |  |         |
|   |   |  |  |         |
| <b>1972</b>   |   |  |  |         |
| 6-CYL. 137 ENG.   |   |  |  |         |
| Pump Seal Kit.....  |   |  |  |         |
|   |   |  |  |         |

☆ See Pages A14 - A15 For Pump or Gear Identification.

⊗ Packaged one bushing per box, order as required.

# Power Steering Repair Kits for Passenger Cars and Light Trucks

| Application  | Kit No. | Application                                    | Kit No. |
|--|---------|--|---------|
| <b>TOYOTA - Continued</b>  |         | <b>TOYOTA - Continued</b>                      |         |
| <b>PICKUP - Continued</b>  |         | <b>SUPRA - Continued</b>                       |         |
| <b>1987 - Continued</b>  |         | <b>1986</b>                                    |         |
| <b>4-CYL. 2.4 L ENG.; 4-CYL. 2.4 L DIESEL ENG. (CANADA)</b>        |         | <b>6-CYL. 2.8 L ENG.; 6-CYL. 3.0 L ENG.</b>    |         |
| - Continued  |         | Pump Seal Kit..... 8828                        |         |
| Stg. Gear Major Seal Kit; W/2WD; W/O Turbo; W/H.D. Suspension...   | 8898    | Rack & Pinion Seal Kit.....                    | 8686    |
| Stg. Gear Major Seal Kit; W/2WD; W/O Turbo; W/O H.D. Suspension... | 8899    |  |         |
| Stg. Gear Major Seal Kit; W/2WD; W/Turbo.....                      | 8750    |  |         |
| Stg. Gear Major Seal Kit; W/4WD.....                               | 8846    |  |         |
| <b>1986</b>  |         | <b>T100</b>                                    |         |
| <b>4-CYL. 2.4 L ENG.; 4-CYL. 2.4 L DIESEL ENG.</b>                 |         | <b>1995</b>                                    |         |
| Pump Seal Kit.....   | 8760    | <b>4-CYL. 2.7 L ENG.</b>                       |         |
| Stg. Gear Major Seal Kit; W/2WD; W/O Turbo; W/H.D. Suspension...   | 8899    | Pump Seal Kit..... 8797                        |         |
| Stg. Gear Major Seal Kit; W/2WD; W/O Turbo; W/Std. Suspension...   | 8898    | Stg. Gear Major Seal Kit; W/4WD..... 8847      |         |
| Stg. Gear Major Seal Kit; W/2WD; W/Turbo.....                      | 8750    | Rack & Pinion Seal Kit; W/2WD..... 8698        |         |
| Stg. Gear Major Seal Kit; W/4WD.....                               | 8846    |  |         |
| <b>1985</b>  |         | <b>V-6 3.4 L ENG.</b>                          |         |
| <b>4-CYL. 2.4 L ENG.</b>   |         | Pump Seal Kit..... 8798                        |         |
| Pump Seal Kit.....   | 8760    | Stg. Gear Major Seal Kit; W/4WD..... 8847      |         |
| Stg. Gear Major Seal Kit; W/2WD; W/O Turbo; W/H.D. Suspension...   | 8899    | Rack & Pinion Seal Kit; W/2WD..... 8698        |         |
| Stg. Gear Major Seal Kit; W/2WD; W/O Turbo; W/Std. Suspension...   | 8898    |  |         |
| Stg. Gear Major Seal Kit; W/2WD; W/Turbo.....                      | 8750    |  |         |
| Stg. Gear Major Seal Kit; W/4WD.....                               | 8846    |  |         |
| <b>1984</b>  |         | <b>1994</b>                                    |         |
| <b>4-CYL. 2.4 L DIESEL ENG.</b>                                    |         | <b>4-CYL. 2.7 L ENG.</b>                       |         |
| Pump Seal Kit.....   | 8760    | Pump Seal Kit..... 8797                        |         |
| Stg. Gear Major Seal Kit; W/2WD; W/O Turbo; W/H.D. Suspension...   | 8899    | Stg. Gear Major Seal Kit; W/4WD..... 8847      |         |
| Stg. Gear Major Seal Kit; W/2WD; W/O Turbo; W/Std. Suspension...   | 8898    | Rack & Pinion Seal Kit; W/2WD..... 8698        |         |
| Stg. Gear Major Seal Kit; W/2WD; W/Turbo.....                      | 8750    |  |         |
| <b>1983-1981</b>   |         | <b>V-6 3.0 L ENG.</b>                          |         |
| <b>4-CYL. 2.2 L DIESEL ENG.</b>                                    |         | Pump Seal Kit..... 8827                        |         |
| Pump Seal Kit.....   | 8598    | Stg. Gear Major Seal Kit; W/4WD..... 8847      |         |
| Stg. Gear Major Seal Kit; W/2WD.....                               | 8898    | Rack & Pinion Seal Kit; W/2WD..... 8698        |         |
| <b>4-CYL. 2.4 L ENG.</b>   |         | <b>1993</b>                                    |         |
| Pump Seal Kit.....   | 8760    | <b>V-6 3.0 L ENG.</b>                          |         |
| Stg. Gear Major Seal Kit; W/2WD.....                               | 8898    | Pump Seal Kit..... 8827                        |         |
|  |         | Stg. Gear Major Seal Kit; W/4WD..... 8847      |         |
|  |         | Rack & Pinion Seal Kit; W/2WD..... 8698        |         |
| <b>1980</b>  |         | <b>TACOMA</b>                                  |         |
| <b>4-CYL. 2.2 L ENG.</b>   |         | <b>1995</b>                                    |         |
| Pump Seal Kit.....   | 8598    | <b>4-CYL. 2.4 L ENG.; 4-CYL. 2.7 L ENG.</b>    |         |
|  |         | Pump Seal Kit..... 8797                        |         |
|  |         | Rack & Pinion Seal Kit; W/2WD..... 8883        |         |
|  |         | Rack & Pinion Seal Kit; W/4WD..... 8882        |         |
| <b>1979</b>  |         | <b>V-6 3.4 L ENG.</b>                          |         |
| <b>4-CYL. 134 ENG.</b>   |         | Pump Seal Kit..... 8798                        |         |
| Pump Seal Kit.....   | 8598    | Rack & Pinion Seal Kit; W/2WD..... 8883        |         |
|  |         | Rack & Pinion Seal Kit; W/4WD..... 8882        |         |
| <b>PREVIA</b>  |         | <b>TERCEL</b>                                  |         |
| <b>1995-1991</b>   |         | <b>1995</b>                                    |         |
| <b>4-CYL. 2.4 L ENG.</b>   |         | <b>4-CYL. 1.5 L ENG.</b>                       |         |
| Pump Seal Kit.....   | 8829    | Pump Seal Kit..... 8725                        |         |
| Rack & Pinion Seal Kit.....  | 8696    | Rack & Pinion Seal Kit..... 8697               |         |
| <b>SUPRA</b>   |         | <b>1994-1991</b>                               |         |
| <b>1995-1994</b>   |         | <b>4-CYL. 1.5 L ENG.</b>                       |         |
| <b>6-CYL. 3.0 L ENG.</b>   |         | Pump Seal Kit..... 8827                        |         |
| Pump Seal Kit.....   | 8797    | Rack & Pinion Seal Kit..... 8697               |         |
| <b>1993</b>  |         | <b>1990</b>                                    |         |
| <b>6-CYL. 3.0 L ENG.</b>   |         | <b>4-CYL. 1.5 L ENG.</b>                       |         |
| Pump Seal Kit; Apr. & Older.....                                   | 8828    | Pump Seal Kit; W/Fuel Inj..... 8641            |         |
| Pump Seal Kit; May & Newer.....                                    | 8797    | Rack & Pinion Seal Kit..... 8685               |         |
| Rack & Pinion Seal Kit; W/Electronic P.S.....                      | 8695    |  |         |
| Rack & Pinion Seal Kit; W/O Electronic P.S.....                    | 8686    | <b>1989</b>                                    |         |
| <b>1992-1989</b>   |         | <b>4-CYL. 1.5 L ENG.</b>                       |         |
| <b>6-CYL. 3.0 L ENG.</b>   |         | Pump Seal Kit; Sedan..... 8641                 |         |
| Pump Seal Kit.....   | 8828    | Rack & Pinion Seal Kit..... 8685               |         |
| Rack & Pinion Seal Kit; W/Electronic P.S.....                      | 8695    |  |         |
| Rack & Pinion Seal Kit; W/O Electronic P.S.....                    | 8686    | <b>1988</b>                                    |         |
| <b>1988-1987</b>   |         | <b>4-CYL. 1.5 L ENG.</b>                       |         |
| <b>6-CYL. 3.0 L ENG.</b>   |         | Pump Seal Kit; Sedan..... 8641                 |         |
| Pump Seal Kit.....   | 8828    | Pump Seal Kit; Wagon..... 8643                 |         |
| Rack & Pinion Seal Kit.....  | 8686    | Rack & Pinion Seal Kit; Aug. & Newer..... 8685 |         |
|  |         | Rack & Pinion Seal Kit; Jul. & Older..... 8681 |         |

☆ See Pages A14 - A15 For Pump or Gear Identification.

⊗ Packaged one bushing per box, order as required.

**SYSTEM PUMP & GEAR IDENT.**

**SYSTEM & COMPONENT IDENT.**

**PASS. CARS**

**LIGHT TRUCKS**

**MEDIUM/HEAVY TRUCKS**

**BUSES**

**HOSE NUMERICAL**

**REPAIR KITS**

**KIT NUMERICAL**

**ILLUSTRATIONS**

# Power Steering Repair Kits for Passenger Cars and Light Trucks

|                                      | Application               | Kit No.   | Application   | Kit No.  |   |      |      |
|--------------------------------------|---------------------------|---|---|--|---|------|------|
| <b>SYSTEM PUMP &amp; GEAR IDENT.</b> | <b>TOYOTA - Continued</b> |   | <b>TOYOTA - Continued</b>   |  |   |      |      |
|                                      | <b>TERCEL - Continued</b> |   | <b>4 RUNNER - Continued</b>   |  |   |      |      |
|                                      | <b>1986-1983</b>          |   | <b>1988 - Continued</b>   |  |   |      |      |
|                                      | <b>4-CYL. 1.5 L ENG.</b>  |   | <b>4-CYL. 2.4 L ENG.; V-6 3.0 L ENG. - Continued</b>                  |  |   |      |      |
|                                      |                           | Pump Seal Kit.....  | 8643  | Stg. Gear Major Seal Kit.....                                | 8846  |      |      |
|                                      |                           | Rack & Pinion Seal Kit.....                               | 8681  |  |   |      |      |
|                                      | <b>1982</b>               |   | <b>1987-1986</b>  |  |   |      |      |
|                                      | <b>4-CYL. 1.5 L ENG.</b>  |   | <b>4-CYL. 2.4 L ENG.</b>  |  |   |      |      |
|                                      |                           | Pump Seal Kit; Aug. 1, 1982 & Newer.....                  | 8643  | Pump Seal Kit.....   | 8760  |      |      |
|                                      |                           | Rack & Pinion Seal Kit; Aug. 1 & Newer.....               | 8681  | Stg. Gear Major Seal Kit.....                                | 8846  |      |      |
| <b>SYSTEM &amp; COMPONENT IDENT.</b> | <b>VAN</b>                |   | <b>1985-1984</b>  |  |   |      |      |
|                                      | <b>1989</b>               |   | <b>4-CYL. 2.4 L ENG.</b>  |  |   |      |      |
|                                      | <b>4-CYL. 2.2 L ENG.</b>  |   | Pump Seal Kit.....  |  | 8760  |      |      |
|                                      |                           | Pump Seal Kit.....  | 8598  |  |   |      |      |
|                                      |                           | Rack & Pinion Seal Kit.....                               | 8696  |  |   |      |      |
|                                      | <b>1988</b>               |   | <b>VOLKSWAGEN</b>   |  |   |      |      |
|                                      | <b>4-CYL. 2.2 L ENG.</b>  |   | <b>CABRIOLET</b>  |  |   |      |      |
|                                      |                           | Pump Seal Kit.....  | 8598  | <b>1993-1985</b>   |   |      |      |
|                                      |                           | Rack & Pinion Seal Kit; Aug. & Newer.....                 | 8696  | <b>4-CYL. 1.8 L ENG.</b>                                     |   |      |      |
|                                      |                           | Rack & Pinion Seal Kit; Aug. & Older.....                 | 8687  | Pump Complete Rebuilding Kit.....                            |   | 8561 |      |
| <b>PASS. CARS</b>                    | <b>1987-1986</b>          |   | Pump Seal Kit.....  |  | 8554  |      |      |
|                                      | <b>4-CYL. 2.2 L ENG.</b>  |   | Pump Drive Shaft Seal Kit.....  |  | 8712  |      |      |
|                                      |                           | Pump Seal Kit.....  | 8598  | Rack & Pinion Seal Kit.....                                  |   | 8688 |      |
|                                      |                           | Rack & Pinion Seal Kit.....                               | 8687  | <b>CORRADO</b>   |   |      |      |
|                                      | <b>1985</b>               |   | <b>1991-1990</b>  |  |   |      |      |
|                                      | <b>4-CYL. 2.0 L ENG.</b>  |   | <b>4-CYL. 1.8 L ENG.</b>  |  |   |      |      |
|                                      |                           | Pump Seal Kit.....  | 8598  | Pump Complete Rebuilding Kit.....                            |   | 8561 |      |
|                                      |                           | Stg. Gear Major Seal Kit; Jul. & Older.....               | 8845  | Pump Seal Kit.....   |   | 8554 |      |
|                                      |                           | Rack & Pinion Seal Kit; Aug. & Newer.....                 | 8687  | Pump Drive Shaft Seal Kit.....                               |   | 8712 |      |
|                                      | <b>LIGHT TRUCKS</b>       | <b>1984</b>   |   | Rack & Pinion Seal Kit; W/ZF Rack & Pinion Gear.....         |   | 8872 |      |
| <b>4-CYL. 2.0 L ENG.</b>             |                           | <b>GOLF</b>   |   |  |   |      |      |
|                                      |                           | Pump Seal Kit.....  | 8598  | <b>1992-1990</b>   |   |      |      |
|                                      |                           | Stg. Gear Major Seal Kit.....                             | 8845  | <b>4-CYL. 1.6 L DIESEL ENG. (CANADA); 4-CYL. 1.8 L ENG.;</b> |   |      |      |
| <b>4 RUNNER</b>                      |                           | <b>4-CYL. 2.0 L ENG.</b>                                  |   |  |   |      |      |
| <b>1995-1992</b>                     |                           | Pump Complete Rebuilding Kit.....                         |   | 8561   |   |      |      |
| <b>4-CYL. 2.4 L ENG.</b>             |                           | Pump Seal Kit.....  |   | 8554   |   |      |      |
|                                      |                           | Pump Seal Kit.....  | 8760  | Pump Drive Shaft Seal Kit.....                               |   | 8712 |      |
|                                      |                           | Stg. Gear Major Seal Kit.....                             | 8847  | Rack & Pinion Seal Kit; W/TRW Rack & Pinion Gear; ☆R.....    |   | 8688 |      |
| <b>MEDIUM/HEAVY TRUCKS</b>           |                           | <b>V-6 3.0 L ENG.</b>                                     |   | Rack & Pinion Seal Kit; W/ZF Rack & Pinion Gear.....         |   | 8872 |      |
|                                      |                           | Pump Seal Kit.....  | 8827  | <b>1989-1988</b>   |   |      |      |
|                                      |                           | Stg. Gear Major Seal Kit.....                             | 8847  | <b>4-CYL. 1.6 L DIESEL ENG. (CANADA); 4-CYL. 1.8 L ENG.</b>  |   |      |      |
|                                      | <b>1991</b>               |   | Pump Complete Rebuilding Kit.....                                     |  | 8561  |      |      |
|                                      | <b>4-CYL. 2.4 L ENG.</b>  |   | Pump Seal Kit.....  |  | 8554  |      |      |
|                                      |                           | Pump Seal Kit.....  | 8760  | Pump Drive Shaft Seal Kit.....                               |   | 8712 |      |
|                                      |                           | Stg. Gear Major Seal Kit; Aug. & Older.....               | 8749  | Rack & Pinion Seal Kit; W/TRW Rack & Pinion Gear; ☆R.....    |   | 8688 |      |
|                                      |                           | Stg. Gear Major Seal Kit; Sept. 1 & Newer.....            | 8847  | Rack & Pinion Seal Kit; W/ZF Rack & Pinion Gear.....         |   | 8872 |      |
|                                      | <b>BUSES</b>              | <b>V-6 3.0 L ENG.</b>                                     |   | <b>1987-1985</b>   |   |      |      |
|                                      |                           |   | Pump Seal Kit.....  | 8641   | <b>4-CYL. 1.6 L DIESEL ENG.; 4-CYL. 1.8 L ENG.</b>                                      |      |      |
|                                      |                           | Stg. Gear Major Seal Kit; Aug. & Older.....               | 8749  | Pump Complete Rebuilding Kit.....                            |   | 8561 |      |
|                                      |                           | Stg. Gear Major Seal Kit; Sept. 1 & Newer.....            | 8847  | Pump Seal Kit.....   |   | 8554 |      |
| <b>1990</b>                          |                           | Pump Drive Shaft Seal Kit.....                            |   | 8712   |   |      |      |
| <b>4-CYL. 2.4 L ENG.</b>             |                           | Rack & Pinion Seal Kit; W/TRW Rack & Pinion Gear; ☆R..... |   | 8688   |   |      |      |
|                                      |                           | Pump Seal Kit.....  | 8760  | Rack & Pinion Seal Kit; W/ZF Rack & Pinion Gear.....         |   | 8872 |      |
|                                      |                           | Stg. Gear Major Seal Kit.....                             | 8749  | <b>JETTA</b>   |   |      |      |
| <b>HOSE NUMERICAL</b>                |                           | <b>V-6 3.0 L ENG.</b>                                     |   | <b>1993</b>  |   |      |      |
|                                      |                           |   | Pump Seal Kit.....  | 8641   | <b>4-CYL. 1.8 L ENG. (CANADA); 4-CYL. 1.9 L DIESEL ENG. (CANADA); 4-CYL. 2.0 L ENG.</b> |      |      |
|                                      |                           | Stg. Gear Major Seal Kit; Aug. & Older.....               | 8749  | Rack & Pinion Seal Kit; W/ZF Rack & Pinion Gear.....         |   | 8872 |      |
|                                      |                           | Stg. Gear Major Seal Kit; Sept. 1 & Newer.....            | 8847  | <b>1992-1990</b>   |   |      |      |
|                                      | <b>1989</b>               |   | <b>4-CYL. 1.6 L DIESEL ENG.; 4-CYL. 1.8 L ENG.; 4-CYL. 2.0 L ENG.</b> |  |   |      |      |
|                                      | <b>4-CYL. 2.4 L ENG.</b>  |   | Pump Complete Rebuilding Kit.....                                     |  | 8561  |      |      |
|                                      |                           | Pump Seal Kit.....  | 8760  | Pump Seal Kit.....   |   | 8554 |      |
|                                      |                           | Stg. Gear Major Seal Kit; Apr. 1 & Newer.....             | 8749  | Pump Drive Shaft Seal Kit.....                               |   | 8712 |      |
|                                      |                           | Stg. Gear Major Seal Kit; Mar. & Older.....               | 8846  | Rack & Pinion Seal Kit; W/TRW Rack & Pinion Gear; ☆R.....    |   | 8688 |      |
|                                      | <b>REPAIR KITS</b>        | <b>V-6 3.0 L ENG.</b>                                     |   | Rack & Pinion Seal Kit; W/ZF Rack & Pinion Gear.....         |   | 8872 |      |
| <b>1988</b>                          |                           | <b>1989</b>   |   |  |   |      |      |
| <b>4-CYL. 2.4 L ENG.;</b>            |                           | <b>4-CYL. 2.4 L ENG.</b>                                  |   |  |   |      |      |
| <b>V-6 3.0 L ENG.</b>                |                           | Pump Seal Kit.....  |   | 8760   |   |      |      |
|                                      |                           | Pump Seal Kit.....  | 8641  | Stg. Gear Major Seal Kit; Apr. 1 & Newer.....                |   | 8749 |      |
|                                      |                           | Stg. Gear Major Seal Kit.....                             | 8749  | Stg. Gear Major Seal Kit; Mar. & Older.....                  |   | 8846 |      |
| <b>KIT NUMERICAL</b>                 |                           | <b>1988</b>   |   | <b>1989</b>  |   |      |      |
|                                      |                           | <b>4-CYL. 2.4 L ENG.;</b>                                 |   | <b>4-CYL. 2.4 L ENG.</b>                                     |   |      |      |
|                                      |                           | <b>V-6 3.0 L ENG.</b>                                     |   | Pump Seal Kit.....   |   | 8760 |      |
|                                      |                           |   | Pump Seal Kit.....  | 8641   | Stg. Gear Major Seal Kit; Apr. 1 & Newer.....   |      | 8749 |
|                                      |                           | Stg. Gear Major Seal Kit; Apr. 1 & Newer.....             | 8749  | Stg. Gear Major Seal Kit; Mar. & Older.....                  |   | 8846 |      |
|                                      | <b>ILLUSTRATIONS</b>      | <b>1988</b>   |   | <b>1989</b>  |   |      |      |
|                                      |                           | <b>4-CYL. 2.4 L ENG.;</b>                                 |   | <b>4-CYL. 2.4 L ENG.</b>                                     |   |      |      |
|                                      |                           | <b>V-6 3.0 L ENG.</b>                                     |   | Pump Seal Kit.....   |   | 8760 |      |
|                                      |                           |   | Pump Seal Kit.....  | 8641   | Stg. Gear Major Seal Kit; Apr. 1 & Newer.....   |      | 8749 |
|                                      |                           |   | Stg. Gear Major Seal Kit; Apr. 1 & Newer.....                         | 8749   | Stg. Gear Major Seal Kit; Mar. & Older.....   |      | 8846 |
| <b>1988</b>                          |                           | <b>1989</b>   |   |  |   |      |      |
| <b>4-CYL. 2.4 L ENG.;</b>            |                           | <b>4-CYL. 2.4 L ENG.</b>                                  |   |  |   |      |      |
| <b>V-6 3.0 L ENG.</b>                |                           | Pump Seal Kit.....  |   | 8760   |   |      |      |
|                                      |                           | Pump Seal Kit.....  | 8641  | Stg. Gear Major Seal Kit; Apr. 1 & Newer.....                |   | 8749 |      |
|                                      |                           | Stg. Gear Major Seal Kit; Apr. 1 & Newer.....             | 8749  | Stg. Gear Major Seal Kit; Mar. & Older.....                  |   | 8846 |      |

☆ See Pages A14 - A15 For Pump or Gear Identification.

⊗ Packaged one bushing per box, order as required.

# Power Steering Repair Kits for Passenger Cars and Light Trucks

| Application   | Kit No. | Application   | Kit No. |
|---|---------|---|---------|
| <b>VOLKSWAGEN - Continued</b>   |         | <b>VOLKSWAGEN - Continued</b>   |         |
| <b>JETTA - Continued</b>  |         | <b>RABBIT - Continued</b>   |         |
| <b>1989 - Continued</b>   |         | <b>1981</b>   |         |
| <b>4-CYL. 1.6 L DIESEL ENG.; 4-CYL. 1.8 L ENG. - Continued</b>        |         | <b>4-CYL. 1.6 L DIESEL ENG.; 4-CYL. 1.7 L ENG.</b>                    |         |
| Pump Drive Shaft Seal Kit .....                                       | 8712    | Pump Complete Rebuilding Kit .....                                    | 7910    |
| Rack & Pinion Seal Kit; W/TRW Rack & Pinion Gear; ☆R .....            | 8688    | Pump Seal Kit .....   | 7918    |
| Rack & Pinion Seal Kit; W/ZF Rack & Pinion Gear .....                 | 8872    | Pump Drive Shaft Seal Kit .....                                       | 8709    |
| <b>1988-1987</b>  |         | <b>RABBIT PICKUP</b>  |         |
| <b>4-CYL. 1.6 L DIESEL ENG. (CANADA); 4-CYL. 1.8 L ENG.</b>           |         | <b>1983-1981</b>  |         |
| Pump Complete Rebuilding Kit .....                                    | 8561    | <b>4-CYL. 1.6 L DIESEL ENG.; 4-CYL. 1.7 L ENG.</b>                    |         |
| Pump Seal Kit .....   | 8554    | Pump Complete Rebuilding Kit .....                                    | 7910    |
| Pump Drive Shaft Seal Kit .....                                       | 8712    | Pump Seal Kit .....   | 7918    |
| Rack & Pinion Seal Kit; W/TRW Rack & Pinion Gear; ☆R .....            | 8688    | Pump Drive Shaft Seal Kit .....                                       | 8709    |
| Rack & Pinion Seal Kit; W/ZF Rack & Pinion Gear .....                 | 8872    | Rack & Pinion Seal Kit .....  | 8688    |
| <b>1986-1985</b>  |         | <b>SCIROCCO</b>   |         |
| <b>4-CYL. 1.6 L DIESEL ENG.; 4-CYL. 1.8 L ENG.</b>                    |         | <b>1989</b>   |         |
| Pump Complete Rebuilding Kit .....                                    | 8561    | <b>4-CYL. 1.8 L ENG. (CANADA)</b>                                     |         |
| Pump Seal Kit .....   | 8554    | Pump Complete Rebuilding Kit .....                                    | 8561    |
| Pump Drive Shaft Seal Kit .....                                       | 8712    | Pump Seal Kit .....   | 8554    |
| Rack & Pinion Seal Kit; W/TRW Rack & Pinion Gear; ☆R .....            | 8688    | Pump Drive Shaft Seal Kit .....                                       | 8712    |
| Rack & Pinion Seal Kit; W/ZF Rack & Pinion Gear .....                 | 8872    | Rack & Pinion Seal Kit .....  | 8688    |
| <b>1984</b>   |         | <b>1988-1984</b>  |         |
| <b>4-CYL. 1.6 L DIESEL ENG.; 4-CYL. 1.7 L ENG.; 4-CYL. 1.8 L ENG.</b> |         | <b>4-CYL. 1.8 L ENG.</b>  |         |
| Pump Complete Rebuilding Kit; Exc. GLI .....                          | 7910    | Pump Complete Rebuilding Kit .....                                    | 8561    |
| Pump Complete Rebuilding Kit; GLI .....                               | 8561    | Pump Seal Kit .....   | 8554    |
| Pump Seal Kit; Exc. GLI .....   | 7918    | Pump Drive Shaft Seal Kit .....                                       | 8712    |
| Pump Seal Kit; GLI .....  | 8554    | Rack & Pinion Seal Kit .....  | 8688    |
| Pump Drive Shaft Seal Kit; Exc. GLI .....                             | 8709    | <b>1983</b>   |         |
| Pump Drive Shaft Seal Kit; GLI .....                                  | 8712    | <b>4-CYL. 1.7 L ENG.; 4-CYL. 1.8 L ENG.</b>                           |         |
| Rack & Pinion Seal Kit .....  | 8688    | Pump Complete Rebuilding Kit .....                                    | 7910    |
| <b>1983-1982</b>  |         | Pump Seal Kit .....   | 7918    |
| <b>4-CYL. 1.6 L DIESEL ENG.; 4-CYL. 1.7 L ENG.</b>                    |         | Pump Drive Shaft Seal Kit .....                                       | 8709    |
| Pump Complete Rebuilding Kit .....                                    | 7910    | Rack & Pinion Seal Kit .....  | 8688    |
| Pump Seal Kit .....   | 7918    | <b>1982</b>   |         |
| Pump Drive Shaft Seal Kit .....                                       | 8709    | <b>4-CYL. 1.7 L ENG.</b>  |         |
| Rack & Pinion Seal Kit .....  | 8688    | Pump Complete Rebuilding Kit .....                                    | 7910    |
| <b>PASSAT</b>   |         | Pump Seal Kit .....   | 7918    |
| <b>1993-1990</b>  |         | Pump Drive Shaft Seal Kit .....                                       | 8709    |
| <b>4-CYL. 2.0 L ENG.</b>  |         | Rack & Pinion Seal Kit .....  | 8688    |
| Pump Complete Rebuilding Kit .....                                    | 8561    | <b>VANAGON</b>  |         |
| Pump Seal Kit .....   | 8554    | <b>1992-1986</b>  |         |
| Pump Drive Shaft Seal Kit .....                                       | 8712    | <b>4-CYL. 2.1 L ENG.</b>  |         |
| <b>RABBIT</b>   |         | Pump Seal Kit .....   |         |
| <b>1984</b>   |         | 8841  |         |
| <b>4-CYL. 1.6 L DIESEL ENG.; 4-CYL. 1.7 L ENG.</b>                    |         | <b>1985-1984</b>  |         |
| Pump Complete Rebuilding Kit .....                                    | 7910    | <b>4-CYL. 1.9 L ENG.</b>  |         |
| Pump Seal Kit .....   | 7918    | Pump Seal Kit .....   |         |
| Pump Drive Shaft Seal Kit .....                                       | 8709    | 8841  |         |
| Rack & Pinion Seal Kit .....  | 8688    | <b>1983</b>   |         |
| <b>4-CYL. 1.8 L ENG.</b>  |         | <b>4-CYL. 1.6 L DIESEL ENG.; 4-CYL. 1.9 L ENG.; 4-CYL. 2.0 L ENG.</b> |         |
| Pump Complete Rebuilding Kit; Convertible .....                       | 8561    | Pump Seal Kit .....   |         |
| Pump Complete Rebuilding Kit; Exc. Convertible .....                  | 7910    | 8841  |         |
| Pump Seal Kit; Convertible .....                                      | 8554    | <b>VOLVO</b>  |         |
| Pump Seal Kit; Exc. Convertible .....                                 | 7918    | <b>240</b>  |         |
| Pump Drive Shaft Seal Kit; Convertible .....                          | 8712    | <b>1993-1991</b>  |         |
| Pump Drive Shaft Seal Kit; Exc. Convertible .....                     | 8709    | <b>4-CYL. 2.3 L ENG.</b>  |         |
| Rack & Pinion Seal Kit .....  | 8688    | Pump Complete Rebuilding Kit .....                                    | 8900    |
| <b>1983</b>   |         | Pump Seal Kit .....   | 8794    |
| <b>4-CYL. 1.6 L DIESEL ENG.; 4-CYL. 1.7 L ENG.; 4-CYL. 1.8 L ENG.</b> |         | Rack & Pinion Seal Kit; W/Cam I, Cam II Design .....                  | 8689    |
| Pump Complete Rebuilding Kit .....                                    | 7910    | <b>1990</b>   |         |
| Pump Seal Kit .....   | 7918    | <b>4-CYL. 2.3 L ENG.</b>  |         |
| Pump Drive Shaft Seal Kit .....                                       | 8709    | Pump Complete Rebuilding Kit .....                                    | 8561    |
| Rack & Pinion Seal Kit .....  | 8688    | Pump Seal Kit .....   | 8554    |
| <b>1982</b>   |         | Pump Drive Shaft Seal Kit .....                                       | 8712    |
| <b>4-CYL. 1.6 L DIESEL ENG.; 4-CYL. 1.7 L ENG.</b>                    |         | Rack & Pinion Seal Kit; W/Cam I, Cam II Design .....                  | 8689    |
| Pump Complete Rebuilding Kit .....                                    | 7910    | <b>1989</b>   |         |
| Pump Seal Kit .....   | 7918    | <b>4-CYL. 2.3 L ENG.</b>  |         |
| Pump Drive Shaft Seal Kit .....                                       | 8709    | Pump Complete Rebuilding Kit .....                                    |         |
| Rack & Pinion Seal Kit .....  | 8688    | 8561  |         |

☆ See Pages A14 - A15 For Pump or Gear Identification.

☉ Packaged one bushing per box, order as required.

**SYSTEM PUMP & GEAR IDENT.**

**SYSTEM & COMPONENT IDENT.**

**PASS. CARS**

**LIGHT TRUCKS**

**MEDIUM/HEAVY TRUCKS**

**BUSES**

**HOSE NUMERICAL**

**REPAIR KITS**

**KIT NUMERICAL**

**ILLUSTRATIONS**



# Power Steering Repair Kits for Passenger Cars and Light Trucks

|                                      | Application  | Kit No.   | Application  | Kit No.   |      |
|--------------------------------------|--|---|--|---|------|
| <b>SYSTEM PUMP &amp; GEAR IDENT.</b> | <b>VOLVO - Continued</b>   |   | <b>VOLVO - Continued</b>   |   |      |
|                                      | <b>240 - Continued</b>   |   | <b>260</b>   |   |      |
|                                      | <b>1989 - Continued</b>  |   | <b>1982</b>  |   |      |
|                                      | <b>4-CYL. 2.3 L ENG. - Continued</b>   |   | <b>V-6 2.8 L ENG.</b>  |   |      |
|                                      |  | Pump Seal Kit.....  | 8554   | Pump Complete Rebuilding Kit.....                                     | 7910 |
|                                      |  | Pump Drive Shaft Seal Kit.....  | 8712   | Pump Seal Kit.....  | 7918 |
|                                      |  | Rack & Pinion Seal Kit; W/Cam I Design.....                           | 8690   | Pump Drive Shaft Seal Kit.....  | 8709 |
|                                      |  |   |  | Rack & Pinion Seal Kit; W/Cam I Design.....                           | 8690 |
|                                      |  |   |  | Rack & Pinion Seal Kit; W/Cam III Design.....                         | 8689 |
|                                      |  |   |  |   |      |
| <b>SYSTEM &amp; COMPONENT IDENT.</b> | <b>1988-1986</b>   |   | <b>1981-1980</b>   |   |      |
|                                      | <b>4-CYL. 2.3 L ENG.</b>   |   | <b>4-CYL. 2.1 L ENG.; 6-CYL. 2.4 L DIESEL ENG.; V-6 2.8 L ENG.</b> |   |      |
|                                      |  | Pump Complete Rebuilding Kit.....                                     | 8561   | Pump Complete Rebuilding Kit.....                                     | 7910 |
|                                      |  | Pump Seal Kit.....  | 8554   | Pump Seal Kit.....  | 7918 |
|                                      |  | Pump Drive Shaft Seal Kit.....  | 8712   | Pump Drive Shaft Seal Kit.....  | 8709 |
|                                      |  | Rack & Pinion Seal Kit; W/Cam I Design.....                           | 8690   | Rack & Pinion Seal Kit; W/Cam I Design.....                           | 8690 |
|                                      |  | Rack & Pinion Seal Kit; W/Cam III Design.....                         | 8689   | Rack & Pinion Seal Kit; W/Cam III Design.....                         | 8689 |
|                                      |  |   |  |   |      |
|                                      |  |   |  |   |      |
|                                      |  |   |  |   |      |
| <b>PASS. CARS</b>                    | <b>1985</b>  |   | <b>1979</b>  |   |      |
|                                      | <b>4-CYL. 2.1 L ENG.; 4-CYL. 2.3 L ENG.</b>                                    |   | <b>V-6 163 ENG.</b>  |   |      |
|                                      |  | Pump Complete Rebuilding Kit.....                                     | 8561   | Pump Complete Rebuilding Kit.....                                     | 7910 |
|                                      |  | Pump Seal Kit.....  | 8554   | Pump Seal Kit.....  | 7918 |
|                                      |  | Pump Drive Shaft Seal Kit.....  | 8712   | Pump Drive Shaft Seal Kit.....  | 8709 |
|                                      |  | Rack & Pinion Seal Kit; W/Cam I Design.....                           | 8690   | Rack & Pinion Seal Kit; W/Cam I Design.....                           | 8690 |
|                                      |  | Rack & Pinion Seal Kit; W/Cam III Design.....                         | 8689   | Rack & Pinion Seal Kit; W/Cam III Design.....                         | 8689 |
|                                      |  |   |  |   |      |
|                                      |  |   |  |   |      |
|                                      |  |   |  |   |      |
| <b>LIGHT TRUCKS</b>                  | <b>6-CYL. 2.4 L DIESEL ENG.</b>  |   | <b>1978-1977</b>   |   |      |
|                                      |  | Pump Complete Rebuilding Kit.....                                     | 7910   | <b>V-6 163 ENG.</b>   |      |
|                                      |  | Pump Seal Kit.....  | 7918   | Pump Complete Rebuilding Kit.....                                     | 7910 |
|                                      |  | Pump Drive Shaft Seal Kit.....  | 8709   | Pump Seal Kit.....  | 7918 |
|                                      |  | Rack & Pinion Seal Kit; W/Cam I Design.....                           | 8690   | Pump Drive Shaft Seal Kit.....  | 8709 |
|                                      |  | Rack & Pinion Seal Kit; W/Cam III Design.....                         | 8689   | Rack & Pinion Seal Kit; W/14mm, 19mm Input Shaft; W/Cam I Design..... | 8690 |
|                                      |  |   |  |   |      |
|                                      |  |   |  |   |      |
|                                      |  |   |  |   |      |
|                                      |  |   |  |   |      |
| <b>MEDIUM/HEAVY TRUCKS</b>           | <b>1984-1983</b>   |   | <b>1976</b>  |   |      |
|                                      | <b>4-CYL. 2.1 L ENG.; 4-CYL. 2.3 L ENG.; 6-CYL. 2.4 L DIESEL ENG.</b>          |   | <b>V-6 163 ENG.</b>  |   |      |
|                                      |  | Pump Complete Rebuilding Kit.....                                     | 7910   | Rack & Pinion Seal Kit; W/14mm, 19mm Input Shaft; W/Cam I Design..... | 8690 |
|                                      |  | Pump Seal Kit.....  | 7918   |   |      |
|                                      |  | Pump Drive Shaft Seal Kit.....  | 8709   |   |      |
|                                      |  | Rack & Pinion Seal Kit; W/Cam I Design.....                           | 8690   |   |      |
|                                      |  | Rack & Pinion Seal Kit; W/Cam III Design.....                         | 8689   |   |      |
|                                      |  |   |  |   |      |
|                                      |  |   |  |   |      |
|                                      |  |   |  |   |      |
| <b>BUSES</b>                         | <b>1982</b>  |   | <b>740</b>   |   |      |
|                                      | <b>4-CYL. 2.1 L ENG.; 4-CYL. 2.3 L ENG. (CANADA); 6-CYL. 2.4 L DIESEL ENG.</b> |   | <b>1992-1987</b>   |   |      |
|                                      |  | Pump Complete Rebuilding Kit.....                                     | 7910   | <b>4-CYL. 2.3 L ENG.</b>  |      |
|                                      |  | Pump Seal Kit.....  | 7918   | Pump Complete Rebuilding Kit.....                                     | 8561 |
|                                      |  | Pump Drive Shaft Seal Kit.....  | 8709   | Pump Seal Kit.....  | 8554 |
|                                      |  | Rack & Pinion Seal Kit; W/Cam I Design.....                           | 8690   | Pump Drive Shaft Seal Kit.....  | 8712 |
|                                      |  | Rack & Pinion Seal Kit; W/Cam III Design.....                         | 8689   | Rack & Pinion Seal Kit; W/Cam I, Cam II Design.....                   | 8689 |
|                                      |  |   |  |   |      |
|                                      |  |   |  |   |      |
|                                      |  |   |  |   |      |
| <b>HOSE NUMERICAL</b>                | <b>1981-1980</b>   |   | <b>1986-1985</b>   |   |      |
|                                      | <b>4-CYL. 2.1 L ENG.; 6-CYL. 2.4 L DIESEL ENG.</b>                             |   | <b>4-CYL. 2.3 L ENG.</b>   |   |      |
|                                      |  | Pump Complete Rebuilding Kit.....                                     | 7910   | Pump Complete Rebuilding Kit.....                                     | 8561 |
|                                      |  | Pump Seal Kit.....  | 7918   | Pump Seal Kit.....  | 8554 |
|                                      |  | Pump Drive Shaft Seal Kit.....  | 8709   | Pump Drive Shaft Seal Kit.....  | 8712 |
|                                      |  | Rack & Pinion Seal Kit; W/Cam I Design.....                           | 8690   | Rack & Pinion Seal Kit; W/Cam I, Cam II Design.....                   | 8689 |
|                                      |  | Rack & Pinion Seal Kit; W/Cam III Design.....                         | 8689   |   |      |
|                                      |  |   |  |   |      |
|                                      |  |   |  |   |      |
|                                      |  |   |  |   |      |
| <b>REPAIR KITS</b>                   | <b>1979</b>  |   | <b>6-CYL. 2.4 L DIESEL ENG.</b>                                    |   |      |
|                                      | <b>4-CYL. 130 ENG.</b>   |   |  | Pump Complete Rebuilding Kit.....                                     | 7910 |
|                                      |  | Pump Complete Rebuilding Kit.....                                     | 7910   | Pump Seal Kit.....  | 7918 |
|                                      |  | Pump Seal Kit.....  | 7918   | Pump Drive Shaft Seal Kit.....  | 8709 |
|                                      |  | Pump Drive Shaft Seal Kit.....  | 8709   | Rack & Pinion Seal Kit; W/Cam I Design.....                           | 8690 |
|                                      |  | Rack & Pinion Seal Kit; W/Cam I Design.....                           | 8690   | Rack & Pinion Seal Kit; W/Cam III Design.....                         | 8689 |
|                                      |  | Rack & Pinion Seal Kit; W/Cam III Design.....                         | 8689   |   |      |
|                                      |  |   |  |   |      |
|                                      |  |   |  |   |      |
|                                      |  |   |  |   |      |
| <b>KIT NUMERICAL</b>                 | <b>1978-1977</b>   |   | <b>760</b>   |   |      |
|                                      | <b>4-CYL. 130 ENG.</b>   |   | <b>1990-1986</b>   |   |      |
|                                      |  | Pump Complete Rebuilding Kit.....                                     | 7910   | <b>4-CYL. 2.3 L ENG.</b>  |      |
|                                      |  | Pump Seal Kit.....  | 7918   | Pump Complete Rebuilding Kit.....                                     | 8561 |
|                                      |  | Pump Drive Shaft Seal Kit.....  | 8709   | Pump Seal Kit.....  | 8554 |
|                                      |  | Rack & Pinion Seal Kit; W/14mm, 19mm Input Shaft; W/Cam I Design..... | 8690   | Pump Drive Shaft Seal Kit.....  | 8712 |
|                                      |  |   |  | Rack & Pinion Seal Kit; W/Cam I, Cam II Design.....                   | 8689 |
|                                      |  |   |  |   |      |
|                                      |  |   |  |   |      |
|                                      |  |   |  |   |      |
| <b>ILLUSTRATIONS</b>                 | <b>1976</b>  |   | <b>V-6 2.8 L ENG.</b>  |   |      |
|                                      | <b>4-CYL. 130 ENG.</b>   |   |  | Pump Complete Rebuilding Kit.....                                     | 7910 |
|                                      |  | Rack & Pinion Seal Kit; W/14mm, 19mm Input Shaft; W/Cam I Design..... | 8690   | Pump Seal Kit.....  | 7918 |
|                                      |  |   |  | Pump Drive Shaft Seal Kit.....  | 8709 |
|                                      |  |   |  | Rack & Pinion Seal Kit; W/Cam I, Cam II Design.....                   | 8689 |
|                                      |  |   |  |   |      |
|                                      |  |   |  |   |      |
|                                      |  |   |  |   |      |
|                                      |  |   |  |   |      |
|                                      |  |   |  |   |      |
|                                      |  |   |  |   |      |

☆ See Pages A14 - A15 For Pump or Gear Identification.

⊗ Packaged one bushing per box, order as required.

# Power Steering Repair Kits for Passenger Cars and Light Trucks

| Application  | Kit No. | Application  | Kit No. |
|--|---------|--|---------|
| <b>VOLVO - Continued</b>   |         | <b>VOLVO - Continued</b>                                       |         |
| <b>760 - Continued</b>   |         | <b>780 - Continued</b>   |         |
| <b>1985 - Continued</b>  |         | <b>1988-1987 - Continued</b>                                   |         |
| <b>6-CYL. 2.4 L DIESEL ENG.; V-6 2.8 L ENG. - Continued</b>        |         | <b>V-6 2.8 L ENG. - Continued</b>                              |         |
| Pump Seal Kit.....   | 7918    | Pump Drive Shaft Seal Kit.....                                 | 8709    |
| Pump Drive Shaft Seal Kit.....                                     | 8709    | Rack & Pinion Seal Kit; W/Cam I, Cam II Design.....            | 8689    |
| Rack & Pinion Seal Kit; W/Cam I, Cam II Design.....                | 8689    |  |         |
| <b>1984</b>  |         | <b>850</b>   |         |
| <b>4-CYL. 2.3 L ENG.; 6-CYL. 2.4 L DIESEL ENG.; V-6 2.8 L ENG.</b> |         | <b>1995-1994</b>   |         |
| Pump Complete Rebuilding Kit.....                                  | 7910    | <b>5-CYL. 2.3 L ENG.; 5-CYL. 2.4 L ENG.</b>                    |         |
| Pump Seal Kit.....   | 7918    | Pump Complete Rebuilding Kit.....                              | 8900    |
| Pump Drive Shaft Seal Kit.....                                     | 8709    | Pump Seal Kit.....   | 8794    |
| Rack & Pinion Seal Kit; W/Cam I, Cam II Design.....                | 8689    |  |         |
| <b>1983</b>  |         | <b>1993</b>  |         |
| <b>6-CYL. 2.4 L DIESEL ENG.; V-6 2.8 L ENG.</b>                    |         | <b>5-CYL. 2.4 L ENG.</b>                                       |         |
| Pump Complete Rebuilding Kit.....                                  | 7910    | Pump Complete Rebuilding Kit.....                              | 8900    |
| Pump Seal Kit.....   | 7918    | Pump Seal Kit.....   | 8794    |
| Pump Drive Shaft Seal Kit.....                                     | 8709    |  |         |
| Rack & Pinion Seal Kit; W/Cam I, Cam II Design.....                | 8689    |  |         |
| <b>780</b>   |         | <b>940</b>   |         |
| <b>1991</b>  |         | <b>1995</b>  |         |
| <b>4-CYL. 2.3 L ENG.</b>   |         | <b>4-CYL. 2.3 L ENG.</b>                                       |         |
| Pump Complete Rebuilding Kit.....                                  | 8561    | Pump Complete Rebuilding Kit.....                              | 8561    |
| Pump Seal Kit.....   | 8554    | Pump Seal Kit.....   | 8554    |
| Pump Drive Shaft Seal Kit.....                                     | 8712    | Pump Drive Shaft Seal Kit.....                                 | 8712    |
| Rack & Pinion Seal Kit; W/Cam I, Cam II Design.....                | 8689    | Rack & Pinion Seal Kit; W/Cam, TRW Rack & Pinion Gear; ☆R..... | 8689    |
| <b>1990-1989</b>   |         | <b>1994-1991</b>   |         |
| <b>4-CYL. 2.3 L ENG.</b>   |         | <b>4-CYL. 2.3 L ENG.</b>                                       |         |
| Pump Complete Rebuilding Kit.....                                  | 8561    | Pump Complete Rebuilding Kit.....                              | 8561    |
| Pump Seal Kit.....   | 8554    | Pump Seal Kit.....   | 8554    |
| Pump Drive Shaft Seal Kit.....                                     | 8712    | Pump Drive Shaft Seal Kit.....                                 | 8712    |
| Rack & Pinion Seal Kit; W/Cam I, Cam II Design.....                | 8689    | Rack & Pinion Seal Kit.....                                    | 8689    |
| <b>V-6 2.8 L ENG.</b>  |         | <b>960</b>   |         |
| Pump Complete Rebuilding Kit.....                                  | 7910    | <b>1995</b>  |         |
| Pump Seal Kit.....   | 7918    | <b>6-CYL. 2.9 L ENG.</b>                                       |         |
| Pump Drive Shaft Seal Kit.....                                     | 8709    | Pump Complete Rebuilding Kit.....                              | 8900    |
| Rack & Pinion Seal Kit; W/Cam I, Cam II Design.....                | 8689    | Pump Seal Kit.....   | 8794    |
| <b>1988-1987</b>   |         | Rack & Pinion Seal Kit; W/Cam, TRW Rack & Pinion Gear; ☆R..... |         |
| <b>V-6 2.8 L ENG.</b>  |         | 8689   |         |
| Pump Complete Rebuilding Kit.....                                  | 7910    | <b>1994-1992</b>   |         |
| Pump Seal Kit.....   | 7918    | <b>6-CYL. 2.9 L ENG.</b>                                       |         |
|  |         | Pump Complete Rebuilding Kit.....                              | 8900    |
|  |         | Pump Seal Kit.....   | 8794    |
|  |         | Rack & Pinion Seal Kit.....                                    | 8689    |

SYSTEM PUMP & GEAR IDENT.

SYSTEM & COMPONENT IDENT.

PASS. CARS

LIGHT TRUCKS

MEDIUM/HEAVY TRUCKS

BUSES

HOSE NUMERICAL

REPAIR KITS

KIT NUMERICAL

ILLUSTRATIONS

☆ See Pages A14 - A15 For Pump or Gear Identification.

☛ Packaged one bushing per box, order as required.

# Power Steering Repair Kits

## Medium/Heavy-Duty Trucks and Buses

### Alphabetical Listing

SYSTEM  
PUMP &  
GEAR  
IDENT.

SYSTEM &  
COM-  
PONENT  
IDENT.

PASS.  
CARS

LIGHT  
TRUCKS

MEDIUM/  
HEAVY  
TRUCKS

BUSES

HOSE  
NUMER-  
ICAL

REPAIR  
KITS

KIT  
NUMER-  
ICAL

ILLUST-  
RATIONS

CAUTION: Its critical to know the production date as well as body and engine codes when servicing import vehicles. Japanese manufacturers often have mid-year production changes. Japanese model years, in most cases, end in August. ALWAYS check for the production date, usually located on a plate inside the front door or under the hood.

| Application   | Kit No. | Application   | Kit No. |
|---|---------|---|---------|
| <b>CHEVROLET</b>  |         | <b>CHEVROLET - Continued</b>                                  |         |
| <b>A60</b>  |         | <b>B60 B6P SERIES - Continued</b>                             |         |
| <b>1965</b>   |         | <b>1994-1993 - Continued</b>                                  |         |
| GM D478 DIESEL ENG.; GM DH478 DIESEL ENG.                     |         | GM V-8 5.7 L ENG.; GM V-8 6.0 L ENG.; GM V-8 7.0 L ENG.;      |         |
| Pump Seal Kit; W/Saginaw P.S. Pump; ☆B .....                  | 8700    | GM V-8 7.4 L ENG. - Continued                                 |         |
| Pump Drive Shaft Seal Kit; W/Saginaw P.S. Pump; ☆B .....      | 8711    | Pump Drive Shaft Seal Kit; W/Saginaw P.S. Pump; ☆B .....      | 8711    |
| Stg. Gear Major Seal Kit; W/710 Series Gear .....             | 8701    | <b>1992</b>   |         |
| Stg. Gear Input Shaft Seal Kit; W/710 Series Gear .....       | 7095    | GM V-8 6.0 L ENG.; GM V-8 7.0 L ENG.; GM V-8 7.4 L ENG.       |         |
| <b>A80</b>  |         | Pump Seal Kit; W/Saginaw P.S. Pump; ☆B .....                  | 8700    |
| <b>1965</b>   |         | Pump Drive Shaft Seal Kit; W/Saginaw P.S. Pump; ☆B .....      | 8711    |
| GM D478 DIESEL ENG.; GM DH478 DIESEL ENG.                     |         | <b>1991</b>   |         |
| Pump Seal Kit; W/Saginaw P.S. Pump; ☆B .....                  | 8700    | GM V-8 5.7 L ENG.; GM V-8 6.0 L ENG.; GM V-8 7.0 L ENG.;      |         |
| Pump Drive Shaft Seal Kit; W/Saginaw P.S. Pump; ☆B .....      | 8711    | GM V-8 7.4 L ENG.   |         |
| Stg. Gear Major Seal Kit; W/710 Series Gear .....             | 8701    | Pump Seal Kit; W/Saginaw P.S. Pump; ☆B .....                  | 8700    |
| Stg. Gear Input Shaft Seal Kit; W/710 Series Gear .....       | 7095    | Pump Drive Shaft Seal Kit; W/Saginaw P.S. Pump; ☆B .....      | 8711    |
| <b>B7 SERIES</b>  |         | <b>1990</b>   |         |
| <b>1995</b>   |         | GM V-8 5.7 L ENG.; GM V-8 6.0 L ENG.; GM V-8 7.0 L ENG.;      |         |
| GM V-8 6.0 L ENG.; GM V-8 7.0 L ENG.                          |         | GM V-8 7.4 L ENG.   |         |
| Pump Seal Kit; W/Saginaw P.S. Pump; ☆B .....                  | 8700    | Pump Seal Kit; W/Saginaw P.S. Pump; ☆B .....                  | 8700    |
| Pump Drive Shaft Seal Kit; W/Saginaw P.S. Pump; ☆B .....      | 8711    | Pump Drive Shaft Seal Kit; W/Saginaw P.S. Pump; ☆B .....      | 8711    |
| <b>1994-1993</b>  |         | Stg. Gear Major Seal Kit; W/Saginaw Stg. Gear; ☆N .....       | 8701    |
| GM V-8 5.7 L ENG.; GM V-8 6.0 L ENG.; GM V-8 7.0 L ENG.;      |         | Stg. Gear Input Shaft Seal Kit; W/Saginaw Stg. Gear; ☆N ..... | 7095    |
| GM V-8 7.4 L ENG.   |         | <b>1989-1985</b>  |         |
| Pump Seal Kit; W/Saginaw P.S. Pump; ☆B .....                  | 8700    | GM V-8 5.7 L ENG.; GM V-8 6.0 L ENG.                          |         |
| Pump Drive Shaft Seal Kit; W/Saginaw P.S. Pump; ☆B .....      | 8711    | Pump Seal Kit; W/Saginaw P.S. Pump; ☆B .....                  | 8700    |
| <b>1991</b>   |         | Pump Drive Shaft Seal Kit; W/Saginaw P.S. Pump; ☆B .....      | 8711    |
| GM V-8 5.7 L ENG.; GM V-8 6.0 L ENG.; GM V-8 7.0 L ENG.;      |         | Stg. Gear Major Seal Kit; W/Saginaw Stg. Gear; ☆N .....       | 8701    |
| GM V-8 7.4 L ENG.   |         | Stg. Gear Input Shaft Seal Kit; W/Saginaw Stg. Gear; ☆N ..... | 7095    |
| Pump Seal Kit; W/Saginaw P.S. Pump; ☆B .....                  | 8700    | <b>1984-1980</b>  |         |
| Pump Drive Shaft Seal Kit; W/Saginaw P.S. Pump; ☆B .....      | 8711    | GM V-8 5.7 L ENG.; GM V-8 6.0 L ENG.; GM V-8 7.0 L ENG.       |         |
| <b>1990</b>   |         | Pump Seal Kit; W/Saginaw P.S. Pump; ☆B .....                  | 8700    |
| GM V-8 5.7 L ENG.; GM V-8 6.0 L ENG.; GM V-8 7.0 L ENG.;      |         | Pump Drive Shaft Seal Kit; W/Saginaw P.S. Pump; ☆B .....      | 8711    |
| GM V-8 7.4 L ENG.   |         | Stg. Gear Major Seal Kit; W/Saginaw Stg. Gear; ☆N .....       | 8701    |
| Pump Seal Kit; W/Saginaw P.S. Pump; ☆B .....                  | 8700    | Stg. Gear Input Shaft Seal Kit; W/Saginaw Stg. Gear; ☆N ..... | 7095    |
| Pump Drive Shaft Seal Kit; W/Saginaw P.S. Pump; ☆B .....      | 8711    | <b>1979-1977</b>  |         |
| <b>1990</b>   |         | GM V-8 350 ENG.; GM V-8 366 ENG.; GM V-8 427 ENG.; GM         |         |
| GM V-8 5.7 L ENG.; GM V-8 6.0 L ENG.; GM V-8 7.0 L ENG.;      |         | V-8 454 ENG.  |         |
| GM V-8 7.4 L ENG.   |         | Pump Seal Kit; W/Saginaw P.S. Pump; ☆B .....                  | 8700    |
| Pump Seal Kit; W/Saginaw P.S. Pump; ☆B .....                  | 8700    | Pump Drive Shaft Seal Kit; W/Saginaw P.S. Pump; ☆B .....      | 8711    |
| Pump Drive Shaft Seal Kit; W/Saginaw P.S. Pump; ☆B .....      | 8711    | Stg. Gear Major Seal Kit; W/Saginaw Stg. Gear; ☆N .....       | 8701    |
| Stg. Gear Major Seal Kit; W/Saginaw Stg. Gear; ☆N .....       | 8701    | Stg. Gear Input Shaft Seal Kit; W/Saginaw Stg. Gear; ☆N ..... | 7095    |
| Stg. Gear Input Shaft Seal Kit; W/Saginaw Stg. Gear; ☆N ..... | 7095    | <b>C40</b>  |         |
| <b>1978-1977</b>  |         | <b>1972-1970</b>  |         |
| GM V-8 350 ENG.; GM V-8 366 ENG.; GM V-8 427 ENG.; GM         |         | GM 6-CYL. 250 ENG.; GM V-8 307 ENG.; GM V-8 350 ENG.          |         |
| V-8 454 ENG.  |         | Pump Seal Kit; W/Saginaw P.S. Pump; ☆B .....                  | 8700    |
| Pump Seal Kit; W/Saginaw P.S. Pump; ☆B .....                  | 8700    | Pump Drive Shaft Seal Kit; W/Saginaw P.S. Pump; ☆B .....      | 8711    |
| Pump Drive Shaft Seal Kit; W/Saginaw P.S. Pump; ☆B .....      | 8711    | Stg. Gear Major Seal Kit; W/710 Series Gear .....             | 8701    |
| Stg. Gear Major Seal Kit; W/Saginaw Stg. Gear; ☆N .....       | 8701    | Stg. Gear Input Shaft Seal Kit; W/710 Series Gear .....       | 7095    |
| Stg. Gear Input Shaft Seal Kit; W/Saginaw Stg. Gear; ☆N ..... | 7095    | <b>1969</b>   |         |
| <b>B60 B6P SERIES</b>   |         | GM 6-CYL. 230 ENG.; GM 6-CYL. 250 ENG.; GM V-8 307 ENG.;      |         |
| <b>1995</b>   |         | GM V-8 350 ENG.   |         |
| GM V-8 6.0 L ENG.; GM V-8 7.0 L ENG.; GM V-8 7.4 L ENG.       |         | Pump Seal Kit; W/Saginaw P.S. Pump; ☆B .....                  | 8700    |
| Pump Seal Kit; W/Saginaw P.S. Pump; ☆B .....                  | 8700    | Pump Drive Shaft Seal Kit; W/Saginaw P.S. Pump; ☆B .....      | 8711    |
| Pump Drive Shaft Seal Kit; W/Saginaw P.S. Pump; ☆B .....      | 8711    | Stg. Gear Major Seal Kit; W/710 Series Gear .....             | 8701    |
| Stg. Gear Major Seal Kit; W/Saginaw Stg. Gear; ☆N .....       | 8701    | Stg. Gear Input Shaft Seal Kit; W/710 Series Gear .....       | 7095    |
| Stg. Gear Input Shaft Seal Kit; W/Saginaw Stg. Gear; ☆N ..... | 7095    | <b>1994-1993</b>  |         |
| <b>B60 B6P SERIES</b>   |         | GM V-8 5.7 L ENG.; GM V-8 6.0 L ENG.; GM V-8 7.0 L ENG.;      |         |
| <b>1995</b>   |         | GM V-8 7.4 L ENG.   |         |
| GM V-8 6.0 L ENG.; GM V-8 7.0 L ENG.; GM V-8 7.4 L ENG.       |         | Pump Seal Kit; W/Saginaw P.S. Pump; ☆B .....                  | 8700    |
| Pump Seal Kit; W/Saginaw P.S. Pump; ☆B .....                  | 8700    |   |         |
| Pump Drive Shaft Seal Kit; W/Saginaw P.S. Pump; ☆B .....      | 8711    |   |         |
| Stg. Gear Major Seal Kit; W/Saginaw Stg. Gear; ☆N .....       | 8701    |   |         |
| Stg. Gear Input Shaft Seal Kit; W/Saginaw Stg. Gear; ☆N ..... | 7095    |   |         |

☆ See Pages A14 - A15 For Pump or Gear Identification.

# Power Steering Repair Kits for Medium/Heavy-Duty Trucks and Buses

| Application   | Kit No. | Application  | Kit No. |
|---|---------|--|---------|
| <b>CHEVROLET - Continued</b>  |         | <b>CHEVROLET - Continued</b>   |         |
| <b>C40 - Continued</b>  |         | <b>C50 - Continued</b>   |         |
| <b>1968</b>   |         | <b>1973-1972</b>   |         |
| GM 6-CYL. 230 ENG.; GM 6-CYL. 250 ENG.; GM V-8 283 ENG.; GM V-8 307 ENG.; GM V-8 327 ENG.                                   |         | GM 6-CYL. 250 ENG.; GM 6-CYL. 292 ENG.; GM V-8 307 ENG.; GM V-8 350 ENG.; GM V-8 366 ENG.; GM V-8 427 ENG.; GM V-8 454 ENG.                                      |         |
| Pump Seal Kit; W/Saginaw P.S. Pump; ☆B .....  | 8700    | Pump Seal Kit; W/Saginaw P.S. Pump; ☆B .....   | 8700    |
| Pump Drive Shaft Seal Kit; W/Saginaw P.S. Pump; ☆B .....  | 8711    | Pump Drive Shaft Seal Kit; W/Saginaw P.S. Pump; ☆B .....   | 8711    |
| Stg. Gear Major Seal Kit; W/710 Series Gear .....   | 8701    | Stg. Gear Major Seal Kit; W/710 Series Gear .....  | 8701    |
| Stg. Gear Input Shaft Seal Kit; W/710 Series Gear .....   | 7095    | Stg. Gear Input Shaft Seal Kit; W/710 Series Gear .....  | 7095    |
| <b>1967</b>   |         | <b>1971-1970</b>   |         |
| GM 6-CYL. 230 ENG.; GM 6-CYL. 250 ENG.; GM V-8 283 ENG.; GM V-8 327 ENG.  |         | GM DH478 DIESEL ENG.; GM 6-CYL. 250 ENG.; GM 6-CYL. 292 ENG.; GM V-8 307 ENG.; GM V-8 350 ENG.; GM V-8 366 ENG.; GM V-8 427 ENG.; GM V-8 454 ENG.                |         |
| Pump Seal Kit; W/Saginaw P.S. Pump; ☆B .....  | 8700    | Pump Seal Kit; W/Saginaw P.S. Pump; ☆B .....   | 8700    |
| Pump Drive Shaft Seal Kit; W/Saginaw P.S. Pump; ☆B .....  | 8711    | Pump Drive Shaft Seal Kit; W/Saginaw P.S. Pump; ☆B .....   | 8711    |
| Stg. Gear Major Seal Kit; W/710 Series Gear .....   | 8701    | Stg. Gear Major Seal Kit; W/710 Series Gear .....  | 8701    |
| Stg. Gear Input Shaft Seal Kit; W/710 Series Gear .....   | 7095    | Stg. Gear Input Shaft Seal Kit; W/710 Series Gear .....  | 7095    |
| <b>1962</b>   |         | <b>1969</b>  |         |
| GM 6-CYL. 235 ENG.; GM 6-CYL. 261 ENG.; GM V-8 283 ENG.; GM V-8 327 ENG.  |         | GM 6-CYL. 230 ENG.; GM 6-CYL. 250 ENG.; GM 6-CYL. 292 ENG.; GM V-8 283 ENG.; GM V-8 307 ENG.; GM V-8 350 ENG.; GM V-8 366 ENG.; GM V-8 427 ENG.; GM V-8 454 ENG. |         |
| Pump Seal Kit; W/Saginaw P.S. Pump; ☆B .....  | 8700    | Pump Seal Kit; W/Saginaw P.S. Pump; ☆B .....   | 8700    |
| Pump Drive Shaft Seal Kit; W/Saginaw P.S. Pump; ☆B .....  | 8711    | Pump Drive Shaft Seal Kit; W/Saginaw P.S. Pump; ☆B .....   | 8711    |
| Stg. Gear Major Seal Kit; W/710 Series Gear .....   | 8701    | Stg. Gear Major Seal Kit; W/710 Series Gear .....  | 8701    |
| Stg. Gear Input Shaft Seal Kit; W/710 Series Gear .....   | 7095    | Stg. Gear Input Shaft Seal Kit; W/710 Series Gear .....  | 7095    |
| <b>1961-1960</b>  |         | <b>1968</b>  |         |
| GM 6-CYL. 235 ENG.; GM 6-CYL. 261 ENG.; GM V-8 283 ENG.   |         | GM 6-CYL. 230 ENG.; GM 6-CYL. 250 ENG.; GM V-8 283 ENG.; GM V-8 307 ENG.; GM V-8 327 ENG.; GM V-8 366 ENG.; GM V-8 427 ENG.; GM V-8 454 ENG.                     |         |
| Pump Seal Kit; W/Saginaw P.S. Pump; ☆B .....  | 8700    | Pump Seal Kit; W/Saginaw P.S. Pump; ☆B .....   | 8700    |
| Pump Drive Shaft Seal Kit; W/Saginaw P.S. Pump; ☆B .....  | 8711    | Pump Drive Shaft Seal Kit; W/Saginaw P.S. Pump; ☆B .....   | 8711    |
| Stg. Gear Major Seal Kit; W/710 Series Gear .....   | 8701    | Stg. Gear Major Seal Kit; W/710 Series Gear .....  | 8701    |
| Stg. Gear Input Shaft Seal Kit; W/710 Series Gear .....   | 7095    | Stg. Gear Input Shaft Seal Kit; W/710 Series Gear .....  | 7095    |
| <b>C50</b>  |         | <b>1967</b>  |         |
| <b>1990</b>   |         | GM 6-CYL. 230 ENG.; GM 6-CYL. 250 ENG.; GM V-8 283 ENG.; GM V-8 327 ENG.; GM V-8 366 ENG.; GM V-8 427 ENG.; GM V-8 454 ENG.                                      |         |
| GM V-8 5.7 L ENG.; GM V-8 6.0 L ENG.; GM V-8 7.0 L ENG.   |         | GM 6-CYL. 230 ENG.; GM 6-CYL. 250 ENG.; GM V-8 283 ENG.; GM V-8 327 ENG.; GM V-8 366 ENG.; GM V-8 427 ENG.; GM V-8 454 ENG.                                      |         |
| Pump Seal Kit; W/Saginaw P.S. Pump; ☆B .....  | 8700    | Pump Seal Kit; W/Saginaw P.S. Pump; ☆B .....   | 8700    |
| Pump Drive Shaft Seal Kit; W/Saginaw P.S. Pump; ☆B .....  | 8711    | Pump Drive Shaft Seal Kit; W/Saginaw P.S. Pump; ☆B .....   | 8711    |
| Stg. Gear Major Seal Kit; W/710 Series Gear .....   | 8701    | Stg. Gear Major Seal Kit; W/710 Series Gear .....  | 8701    |
| Stg. Gear Input Shaft Seal Kit; W/710 Series Gear .....   | 7095    | Stg. Gear Input Shaft Seal Kit; W/710 Series Gear .....  | 7095    |
| <b>1989-1987</b>  |         | <b>1966</b>  |         |
| GM V-8 5.7 L ENG.   |         | GM 6-CYL. 230 ENG.; GM 6-CYL. 250 ENG.; GM V-8 283 ENG.; GM V-8 327 ENG.; GM V-8 366 ENG.; GM V-8 427 ENG.   |         |
| Pump Seal Kit; W/Saginaw P.S. Pump; ☆B .....  | 8700    | Pump Seal Kit; W/Saginaw P.S. Pump; ☆B .....   | 8700    |
| Pump Drive Shaft Seal Kit; W/Saginaw P.S. Pump; ☆B .....  | 8711    | Pump Drive Shaft Seal Kit; W/Saginaw P.S. Pump; ☆B .....   | 8711    |
| Stg. Gear Major Seal Kit; W/710 Series Gear .....   | 8701    | Stg. Gear Major Seal Kit; W/710 Series Gear .....  | 8701    |
| Stg. Gear Input Shaft Seal Kit; W/710 Series Gear .....   | 7095    | Stg. Gear Input Shaft Seal Kit; W/710 Series Gear .....  | 7095    |
| <b>1986-1980</b>  |         | <b>1965-1963</b>   |         |
| GM 6-CYL. 4.8 L ENG.; GM V-8 5.7 L ENG.   |         | GM 6-CYL. 230 ENG.; GM 6-CYL. 250 ENG.; GM V-8 283 ENG.; GM V-8 327 ENG.   |         |
| Pump Seal Kit; W/Saginaw P.S. Pump; ☆B .....  | 8700    | Pump Seal Kit; W/Saginaw P.S. Pump; ☆B .....   | 8700    |
| Pump Drive Shaft Seal Kit; W/Saginaw P.S. Pump; ☆B .....  | 8711    | Pump Drive Shaft Seal Kit; W/Saginaw P.S. Pump; ☆B .....   | 8711    |
| Stg. Gear Major Seal Kit; W/710 Series Gear .....   | 8701    | Stg. Gear Major Seal Kit; W/710 Series Gear .....  | 8701    |
| Stg. Gear Input Shaft Seal Kit; W/710 Series Gear .....   | 7095    | Stg. Gear Input Shaft Seal Kit; W/710 Series Gear .....  | 7095    |
| <b>1979</b>   |         | <b>1962</b>  |         |
| GM 6-CYL. 292 ENG.; GM V-8 305 ENG.; GM V-8 350 ENG.  |         | GM 6-CYL. 235 ENG.; GM 6-CYL. 261 ENG.; GM V-8 283 ENG.; GM V-8 327 ENG.   |         |
| Pump Seal Kit; W/Saginaw P.S. Pump; ☆B .....  | 8700    | Pump Seal Kit; W/Saginaw P.S. Pump; ☆B .....   | 8700    |
| Pump Drive Shaft Seal Kit; W/Saginaw P.S. Pump; ☆B .....  | 8711    | Pump Drive Shaft Seal Kit; W/Saginaw P.S. Pump; ☆B .....   | 8711    |
| Stg. Gear Major Seal Kit; W/710 Series Gear .....   | 8701    | Stg. Gear Major Seal Kit; W/710 Series Gear .....  | 8701    |
| Stg. Gear Input Shaft Seal Kit; W/710 Series Gear .....   | 7095    | Stg. Gear Input Shaft Seal Kit; W/710 Series Gear .....  | 7095    |
| <b>1978-1976</b>  |         | <b>1961-1960</b>   |         |
| GM 6-CYL. 250 ENG.; GM 6-CYL. 292 ENG.; GM V-8 305 ENG.; GM V-8 350 ENG.; GM V-8 366 ENG.; GM V-8 427 ENG.; GM V-8 454 ENG. |         | GM 6-CYL. 235 ENG.; GM 6-CYL. 261 ENG.; GM V-8 283 ENG.  |         |
| Pump Seal Kit; W/Saginaw P.S. Pump; ☆B .....  | 8700    | Pump Seal Kit; W/Saginaw P.S. Pump; ☆B .....   | 8700    |
| Pump Drive Shaft Seal Kit; W/Saginaw P.S. Pump; ☆B .....  | 8711    | Pump Drive Shaft Seal Kit; W/Saginaw P.S. Pump; ☆B .....   | 8711    |
| Stg. Gear Major Seal Kit; W/710 Series Gear .....   | 8701    | Stg. Gear Major Seal Kit; W/710 Series Gear .....  | 8701    |
| Stg. Gear Input Shaft Seal Kit; W/710 Series Gear .....   | 7095    | Stg. Gear Input Shaft Seal Kit; W/710 Series Gear .....  | 7095    |
| <b>1975-1974</b>  |         | <b>1960</b>  |         |
| GM 6-CYL. 250 ENG.; GM 6-CYL. 292 ENG.; GM V-8 350 ENG.; GM V-8 366 ENG.; GM V-8 427 ENG.; GM V-8 454 ENG.                  |         | GM 6-CYL. 235 ENG.; GM 6-CYL. 261 ENG.; GM V-8 283 ENG.  |         |
| Pump Seal Kit; W/Saginaw P.S. Pump; ☆B .....  | 8700    | Pump Seal Kit; W/Saginaw P.S. Pump; ☆B .....   | 8700    |
| Pump Drive Shaft Seal Kit; W/Saginaw P.S. Pump; ☆B .....  | 8711    | Pump Drive Shaft Seal Kit; W/Saginaw P.S. Pump; ☆B .....   | 8711    |
| Stg. Gear Major Seal Kit; W/710 Series Gear .....   | 8701    | Stg. Gear Major Seal Kit; W/710 Series Gear .....  | 8701    |
| Stg. Gear Input Shaft Seal Kit; W/710 Series Gear .....   | 7095    | Stg. Gear Input Shaft Seal Kit; W/710 Series Gear .....  | 7095    |

☆ See Pages A14 - A15 For Pump or Gear Identification.

SYSTEM  
PUMP &  
GEAR  
IDENT.

SYSTEM &  
COM-  
PONENT  
IDENT.

PASS.  
CARS

LIGHT  
TRUCKS

MEDIUM/  
HEAVY  
TRUCKS

BUSES

HOSE  
NUMER-  
ICAL

REPAIR  
KITS

KIT  
NUMER-  
ICAL

ILLUSTRATIONS





# Power Steering Repair Kits for Medium/Heavy-Duty Trucks and Buses

| Application  | Kit No. | Application  | Kit No. |
|--|---------|--|---------|
| <b>CHEVROLET - Continued</b>   |         | <b>CHEVROLET - Continued</b>                             |         |
| <b>C70 - Continued</b>   |         | <b>CE40 - Continued</b>                                  |         |
| <b>1982 - Continued</b>  |         | <b>1967 - Continued</b>                                  |         |
| <b>CATERPILLAR 3208 DIESEL ENG.; CUMMINS VT225 DIESEL ENG.; DETROIT DIESEL V-8 8.2 L DIESEL ENG.; GM V-8 6.0 L ENG.; GM V-8 7.0 L ENG. - Continued</b>   |         | <b>GM V-8 283 ENG.; GM V-8 327 ENG. - Continued</b>      |         |
| Stg. Gear Major Seal Kit; W/710 Series Gear .....  | 8701    | Stg. Gear Input Shaft Seal Kit; W/710 Series Gear .....  | 7095    |
| Stg. Gear Input Shaft Seal Kit; W/710 Series Gear .....  | 7095    |  |         |
| <b>1981-1980</b>   |         | <b>1962</b>  |         |
| <b>CATERPILLAR 3208 DIESEL ENG.; CUMMINS VT225 DIESEL ENG.; DETROIT DIESEL 4-53 DIESEL ENG.; DETROIT DIESEL V-8 8.2 L DIESEL ENG.; GM V-8 6.0 L ENG.; GM V-8 7.0 L ENG.; GM V-8 7.4 L ENG.</b> |         | <b>GM V-8 283 ENG.; GM V-8 327 ENG.</b>                  |         |
| Pump Seal Kit; W/Saginaw P.S. Pump; ☆B .....   | 8700    | Pump Seal Kit; W/Saginaw P.S. Pump; ☆B .....             | 8700    |
| Pump Drive Shaft Seal Kit; W/Saginaw P.S. Pump; ☆B .....   | 8711    | Pump Drive Shaft Seal Kit; W/Saginaw P.S. Pump; ☆B ..... | 8711    |
| Stg. Gear Major Seal Kit; W/710 Series Gear .....  | 8701    | Stg. Gear Major Seal Kit; W/710 Series Gear .....        | 8701    |
| Stg. Gear Input Shaft Seal Kit; W/710 Series Gear .....  | 7095    | Stg. Gear Input Shaft Seal Kit; W/710 Series Gear .....  | 7095    |
| <b>1979</b>  |         | <b>1961-1960</b>   |         |
| <b>CATERPILLAR 3208 DIESEL ENG.; DETROIT DIESEL 4-53 DIESEL ENG.; GM V-8 366 ENG.; GM V-8 427 ENG.; GM V-8 454 ENG.</b>  |         | <b>GM V-8 283 ENG.</b>                                   |         |
| Pump Seal Kit; W/Saginaw P.S. Pump; ☆B .....   | 8700    | Pump Seal Kit; W/Saginaw P.S. Pump; ☆B .....             | 8700    |
| Pump Drive Shaft Seal Kit; W/Saginaw P.S. Pump; ☆B .....   | 8711    | Pump Drive Shaft Seal Kit; W/Saginaw P.S. Pump; ☆B ..... | 8711    |
| Stg. Gear Major Seal Kit; W/710 Series Gear .....  | 8701    | Stg. Gear Major Seal Kit; W/710 Series Gear .....        | 8701    |
| Stg. Gear Input Shaft Seal Kit; W/710 Series Gear .....  | 7095    | Stg. Gear Input Shaft Seal Kit; W/710 Series Gear .....  | 7095    |
| <b>1965-1960</b>   |         | <b>CE50</b>  |         |
| <b>GM V-8 348 ENG.; GM V-8 409 ENG.</b>  |         | <b>1972-1970</b>   |         |
| Pump Seal Kit; W/Saginaw P.S. Pump; ☆B .....   | 8700    | <b>GM V-8 307 ENG.; GM V-8 350 ENG.</b>                  |         |
| Pump Drive Shaft Seal Kit; W/Saginaw P.S. Pump; ☆B .....   | 8711    | Pump Seal Kit; W/Saginaw P.S. Pump; ☆B .....             | 8700    |
| Stg. Gear Major Seal Kit; W/710 Series Gear .....  | 8701    | Pump Drive Shaft Seal Kit; W/Saginaw P.S. Pump; ☆B ..... | 8711    |
| Stg. Gear Input Shaft Seal Kit; W/710 Series Gear .....  | 7095    | Stg. Gear Major Seal Kit; W/710 Series Gear .....        | 8701    |
|  |         | Stg. Gear Input Shaft Seal Kit; W/710 Series Gear .....  | 7095    |
| <b>C80</b>   |         | <b>1969</b>  |         |
| <b>1965-1960</b>   |         | <b>GM V-8 283 ENG.; GM V-8 307 ENG.; GM V-8 350 ENG.</b> |         |
| <b>GM V-8 348 ENG.; GM V-8 409 ENG.</b>  |         | Pump Seal Kit; W/Saginaw P.S. Pump; ☆B .....             | 8700    |
| Pump Seal Kit; W/Saginaw P.S. Pump; ☆B .....   | 8700    | Pump Drive Shaft Seal Kit; W/Saginaw P.S. Pump; ☆B ..... | 8711    |
| Pump Drive Shaft Seal Kit; W/Saginaw P.S. Pump; ☆B .....   | 8711    | Stg. Gear Major Seal Kit; W/710 Series Gear .....        | 8701    |
| Stg. Gear Major Seal Kit; W/710 Series Gear .....  | 8701    | Stg. Gear Input Shaft Seal Kit; W/710 Series Gear .....  | 7095    |
| Stg. Gear Input Shaft Seal Kit; W/710 Series Gear .....  | 7095    |  |         |
| <b>CD50</b>  |         | <b>1967-1962</b>   |         |
| <b>1970-1967</b>   |         | <b>DETROIT DIESEL 4-53 DIESEL ENG.</b>                   |         |
| <b>DETROIT DIESEL 4-53 DIESEL ENG.</b>   |         | Pump Seal Kit; W/Saginaw P.S. Pump; ☆B .....             | 8700    |
| Pump Seal Kit; W/Saginaw P.S. Pump; ☆B .....   | 8700    | Pump Drive Shaft Seal Kit; W/Saginaw P.S. Pump; ☆B ..... | 8711    |
| Pump Drive Shaft Seal Kit; W/Saginaw P.S. Pump; ☆B .....   | 8711    | Stg. Gear Major Seal Kit; W/710 Series Gear .....        | 8701    |
| Stg. Gear Major Seal Kit; W/710 Series Gear .....  | 8701    | Stg. Gear Input Shaft Seal Kit; W/710 Series Gear .....  | 7095    |
| Stg. Gear Input Shaft Seal Kit; W/710 Series Gear .....  | 7095    |  |         |
| <b>CD60</b>  |         | <b>1961-1960</b>   |         |
| <b>1970-1967</b>   |         | <b>GM V-8 283 ENG.</b>                                   |         |
| <b>DETROIT DIESEL 4-53 DIESEL ENG.</b>   |         | Pump Seal Kit; W/Saginaw P.S. Pump; ☆B .....             | 8700    |
| Pump Seal Kit; W/Saginaw P.S. Pump; ☆B .....   | 8700    | Pump Drive Shaft Seal Kit; W/Saginaw P.S. Pump; ☆B ..... | 8711    |
| Pump Drive Shaft Seal Kit; W/Saginaw P.S. Pump; ☆B .....   | 8711    | Stg. Gear Major Seal Kit; W/710 Series Gear .....        | 8701    |
| Stg. Gear Major Seal Kit; W/710 Series Gear .....  | 8701    | Stg. Gear Input Shaft Seal Kit; W/710 Series Gear .....  | 7095    |
| Stg. Gear Input Shaft Seal Kit; W/710 Series Gear .....  | 7095    |  |         |
| <b>CE40</b>  |         | <b>CE60</b>  |         |
| <b>1972-1969</b>   |         | <b>1975</b>  |         |
| <b>GM V-8 307 ENG.; GM V-8 350 ENG.</b>  |         | <b>GM V-8 427 ENG.</b>                                   |         |
| Pump Seal Kit; W/Saginaw P.S. Pump; ☆B .....   | 8700    | Pump Seal Kit; W/Saginaw P.S. Pump; ☆B .....             | 8700    |
| Pump Drive Shaft Seal Kit; W/Saginaw P.S. Pump; ☆B .....   | 8711    | Pump Drive Shaft Seal Kit; W/Saginaw P.S. Pump; ☆B ..... | 8711    |
| Stg. Gear Major Seal Kit; W/710 Series Gear .....  | 8701    | Stg. Gear Major Seal Kit; W/710 Series Gear .....        | 8701    |
| Stg. Gear Input Shaft Seal Kit; W/710 Series Gear .....  | 7095    | Stg. Gear Input Shaft Seal Kit; W/710 Series Gear .....  | 7095    |
| <b>1968</b>  |         | <b>1972-1969</b>   |         |
| <b>GM V-8 283 ENG.; GM V-8 307 ENG.; GM V-8 327 ENG.</b>   |         | <b>GM V-8 307 ENG.; GM V-8 350 ENG.</b>                  |         |
| Pump Seal Kit; W/Saginaw P.S. Pump; ☆B .....   | 8700    | Pump Seal Kit; W/Saginaw P.S. Pump; ☆B .....             | 8700    |
| Pump Drive Shaft Seal Kit; W/Saginaw P.S. Pump; ☆B .....   | 8711    | Pump Drive Shaft Seal Kit; W/Saginaw P.S. Pump; ☆B ..... | 8711    |
| Stg. Gear Major Seal Kit; W/710 Series Gear .....  | 8701    | Stg. Gear Major Seal Kit; W/710 Series Gear .....        | 8701    |
| Stg. Gear Input Shaft Seal Kit; W/710 Series Gear .....  | 7095    | Stg. Gear Input Shaft Seal Kit; W/710 Series Gear .....  | 7095    |
| <b>1967</b>  |         | <b>1968</b>  |         |
| <b>GM V-8 283 ENG.; GM V-8 327 ENG.</b>  |         | <b>GM V-8 283 ENG.; GM V-8 307 ENG.; GM V-8 327 ENG.</b> |         |
| Pump Seal Kit; W/Saginaw P.S. Pump; ☆B .....   | 8700    | Pump Seal Kit; W/Saginaw P.S. Pump; ☆B .....             | 8700    |
| Pump Drive Shaft Seal Kit; W/Saginaw P.S. Pump; ☆B .....   | 8711    | Pump Drive Shaft Seal Kit; W/Saginaw P.S. Pump; ☆B ..... | 8711    |
| Stg. Gear Major Seal Kit; W/710 Series Gear .....  | 8701    | Stg. Gear Major Seal Kit; W/710 Series Gear .....        | 8701    |
| Stg. Gear Input Shaft Seal Kit; W/710 Series Gear .....  | 8701    | Stg. Gear Input Shaft Seal Kit; W/710 Series Gear .....  | 7095    |
|  |         |  |         |
| <b>1967-1962</b>   |         | <b>1967-1962</b>   |         |
| <b>GM V-8 283 ENG.; GM V-8 327 ENG.</b>  |         | <b>GM V-8 283 ENG.; GM V-8 327 ENG.</b>                  |         |
| Pump Seal Kit; W/Saginaw P.S. Pump; ☆B .....   | 8700    | Pump Seal Kit; W/Saginaw P.S. Pump; ☆B .....             | 8700    |
| Pump Drive Shaft Seal Kit; W/Saginaw P.S. Pump; ☆B .....   | 8711    | Pump Drive Shaft Seal Kit; W/Saginaw P.S. Pump; ☆B ..... | 8711    |
| Stg. Gear Major Seal Kit; W/710 Series Gear .....  | 8701    | Stg. Gear Major Seal Kit; W/710 Series Gear .....        | 8701    |
| Stg. Gear Input Shaft Seal Kit; W/710 Series Gear .....  | 8701    | Stg. Gear Input Shaft Seal Kit; W/710 Series Gear .....  | 7095    |

☆ See Pages A14 - A15 For Pump or Gear Identification.

SYSTEM  
PUMP &  
GEAR  
IDENT.

SYSTEM &  
COM-  
PONENT  
IDENT.

PASS.  
CARS

LIGHT  
TRUCKS

MEDIUM/  
HEAVY  
TRUCKS

BUSES

HOSE  
NUMER-  
ICAL

REPAIR  
KITS

KIT  
NUMER-  
ICAL

ILLUSTRATIONS

# Power Steering Repair Kits for Medium/Heavy-Duty Trucks and Buses

|                                      | Application  | Kit No.  | Application  | Kit No.  |      |
|--------------------------------------|--|--|--|--|------|
| <b>SYSTEM PUMP &amp; GEAR IDENT.</b> | <b>CHEVROLET - Continued</b>                                     |  | <b>CHEVROLET - Continued</b>   |  |      |
|                                      | <b>CE60 - Continued</b>  |  | <b>D60 - Continued</b>   |  |      |
|                                      | 1967-1962 - Continued  |  | 1966-1962 - Continued  |  |      |
|                                      | GM V-8 283 ENG.; GM V-8 327 ENG. - Continued                     |  | DETROIT DIESEL 4-53 DIESEL ENG. - Continued  |  |      |
|                                      |  | Pump Drive Shaft Seal Kit; W/Saginaw P.S. Pump; ☆B ..... | 8711   | Stg. Gear Input Shaft Seal Kit; W/710 Series Gear .....  | 7095 |
|                                      |  | Stg. Gear Major Seal Kit; W/710 Series Gear .....        | 8701   |  |      |
|                                      |  | Stg. Gear Input Shaft Seal Kit; W/710 Series Gear .....  | 7095   |  |      |
|                                      | <b>1961-1960</b>   |  | <b>E80</b>   |  |      |
|                                      | GM V-8 283 ENG.  |  | 1965-1962  |  |      |
|                                      |  | Pump Seal Kit; W/Saginaw P.S. Pump; ☆B .....             | 8700   | DETROIT DIESEL 6V-53 DIESEL ENG.                         |      |
|                                      | Pump Drive Shaft Seal Kit; W/Saginaw P.S. Pump; ☆B .....         | 8711   | Pump Seal Kit; W/Saginaw P.S. Pump; ☆B .....   | 8700   |      |
|                                      | Stg. Gear Major Seal Kit; W/710 Series Gear .....                | 8701   | Pump Drive Shaft Seal Kit; W/Saginaw P.S. Pump; ☆B .....   | 8711   |      |
|                                      | Stg. Gear Input Shaft Seal Kit; W/710 Series Gear .....          | 7095   | Stg. Gear Major Seal Kit; W/710 Series Gear .....  | 8701   |      |
|                                      |  |  | Stg. Gear Input Shaft Seal Kit; W/710 Series Gear .....  | 7095   |      |
| <b>SYSTEM &amp; COMPONENT IDENT.</b> | <b>CG50</b>  |  | <b>ETG70</b>   |  |      |
|                                      | 1969-1967  |  | 1969-1966  |  |      |
|                                      | GM D478 DIESEL ENG.; GM DH478 DIESEL ENG.                        |  | GM D478 DIESEL ENG.; GM DH478 DIESEL ENG.  |  |      |
|                                      |  | Pump Seal Kit; W/Saginaw P.S. Pump; ☆B .....             | 8700   | Pump Seal Kit; W/Saginaw P.S. Pump; ☆B .....             | 8700 |
|                                      |  | Pump Drive Shaft Seal Kit; W/Saginaw P.S. Pump; ☆B ..... | 8711   | Pump Drive Shaft Seal Kit; W/Saginaw P.S. Pump; ☆B ..... | 8711 |
|                                      |  | Stg. Gear Major Seal Kit; W/710 Series Gear .....        | 8701   | Stg. Gear Major Seal Kit; W/710 Series Gear .....        | 8701 |
|                                      |  | Stg. Gear Input Shaft Seal Kit; W/710 Series Gear .....  | 7095   | Stg. Gear Input Shaft Seal Kit; W/710 Series Gear .....  | 7095 |
|                                      | <b>CG60</b>  |  | <b>H70</b>   |  |      |
|                                      | 1969-1967  |  | 1978-1976  |  |      |
|                                      | GM D478 DIESEL ENG.; GM DH478 DIESEL ENG.                        |  | CATERPILLAR 3208 DIESEL ENG.; DETROIT DIESEL 6V-53 DIESEL ENG.; GM V-8 366 ENG.; GM V-8 427 ENG.; GM V-8 454 ENG.                      |  |      |
|                                      | Pump Seal Kit; W/Saginaw P.S. Pump; ☆B .....                     | 8700   | Pump Seal Kit; W/Saginaw P.S. Pump; ☆B .....   | 8700   |      |
|                                      | Pump Drive Shaft Seal Kit; W/Saginaw P.S. Pump; ☆B .....         | 8711   | Pump Drive Shaft Seal Kit; W/Saginaw P.S. Pump; ☆B .....   | 8711   |      |
|                                      | Stg. Gear Major Seal Kit; W/710 Series Gear .....                | 8701   | Stg. Gear Major Seal Kit; W/710 Series Gear .....  | 8701   |      |
|                                      | Stg. Gear Input Shaft Seal Kit; W/710 Series Gear .....          | 7095   | Stg. Gear Input Shaft Seal Kit; W/710 Series Gear .....  | 7095   |      |
| <b>PASS. CARS</b>                    | <b>CM60</b>  |  | <b>1975</b>  |  |      |
|                                      | 1972-1970  |  | DETROIT DIESEL 6V-53 DIESEL ENG.; GM V-8 366 ENG.; GM V-8 427 ENG.; GM V-8 454 ENG.  |  |      |
|                                      | GM V-6 401 ENG.; GM V-6 432 ENG.; GM V-6 478 ENG.                |  | Pump Seal Kit; W/Saginaw P.S. Pump; ☆B .....   |  | 8700 |
|                                      |  | Pump Seal Kit; W/Saginaw P.S. Pump; ☆B .....             | 8700   | Pump Drive Shaft Seal Kit; W/Saginaw P.S. Pump; ☆B ..... | 8711 |
|                                      |  | Pump Drive Shaft Seal Kit; W/Saginaw P.S. Pump; ☆B ..... | 8711   | Stg. Gear Major Seal Kit; W/710 Series Gear .....        | 8701 |
|                                      |  | Stg. Gear Major Seal Kit; W/710 Series Gear .....        | 8701   | Stg. Gear Input Shaft Seal Kit; W/710 Series Gear .....  | 7095 |
|                                      |  | Stg. Gear Input Shaft Seal Kit; W/710 Series Gear .....  | 7095   |  |      |
|                                      | <b>CS50</b>  |  | <b>1974</b>  |  |      |
|                                      | 1972-1967  |  | DETROIT DIESEL 6V-53 DIESEL ENG.; GM V-6 401 ENG.; GM V-6 432 ENG.; GM V-6 478 ENG.; GM V-8 366 ENG.; GM V-8 427 ENG.; GM V-8 454 ENG. |  |      |
|                                      | GM 6-CYL. 292 ENG.   |  | Pump Seal Kit; W/Saginaw P.S. Pump; ☆B .....   |  | 8700 |
|                                      | Pump Seal Kit; W/Saginaw P.S. Pump; ☆B .....                     | 8700   | Pump Drive Shaft Seal Kit; W/Saginaw P.S. Pump; ☆B .....   | 8711   |      |
|                                      | Pump Drive Shaft Seal Kit; W/Saginaw P.S. Pump; ☆B .....         | 8711   | Stg. Gear Major Seal Kit; W/710 Series Gear .....  | 8701   |      |
|                                      | Stg. Gear Major Seal Kit; W/710 Series Gear .....                | 8701   | Stg. Gear Input Shaft Seal Kit; W/710 Series Gear .....  | 7095   |      |
|                                      | Stg. Gear Input Shaft Seal Kit; W/710 Series Gear .....          | 7095   |  |  |      |
| <b>LIGHT TRUCKS</b>                  | <b>CS60</b>  |  | <b>1973</b>  |  |      |
|                                      | 1972-1967  |  | DETROIT DIESEL 6V-53 DIESEL ENG.; GM V-6 432 ENG.; GM V-6 478 ENG.   |  |      |
|                                      | GM 6-CYL. 292 ENG.   |  | Pump Seal Kit; W/Saginaw P.S. Pump; ☆B .....   |  | 8700 |
|                                      |  | Pump Seal Kit; W/Saginaw P.S. Pump; ☆B .....             | 8700   | Pump Drive Shaft Seal Kit; W/Saginaw P.S. Pump; ☆B ..... | 8711 |
|                                      |  | Pump Drive Shaft Seal Kit; W/Saginaw P.S. Pump; ☆B ..... | 8711   | Stg. Gear Major Seal Kit; W/710 Series Gear .....        | 8701 |
|                                      |  | Stg. Gear Major Seal Kit; W/710 Series Gear .....        | 8701   | Stg. Gear Input Shaft Seal Kit; W/710 Series Gear .....  | 7095 |
|                                      |  | Stg. Gear Input Shaft Seal Kit; W/710 Series Gear .....  | 7095   |  |      |
|                                      | <b>D50</b>   |  | <b>H80</b>   |  |      |
|                                      | 1966-1965  |  | 1978-1975  |  |      |
|                                      | DETROIT DIESEL 3-53 DIESEL ENG.; DETROIT DIESEL 4-53 DIESEL ENG. |  | GM V-8 366 ENG.; GM V-8 427 ENG.; GM V-8 454 ENG.  |  |      |
|                                      | Pump Seal Kit; W/Saginaw P.S. Pump; ☆B .....                     | 8700   | Pump Seal Kit; W/Saginaw P.S. Pump; ☆B .....   | 8700   |      |
|                                      | Pump Drive Shaft Seal Kit; W/Saginaw P.S. Pump; ☆B .....         | 8711   | Pump Drive Shaft Seal Kit; W/Saginaw P.S. Pump; ☆B .....   | 8711   |      |
|                                      | Stg. Gear Major Seal Kit; W/710 Series Gear .....                | 8701   | Stg. Gear Major Seal Kit; W/710 Series Gear .....  | 8701   |      |
|                                      | Stg. Gear Input Shaft Seal Kit; W/710 Series Gear .....          | 7095   | Stg. Gear Input Shaft Seal Kit; W/710 Series Gear .....  | 7095   |      |
| <b>MEDIUM/HEAVY TRUCKS</b>           | <b>1964-1962</b>   |  | <b>1974</b>  |  |      |
|                                      | DETROIT DIESEL 4-53 DIESEL ENG.                                  |  | GM V-6 401 ENG.; GM V-6 432 ENG.; GM V-6 478 ENG.; GM V-8 366 ENG.; GM V-8 427 ENG.; GM V-8 454 ENG.                                   |  |      |
|                                      |  | Pump Seal Kit; W/Saginaw P.S. Pump; ☆B .....             | 8700   | Pump Seal Kit; W/Saginaw P.S. Pump; ☆B .....             | 8700 |
|                                      |  | Pump Drive Shaft Seal Kit; W/Saginaw P.S. Pump; ☆B ..... | 8711   | Pump Drive Shaft Seal Kit; W/Saginaw P.S. Pump; ☆B ..... | 8711 |
|                                      |  | Stg. Gear Major Seal Kit; W/710 Series Gear .....        | 8701   | Stg. Gear Major Seal Kit; W/710 Series Gear .....        | 8701 |
|                                      |  | Stg. Gear Input Shaft Seal Kit; W/710 Series Gear .....  | 7095   | Stg. Gear Input Shaft Seal Kit; W/710 Series Gear .....  | 7095 |
|                                      | <b>D60</b>   |  | <b>1973</b>  |  |      |
|                                      | 1966-1962  |  | GM V-6 432 ENG.; GM V-6 478 ENG.   |  |      |
|                                      | DETROIT DIESEL 4-53 DIESEL ENG.                                  |  | Pump Seal Kit; W/Saginaw P.S. Pump; ☆B .....   |  | 8700 |
|                                      |  | Pump Seal Kit; W/Saginaw P.S. Pump; ☆B .....             | 8700   | Pump Drive Shaft Seal Kit; W/Saginaw P.S. Pump; ☆B ..... | 8711 |
|                                      | Pump Drive Shaft Seal Kit; W/Saginaw P.S. Pump; ☆B .....         | 8711   | Stg. Gear Major Seal Kit; W/710 Series Gear .....  | 8701   |      |
|                                      | Stg. Gear Major Seal Kit; W/710 Series Gear .....                | 8701   | Stg. Gear Input Shaft Seal Kit; W/710 Series Gear .....  | 7095   |      |
|                                      | Stg. Gear Input Shaft Seal Kit; W/710 Series Gear .....          | 8701   |  |  |      |
| <b>BUSES</b>                         | <b>HOSE NUMERICAL</b>  |  |  |  |      |
|                                      |  |  |  |  |      |
|                                      |  |  |  |  |      |
|                                      |  |  |  |  |      |
|                                      |  |  |  |  |      |
|                                      |  |  |  |  |      |
|                                      |  |  |  |  |      |
|                                      |  |  |  |  |      |
|                                      |  |  |  |  |      |
|                                      |  |  |  |  |      |
| <b>REPAIR KITS</b>                   |  |  |  |  |      |
|                                      |  |  |  |  |      |
|                                      |  |  |  |  |      |
|                                      |  |  |  |  |      |
|                                      |  |  |  |  |      |
|                                      |  |  |  |  |      |
|                                      |  |  |  |  |      |
|                                      |  |  |  |  |      |
|                                      |  |  |  |  |      |
|                                      |  |  |  |  |      |
| <b>KIT NUMERICAL</b>                 |  |  |  |  |      |
|                                      |  |  |  |  |      |
|                                      |  |  |  |  |      |
|                                      |  |  |  |  |      |
|                                      |  |  |  |  |      |
|                                      |  |  |  |  |      |
|                                      |  |  |  |  |      |
|                                      |  |  |  |  |      |
|                                      |  |  |  |  |      |
|                                      |  |  |  |  |      |
| <b>ILLUSTRATIONS</b>                 |  |  |  |  |      |
|                                      |  |  |  |  |      |
|                                      |  |  |  |  |      |
|                                      |  |  |  |  |      |
|                                      |  |  |  |  |      |
|                                      |  |  |  |  |      |
|                                      |  |  |  |  |      |
|                                      |  |  |  |  |      |
|                                      |  |  |  |  |      |
|                                      |  |  |  |  |      |

☆ See Pages A14 - A15 For Pump or Gear Identification.

# Power Steering Repair Kits for Medium/Heavy-Duty Trucks and Buses

| Application   | Kit No. | Application   | Kit No. |
|---|---------|---|---------|
| <b>CHEVROLET - Continued</b>  |         | <b>CHEVROLET - Continued</b>  |         |
| <b>HG70</b>   |         | <b>J80</b>  |         |
| <b>1969-1966</b>  |         | <b>1978-1975</b>  |         |
| <b>GM D478 DIESEL ENG.; GM DH478 DIESEL ENG.</b>  |         | <b>DETROIT DIESEL 6V-53 DIESEL ENG.; GM V-8 366 ENG.; GM V-8 427 ENG.; GM V-8 454 ENG.</b>  |         |
| Pump Seal Kit; W/Saginaw P.S. Pump; ☆B .....  | 8700    | Pump Seal Kit; W/Saginaw P.S. Pump; ☆B .....  | 8700    |
| Pump Drive Shaft Seal Kit; W/Saginaw P.S. Pump; ☆B .....  | 8711    | Pump Drive Shaft Seal Kit; W/Saginaw P.S. Pump; ☆B .....  | 8711    |
| Stg. Gear Major Seal Kit; W/710 Series Gear .....   | 8701    | Stg. Gear Major Seal Kit; W/710 Series Gear .....   | 8701    |
| Stg. Gear Input Shaft Seal Kit; W/710 Series Gear .....   | 7095    | Stg. Gear Input Shaft Seal Kit; W/710 Series Gear .....   | 7095    |
| <b>HJ70</b>   |         | <b>1974</b>   |         |
| <b>1971-1966</b>  |         | <b>DETROIT DIESEL 6V-53 DIESEL ENG.; GM V-6 401 ENG.; GM V-6 432 ENG.; GM V-6 478 ENG.; GM V-8 366 ENG.; GM V-8 427 ENG.; GM V-8 454 ENG.</b> |         |
| Pump Seal Kit; W/Saginaw P.S. Pump; ☆B .....  | 8700    | Pump Seal Kit; W/Saginaw P.S. Pump; ☆B .....  | 8700    |
| Pump Drive Shaft Seal Kit; W/Saginaw P.S. Pump; ☆B .....  | 8711    | Pump Drive Shaft Seal Kit; W/Saginaw P.S. Pump; ☆B .....  | 8711    |
| Stg. Gear Major Seal Kit; W/710 Series Gear .....   | 8701    | Stg. Gear Major Seal Kit; W/710 Series Gear .....   | 8701    |
| Stg. Gear Input Shaft Seal Kit; W/710 Series Gear .....   | 7095    | Stg. Gear Input Shaft Seal Kit; W/710 Series Gear .....   | 7095    |
| <b>HM70</b>   |         | <b>1973</b>   |         |
| <b>1972-1966</b>  |         | <b>DETROIT DIESEL 6V-53 DIESEL ENG.; GM V-6 432 ENG.; GM V-6 478 ENG.</b>   |         |
| Pump Seal Kit; W/Saginaw P.S. Pump; ☆B .....  | 8700    | Pump Seal Kit; W/Saginaw P.S. Pump; ☆B .....  | 8700    |
| Pump Drive Shaft Seal Kit; W/Saginaw P.S. Pump; ☆B .....  | 8711    | Pump Drive Shaft Seal Kit; W/Saginaw P.S. Pump; ☆B .....  | 8711    |
| Stg. Gear Major Seal Kit; W/710 Series Gear .....   | 8701    | Stg. Gear Major Seal Kit; W/710 Series Gear .....   | 8701    |
| Stg. Gear Input Shaft Seal Kit; W/710 Series Gear .....   | 7095    | Stg. Gear Input Shaft Seal Kit; W/710 Series Gear .....   | 7095    |
| <b>HM80</b>   |         | <b>JG70</b>   |         |
| <b>1972-1966</b>  |         | <b>1969-1966</b>  |         |
| <b>GM V-6 401 ENG.; GM V-6 432 ENG.; GM V-6 478 ENG.</b>  |         | <b>GM D478 DIESEL ENG.; GM DH478 DIESEL ENG.</b>  |         |
| Pump Seal Kit; W/Saginaw P.S. Pump; ☆B .....  | 8700    | Pump Seal Kit; W/Saginaw P.S. Pump; ☆B .....  | 8700    |
| Pump Drive Shaft Seal Kit; W/Saginaw P.S. Pump; ☆B .....  | 8711    | Pump Drive Shaft Seal Kit; W/Saginaw P.S. Pump; ☆B .....  | 8711    |
| Stg. Gear Major Seal Kit; W/710 Series Gear .....   | 8701    | Stg. Gear Major Seal Kit; W/710 Series Gear .....   | 8701    |
| Stg. Gear Input Shaft Seal Kit; W/710 Series Gear .....   | 7095    | Stg. Gear Input Shaft Seal Kit; W/710 Series Gear .....   | 7095    |
| <b>HV70</b>   |         | <b>JJ70</b>   |         |
| <b>1972-1966</b>  |         | <b>1971-1966</b>  |         |
| <b>DETROIT DIESEL 6V-53 DIESEL ENG.</b>   |         | <b>GM D637 DIESEL ENG.; GM DH637 DIESEL ENG.</b>  |         |
| Pump Seal Kit; W/Saginaw P.S. Pump; ☆B .....  | 8700    | Pump Seal Kit; W/Saginaw P.S. Pump; ☆B .....  | 8700    |
| Pump Drive Shaft Seal Kit; W/Saginaw P.S. Pump; ☆B .....  | 8711    | Pump Drive Shaft Seal Kit; W/Saginaw P.S. Pump; ☆B .....  | 8711    |
| Stg. Gear Major Seal Kit; W/710 Series Gear .....   | 8701    | Stg. Gear Major Seal Kit; W/710 Series Gear .....   | 8701    |
| Stg. Gear Input Shaft Seal Kit; W/710 Series Gear .....   | 7095    | Stg. Gear Input Shaft Seal Kit; W/710 Series Gear .....   | 7095    |
| <b>J70</b>  |         | <b>JM70</b>   |         |
| <b>1978-1976</b>  |         | <b>1972-1966</b>  |         |
| <b>CATERPILLAR 3208 DIESEL ENG.; DETROIT DIESEL 6V-53 DIESEL ENG.; GM V-8 366 ENG.; GM V-8 427 ENG.; GM V-8 454 ENG.</b>                      |         | <b>GM V-6 401 ENG.; GM V-6 432 ENG.; GM V-6 478 ENG.</b>  |         |
| Pump Seal Kit; W/Saginaw P.S. Pump; ☆B .....  | 8700    | Pump Seal Kit; W/Saginaw P.S. Pump; ☆B .....  | 8700    |
| Pump Drive Shaft Seal Kit; W/Saginaw P.S. Pump; ☆B .....  | 8711    | Pump Drive Shaft Seal Kit; W/Saginaw P.S. Pump; ☆B .....  | 8711    |
| Stg. Gear Major Seal Kit; W/710 Series Gear .....   | 8701    | Stg. Gear Major Seal Kit; W/710 Series Gear .....   | 8701    |
| Stg. Gear Input Shaft Seal Kit; W/710 Series Gear .....   | 7095    | Stg. Gear Input Shaft Seal Kit; W/710 Series Gear .....   | 7095    |
| <b>1975</b>   |         | <b>JM80</b>   |         |
| <b>DETROIT DIESEL 6V-53 DIESEL ENG.; GM V-8 366 ENG.; GM V-8 427 ENG.; GM V-8 454 ENG.</b>  |         | <b>1972-1966</b>  |         |
| Pump Seal Kit; W/Saginaw P.S. Pump; ☆B .....  | 8700    | <b>GM V-6 401 ENG.; GM V-6 432 ENG.; GM V-6 478 ENG.</b>  |         |
| Pump Drive Shaft Seal Kit; W/Saginaw P.S. Pump; ☆B .....  | 8711    | Pump Seal Kit; W/Saginaw P.S. Pump; ☆B .....  | 8700    |
| Stg. Gear Major Seal Kit; W/710 Series Gear .....   | 8701    | Pump Drive Shaft Seal Kit; W/Saginaw P.S. Pump; ☆B .....  | 8711    |
| Stg. Gear Input Shaft Seal Kit; W/710 Series Gear .....   | 7095    | Stg. Gear Major Seal Kit; W/710 Series Gear .....   | 8701    |
| <b>1974</b>   |         | Stg. Gear Input Shaft Seal Kit; W/710 Series Gear .....   |         |
| <b>DETROIT DIESEL 6V-53 DIESEL ENG.; GM V-6 401 ENG.; GM V-6 432 ENG.; GM V-6 478 ENG.; GM V-8 366 ENG.; GM V-8 427 ENG.; GM V-8 454 ENG.</b> |         | 7095  |         |
| Pump Seal Kit; W/Saginaw P.S. Pump; ☆B .....  | 8700    | <b>JM80</b>   |         |
| Pump Drive Shaft Seal Kit; W/Saginaw P.S. Pump; ☆B .....  | 8711    | <b>1972-1966</b>  |         |
| Stg. Gear Major Seal Kit; W/710 Series Gear .....   | 8701    | <b>GM V-6 401 ENG.; GM V-6 432 ENG.; GM V-6 478 ENG.</b>  |         |
| Stg. Gear Input Shaft Seal Kit; W/710 Series Gear .....   | 7095    | Pump Seal Kit; W/Saginaw P.S. Pump; ☆B .....  | 8700    |
| <b>1973</b>   |         | Pump Drive Shaft Seal Kit; W/Saginaw P.S. Pump; ☆B .....  | 8711    |
| <b>DETROIT DIESEL 6V-53 DIESEL ENG.; GM V-6 432 ENG.; GM V-6 478 ENG.</b>   |         | Stg. Gear Major Seal Kit; W/710 Series Gear .....   | 8701    |
| Pump Seal Kit; W/Saginaw P.S. Pump; ☆B .....  | 8700    | Stg. Gear Input Shaft Seal Kit; W/710 Series Gear .....   | 7095    |
| Pump Drive Shaft Seal Kit; W/Saginaw P.S. Pump; ☆B .....  | 8711    | <b>JV70</b>   |         |
| Stg. Gear Major Seal Kit; W/710 Series Gear .....   | 8701    | <b>1972-1966</b>  |         |
| Stg. Gear Input Shaft Seal Kit; W/710 Series Gear .....   | 7095    | <b>DETROIT DIESEL 6V-53 DIESEL ENG.</b>   |         |
| <b>1973</b>   |         | Pump Seal Kit; W/Saginaw P.S. Pump; ☆B .....  |         |
| <b>DETROIT DIESEL 6V-53 DIESEL ENG.; GM V-6 432 ENG.; GM V-6 478 ENG.</b>   |         | 8700  |         |
| Pump Seal Kit; W/Saginaw P.S. Pump; ☆B .....  | 8700    | Pump Drive Shaft Seal Kit; W/Saginaw P.S. Pump; ☆B .....  |         |
| Pump Drive Shaft Seal Kit; W/Saginaw P.S. Pump; ☆B .....  | 8711    | 8711  |         |
| Stg. Gear Major Seal Kit; W/710 Series Gear .....   | 8701    | Stg. Gear Major Seal Kit; W/710 Series Gear .....   |         |
| Stg. Gear Input Shaft Seal Kit; W/710 Series Gear .....   | 7095    | 8701  |         |
| <b>1973</b>   |         | Stg. Gear Input Shaft Seal Kit; W/710 Series Gear .....   |         |
| <b>DETROIT DIESEL 6V-53 DIESEL ENG.; GM V-6 432 ENG.; GM V-6 478 ENG.</b>   |         | 7095  |         |
| Pump Seal Kit; W/Saginaw P.S. Pump; ☆B .....  | 8700    | <b>JV80</b>   |         |
| Pump Drive Shaft Seal Kit; W/Saginaw P.S. Pump; ☆B .....  | 8711    | <b>1972-1966</b>  |         |
| Stg. Gear Major Seal Kit; W/710 Series Gear .....   | 8701    | <b>DETROIT DIESEL 6V-53 DIESEL ENG.</b>   |         |
| Stg. Gear Input Shaft Seal Kit; W/710 Series Gear .....   | 7095    | Pump Seal Kit; W/Saginaw P.S. Pump; ☆B .....  |         |

**SYSTEM PUMP & GEAR IDENT.**

**SYSTEM & COMPONENT IDENT.**

**PASS. CARS**

**LIGHT TRUCKS**

**MEDIUM/HEAVY TRUCKS**

**BUSES**

**HOSE NUMERICAL**

**REPAIR KITS**

**KIT NUMERICAL**

**ILLUSTRATIONS**

☆ See Pages A14 - A15 For Pump or Gear Identification.





# Power Steering Repair Kits for Medium/Heavy-Duty Trucks and Buses

| Application   | Kit No. | Application  | Kit No. |
|---|---------|--|---------|
| <b>CHEVROLET - Continued</b>  |         | <b>CHEVROLET - Continued</b>                             |         |
| <b>P30 - Continued</b>  |         | <b>P30 - Continued</b>                                   |         |
| <b>1989-1982</b>  |         | <b>1972 - Continued</b>                                  |         |
| <b>GM 6-CYL. 4.8 L ENG.; GM V-8 5.7 L ENG.; GM V-8 6.2 L DIESEL ENG.; GM V-8 7.4 L ENG.</b> |         | <b>GM V-8 366 ENG. - Continued</b>                       |         |
| Pump Complete Rebuilding Kit .....  | 7910    | Stg. Gear Input Shaft Seal Kit; 2nd Design .....         | 8525    |
| Pump Seal Kit .....   | 7918    | Stg. Gear Complete Pitman Shaft Seal Kit .....           | 8766    |
| Pump Drive Shaft Seal Kit .....   | 8709    | Stg. Gear Lower Pitman Shaft Seal Kit .....              | 7856    |
| Stg. Gear Complete Rebuilding Kit; 1st Design .....   | 7857    | <b>GM V-8 427 ENG.; GM V-8 454 ENG.</b>                  |         |
| Stg. Gear Complete Rebuilding Kit; 2nd Design .....   | 8524    | Pump Complete Rebuilding Kit .....                       | 7910    |
| Stg. Gear Major Seal Kit; 1st Design .....  | 7859    | Pump Seal Kit .....                                      | 8700    |
| Stg. Gear Major Seal Kit; 2nd Design .....  | 8523    | Pump Drive Shaft Seal Kit .....                          | 8711    |
| Stg. Gear Input Shaft Seal Kit; 1st Design .....  | 7095    | Stg. Gear Complete Rebuilding Kit; 1st Design .....      | 7857    |
| Stg. Gear Input Shaft Seal Kit; 2nd Design .....  | 8525    | Stg. Gear Complete Rebuilding Kit; 2nd Design .....      | 8524    |
| Stg. Gear Complete Pitman Shaft Seal Kit .....  | 8766    | Stg. Gear Major Seal Kit; 1st Design .....               | 7859    |
| Stg. Gear Lower Pitman Shaft Seal Kit .....   | 7856    | Stg. Gear Major Seal Kit; 2nd Design .....               | 8523    |
| <b>1981-1980</b>  |         | Stg. Gear Input Shaft Seal Kit; 1st Design .....         | 7095    |
| <b>GM 6-CYL. 4.8 L ENG.; GM V-8 5.7 L ENG.; GM V-8 7.4 L ENG.</b>                           |         | Stg. Gear Input Shaft Seal Kit; 2nd Design .....         | 8525    |
| Pump Complete Rebuilding Kit .....  | 7910    | Stg. Gear Complete Pitman Shaft Seal Kit .....           | 8766    |
| Pump Seal Kit .....   | 7918    | Stg. Gear Lower Pitman Shaft Seal Kit .....              | 7856    |
| Pump Drive Shaft Seal Kit .....   | 8709    | <b>P40</b>   |         |
| Stg. Gear Complete Rebuilding Kit; 1st Design .....   | 7857    | <b>1972-1966</b>   |         |
| Stg. Gear Complete Rebuilding Kit; 2nd Design .....   | 8524    | <b>GM 6-CYL. 292 ENG.</b>                                |         |
| Stg. Gear Major Seal Kit; 1st Design .....  | 7859    | Pump Seal Kit; W/Saginaw P.S. Pump; ☆B .....             | 8700    |
| Stg. Gear Major Seal Kit; 2nd Design .....  | 8523    | Pump Drive Shaft Seal Kit; W/Saginaw P.S. Pump; ☆B ..... | 8711    |
| Stg. Gear Input Shaft Seal Kit; 1st Design .....  | 7095    | Stg. Gear Major Seal Kit; W/710 Series Gear .....        | 8701    |
| Stg. Gear Input Shaft Seal Kit; 2nd Design .....  | 8525    | Stg. Gear Input Shaft Seal Kit; W/710 Series Gear .....  | 7095    |
| Stg. Gear Complete Pitman Shaft Seal Kit .....  | 8766    | <b>P50</b>   |         |
| Stg. Gear Lower Pitman Shaft Seal Kit .....   | 7856    | <b>1972-1966</b>   |         |
| <b>1979</b>   |         | <b>GM 6-CYL. 292 ENG.</b>                                |         |
| <b>GM 6-CYL. 292 ENG.; GM V-8 350 ENG.; GM V-8 454 ENG.</b>                                 |         | Pump Seal Kit; W/Saginaw P.S. Pump; ☆B .....             | 8700    |
| Pump Complete Rebuilding Kit .....  | 7910    | Pump Drive Shaft Seal Kit; W/Saginaw P.S. Pump; ☆B ..... | 8711    |
| Pump Seal Kit .....   | 7918    | Stg. Gear Major Seal Kit; W/710 Series Gear .....        | 8701    |
| Pump Drive Shaft Seal Kit .....   | 8709    | Stg. Gear Input Shaft Seal Kit; W/710 Series Gear .....  | 7095    |
| Stg. Gear Complete Rebuilding Kit; 1st Design .....   | 7857    | <b>PS40</b>  |         |
| Stg. Gear Complete Rebuilding Kit; 2nd Design .....   | 8524    | <b>1972-1970</b>   |         |
| Stg. Gear Major Seal Kit; 1st Design .....  | 7859    | <b>GM 6-CYL. 250 ENG.</b>                                |         |
| Stg. Gear Major Seal Kit; 2nd Design .....  | 8523    | Pump Seal Kit; W/Saginaw P.S. Pump; ☆B .....             | 8700    |
| Stg. Gear Input Shaft Seal Kit; 1st Design .....  | 7095    | Pump Drive Shaft Seal Kit; W/Saginaw P.S. Pump; ☆B ..... | 8711    |
| Stg. Gear Input Shaft Seal Kit; 2nd Design .....  | 8525    | Stg. Gear Major Seal Kit; W/710 Series Gear .....        | 8701    |
| Stg. Gear Complete Pitman Shaft Seal Kit .....  | 8766    | Stg. Gear Input Shaft Seal Kit; W/710 Series Gear .....  | 7095    |
| Stg. Gear Lower Pitman Shaft Seal Kit .....   | 7856    | <b>1969-1964</b>   |         |
| <b>1978</b>   |         | <b>GM 6-CYL. 230 ENG.; GM 6-CYL. 250 ENG.</b>            |         |
| <b>GM 6-CYL. 292 ENG.; GM V-8 350 ENG.; GM V-8 454 ENG.</b>                                 |         | Pump Seal Kit; W/Saginaw P.S. Pump; ☆B .....             | 8700    |
| Pump Complete Rebuilding Kit .....  | 7910    | Pump Drive Shaft Seal Kit; W/Saginaw P.S. Pump; ☆B ..... | 8711    |
| Pump Seal Kit .....   | 7918    | Stg. Gear Major Seal Kit; W/710 Series Gear .....        | 8701    |
| Pump Drive Shaft Seal Kit .....   | 8709    | Stg. Gear Input Shaft Seal Kit; W/710 Series Gear .....  | 7095    |
| Stg. Gear Complete Rebuilding Kit; 1st Design .....   | 7857    | <b>Q50</b>   |         |
| Stg. Gear Complete Rebuilding Kit; 2nd Design .....   | 8524    | <b>1966-1965</b>   |         |
| Stg. Gear Major Seal Kit; 1st Design .....  | 7859    | <b>GM D351 DIESEL ENG.</b>                               |         |
| Stg. Gear Major Seal Kit; 2nd Design .....  | 8523    | Pump Seal Kit; W/Saginaw P.S. Pump; ☆B .....             | 8700    |
| Stg. Gear Input Shaft Seal Kit; 1st Design .....  | 7095    | Pump Drive Shaft Seal Kit; W/Saginaw P.S. Pump; ☆B ..... | 8711    |
| Stg. Gear Input Shaft Seal Kit; 2nd Design .....  | 8525    | Stg. Gear Major Seal Kit; W/710 Series Gear .....        | 8701    |
| Stg. Gear Complete Pitman Shaft Seal Kit .....  | 8766    | Stg. Gear Input Shaft Seal Kit; W/710 Series Gear .....  | 7095    |
| Stg. Gear Lower Pitman Shaft Seal Kit .....   | 7856    | <b>Q60</b>   |         |
| <b>1977-1973</b>  |         | <b>1966-1965</b>   |         |
| <b>GM V-8 366 ENG.; GM V-8 427 ENG.; GM V-8 454 ENG.</b>                                    |         | <b>GM D478 DIESEL ENG.; GM DH478 DIESEL ENG.</b>         |         |
| Pump Complete Rebuilding Kit .....  | 7910    | Pump Seal Kit; W/Saginaw P.S. Pump; ☆B .....             | 8700    |
| Pump Seal Kit .....   | 7918    | Pump Drive Shaft Seal Kit; W/Saginaw P.S. Pump; ☆B ..... | 8711    |
| Pump Drive Shaft Seal Kit .....   | 8709    | Stg. Gear Major Seal Kit; W/710 Series Gear .....        | 8701    |
| Stg. Gear Complete Rebuilding Kit; 1st Design .....   | 7857    | Stg. Gear Input Shaft Seal Kit; W/710 Series Gear .....  | 7095    |
| Stg. Gear Complete Rebuilding Kit; 2nd Design .....   | 8524    | <b>Q80</b>   |         |
| Stg. Gear Major Seal Kit; 1st Design .....  | 7859    | <b>1965</b>  |         |
| Stg. Gear Major Seal Kit; 2nd Design .....  | 8523    | <b>GM D478 DIESEL ENG.; GM DH478 DIESEL ENG.</b>         |         |
| Stg. Gear Input Shaft Seal Kit; 1st Design .....  | 7095    | Pump Seal Kit; W/Saginaw P.S. Pump; ☆B .....             | 8700    |
| Stg. Gear Input Shaft Seal Kit; 2nd Design .....  | 8525    | Pump Drive Shaft Seal Kit; W/Saginaw P.S. Pump; ☆B ..... | 8711    |
| Stg. Gear Complete Pitman Shaft Seal Kit .....  | 8766    | Stg. Gear Major Seal Kit; W/710 Series Gear .....        | 8701    |
| Stg. Gear Lower Pitman Shaft Seal Kit .....   | 7856    | Stg. Gear Input Shaft Seal Kit; W/710 Series Gear .....  | 7095    |
| <b>1972</b>   |         | <b>Q80</b>   |         |
| <b>GM V-8 366 ENG.</b>  |         | <b>1965</b>  |         |
| Pump Complete Rebuilding Kit .....  | 7910    | <b>GM D478 DIESEL ENG.; GM DH478 DIESEL ENG.</b>         |         |
| Pump Seal Kit .....   | 7918    | Pump Seal Kit; W/Saginaw P.S. Pump; ☆B .....             | 8700    |
| Pump Drive Shaft Seal Kit .....   | 8709    | Pump Drive Shaft Seal Kit; W/Saginaw P.S. Pump; ☆B ..... | 8711    |
| Stg. Gear Complete Rebuilding Kit; 1st Design .....   | 7857    | Stg. Gear Major Seal Kit; W/710 Series Gear .....        | 8701    |
| Stg. Gear Complete Rebuilding Kit; 2nd Design .....   | 8524    | Stg. Gear Input Shaft Seal Kit; W/710 Series Gear .....  | 7095    |
| Stg. Gear Major Seal Kit; 1st Design .....  | 7859    |  |         |
| Stg. Gear Major Seal Kit; 2nd Design .....  | 8523    |  |         |
| Stg. Gear Input Shaft Seal Kit; 1st Design .....  | 7095    |  |         |
| Stg. Gear Input Shaft Seal Kit; 2nd Design .....  | 8525    |  |         |
| Stg. Gear Complete Pitman Shaft Seal Kit .....  | 8766    |  |         |
| Stg. Gear Lower Pitman Shaft Seal Kit .....   | 7856    |  |         |

☆ See Pages A14 - A15 For Pump or Gear Identification.

**SYSTEM PUMP & GEAR IDENT.**

**SYSTEM & COMPONENT IDENT.**

**PASS. CARS**

**LIGHT TRUCKS**

**MEDIUM/HEAVY TRUCKS**

**BUSES**

**HOSE NUMERICAL**

**REPAIR KITS**

**KIT NUMERICAL**

**ILLUSTRATIONS**

# Power Steering Repair Kits for Medium/Heavy-Duty Trucks and Buses

|                                      | Application   | Kit No. | Application   | Kit No. |
|--------------------------------------|---|---------|---|---------|
| <b>SYSTEM PUMP &amp; GEAR IDENT.</b> | <b>CHEVROLET - Continued</b>  |         | <b>CHEVROLET - Continued</b>  |         |
| <b>SYSTEM &amp; COMPONENT IDENT.</b> | <b>T40</b>  |         | <b>T60 - Continued</b>  |         |
| <b>PASS. CARS</b>                    | <b>1972-1969</b>  |         | <b>1978-1976 - Continued</b>  |         |
| <b>LIGHT TRUCKS</b>                  | <b>GM 6-CYL. 292 ENG.</b>   |         | <b>GM V-8 305 ENG.; GM V-8 350 ENG.; GM V-8 366 ENG.; GM V-8 427 ENG.; GM V-8 454 ENG. - Continued</b>                                |         |
| <b>MEDIUM/HEAVY TRUCKS</b>           | Pump Seal Kit; W/Saginaw P.S. Pump; ☆B ..... 8700   |         | Stg. Gear Input Shaft Seal Kit; W/710 Series Gear ..... 7095  |         |
| <b>BUSES</b>                         | Pump Drive Shaft Seal Kit; W/Saginaw P.S. Pump; ☆B ..... 8711   |         |   |         |
| <b>HOSE NUMERICAL</b>                | Stg. Gear Major Seal Kit; W/710 Series Gear ..... 8701  |         |   |         |
| <b>REPAIR KITS</b>                   | Stg. Gear Input Shaft Seal Kit; W/710 Series Gear ..... 7095  |         |   |         |
| <b>KIT NUMERICAL</b>                 | <b>1968</b>   |         | <b>1975</b>   |         |
| <b>ILLUSTRATIONS</b>                 | <b>DETROIT DIESEL 3-53 DIESEL ENG.; GM 6-CYL. 250 ENG.; GM 6-CYL. 292 ENG.</b>  |         | <b>GM D478 DIESEL ENG.; GM DH478 DIESEL ENG.; GM V-8 350 ENG.; GM V-8 366 ENG.; GM V-8 427 ENG.; GM V-8 454 ENG.</b>                  |         |
|                                      | Pump Seal Kit; W/Saginaw P.S. Pump; ☆B ..... 8700   |         | Pump Seal Kit; W/Saginaw P.S. Pump; ☆B ..... 8700   |         |
|                                      | Pump Drive Shaft Seal Kit; W/Saginaw P.S. Pump; ☆B ..... 8711   |         | Pump Drive Shaft Seal Kit; W/Saginaw P.S. Pump; ☆B ..... 8711   |         |
|                                      | Stg. Gear Major Seal Kit; W/710 Series Gear ..... 8701  |         | Stg. Gear Major Seal Kit; W/710 Series Gear ..... 8701  |         |
|                                      | Stg. Gear Input Shaft Seal Kit; W/710 Series Gear ..... 7095  |         | Stg. Gear Input Shaft Seal Kit; W/710 Series Gear ..... 7095  |         |
|                                      | <b>1967-1963</b>  |         | <b>1974</b>   |         |
|                                      | <b>DETROIT DIESEL 3-53 DIESEL ENG.; GM 6-CYL. 230 ENG.; GM 6-CYL. 250 ENG.; GM 6-CYL. 292 ENG.</b>                              |         | <b>GM V-8 350 ENG.; GM V-8 366 ENG.; GM V-8 427 ENG.; GM V-8 454 ENG.</b>   |         |
|                                      | Pump Seal Kit; W/Saginaw P.S. Pump; ☆B ..... 8700   |         | Pump Seal Kit; W/Saginaw P.S. Pump; ☆B ..... 8700   |         |
|                                      | Pump Drive Shaft Seal Kit; W/Saginaw P.S. Pump; ☆B ..... 8711   |         | Pump Drive Shaft Seal Kit; W/Saginaw P.S. Pump; ☆B ..... 8711   |         |
|                                      | Stg. Gear Major Seal Kit; W/710 Series Gear ..... 8701  |         | Stg. Gear Major Seal Kit; W/710 Series Gear ..... 8701  |         |
|                                      | Stg. Gear Input Shaft Seal Kit; W/710 Series Gear ..... 7095  |         | Stg. Gear Input Shaft Seal Kit; W/710 Series Gear ..... 7095  |         |
|                                      | <b>1962</b>   |         | <b>1973</b>   |         |
|                                      | <b>DETROIT DIESEL 3-53 DIESEL ENG.</b>  |         | <b>GM D478 DIESEL ENG.; GM DH478 DIESEL ENG.; GM V-8 307 ENG.; GM V-8 350 ENG.; GM V-8 366 ENG.; GM V-8 427 ENG.; GM V-8 454 ENG.</b> |         |
|                                      | Pump Seal Kit; W/Saginaw P.S. Pump; ☆B ..... 8700   |         | Pump Seal Kit; W/Saginaw P.S. Pump; ☆B ..... 8700   |         |
|                                      | Pump Drive Shaft Seal Kit; W/Saginaw P.S. Pump; ☆B ..... 8711   |         | Pump Drive Shaft Seal Kit; W/Saginaw P.S. Pump; ☆B ..... 8711   |         |
|                                      | Stg. Gear Major Seal Kit; W/710 Series Gear ..... 8701  |         | Stg. Gear Major Seal Kit; W/710 Series Gear ..... 8701  |         |
|                                      | Stg. Gear Input Shaft Seal Kit; W/710 Series Gear ..... 7095  |         | Stg. Gear Input Shaft Seal Kit; W/710 Series Gear ..... 7095  |         |
|                                      | <b>T50</b>  |         | <b>1972</b>   |         |
|                                      | <b>1973</b>   |         | <b>GM 6-CYL. 292 ENG.; GM V-8 307 ENG.; GM V-8 350 ENG.; GM V-8 366 ENG.; GM V-8 427 ENG.; GM V-8 454 ENG.</b>                        |         |
|                                      | <b>GM D478 DIESEL ENG.; GM DH478 DIESEL ENG.; GM V-8 366 ENG.; GM V-8 427 ENG.; GM V-8 454 ENG.</b>                             |         | Pump Seal Kit; W/Saginaw P.S. Pump; ☆B ..... 8700   |         |
|                                      | Pump Seal Kit; W/Saginaw P.S. Pump; ☆B ..... 8700   |         | Pump Drive Shaft Seal Kit; W/Saginaw P.S. Pump; ☆B ..... 8711   |         |
|                                      | Pump Drive Shaft Seal Kit; W/Saginaw P.S. Pump; ☆B ..... 8711   |         | Stg. Gear Major Seal Kit; W/710 Series Gear ..... 8701  |         |
|                                      | Stg. Gear Major Seal Kit; W/710 Series Gear ..... 8701  |         | Stg. Gear Input Shaft Seal Kit; W/710 Series Gear ..... 7095  |         |
|                                      | Stg. Gear Input Shaft Seal Kit; W/710 Series Gear ..... 7095  |         |   |         |
|                                      | <b>1972-1969</b>  |         | <b>1971</b>   |         |
|                                      | <b>GM 6-CYL. 292 ENG.; GM V-8 307 ENG.; GM V-8 350 ENG.; GM V-8 366 ENG.; GM V-8 427 ENG.; GM V-8 454 ENG.</b>                  |         | <b>GM 6-CYL. 292 ENG.; GM V-8 350 ENG.; GM V-8 366 ENG.; GM V-8 427 ENG.; GM V-8 454 ENG.</b>   |         |
|                                      | Pump Seal Kit; W/Saginaw P.S. Pump; ☆B ..... 8700   |         | Pump Seal Kit; W/Saginaw P.S. Pump; ☆B ..... 8700   |         |
|                                      | Pump Drive Shaft Seal Kit; W/Saginaw P.S. Pump; ☆B ..... 8711   |         | Pump Drive Shaft Seal Kit; W/Saginaw P.S. Pump; ☆B ..... 8711   |         |
|                                      | Stg. Gear Major Seal Kit; W/710 Series Gear ..... 8701  |         | Stg. Gear Major Seal Kit; W/710 Series Gear ..... 8701  |         |
|                                      | Stg. Gear Input Shaft Seal Kit; W/710 Series Gear ..... 7095  |         | Stg. Gear Input Shaft Seal Kit; W/710 Series Gear ..... 7095  |         |
|                                      | <b>1968</b>   |         | <b>1970-1969</b>  |         |
|                                      | <b>GM 6-CYL. 292 ENG.; GM V-8 283 ENG.; GM V-8 307 ENG.; GM V-8 327 ENG.; GM V-8 366 ENG.; GM V-8 427 ENG.; GM V-8 454 ENG.</b> |         | <b>GM 6-CYL. 292 ENG.; GM V-8 307 ENG.; GM V-8 350 ENG.; GM V-8 366 ENG.; GM V-8 427 ENG.; GM V-8 454 ENG.</b>                        |         |
|                                      | Pump Seal Kit; W/Saginaw P.S. Pump; ☆B ..... 8700   |         | Pump Seal Kit; W/Saginaw P.S. Pump; ☆B ..... 8700   |         |
|                                      | Pump Drive Shaft Seal Kit; W/Saginaw P.S. Pump; ☆B ..... 8711   |         | Pump Drive Shaft Seal Kit; W/Saginaw P.S. Pump; ☆B ..... 8711   |         |
|                                      | Stg. Gear Major Seal Kit; W/710 Series Gear ..... 8701  |         | Stg. Gear Major Seal Kit; W/710 Series Gear ..... 8701  |         |
|                                      | Stg. Gear Input Shaft Seal Kit; W/710 Series Gear ..... 7095  |         | Stg. Gear Input Shaft Seal Kit; W/710 Series Gear ..... 7095  |         |
|                                      | <b>1967-1966</b>  |         | <b>1968</b>   |         |
|                                      | <b>GM 6-CYL. 292 ENG.; GM V-8 283 ENG.; GM V-8 307 ENG.; GM V-8 327 ENG.; GM V-8 366 ENG.; GM V-8 427 ENG.; GM V-8 454 ENG.</b> |         | <b>GM 6-CYL. 292 ENG.; GM V-8 283 ENG.; GM V-8 307 ENG.; GM V-8 327 ENG.; GM V-8 366 ENG.; GM V-8 427 ENG.; GM V-8 454 ENG.</b>       |         |
|                                      | Pump Seal Kit; W/Saginaw P.S. Pump; ☆B ..... 8700   |         | Pump Seal Kit; W/Saginaw P.S. Pump; ☆B ..... 8700   |         |
|                                      | Pump Drive Shaft Seal Kit; W/Saginaw P.S. Pump; ☆B ..... 8711   |         | Pump Drive Shaft Seal Kit; W/Saginaw P.S. Pump; ☆B ..... 8711   |         |
|                                      | Stg. Gear Major Seal Kit; W/710 Series Gear ..... 8701  |         | Stg. Gear Major Seal Kit; W/710 Series Gear ..... 8701  |         |
|                                      | Stg. Gear Input Shaft Seal Kit; W/710 Series Gear ..... 7095  |         | Stg. Gear Input Shaft Seal Kit; W/710 Series Gear ..... 7095  |         |
|                                      | <b>1965-1963</b>  |         | <b>1967-1966</b>  |         |
|                                      | <b>GM 6-CYL. 292 ENG.; GM V-8 283 ENG.; GM V-8 327 ENG.</b>   |         | <b>GM 6-CYL. 292 ENG.; GM V-8 283 ENG.; GM V-8 307 ENG.; GM V-8 327 ENG.; GM V-8 366 ENG.; GM V-8 427 ENG.; GM V-8 454 ENG.</b>       |         |
|                                      | Pump Seal Kit; W/Saginaw P.S. Pump; ☆B ..... 8700   |         | Pump Seal Kit; W/Saginaw P.S. Pump; ☆B ..... 8700   |         |
|                                      | Pump Drive Shaft Seal Kit; W/Saginaw P.S. Pump; ☆B ..... 8711   |         | Pump Drive Shaft Seal Kit; W/Saginaw P.S. Pump; ☆B ..... 8711   |         |
|                                      | Stg. Gear Major Seal Kit; W/710 Series Gear ..... 8701  |         | Stg. Gear Major Seal Kit; W/710 Series Gear ..... 8701  |         |
|                                      | Stg. Gear Input Shaft Seal Kit; W/710 Series Gear ..... 7095  |         | Stg. Gear Input Shaft Seal Kit; W/710 Series Gear ..... 7095  |         |
|                                      | <b>T60</b>  |         | <b>1965-1963</b>  |         |
|                                      | <b>1978-1976</b>  |         | <b>GM 6-CYL. 292 ENG.; GM V-8 283 ENG.; GM V-8 327 ENG.; GM V-8 348 ENG.; GM V-8 409 ENG.</b>   |         |
|                                      | <b>GM V-8 305 ENG.; GM V-8 350 ENG.; GM V-8 366 ENG.; GM V-8 427 ENG.; GM V-8 454 ENG.</b>                                      |         | Pump Seal Kit; W/Saginaw P.S. Pump; ☆B ..... 8700   |         |
|                                      | Pump Seal Kit; W/Saginaw P.S. Pump; ☆B ..... 8700   |         | Pump Drive Shaft Seal Kit; W/Saginaw P.S. Pump; ☆B ..... 8711   |         |
|                                      | Pump Drive Shaft Seal Kit; W/Saginaw P.S. Pump; ☆B ..... 8711   |         | Stg. Gear Major Seal Kit; W/710 Series Gear ..... 8701  |         |
|                                      | Stg. Gear Major Seal Kit; W/710 Series Gear ..... 8701  |         | Stg. Gear Input Shaft Seal Kit; W/710 Series Gear ..... 7095  |         |
|                                      | Stg. Gear Input Shaft Seal Kit; W/710 Series Gear ..... 7095  |         |   |         |

☆ See Pages A14 - A15 For Pump or Gear Identification.

# Power Steering Repair Kits for Medium/Heavy-Duty Trucks and Buses

| Application   | Kit No. | Application  | Kit No. |
|---|---------|--|---------|
| <b>CHEVROLET - Continued</b>  |         | <b>CHEVROLET - Continued</b>   |         |
| <b>T60 - Continued</b>  |         | <b>TE50</b>  |         |
| <b>1962</b>   |         | <b>1972-1971</b>   |         |
| <b>GM V-8 348 ENG.; GM V-8 409 ENG.</b>   |         | <b>GM V-8 307 ENG.; GM V-8 350 ENG.; GM V-8 366 ENG.; GM V-8 427 ENG.; GM V-8 454 ENG.</b> |         |
| Pump Seal Kit; W/Saginaw P.S. Pump; ☆B .....  | 8700    | Pump Seal Kit; W/Saginaw P.S. Pump; ☆B .....   | 8700    |
| Pump Drive Shaft Seal Kit; W/Saginaw P.S. Pump; ☆B .....  | 8711    | Pump Drive Shaft Seal Kit; W/Saginaw P.S. Pump; ☆B .....                                   | 8711    |
| Stg. Gear Major Seal Kit; W/710 Series Gear .....   | 8701    | Stg. Gear Major Seal Kit; W/710 Series Gear .....  | 8701    |
| Stg. Gear Input Shaft Seal Kit; W/710 Series Gear .....   | 7095    | Stg. Gear Input Shaft Seal Kit; W/710 Series Gear .....                                    | 7095    |
| <b>T65</b>  |         | <b>1970</b>  |         |
| <b>1978-1975</b>  |         | <b>GM V-8 307 ENG.; GM V-8 350 ENG.; GM V-8 427 ENG.; GM V-8 454 ENG.</b>                  |         |
| <b>GM V-8 366 ENG.; GM V-8 427 ENG.; GM V-8 454 ENG.</b>  |         | <b>V-8 454 ENG.</b>  |         |
| Pump Seal Kit; W/Saginaw P.S. Pump; ☆B .....  | 8700    | Pump Seal Kit; W/Saginaw P.S. Pump; ☆B .....   | 8700    |
| Pump Drive Shaft Seal Kit; W/Saginaw P.S. Pump; ☆B .....  | 8711    | Pump Drive Shaft Seal Kit; W/Saginaw P.S. Pump; ☆B .....                                   | 8711    |
| Stg. Gear Major Seal Kit; W/710 Series Gear .....   | 8701    | Stg. Gear Major Seal Kit; W/710 Series Gear .....  | 8701    |
| Stg. Gear Input Shaft Seal Kit; W/710 Series Gear .....   | 7095    | Stg. Gear Input Shaft Seal Kit; W/710 Series Gear .....                                    | 7095    |
| <b>1974</b>   |         | <b>1969</b>  |         |
| <b>GM V-6 305 ENG.; GM V-6 351 ENG.; GM V-6 379 ENG.; GM V-8 366 ENG.; GM V-8 427 ENG.; GM V-8 454 ENG.</b> |         | <b>GM V-8 307 ENG.; GM V-8 350 ENG.</b>  |         |
| Pump Seal Kit; W/Saginaw P.S. Pump; ☆B .....  | 8700    | Pump Seal Kit; W/Saginaw P.S. Pump; ☆B .....   | 8700    |
| Pump Drive Shaft Seal Kit; W/Saginaw P.S. Pump; ☆B .....  | 8711    | Pump Drive Shaft Seal Kit; W/Saginaw P.S. Pump; ☆B .....                                   | 8711    |
| Stg. Gear Major Seal Kit; W/710 Series Gear .....   | 8701    | Stg. Gear Major Seal Kit; W/710 Series Gear .....  | 8701    |
| Stg. Gear Input Shaft Seal Kit; W/710 Series Gear .....   | 7095    | Stg. Gear Input Shaft Seal Kit; W/710 Series Gear .....                                    | 7095    |
| <b>T70</b>  |         | <b>1968</b>  |         |
| <b>1974</b>   |         | <b>GM V-8 283 ENG.; GM V-8 307 ENG.; GM V-8 327 ENG.</b>                                   |         |
| <b>DETROIT DIESEL 6V-53 DIESEL ENG.; GM V-6 401 ENG.; GM V-6 432 ENG.; GM V-6 478 ENG.</b>                  |         | <b>Pump Seal Kit; W/Saginaw P.S. Pump; ☆B .....</b>  |         |
| Pump Seal Kit; W/Saginaw P.S. Pump; ☆B .....  | 8700    | Pump Seal Kit; W/Saginaw P.S. Pump; ☆B .....   | 8700    |
| Pump Drive Shaft Seal Kit; W/Saginaw P.S. Pump; ☆B .....  | 8711    | Pump Drive Shaft Seal Kit; W/Saginaw P.S. Pump; ☆B .....                                   | 8711    |
| Stg. Gear Major Seal Kit; W/710 Series Gear .....   | 8701    | Stg. Gear Major Seal Kit; W/710 Series Gear .....  | 8701    |
| Stg. Gear Input Shaft Seal Kit; W/710 Series Gear .....   | 7095    | Stg. Gear Input Shaft Seal Kit; W/710 Series Gear .....                                    | 7095    |
| <b>1973</b>   |         | <b>1967-1963</b>   |         |
| <b>DETROIT DIESEL 6V-53 DIESEL ENG.; GM V-6 432 ENG.; GM V-6 478 ENG.</b>                                   |         | <b>GM V-8 283 ENG.; GM V-8 327 ENG.</b>  |         |
| Pump Seal Kit; W/Saginaw P.S. Pump; ☆B .....  | 8700    | Pump Seal Kit; W/Saginaw P.S. Pump; ☆B .....   | 8700    |
| Pump Drive Shaft Seal Kit; W/Saginaw P.S. Pump; ☆B .....  | 8711    | Pump Drive Shaft Seal Kit; W/Saginaw P.S. Pump; ☆B .....                                   | 8711    |
| Stg. Gear Major Seal Kit; W/710 Series Gear .....   | 8701    | Stg. Gear Major Seal Kit; W/710 Series Gear .....  | 8701    |
| Stg. Gear Input Shaft Seal Kit; W/710 Series Gear .....   | 7095    | Stg. Gear Input Shaft Seal Kit; W/710 Series Gear .....                                    | 7095    |
| <b>1965-1960</b>  |         | <b>TE60</b>  |         |
| <b>GM V-8 348 ENG.; GM V-8 409 ENG.</b>   |         | <b>1972-1971</b>   |         |
| Pump Seal Kit; W/Saginaw P.S. Pump; ☆B .....  | 8700    | <b>GM V-8 366 ENG.; GM V-8 427 ENG.; GM V-8 454 ENG.</b>                                   |         |
| Pump Drive Shaft Seal Kit; W/Saginaw P.S. Pump; ☆B .....  | 8711    | Pump Seal Kit; W/Saginaw P.S. Pump; ☆B .....   | 8700    |
| Stg. Gear Major Seal Kit; W/710 Series Gear .....   | 8701    | Pump Drive Shaft Seal Kit; W/Saginaw P.S. Pump; ☆B .....                                   | 8711    |
| Stg. Gear Input Shaft Seal Kit; W/710 Series Gear .....   | 7095    | Stg. Gear Major Seal Kit; W/710 Series Gear .....  | 8701    |
| <b>1965-1960</b>  |         | Stg. Gear Input Shaft Seal Kit; W/710 Series Gear .....                                    |         |
| <b>GM V-8 348 ENG.; GM V-8 409 ENG.</b>   |         | 7095   |         |
| Pump Seal Kit; W/Saginaw P.S. Pump; ☆B .....  | 8700    | <b>1970</b>  |         |
| Pump Drive Shaft Seal Kit; W/Saginaw P.S. Pump; ☆B .....  | 8711    | <b>GM V-8 427 ENG.; GM V-8 454 ENG.</b>  |         |
| Stg. Gear Major Seal Kit; W/710 Series Gear .....   | 8701    | Pump Seal Kit; W/Saginaw P.S. Pump; ☆B .....   | 8700    |
| Stg. Gear Input Shaft Seal Kit; W/710 Series Gear .....   | 7095    | Pump Drive Shaft Seal Kit; W/Saginaw P.S. Pump; ☆B .....                                   | 8711    |
| <b>T80</b>  |         | Stg. Gear Major Seal Kit; W/710 Series Gear .....  |         |
| <b>1965-1960</b>  |         | 8701   |         |
| <b>GM V-8 348 ENG.; GM V-8 409 ENG.</b>   |         | Stg. Gear Input Shaft Seal Kit; W/710 Series Gear .....                                    |         |
| Pump Seal Kit; W/Saginaw P.S. Pump; ☆B .....  | 8700    | 7095   |         |
| Pump Drive Shaft Seal Kit; W/Saginaw P.S. Pump; ☆B .....  | 8711    | <b>1966-1963</b>   |         |
| Stg. Gear Major Seal Kit; W/710 Series Gear .....   | 8701    | <b>GM V-8 283 ENG.; GM V-8 327 ENG.</b>  |         |
| Stg. Gear Input Shaft Seal Kit; W/710 Series Gear .....   | 7095    | Pump Seal Kit; W/Saginaw P.S. Pump; ☆B .....   | 8700    |
| <b>TD50</b>   |         | Pump Drive Shaft Seal Kit; W/Saginaw P.S. Pump; ☆B .....                                   |         |
| <b>1969-1967</b>  |         | 8711   |         |
| <b>DETROIT DIESEL 4-53 DIESEL ENG.</b>  |         | Stg. Gear Major Seal Kit; W/710 Series Gear .....  |         |
| Pump Seal Kit; W/Saginaw P.S. Pump; ☆B .....  | 8700    | 8701   |         |
| Pump Drive Shaft Seal Kit; W/Saginaw P.S. Pump; ☆B .....  | 8711    | Stg. Gear Input Shaft Seal Kit; W/710 Series Gear .....                                    |         |
| Stg. Gear Major Seal Kit; W/710 Series Gear .....   | 8701    | 7095   |         |
| Stg. Gear Input Shaft Seal Kit; W/710 Series Gear .....   | 7095    | <b>REPAIR KITS</b>   |         |
| <b>TD60</b>   |         | <b>TE65</b>  |         |
| <b>1969-1967</b>  |         | <b>1972-1966</b>   |         |
| <b>DETROIT DIESEL 4-53 DIESEL ENG.</b>  |         | <b>GM V-8 366 ENG.; GM V-8 427 ENG.; GM V-8 454 ENG.</b>                                   |         |
| Pump Seal Kit; W/Saginaw P.S. Pump; ☆B .....  | 8700    | Pump Seal Kit; W/Saginaw P.S. Pump; ☆B .....   | 8700    |
| Pump Drive Shaft Seal Kit; W/Saginaw P.S. Pump; ☆B .....  | 8711    | Pump Drive Shaft Seal Kit; W/Saginaw P.S. Pump; ☆B .....                                   | 8711    |
| Stg. Gear Major Seal Kit; W/710 Series Gear .....   | 8701    | Stg. Gear Major Seal Kit; W/710 Series Gear .....  | 8701    |
| Stg. Gear Input Shaft Seal Kit; W/710 Series Gear .....   | 7095    | Stg. Gear Input Shaft Seal Kit; W/710 Series Gear .....                                    | 7095    |
| <b>TD60</b>   |         | <b>TG50</b>  |         |
| <b>1969-1967</b>  |         | <b>1972-1967</b>   |         |
| <b>DETROIT DIESEL 4-53 DIESEL ENG.</b>  |         | <b>GM D478 DIESEL ENG.; GM DH478 DIESEL ENG.</b>   |         |
| Pump Seal Kit; W/Saginaw P.S. Pump; ☆B .....  | 8700    | Pump Seal Kit; W/Saginaw P.S. Pump; ☆B .....   | 8700    |
| Pump Drive Shaft Seal Kit; W/Saginaw P.S. Pump; ☆B .....  | 8711    | Pump Drive Shaft Seal Kit; W/Saginaw P.S. Pump; ☆B .....                                   | 8711    |
| Stg. Gear Major Seal Kit; W/710 Series Gear .....   | 8701    | Stg. Gear Major Seal Kit; W/710 Series Gear .....  | 8701    |
| Stg. Gear Input Shaft Seal Kit; W/710 Series Gear .....   | 7095    | Stg. Gear Input Shaft Seal Kit; W/710 Series Gear .....                                    | 7095    |

☆ See Pages A14 - A15 For Pump or Gear Identification.

SYSTEM  
PUMP &  
GEAR  
IDENT.

SYSTEM &  
COM-  
PONENT  
IDENT.

PASS.  
CARS

LIGHT  
TRUCKS

MEDIUM/  
HEAVY  
TRUCKS

BUSES

HOSE  
NUMER-  
ICAL

REPAIR  
KITS

KIT  
NUMER-  
ICAL

ILLUSTRATIONS



# Power Steering Repair Kits for Medium/Heavy-Duty Trucks and Buses

|  | Application  | Kit No.  | Application  | Kit No.  |      |
|--|--|--|--|--|------|
| SYSTEM PUMP & GEAR IDENT.                        | <b>CHEVROLET - Continued</b>                             |  | <b>CHEVROLET - Continued</b>   |  |      |
|  | <b>TG60</b>  |  | <b>V80</b>   |  |      |
|  | <b>1972-1967</b>   |  | <b>1965</b>  |  |      |
|  | <b>GM D478 DIESEL ENG.; GM DH478 DIESEL ENG.</b>         |  | <b>GM D478 DIESEL ENG.; GM DH478 DIESEL ENG.</b>                             |  |      |
|  |  | Pump Seal Kit; W/Saginaw P.S. Pump; ☆B .....             | 8700   | Pump Seal Kit; W/Saginaw P.S. Pump; ☆B .....                                 | 8700 |
|  |  | Pump Drive Shaft Seal Kit; W/Saginaw P.S. Pump; ☆B ..... | 8711   | Pump Drive Shaft Seal Kit; W/Saginaw P.S. Pump; ☆B .....                     | 8711 |
|  |  | Stg. Gear Major Seal Kit; W/710 Series Gear .....        | 8701   | Stg. Gear Major Seal Kit; W/710 Series Gear .....                            | 8701 |
|  |  | Stg. Gear Input Shaft Seal Kit; W/710 Series Gear .....  | 7095   | Stg. Gear Input Shaft Seal Kit; W/710 Series Gear .....                      | 7095 |
|  | <b>TG70</b>  |  | <b>W7</b>  |  |      |
|  | <b>1969-1966</b>   |  | <b>1980</b>  |  |      |
| <b>GM D478 DIESEL ENG.; GM DH478 DIESEL ENG.</b> |  | <b>GM V-8 6.0 L ENG.; GM V-8 7.0 L ENG.</b>              |  |  |      |
|  | Pump Seal Kit; W/Saginaw P.S. Pump; ☆B .....             | 8700   | Pump Seal Kit .....  | 8700   |      |
|  | Pump Drive Shaft Seal Kit; W/Saginaw P.S. Pump; ☆B ..... | 8711   | Pump Drive Shaft Seal Kit .....  | 8711   |      |
|  | Stg. Gear Major Seal Kit; W/710 Series Gear .....        | 8701   | Stg. Gear Major Seal Kit .....   | 8701   |      |
|  | Stg. Gear Input Shaft Seal Kit; W/710 Series Gear .....  | 7095   | Stg. Gear Input Shaft Seal Kit .....   | 7095   |      |
| SYSTEM & COMPONENT IDENT.                        | <b>TJ70</b>  |  | <b>W70</b>   |  |      |
|  | <b>1968-1966</b>   |  | <b>1974-1966</b>   |  |      |
|  | <b>GM D637 DIESEL ENG.; GM DH637 DIESEL ENG.</b>         |  | <b>DETROIT DIESEL 6V-53 DIESEL ENG.</b>                                      |  |      |
|  |  | Pump Seal Kit; W/Saginaw P.S. Pump; ☆B .....             | 8700   | Pump Seal Kit; W/Saginaw P.S. Pump; ☆B .....                                 | 8700 |
|  |  | Pump Drive Shaft Seal Kit; W/Saginaw P.S. Pump; ☆B ..... | 8711   | Pump Drive Shaft Seal Kit; W/Saginaw P.S. Pump; ☆B .....                     | 8711 |
|  |  | Stg. Gear Major Seal Kit; W/710 Series Gear .....        | 8701   | Stg. Gear Major Seal Kit; W/710 Series Gear .....                            | 8701 |
|  |  | Stg. Gear Input Shaft Seal Kit; W/710 Series Gear .....  | 7095   | Stg. Gear Input Shaft Seal Kit; W/710 Series Gear .....                      | 7095 |
|  | <b>TM65</b>  |  | <b>W80</b>   |  |      |
|  | <b>1972-1970</b>   |  | <b>1965-1962</b>   |  |      |
|  | <b>GM V-6 305 ENG.; GM V-6 351 ENG.; GM V-6 379 ENG.</b> |  | <b>DETROIT DIESEL 6V-53 DIESEL ENG.</b>                                      |  |      |
|  | Pump Seal Kit; W/Saginaw P.S. Pump; ☆B .....             | 8700   | Pump Seal Kit; W/Saginaw P.S. Pump; ☆B .....                                 | 8700   |      |
|  | Pump Drive Shaft Seal Kit; W/Saginaw P.S. Pump; ☆B ..... | 8711   | Pump Drive Shaft Seal Kit; W/Saginaw P.S. Pump; ☆B .....                     | 8711   |      |
|  | Stg. Gear Major Seal Kit; W/710 Series Gear .....        | 8701   | Stg. Gear Major Seal Kit; W/710 Series Gear .....                            | 8701   |      |
|  | Stg. Gear Input Shaft Seal Kit; W/710 Series Gear .....  | 7095   | Stg. Gear Input Shaft Seal Kit; W/710 Series Gear .....                      | 7095   |      |
| PASS. CARS                                       | <b>TM70</b>  |  | <b>WM80</b>  |  |      |
|  | <b>1972-1966</b>   |  | <b>1972-1966</b>   |  |      |
|  | <b>GM V-6 401 ENG.; GM V-6 432 ENG.; GM V-6 478 ENG.</b> |  | <b>GM V-6 401 ENG.; GM V-6 432 ENG.; GM V-6 478 ENG.</b>                     |  |      |
|  |  | Pump Seal Kit; W/Saginaw P.S. Pump; ☆B .....             | 8700   | Pump Seal Kit; W/Saginaw P.S. Pump; ☆B .....                                 | 8700 |
|  |  | Pump Drive Shaft Seal Kit; W/Saginaw P.S. Pump; ☆B ..... | 8711   | Pump Drive Shaft Seal Kit; W/Saginaw P.S. Pump; ☆B .....                     | 8711 |
|  |  | Stg. Gear Major Seal Kit; W/710 Series Gear .....        | 8701   | Stg. Gear Major Seal Kit; W/710 Series Gear .....                            | 8701 |
|  |  | Stg. Gear Input Shaft Seal Kit; W/710 Series Gear .....  | 7095   | Stg. Gear Input Shaft Seal Kit; W/710 Series Gear .....                      | 7095 |
|  | <b>TM80</b>  |  | <b>Y80</b>   |  |      |
|  | <b>1972-1966</b>   |  | <b>1966-1962</b>   |  |      |
|  | <b>GM V-6 401 ENG.; GM V-6 432 ENG.; GM V-6 478 ENG.</b> |  | <b>DETROIT DIESEL 6V-53 DIESEL ENG.</b>                                      |  |      |
|  | Pump Seal Kit; W/Saginaw P.S. Pump; ☆B .....             | 8700   | Pump Seal Kit; W/Saginaw P.S. Pump; ☆B .....                                 | 8700   |      |
|  | Pump Drive Shaft Seal Kit; W/Saginaw P.S. Pump; ☆B ..... | 8711   | Pump Drive Shaft Seal Kit; W/Saginaw P.S. Pump; ☆B .....                     | 8711   |      |
|  | Stg. Gear Major Seal Kit; W/710 Series Gear .....        | 8701   | Stg. Gear Major Seal Kit; W/710 Series Gear .....                            | 8701   |      |
|  | Stg. Gear Input Shaft Seal Kit; W/710 Series Gear .....  | 7095   | Stg. Gear Input Shaft Seal Kit; W/710 Series Gear .....                      | 7095   |      |
| LIGHT TRUCKS                                     | <b>TV70</b>  |  | <b>DODGE</b>   |  |      |
|  | <b>1972-1966</b>   |  | <b>C700</b>  |  |      |
|  | <b>DETROIT DIESEL 6V-53 DIESEL ENG.</b>                  |  | <b>1974-1969</b>   |  |      |
|  |  | Pump Seal Kit; W/Saginaw P.S. Pump; ☆B .....             | 8700   | <b>DODGE V-8 361 ENG.; DODGE V-8 413 ENG.</b>                                |      |
|  |  | Pump Drive Shaft Seal Kit; W/Saginaw P.S. Pump; ☆B ..... | 8711   | Pump Complete Rebuilding Kit; W/Saginaw P.S. Pump; W/7000 Lb. Axle; ☆B ..... | 7910 |
|  |  | Stg. Gear Major Seal Kit; W/710 Series Gear .....        | 8701   | Pump Seal Kit; W/Saginaw P.S. Pump; W/7000 Lb. Axle; ☆B .....                | 7918 |
|  |  | Stg. Gear Input Shaft Seal Kit; W/710 Series Gear .....  | 7095   | Pump Seal Kit; W/Chrysler P.S. Pump; ☆D .....                                | 7898 |
|  | <b>U80</b>   |  | <b>C800</b>  |  |      |
|  | <b>1966-1962</b>   |  | <b>1974-1969</b>   |  |      |
|  | <b>DETROIT DIESEL 6V-53 DIESEL ENG.</b>                  |  | <b>DODGE V-8 361 ENG.; DODGE V-8 413 ENG.</b>                                |  |      |
|  | Pump Seal Kit; W/Saginaw P.S. Pump; ☆B .....             | 8700   | Pump Complete Rebuilding Kit; W/Saginaw P.S. Pump; W/7000 Lb. Axle; ☆B ..... | 7910   |      |
|  | Pump Drive Shaft Seal Kit; W/Saginaw P.S. Pump; ☆B ..... | 8711   | Pump Seal Kit; W/Saginaw P.S. Pump; W/7000 Lb. Axle; ☆B .....                | 7918   |      |
|  | Stg. Gear Major Seal Kit; W/710 Series Gear .....        | 8701   | Pump Seal Kit; W/Chrysler P.S. Pump; ☆D .....                                | 7898   |      |
|  | Stg. Gear Input Shaft Seal Kit; W/710 Series Gear .....  | 7095   | Pump Drive Shaft Seal Kit; W/Saginaw P.S. Pump; W/7000 Lb. Axle; ☆B .....    | 8709   |      |
| MEDIUM/HEAVY TRUCKS                              | <b>V60</b>   |  | <b>REPAIR KITS</b>   |  |      |
|  | <b>1966-1965</b>   |  | <b>U80</b>   |  |      |
|  | <b>GM D478 DIESEL ENG.; GM DH478 DIESEL ENG.</b>         |  | <b>1966-1962</b>   |  |      |
|  |  | Pump Seal Kit; W/Saginaw P.S. Pump; ☆B .....             | 8700   | <b>DETROIT DIESEL 6V-53 DIESEL ENG.</b>                                      |      |
|  |  | Pump Drive Shaft Seal Kit; W/Saginaw P.S. Pump; ☆B ..... | 8711   | Pump Seal Kit; W/Saginaw P.S. Pump; ☆B .....                                 | 8700 |
|  |  | Stg. Gear Major Seal Kit; W/710 Series Gear .....        | 8701   | Pump Drive Shaft Seal Kit; W/Saginaw P.S. Pump; ☆B .....                     | 8711 |
|  |  | Stg. Gear Input Shaft Seal Kit; W/710 Series Gear .....  | 7095   | Stg. Gear Major Seal Kit; W/710 Series Gear .....                            | 8701 |
|  | <b>ILLUSTRATIONS</b>                                     |  | <b>KIT NUMERICAL</b>   |  |      |

☆ See Pages A14 - A15 For Pump or Gear Identification.

# Power Steering Repair Kits for Medium/Heavy-Duty Trucks and Buses

| Application  | Kit No. | Application   | Kit No. |
|--|---------|---|---------|
| <b>DODGE - Continued</b>   |         | <b>DODGE - Continued</b>  |         |
| <b>C850</b>  |         | <b>D600 - Continued</b>   |         |
| <b>1974-1969</b>   |         | <b>1974 - Continued</b>   |         |
| <b>DODGE V-8 361 ENG.; DODGE V-8 413 ENG.</b>  |         | <b>DODGE V-8 318 ENG.; DODGE V-8 360 ENG.; DODGE V-8 361 ENG.; DODGE V-8 413 ENG. - Continued</b>                       |         |
| Pump Complete Rebuilding Kit; W/Saginaw P.S. Pump; W/7000 Lb. Axle; ☆B .....                                 | 7910    | Pump Drive Shaft Seal Kit; W/4000, 5000 Lb. Axle .....  | 8709    |
| Pump Seal Kit; W/Saginaw P.S. Pump; W/7000 Lb. Axle; ☆B .....  | 7918    |   |         |
| Pump Seal Kit; W/Chrysler P.S. Pump; ☆D .....  | 7898    |   |         |
| Pump Drive Shaft Seal Kit; W/Saginaw P.S. Pump; W/7000 Lb. Axle; ☆B .....                                    | 8709    |   |         |
| <b>C900</b>  |         | <b>1973-1969</b>  |         |
| <b>1974-1969</b>   |         | <b>DODGE V-8 318 ENG.; DODGE V-8 361 ENG.; DODGE V-8 413 ENG.</b>   |         |
| <b>DODGE V-8 361 ENG.; DODGE V-8 413 ENG.</b>  |         | Pump Complete Rebuilding Kit; W/4000, 5000 Lb. Axle .....   |         |
| Pump Complete Rebuilding Kit; W/Saginaw P.S. Pump; W/7000 Lb. Axle; ☆B .....                                 | 7910    | Pump Seal Kit; W/4000, 5000 Lb. Axle .....  | 7918    |
| Pump Seal Kit; W/Saginaw P.S. Pump; W/7000 Lb. Axle; ☆B .....  | 7918    | Pump Drive Shaft Seal Kit; W/4000, 5000 Lb. Axle .....  | 8709    |
| Pump Seal Kit; W/Chrysler P.S. Pump; ☆D .....  | 7898    |   |         |
| Pump Drive Shaft Seal Kit; W/Saginaw P.S. Pump; W/7000 Lb. Axle; ☆B .....                                    | 8709    |   |         |
| <b>C1000</b>   |         | <b>D700</b>   |         |
| <b>1974-1969</b>   |         | <b>1974</b>   |         |
| <b>DODGE V-8 361 ENG.; DODGE V-8 413 ENG.</b>  |         | <b>DODGE V-8 360 ENG.; DODGE V-8 361 ENG.; DODGE V-8 413 ENG.</b>   |         |
| Pump Seal Kit; W/Chrysler P.S. Pump; ☆D .....  | 7898    | Pump Complete Rebuilding Kit; W/4000, 5000 Lb. Axle .....   | 7910    |
|  |         | Pump Seal Kit; W/4000, 5000 Lb. Axle .....  | 7918    |
|  |         | Pump Drive Shaft Seal Kit; W/4000, 5000 Lb. Axle .....  | 8709    |
| <b>CT700</b>   |         | <b>1973-1969</b>  |         |
| <b>1974-1969</b>   |         | <b>DODGE V-8 361 ENG.; DODGE V-8 413 ENG.</b>   |         |
| <b>DODGE V-8 361 ENG.; DODGE V-8 413 ENG.</b>  |         | Pump Complete Rebuilding Kit; W/4000, 5000 Lb. Axle .....   |         |
| Pump Seal Kit; W/Chrysler P.S. Pump; ☆D .....  | 7898    | Pump Seal Kit; W/4000, 5000 Lb. Axle .....  | 7918    |
|  |         | Pump Drive Shaft Seal Kit; W/4000, 5000 Lb. Axle .....  | 8709    |
| <b>D400</b>  |         | <b>FORD</b>   |         |
| <b>1981-1980</b>   |         | <b>B500</b>   |         |
| <b>DODGE V-8 5.9 L ENG.</b>  |         | <b>1979</b>   |         |
| Pump Complete Rebuilding Kit .....   | 7910    | <b>FORD 6-CYL. 240 ENG.; FORD 6-CYL. 300 ENG.</b>   |         |
| Pump Seal Kit .....  | 7918    | Pump Seal Kit .....   | 7168    |
| Pump Drive Shaft Seal Kit .....  | 8709    | Pump Drive Shaft Seal Kit .....   | 8713    |
| <b>1974-1969</b>   |         | <b>1978-1973</b>  |         |
| <b>DODGE V-8 361 ENG.; DODGE V-8 413 ENG.</b>  |         | <b>FORD 6-CYL. 240 ENG.; FORD 6-CYL. 300 ENG.</b>   |         |
| Pump Complete Rebuilding Kit; W/Saginaw P.S. Pump; W/7000 Lb. Axle; ☆B .....                                 | 7910    | Pump Seal Kit .....   | 7168    |
| Pump Seal Kit; W/Saginaw P.S. Pump; W/7000 Lb. Axle; ☆B .....  | 7918    | Pump Drive Shaft Seal Kit .....   | 8713    |
| Pump Drive Shaft Seal Kit; W/Saginaw P.S. Pump; W/7000 Lb. Axle; ☆B .....                                    | 8709    |   |         |
| <b>D450</b>  |         | <b>FORD V-8 330 ENG.; FORD V-8 359 ENG.; FORD V-8 361 ENG.; FORD V-8 389 ENG.; FORD V-8 391 ENG.</b>                    |         |
| <b>1981-1980</b>   |         | Pump Seal Kit .....   |         |
| <b>DODGE V-8 5.9 L ENG.</b>  |         | 8705  |         |
| Pump Complete Rebuilding Kit .....   | 7910    | Stg. Gear Major Seal Kit .....  |         |
| Pump Seal Kit .....  | 7918    | 8703  |         |
| Pump Drive Shaft Seal Kit .....  | 8709    |   |         |
| <b>D500</b>  |         | <b>1966-1965</b>  |         |
| <b>1974</b>  |         | <b>FORD 6-CYL. 240 ENG.; FORD 6-CYL. 300 ENG.</b>   |         |
| <b>DODGE 6-CYL. 225 ENG.; DODGE V-8 318 ENG.; DODGE V-8 360 ENG.; DODGE V-8 361 ENG.; DODGE V-8 413 ENG.</b> |         | Pump Seal Kit .....   |         |
| Pump Complete Rebuilding Kit; W/4000, 5000 Lb. Axle .....  | 7910    | 7168  |         |
| Pump Seal Kit; W/4000, 5000 Lb. Axle .....   | 7918    | Pump Drive Shaft Seal Kit .....   |         |
| Pump Drive Shaft Seal Kit; W/4000, 5000 Lb. Axle .....   | 8709    | 8713  |         |
| <b>1973-1969</b>   |         | <b>FORD V-8 330 ENG.; FORD V-8 359 ENG.; FORD V-8 361 ENG.; FORD V-8 389 ENG.; FORD V-8 391 ENG.</b>                    |         |
| <b>DODGE 6-CYL. 225 ENG.; DODGE V-8 318 ENG.; DODGE V-8 361 ENG.; DODGE V-8 413 ENG.</b>                     |         | Pump Seal Kit .....   |         |
| Pump Complete Rebuilding Kit; W/4000, 5000 Lb. Axle .....  | 7910    | 8705  |         |
| Pump Seal Kit; W/4000, 5000 Lb. Axle .....   | 7918    | Stg. Gear Major Seal Kit .....  |         |
| Pump Drive Shaft Seal Kit; W/4000, 5000 Lb. Axle .....   | 8709    | 8703  |         |
| <b>D600</b>  |         | <b>1964</b>   |         |
| <b>1974</b>  |         | <b>FORD 6-CYL. 223 ENG.; FORD 6-CYL. 262 ENG.</b>   |         |
| <b>DODGE V-8 318 ENG.; DODGE V-8 360 ENG.; DODGE V-8 361 ENG.; DODGE V-8 413 ENG.</b>                        |         | Pump Seal Kit .....   |         |
| Pump Complete Rebuilding Kit; W/4000, 5000 Lb. Axle .....  | 7910    | 7168  |         |
| Pump Seal Kit; W/4000, 5000 Lb. Axle .....   | 7918    | Pump Drive Shaft Seal Kit .....   |         |
|  |         | 8713  |         |
|  |         | <b>FORD V-8 292 ENG.; FORD V-8 330 ENG.; FORD V-8 359 ENG.; FORD V-8 361 ENG.; FORD V-8 389 ENG.; FORD V-8 391 ENG.</b> |         |
|  |         | Pump Seal Kit .....   |         |
|  |         | 8705  |         |
|  |         | <b>1963-1961</b>  |         |
|  |         | <b>FORD 6-CYL. 223 ENG.; FORD 6-CYL. 262 ENG.</b>   |         |
|  |         | Pump Seal Kit .....   |         |
|  |         | 7168  |         |
|  |         | Pump Drive Shaft Seal Kit .....   |         |
|  |         | 8713  |         |
|  |         | <b>FORD V-8 292 ENG.</b>  |         |
|  |         | Pump Seal Kit .....   |         |
|  |         | 8705  |         |

SYSTEM  
PUMP &  
GEAR  
IDENT.

SYSTEM &  
COM-  
PONENT  
IDENT.

PASS.  
CARS

LIGHT  
TRUCKS

MEDIUM/  
HEAVY  
TRUCKS

BUSES

HOSE  
NUMER-  
ICAL

REPAIR  
KITS

KIT  
NUMER-  
ICAL

ILLUST-  
RATIONS

☆ See Pages A14 - A15 For Pump or Gear Identification.

# Power Steering Repair Kits for Medium/Heavy-Duty Trucks and Buses

|  | Application  | Kit No.  | Application   | Kit No. |
|--|--|--|---|---------|
| SYSTEM PUMP & GEAR IDENT.  | <b>FORD - Continued</b>  |  | <b>FORD - Continued</b>   |         |
|  | <b>B500 - Continued</b>  |  | <b>B600 - Continued</b>   |         |
|  | <b>1960-1959</b>   |  | <b>1966-1965 - Continued</b>  |         |
|  | <b>FORD 6-CYL. 223 ENG.</b>                                      |  | <b>FORD V-8 330 ENG.; FORD V-8 359 ENG.; FORD V-8 361 ENG.; FORD V-8 389 ENG.; FORD V-8 391 ENG.</b>                    |         |
|  | Pump Seal Kit.....   | 7168   | Pump Seal Kit.....  | 8705    |
|  | Pump Drive Shaft Seal Kit.....                                   | 8713   |   |         |
|  | <b>FORD V-8 292 ENG.</b>   |  | <b>1964</b>   |         |
|  | Pump Seal Kit.....   | 8705   | <b>FORD 6-CYL. 223 ENG.; FORD 6-CYL. 262 ENG.</b>   |         |
|  |  |  | Pump Seal Kit.....  | 7168    |
|  |  |  | Pump Drive Shaft Seal Kit.....  | 8713    |
| SYSTEM & COMPONENT IDENT.  | <b>1958</b>  |  | <b>FORD V-8 292 ENG.; FORD V-8 330 ENG.; FORD V-8 359 ENG.; FORD V-8 361 ENG.; FORD V-8 389 ENG.; FORD V-8 391 ENG.</b> |         |
|  | <b>FORD 6-CYL. 223 ENG.</b>                                      |  | Pump Seal Kit.....  |         |
|  | Pump Seal Kit.....   | 7168   | 8705  |         |
|  | Pump Drive Shaft Seal Kit.....                                   | 8713   |   |         |
|  | <b>FORD V-8 272 ENG.</b>   |  | <b>1963-1961</b>  |         |
|  | Pump Seal Kit.....   | 8705   | <b>FORD 6-CYL. 223 ENG.; FORD 6-CYL. 262 ENG.</b>   |         |
|  | <b>B600</b>  |  | Pump Seal Kit.....  |         |
|  | <b>1986-1985</b>   |  | Pump Drive Shaft Seal Kit.....  |         |
|  | <b>DETROIT DIESEL V-8 8.2 L DIESEL ENG.; FORD V-8 6.1 L ENG.</b> |  | 7168  |         |
|  | Pump Complete Rebuilding Kit; W/Separate Brake Booster Pump..... | 7910   | 8713  |         |
| Pump Seal Kit; W/Eaton P.S. Pump; ☆A.....  | 8702   |  |   |         |
| Pump Seal Kit; W/Separate Brake Booster Pump.....  | 7918   | <b>FORD V-8 292 ENG.</b>   |   |         |
| Pump Drive Shaft Seal Kit; W/Separate Brake Booster Pump.....  | 8709   | Pump Seal Kit.....   |   |         |
| Stg. Gear Major Seal Kit; W/Casting No. HFB52.....   | 8706   | 8705   |   |         |
| Stg. Gear Major Seal Kit; W/Casting No. HFB64.....   | 8707   |  |   |         |
| PASS. CARS   | <b>1984-1980</b>   |  | <b>1960-1959</b>  |         |
|  | <b>DETROIT DIESEL V-8 8.2 L DIESEL ENG.; FORD V-8 6.1 L ENG.</b> |  | <b>FORD 6-CYL. 223 ENG.</b>   |         |
|  | Pump Complete Rebuilding Kit; W/Separate Brake Booster Pump..... | 7910   | Pump Seal Kit.....  |         |
|  | Pump Seal Kit; W/Eaton P.S. Pump; ☆A.....                        | 8702   | Pump Drive Shaft Seal Kit.....  |         |
|  | Pump Seal Kit; W/Separate Brake Booster Pump.....                | 7918   | 7168  |         |
|  | Pump Drive Shaft Seal Kit; W/Separate Brake Booster Pump.....    | 8709   | 8713  |         |
|  | Stg. Gear Major Seal Kit; W/Casting No. HFB52.....               | 8706   |   |         |
|  | Stg. Gear Major Seal Kit; W/Casting No. HFB64.....               | 8707   | <b>FORD V-8 292 ENG.</b>  |         |
|  | <b>1979</b>  |  | Pump Seal Kit.....  |         |
|  | <b>FORD 6-CYL. 240 ENG.; FORD 6-CYL. 300 ENG.</b>                |  | 8705  |         |
| Pump Seal Kit.....   | 7168   |  |   |         |
| Pump Drive Shaft Seal Kit.....   | 8713   | <b>1960-1959</b>   |   |         |
| Stg. Gear Major Seal Kit.....  | 8703   | <b>FORD 6-CYL. 223 ENG.</b>                                      |   |         |
| <b>FORD V-8 370 ENG.; FORD V-8 429 ENG.</b>  |  | Pump Seal Kit.....   |   |         |
| Pump Seal Kit.....   | 8705   | Pump Drive Shaft Seal Kit.....                                   |   |         |
| Stg. Gear Major Seal Kit.....  | 8703   | 7168   |   |         |
| <b>1978</b>  |  | 8713   |   |         |
| <b>FORD 6-CYL. 240 ENG.; FORD 6-CYL. 300 ENG.</b>  |  | 8705   |   |         |
| Pump Seal Kit.....   | 7168   |  |   |         |
| Pump Drive Shaft Seal Kit.....   | 8713   | <b>1958</b>  |   |         |
| Stg. Gear Major Seal Kit.....  | 8703   | <b>FORD 6-CYL. 223 ENG.</b>                                      |   |         |
| <b>FORD V-8 330 ENG.; FORD V-8 359 ENG.; FORD V-8 361 ENG.; FORD V-8 389 ENG.; FORD V-8 391 ENG.</b> |  | Pump Seal Kit.....   |   |         |
| Pump Seal Kit.....   | 8705   | Pump Drive Shaft Seal Kit.....                                   |   |         |
| Stg. Gear Major Seal Kit.....  | 8703   | 7168   |   |         |
| <b>1977-1973</b>   |  | 8713   |   |         |
| <b>FORD 6-CYL. 240 ENG.; FORD 6-CYL. 300 ENG.</b>  |  | 8705   |   |         |
| Pump Seal Kit.....   | 8705   |  |   |         |
| Pump Drive Shaft Seal Kit.....   | 8713   | <b>1981-1980</b>   |   |         |
| Stg. Gear Major Seal Kit.....  | 8703   | <b>DETROIT DIESEL V-8 8.2 L DIESEL ENG.; FORD V-8 6.1 L ENG.</b> |   |         |
| <b>FORD V-8 330 ENG.; FORD V-8 359 ENG.; FORD V-8 361 ENG.; FORD V-8 389 ENG.; FORD V-8 391 ENG.</b> |  | Pump Complete Rebuilding Kit; W/Separate Brake Booster Pump..... |   |         |
| Pump Seal Kit.....   | 8705   | Pump Seal Kit; W/Eaton P.S. Pump; ☆A.....                        |   |         |
| Stg. Gear Major Seal Kit.....  | 8703   | Pump Seal Kit; W/Separate Brake Booster Pump.....                |   |         |
| <b>1972-1967</b>   |  | Pump Drive Shaft Seal Kit; W/Separate Brake Booster Pump.....    |   |         |
| <b>FORD 6-CYL. 240 ENG.; FORD 6-CYL. 300 ENG.</b>  |  | Stg. Gear Major Seal Kit; W/Casting No. HFB52.....               |   |         |
| Pump Seal Kit.....   | 7168   | Stg. Gear Major Seal Kit; W/Casting No. HFB64.....               |   |         |
| Pump Drive Shaft Seal Kit.....   | 8713   | 8707   |   |         |
| Stg. Gear Major Seal Kit.....  | 8703   |  |   |         |
| <b>FORD V-8 330 ENG.; FORD V-8 359 ENG.; FORD V-8 361 ENG.; FORD V-8 389 ENG.; FORD V-8 391 ENG.</b> |  | <b>1979</b>  |   |         |
| Pump Seal Kit.....   | 8705   | <b>FORD V-8 370 ENG.; FORD V-8 429 ENG.</b>                      |   |         |
| Stg. Gear Major Seal Kit.....  | 8703   | Pump Seal Kit.....   |   |         |
| <b>1966-1965</b>   |  | Stg. Gear Major Seal Kit.....                                    |   |         |
| <b>FORD 6-CYL. 240 ENG.; FORD 6-CYL. 300 ENG.</b>  |  | 8705   |   |         |
| Pump Seal Kit.....   | 7168   |  |   |         |
| Pump Drive Shaft Seal Kit.....   | 8713   | <b>1978-1977</b>   |   |         |

☆ See Pages A14 - A15 For Pump or Gear Identification.

# Power Steering Repair Kits for Medium/Heavy-Duty Trucks and Buses

| Application  | Kit No. | Application  | Kit No. |
|--|---------|--|---------|
| <b>FORD - Continued</b>  |         | <b>FORD - Continued</b>  |         |
| <b>B700 - Continued</b>  |         | <b>B7000 - Continued</b>   |         |
| <b>1976</b>  |         | <b>1979-1976</b>   |         |
| FORD V-8 330 ENG.; FORD V-8 359 ENG.; FORD V-8 361 ENG.; FORD V-8 391 ENG.                                       |         | CATERPILLAR 3208 DIESEL ENG.   |         |
| Pump Seal Kit.....   | 8705    | Stg. Gear Major Seal Kit.....  | 8703    |
| Stg. Gear Major Seal Kit.....  | 8703    | <b>1975</b>  |         |
| <b>FORD V-8 389 ENG.</b>   |         | CATERPILLAR 3208 DIESEL ENG.; CATERPILLAR V150 DIESEL ENG.; CATERPILLAR V175 DIESEL ENG.; CATERPILLAR V190 DIESEL ENG.; CATERPILLAR V290 DIESEL ENG. |         |
| Stg. Gear Major Seal Kit.....  | 8703    | Stg. Gear Major Seal Kit.....  | 8703    |
| <b>1975-1967</b>   |         | <b>1974-1973</b>   |         |
| FORD V-8 330 ENG.; FORD V-8 359 ENG.; FORD V-8 361 ENG.; FORD V-8 389 ENG.; FORD V-8 391 ENG.                    |         | CATERPILLAR V150 DIESEL ENG.; CATERPILLAR V175 DIESEL ENG.; CATERPILLAR V190 DIESEL ENG.; CATERPILLAR V290 DIESEL ENG.                               |         |
| Pump Seal Kit.....   | 8705    | Stg. Gear Major Seal Kit.....  | 8703    |
| Stg. Gear Major Seal Kit.....  | 8703    | <b>C500</b>  |         |
| <b>1966-1965</b>   |         | <b>1979</b>  |         |
| FORD V-8 330 ENG.; FORD V-8 359 ENG.; FORD V-8 361 ENG.; FORD V-8 389 ENG.; FORD V-8 391 ENG.                    |         | FORD 6-CYL. 240 ENG.; FORD 6-CYL. 300 ENG.   |         |
| Pump Seal Kit.....   | 8705    | Pump Seal Kit.....   | 7168    |
| <b>1964</b>  |         | Pump Drive Shaft Seal Kit.....   | 8713    |
| FORD V-8 292 ENG.; FORD V-8 330 ENG.; FORD V-8 359 ENG.; FORD V-8 361 ENG.; FORD V-8 389 ENG.; FORD V-8 391 ENG. |         | Stg. Gear Major Seal Kit; W/Ross Stg. Gear; W/Casting No. HF54; ☆J   | 8703    |
| Pump Seal Kit.....   | 8705    | Ross Stg. Gear; W/Casting No. HF64.....  | 8704    |
| <b>1963-1959</b>   |         | Ross Stg. Gear; W/Casting No. HFB52.....   | 8706    |
| FORD V-8 292 ENG.  |         | Ross Stg. Gear; W/Casting No. HFB64.....   | 8707    |
| Pump Seal Kit.....   | 8705    | <b>1978-1971</b>   |         |
| <b>1958</b>  |         | FORD 6-CYL. 240 ENG.; FORD 6-CYL. 300 ENG.   |         |
| FORD V-8 272 ENG.  |         | Pump Seal Kit.....   | 7168    |
| Pump Seal Kit.....   | 8705    | Pump Drive Shaft Seal Kit.....   | 8713    |
| <b>B750</b>  |         | Stg. Gear Major Seal Kit; W/Ross Stg. Gear; W/Casting No. HF54; ☆J   | 8703    |
| <b>1978-1973</b>   |         | Ross Stg. Gear; W/Casting No. HF64.....  | 8704    |
| FORD V-8 330 ENG.; FORD V-8 359 ENG.; FORD V-8 361 ENG.; FORD V-8 389 ENG.; FORD V-8 391 ENG.                    |         | Ross Stg. Gear; W/Casting No. HFB52.....   | 8706    |
| Pump Seal Kit.....   | 8705    | Ross Stg. Gear; W/Casting No. HFB64.....   | 8707    |
| <b>1972-1967</b>   |         | FORD V-8 330 ENG.; FORD V-8 359 ENG.; FORD V-8 361 ENG.; FORD V-8 389 ENG.; FORD V-8 391 ENG.  |         |
| FORD V-8 330 ENG.; FORD V-8 359 ENG.; FORD V-8 361 ENG.; FORD V-8 389 ENG.; FORD V-8 391 ENG.                    |         | Pump Seal Kit.....   | 8705    |
| Pump Seal Kit.....   | 8705    | Stg. Gear Major Seal Kit; W/Ross Stg. Gear; W/Casting No. HF54; ☆J   | 8703    |
| <b>1966-1964</b>   |         | Ross Stg. Gear; W/Casting No. HF64.....  | 8704    |
| FORD V-8 330 ENG.; FORD V-8 359 ENG.; FORD V-8 361 ENG.; FORD V-8 389 ENG.; FORD V-8 391 ENG.                    |         | Ross Stg. Gear; W/Casting No. HFB52.....   | 8706    |
| Pump Seal Kit.....   | 8705    | Ross Stg. Gear; W/Casting No. HFB64.....   | 8707    |
| <b>1963-1958</b>   |         | <b>C550</b>  |         |
| FORD V-8 302 ENG.; FORD V-8 332 ENG.   |         | <b>1979</b>  |         |
| Pump Seal Kit.....   | 8705    | FORD 6-CYL. 240 ENG.; FORD 6-CYL. 300 ENG.   |         |
| <b>B6000</b>   |         | Pump Seal Kit.....   | 7168    |
| <b>1975-1973</b>   |         | Pump Drive Shaft Seal Kit.....   | 8713    |
| CATERPILLAR V150 DIESEL ENG.; CATERPILLAR V175 DIESEL ENG.   |         | Stg. Gear Major Seal Kit; W/Ross Stg. Gear; W/Casting No. HF54; ☆J   | 8703    |
| Stg. Gear Major Seal Kit.....  | 8703    | Ross Stg. Gear; W/Casting No. HF64.....  | 8704    |
| <b>B7000</b>   |         | Ross Stg. Gear; W/Casting No. HFB52.....   | 8706    |
| <b>1986-1985</b>   |         | Ross Stg. Gear; W/Casting No. HFB64.....   | 8707    |
| CATERPILLAR 3208 DIESEL ENG.   |         | <b>1978-1971</b>   |         |
| Pump Complete Rebuilding Kit; W/Separate Brake Booster Pump.....   | 7910    | FORD 6-CYL. 240 ENG.; FORD 6-CYL. 300 ENG.   |         |
| Pump Seal Kit; W/Eaton P.S. Pump; ☆A.....  | 8702    | Pump Seal Kit.....   | 7168    |
| Pump Seal Kit; W/Separate Brake Booster Pump.....  | 7918    | Pump Drive Shaft Seal Kit.....   | 8713    |
| Pump Drive Shaft Seal Kit; W/Separate Brake Booster Pump.....  | 8709    | Stg. Gear Major Seal Kit; W/Ross Stg. Gear; W/Casting No. HF54; ☆J   | 8703    |
| Stg. Gear Major Seal Kit; W/Casting No. HFB52.....   | 8706    | Ross Stg. Gear; W/Casting No. HF64.....  | 8704    |
| Stg. Gear Major Seal Kit; W/Casting No. HFB64.....   | 8707    | Ross Stg. Gear; W/Casting No. HFB52.....   | 8706    |
| <b>1984-1983</b>   |         | Ross Stg. Gear; W/Casting No. HFB64.....   | 8707    |
| CATERPILLAR 3208 DIESEL ENG.   |         | FORD V-8 330 ENG.; FORD V-8 359 ENG.; FORD V-8 361 ENG.; FORD V-8 389 ENG.; FORD V-8 391 ENG.  |         |
| Pump Complete Rebuilding Kit; W/Separate Brake Booster Pump.....   | 7910    | Pump Seal Kit.....   | 8705    |
| Pump Seal Kit; W/Eaton P.S. Pump; ☆A.....  | 8702    | Stg. Gear Major Seal Kit; W/Ross Stg. Gear; W/Casting No. HF54; ☆J   | 8703    |
| Pump Seal Kit; W/Separate Brake Booster Pump.....  | 7918    | Ross Stg. Gear; W/Casting No. HF64.....  | 8704    |
| Pump Drive Shaft Seal Kit; W/Separate Brake Booster Pump.....  | 8709    | Ross Stg. Gear; W/Casting No. HFB52.....   | 8706    |
| Stg. Gear Major Seal Kit; W/Casting No. HFB52.....   | 8706    | Ross Stg. Gear; W/Casting No. HFB64.....   | 8707    |
| Stg. Gear Major Seal Kit; W/Casting No. HFB64.....   | 8707    | <b>C600</b>  |         |
| <b>1986-1984</b>   |         | <b>1986-1984</b>   |         |
| DETROIT DIESEL V-8 8.2 L DIESEL ENG.; FORD V-8 6.1 L ENG.  |         | DETROIT DIESEL V-8 8.2 L DIESEL ENG.; FORD V-8 6.1 L ENG.  |         |
| Pump Complete Rebuilding Kit; W/Separate Brake Booster Pump.....   | 7910    | Pump Complete Rebuilding Kit; W/Separate Brake Booster Pump.....   | 7910    |
| Pump Seal Kit; W/Eaton Model B Pump; ☆E.....   | 8702    | Pump Seal Kit; W/Eaton Model B Pump; ☆E.....   | 8702    |
| Pump Seal Kit; W/Eaton Model U Pump.....   | 8705    | Pump Seal Kit; W/Eaton Model U Pump.....   | 8705    |
| Pump Seal Kit; W/TRW P.S. Pump.....  | 7898    | Pump Seal Kit; W/TRW P.S. Pump.....  | 7898    |
| Pump Seal Kit; W/Separate Brake Booster Pump.....  | 7918    | Pump Seal Kit; W/Separate Brake Booster Pump.....  | 7918    |

SYSTEM  
PUMP &  
GEAR  
IDENT.

SYSTEM &  
COM-  
PONENT  
IDENT.

PASS.  
CARS

LIGHT  
TRUCKS

MEDIUM/  
HEAVY  
TRUCKS

BUSES

HOSE  
NUMER-  
ICAL

REPAIR  
KITS

KIT  
NUMER-  
ICAL

ILLUSTRATIONS

☆ See Pages A14 - A15 For Pump or Gear Identification.



# Power Steering Repair Kits for Medium/Heavy-Duty Trucks and Buses

|                                      | Application  | Kit No. | Application  | Kit No. |
|--------------------------------------|--|---------|--|---------|
| <b>SYSTEM PUMP &amp; GEAR IDENT.</b> | <b>FORD - Continued</b>  |         | <b>FORD - Continued</b>  |         |
| <b>SYSTEM &amp; COMPONENT IDENT.</b> | <b>C600 - Continued</b>  |         | <b>C700</b>  |         |
| <b>PASS. CARS</b>                    | <b>1986-1984 - Continued</b>   |         | <b>1986-1984</b>   |         |
| <b>LIGHT TRUCKS</b>                  | <b>DETROIT DIESEL V-8 8.2 L DIESEL ENG.; FORD V-8 6.1 L ENG. - Continued</b>                         |         | <b>DETROIT DIESEL V-8 8.2 L DIESEL ENG.; FORD V-8 6.1 L ENG.; FORD V-8 7.0 L ENG.</b>                |         |
| <b>MEDIUM/HEAVY TRUCKS</b>           | Pump Drive Shaft Seal Kit; W/Separate Brake Booster Pump.....  | 8709    | Pump Complete Rebuilding Kit; W/Separate Brake Booster Pump.....                                     | 7910    |
| <b>BUSES</b>                         | Stg. Gear Major Seal Kit; W/Ross Stg. Gear; W/Casting No. HF54; ☆J                                   | 8703    | Pump Seal Kit; W/Eaton Model B Pump; ☆E.....   | 8702    |
| <b>HOSE NUMERICAL</b>                | Ross Stg. Gear; W/Casting No. HF64.....  | 8704    | Pump Seal Kit; W/Eaton Model U Pump.....   | 8705    |
| <b>REPAIR KITS</b>                   | Ross Stg. Gear; W/Casting No. HFB52.....   | 8706    | Pump Seal Kit; W/TRW P.S. Pump.....  | 7898    |
| <b>KIT NUMERICAL</b>                 | Ross Stg. Gear; W/Casting No. HFB64.....   | 8707    | Pump Seal Kit; W/Separate Brake Booster Pump.....  | 7918    |
| <b>ILLUSTRATIONS</b>                 | <b>1983-1982</b>   |         | Pump Drive Shaft Seal Kit; W/Separate Brake Booster Pump.....  | 8709    |
|                                      | <b>DETROIT DIESEL V-8 8.2 L DIESEL ENG.; FORD V-8 6.1 L ENG.</b>                                     |         | Stg. Gear Major Seal Kit; W/Ross Stg. Gear; W/Casting No. HF54; ☆J                                   | 8703    |
|                                      | Pump Seal Kit; W/Eaton Model B Pump; ☆E.....   | 8702    | Ross Stg. Gear; W/Casting No. HF64.....  | 8704    |
|                                      | Pump Seal Kit; W/Eaton Model U Pump.....   | 8705    | Ross Stg. Gear; W/Casting No. HFB52.....   | 8706    |
|                                      | Pump Seal Kit; W/TRW P.S. Pump.....  | 7898    | Ross Stg. Gear; W/Casting No. HFB64.....   | 8707    |
|                                      | Stg. Gear Major Seal Kit; W/Ross Stg. Gear; W/Casting No. HF54; ☆J                                   | 8703    | <b>1983-1982</b>   |         |
|                                      | Ross Stg. Gear; W/Casting No. HF64.....  | 8704    | <b>DETROIT DIESEL V-8 8.2 L DIESEL ENG.; FORD V-8 6.1 L ENG.; FORD V-8 7.0 L ENG.</b>                |         |
|                                      | Ross Stg. Gear; W/Casting No. HFB52.....   | 8706    | Pump Seal Kit; W/Eaton Model B Pump; ☆E.....   | 8702    |
|                                      | Ross Stg. Gear; W/Casting No. HFB64.....   | 8707    | Pump Seal Kit; W/Eaton Model U Pump.....   | 8705    |
|                                      | <b>1981</b>  |         | Pump Seal Kit; W/TRW P.S. Pump.....  | 7898    |
|                                      | <b>DETROIT DIESEL V-8 8.2 L DIESEL ENG.</b>  |         | Stg. Gear Major Seal Kit; W/Ross Stg. Gear; W/Casting No. HF54; ☆J                                   | 8703    |
|                                      | Pump Seal Kit; W/Eaton Model B Pump; ☆E.....   | 8702    | Ross Stg. Gear; W/Casting No. HF64.....  | 8704    |
|                                      | Pump Seal Kit; W/Eaton Model U Pump.....   | 8705    | Ross Stg. Gear; W/Casting No. HFB52.....   | 8706    |
|                                      | Stg. Gear Major Seal Kit; W/Ross Stg. Gear; W/Casting No. HF54; ☆J                                   | 8703    | Ross Stg. Gear; W/Casting No. HFB64.....   | 8707    |
|                                      | Ross Stg. Gear; W/Casting No. HF64.....  | 8704    | <b>1981</b>  |         |
|                                      | Ross Stg. Gear; W/Casting No. HFB52.....   | 8706    | <b>DETROIT DIESEL V-8 8.2 L DIESEL ENG.; FORD V-8 6.1 L ENG.</b>                                     |         |
|                                      | Ross Stg. Gear; W/Casting No. HFB64.....   | 8707    | Pump Seal Kit; W/Eaton Model B Pump; ☆E.....   | 8702    |
|                                      | <b>FORD V-8 6.1 L ENG.</b>   |         | Pump Seal Kit; W/Eaton Model U Pump.....   | 8705    |
|                                      | Pump Seal Kit; W/Eaton Model B Pump; ☆E.....   | 8702    | Pump Seal Kit; W/TRW P.S. Pump.....  | 7898    |
|                                      | Pump Seal Kit; W/Eaton Model U Pump.....   | 8705    | Stg. Gear Major Seal Kit; W/Ross Stg. Gear; W/Casting No. HF54; ☆J                                   | 8703    |
|                                      | Pump Seal Kit; W/TRW P.S. Pump.....  | 7898    | Ross Stg. Gear; W/Casting No. HF64.....  | 8704    |
|                                      | Stg. Gear Major Seal Kit; W/Ross Stg. Gear; W/Casting No. HF54; ☆J                                   | 8703    | Ross Stg. Gear; W/Casting No. HFB52.....   | 8706    |
|                                      | Ross Stg. Gear; W/Casting No. HF64.....  | 8704    | Ross Stg. Gear; W/Casting No. HFB64.....   | 8707    |
|                                      | Ross Stg. Gear; W/Casting No. HFB52.....   | 8706    | <b>FORD V-8 7.0 L ENG.</b>   |         |
|                                      | Ross Stg. Gear; W/Casting No. HFB64.....   | 8707    | Pump Seal Kit; W/Eaton Model U Pump.....   | 8705    |
|                                      | <b>1980</b>  |         | Pump Seal Kit; W/TRW P.S. Pump.....  | 7898    |
|                                      | <b>DETROIT DIESEL V-8 8.2 L DIESEL ENG.; FORD V-8 6.1 L ENG.</b>                                     |         | Stg. Gear Major Seal Kit; W/Ross Stg. Gear; W/Casting No. HF54; ☆J                                   | 8703    |
|                                      | Pump Seal Kit; W/Eaton Model B Pump; ☆E.....   | 8702    | Ross Stg. Gear; W/Casting No. HF64.....  | 8704    |
|                                      | Pump Seal Kit; W/Eaton Model U Pump.....   | 8705    | Ross Stg. Gear; W/Casting No. HFB52.....   | 8706    |
|                                      | Stg. Gear Major Seal Kit; W/Ross Stg. Gear; W/Casting No. HF54; ☆J                                   | 8703    | Ross Stg. Gear; W/Casting No. HFB64.....   | 8707    |
|                                      | Ross Stg. Gear; W/Casting No. HF64.....  | 8704    | <b>1980</b>  |         |
|                                      | Ross Stg. Gear; W/Casting No. HFB52.....   | 8706    | <b>DETROIT DIESEL V-8 8.2 L DIESEL ENG.; FORD V-8 6.1 L ENG.; FORD V-8 7.0 L ENG.</b>                |         |
|                                      | Ross Stg. Gear; W/Casting No. HFB64.....   | 8707    | Pump Seal Kit; W/Eaton Model B Pump; ☆E.....   | 8702    |
|                                      | <b>1979</b>  |         | Pump Seal Kit; W/Eaton Model U Pump.....   | 8705    |
|                                      | <b>FORD 6-CYL. 240 ENG.; FORD 6-CYL. 300 ENG.</b>  |         | Stg. Gear Major Seal Kit; W/Ross Stg. Gear; W/Casting No. HF54; ☆J                                   | 8703    |
|                                      | Pump Seal Kit.....   | 7168    | Ross Stg. Gear; W/Casting No. HF64.....  | 8704    |
|                                      | Pump Drive Shaft Seal Kit.....   | 8713    | Ross Stg. Gear; W/Casting No. HFB52.....   | 8706    |
|                                      | Stg. Gear Major Seal Kit; W/Ross Stg. Gear; W/Casting No. HF54; ☆J                                   | 8703    | Ross Stg. Gear; W/Casting No. HFB64.....   | 8707    |
|                                      | Ross Stg. Gear; W/Casting No. HF64.....  | 8704    | <b>1979</b>  |         |
|                                      | Ross Stg. Gear; W/Casting No. HFB52.....   | 8706    | <b>FORD V-8 370 ENG.; FORD V-8 429 ENG.</b>  |         |
|                                      | Ross Stg. Gear; W/Casting No. HFB64.....   | 8707    | Pump Seal Kit.....   | 8705    |
|                                      | <b>FORD V-8 370 ENG.; FORD V-8 429 ENG.</b>  |         | Stg. Gear Major Seal Kit; W/Ross Stg. Gear; W/Casting No. HF54; ☆J                                   | 8703    |
|                                      | Pump Seal Kit.....   | 8705    | Ross Stg. Gear; W/Casting No. HF64.....  | 8704    |
|                                      | Stg. Gear Major Seal Kit; W/Ross Stg. Gear; W/Casting No. HF54; ☆J                                   | 8703    | Ross Stg. Gear; W/Casting No. HFB52.....   | 8706    |
|                                      | Ross Stg. Gear; W/Casting No. HF64.....  | 8704    | Ross Stg. Gear; W/Casting No. HFB64.....   | 8707    |
|                                      | Ross Stg. Gear; W/Casting No. HFB52.....   | 8706    | <b>1978-1971</b>   |         |
|                                      | Ross Stg. Gear; W/Casting No. HFB64.....   | 8707    | <b>FORD V-8 330 ENG.; FORD V-8 359 ENG.; FORD V-8 361 ENG.; FORD V-8 389 ENG.; FORD V-8 391 ENG.</b> |         |
|                                      | <b>1978-1971</b>   |         | Pump Seal Kit.....   | 8705    |
|                                      | <b>FORD 6-CYL. 240 ENG.; FORD 6-CYL. 300 ENG.</b>  |         | Stg. Gear Major Seal Kit; W/Ross Stg. Gear; W/Casting No. HF54; ☆J                                   | 8703    |
|                                      | Pump Seal Kit.....   | 7168    | Ross Stg. Gear; W/Casting No. HF64.....  | 8704    |
|                                      | Pump Drive Shaft Seal Kit.....   | 8713    | Ross Stg. Gear; W/Casting No. HFB52.....   | 8706    |
|                                      | Stg. Gear Major Seal Kit; W/Ross Stg. Gear; W/Casting No. HF54; ☆J                                   | 8703    | Ross Stg. Gear; W/Casting No. HFB64.....   | 8707    |
|                                      | Ross Stg. Gear; W/Casting No. HF64.....  | 8704    | <b>C750</b>  |         |
|                                      | Ross Stg. Gear; W/Casting No. HFB52.....   | 8706    | <b>1978-1971</b>   |         |
|                                      | Ross Stg. Gear; W/Casting No. HFB64.....   | 8707    | <b>FORD V-8 330 ENG.; FORD V-8 359 ENG.; FORD V-8 361 ENG.; FORD V-8 389 ENG.; FORD V-8 391 ENG.</b> |         |
|                                      | <b>FORD V-8 330 ENG.; FORD V-8 359 ENG.; FORD V-8 361 ENG.; FORD V-8 389 ENG.; FORD V-8 391 ENG.</b> |         | Pump Seal Kit.....   | 8705    |
|                                      | Pump Seal Kit.....   | 8705    | Stg. Gear Major Seal Kit; W/Ross Stg. Gear; W/Casting No. HF54; ☆J                                   | 8703    |
|                                      | Stg. Gear Major Seal Kit; W/Ross Stg. Gear; W/Casting No. HF54; ☆J                                   | 8703    | Ross Stg. Gear; W/Casting No. HF64.....  | 8704    |
|                                      | Ross Stg. Gear; W/Casting No. HF64.....  | 8704    | Ross Stg. Gear; W/Casting No. HFB52.....   | 8706    |
|                                      | Ross Stg. Gear; W/Casting No. HFB52.....   | 8706    | Ross Stg. Gear; W/Casting No. HFB64.....   | 8707    |
|                                      | Ross Stg. Gear; W/Casting No. HFB64.....   | 8707    |  |         |

☆ See Pages A14 - A15 For Pump or Gear Identification.

# Power Steering Repair Kits for Medium/Heavy-Duty Trucks and Buses

| Application  | Kit No. | Application   | Kit No. |
|--|---------|---|---------|
| <b>FORD - Continued</b>  |         | <b>FORD - Continued</b>   |         |
| <b>C800</b>  |         | <b>C850 - Continued</b>   |         |
| <b>1987</b>  |         | <b>1977</b>   |         |
| <b>DETROIT DIESEL V-8 8.2 L DIESEL ENG.</b>  |         | <b>FORD V-8 401 ENG.; FORD V-8 475 ENG.; FORD V-8 477 ENG.; FORD V-8 534 ENG.</b> |         |
| Pump Complete Rebuilding Kit; W/Separate Brake Booster Pump.....                                     | 7910    | Pump Seal Kit.....  | 8705    |
| Pump Seal Kit; W/Eaton Model B Pump; ☆E.....   | 8702    | Stg. Gear Major Seal Kit; W/Ross Stg. Gear; W/Casting No. HF54; ☆J                | 8703    |
| Pump Seal Kit; W/Eaton Model U Pump.....   | 8705    | Ross Stg. Gear; W/Casting No. HF64.....   | 8704    |
| Pump Seal Kit; W/TRW P.S. Pump.....  | 7898    | Ross Stg. Gear; W/Casting No. HFB52.....  | 8706    |
| Pump Seal Kit; W/Separate Brake Booster Pump.....  | 7918    | Ross Stg. Gear; W/Casting No. HFB64.....  | 8707    |
| Pump Drive Shaft Seal Kit; W/Separate Brake Booster Pump.....  | 8709    |   |         |
| Stg. Gear Major Seal Kit; W/Ross Stg. Gear; W/Casting No. HF54; ☆J                                   | 8703    |   |         |
| Ross Stg. Gear; W/Casting No. HF64.....  | 8704    |   |         |
| Ross Stg. Gear; W/Casting No. HFB52.....   | 8706    |   |         |
| Ross Stg. Gear; W/Casting No. HFB64.....   | 8707    |   |         |
| <b>1986-1984</b>   |         | <b>1976-1972</b>  |         |
| <b>DETROIT DIESEL V-8 8.2 L DIESEL ENG.; FORD V-8 6.1 L ENG.; FORD V-8 7.0 L ENG.</b>                |         | <b>FORD V-8 401 ENG.; FORD V-8 475 ENG.; FORD V-8 477 ENG.; FORD V-8 534 ENG.</b> |         |
| Pump Complete Rebuilding Kit; W/Separate Brake Booster Pump.....                                     | 7910    | Pump Seal Kit; W/Eaton Model B Pump; ☆E.....                                      | 8702    |
| Pump Seal Kit; W/Eaton Model B Pump; ☆E.....   | 8702    | Pump Seal Kit; W/Eaton Model U Pump.....  | 8705    |
| Pump Seal Kit; W/Eaton Model U Pump.....   | 8705    | Pump Seal Kit; W/TRW P.S. Pump.....   | 7898    |
| Pump Seal Kit; W/TRW P.S. Pump.....  | 7898    | Stg. Gear Major Seal Kit; W/Ross Stg. Gear; W/Casting No. HF54; ☆J                | 8703    |
| Pump Seal Kit; W/Separate Brake Booster Pump.....  | 7918    | Ross Stg. Gear; W/Casting No. HF64.....   | 8704    |
| Pump Drive Shaft Seal Kit; W/Separate Brake Booster Pump.....  | 8709    | Ross Stg. Gear; W/Casting No. HFB52.....  | 8706    |
| Stg. Gear Major Seal Kit; W/Ross Stg. Gear; W/Casting No. HF54; ☆J                                   | 8703    | Ross Stg. Gear; W/Casting No. HFB64.....  | 8707    |
| Ross Stg. Gear; W/Casting No. HF64.....  | 8704    |   |         |
| Ross Stg. Gear; W/Casting No. HFB52.....   | 8706    |   |         |
| Ross Stg. Gear; W/Casting No. HFB64.....   | 8707    |   |         |
| <b>1983-1981</b>   |         | <b>1971</b>   |         |
| <b>DETROIT DIESEL V-8 8.2 L DIESEL ENG.; FORD V-8 6.1 L ENG.; FORD V-8 7.0 L ENG.</b>                |         | <b>FORD V-8 401 ENG.; FORD V-8 475 ENG.; FORD V-8 477 ENG.; FORD V-8 534 ENG.</b> |         |
| Pump Seal Kit; W/Eaton Model B Pump; ☆E.....   | 8702    | Pump Seal Kit.....  | 8705    |
| Pump Seal Kit; W/Eaton Model U Pump.....   | 8705    | Stg. Gear Major Seal Kit; W/Ross Stg. Gear; W/Casting No. HF54; ☆J                | 8703    |
| Pump Seal Kit; W/TRW P.S. Pump.....  | 7898    | Ross Stg. Gear; W/Casting No. HF64.....   | 8704    |
| Stg. Gear Major Seal Kit; W/Ross Stg. Gear; W/Casting No. HF54; ☆J                                   | 8703    | Ross Stg. Gear; W/Casting No. HFB52.....  | 8706    |
| Ross Stg. Gear; W/Casting No. HF64.....  | 8704    | Ross Stg. Gear; W/Casting No. HFB64.....  | 8707    |
| Ross Stg. Gear; W/Casting No. HFB52.....   | 8706    |   |         |
| Ross Stg. Gear; W/Casting No. HFB64.....   | 8707    |   |         |
| <b>1980</b>  |         | <b>C900</b>   |         |
| <b>DETROIT DIESEL V-8 8.2 L DIESEL ENG.; FORD V-8 6.1 L ENG.; FORD V-8 7.0 L ENG.</b>                |         | <b>1981</b>   |         |
| Pump Seal Kit; W/Eaton Model B Pump; ☆E.....   | 8702    | <b>FORD V-8 7.8 L ENG.; FORD V-8 8.8 L ENG.</b>                                   |         |
| Pump Seal Kit; W/Eaton Model U Pump.....   | 8705    | Pump Seal Kit; W/Eaton Model B Pump; ☆E.....                                      | 8702    |
| Pump Seal Kit; W/TRW P.S. Pump.....  | 7898    | Pump Seal Kit; W/Eaton Model U Pump.....  | 8705    |
| Stg. Gear Major Seal Kit; W/Ross Stg. Gear; W/Casting No. HF54; ☆J                                   | 8703    | Pump Seal Kit; W/TRW P.S. Pump.....   | 7898    |
| Ross Stg. Gear; W/Casting No. HF64.....  | 8704    | Stg. Gear Major Seal Kit; W/Ross Stg. Gear; W/Casting No. HF54; ☆J                | 8703    |
| Ross Stg. Gear; W/Casting No. HFB52.....   | 8706    | Ross Stg. Gear; W/Casting No. HF64.....   | 8704    |
| Ross Stg. Gear; W/Casting No. HFB64.....   | 8707    | Ross Stg. Gear; W/Casting No. HFB52.....  | 8706    |
|  |         | Ross Stg. Gear; W/Casting No. HFB64.....  | 8707    |
| <b>1980</b>  |         | <b>1980</b>   |         |
| <b>DETROIT DIESEL V-8 8.2 L DIESEL ENG.; FORD V-8 6.1 L ENG.; FORD V-8 7.0 L ENG.</b>                |         | <b>FORD V-8 7.8 L ENG.; FORD V-8 8.8 L ENG.</b>                                   |         |
| Pump Seal Kit; W/Eaton Model B Pump; ☆E.....   | 8702    | Pump Seal Kit; W/Eaton Model B Pump; ☆E.....                                      | 8702    |
| Pump Seal Kit; W/Eaton Model U Pump.....   | 8705    | Pump Seal Kit; W/Eaton Model U Pump.....  | 8705    |
| Stg. Gear Major Seal Kit; W/Ross Stg. Gear; W/Casting No. HF54; ☆J                                   | 8703    | Stg. Gear Major Seal Kit; W/Ross Stg. Gear; W/Casting No. HF54; ☆J                | 8703    |
| Ross Stg. Gear; W/Casting No. HF64.....  | 8704    | Ross Stg. Gear; W/Casting No. HF64.....   | 8704    |
| Ross Stg. Gear; W/Casting No. HFB52.....   | 8706    | Ross Stg. Gear; W/Casting No. HFB52.....  | 8706    |
| Ross Stg. Gear; W/Casting No. HFB64.....   | 8707    | Ross Stg. Gear; W/Casting No. HFB64.....  | 8707    |
| <b>1979</b>  |         | <b>1979</b>   |         |
| <b>FORD V-8 370 ENG.; FORD V-8 429 ENG.</b>  |         | <b>FORD V-8 401 ENG.; FORD V-8 475 ENG.; FORD V-8 477 ENG.; FORD V-8 534 ENG.</b> |         |
| Pump Seal Kit.....   | 8705    | Pump Seal Kit; W/Eaton Model B Pump; ☆E.....                                      | 8702    |
| Stg. Gear Major Seal Kit; W/Ross Stg. Gear; W/Casting No. HF54; ☆J                                   | 8703    | Pump Seal Kit; W/Eaton Model U Pump.....  | 8705    |
| Ross Stg. Gear; W/Casting No. HF64.....  | 8704    | Pump Seal Kit; W/TRW P.S. Pump.....   | 7898    |
| Ross Stg. Gear; W/Casting No. HFB52.....   | 8706    | Stg. Gear Major Seal Kit; W/Ross Stg. Gear; W/Casting No. HF54; ☆J                | 8703    |
| Ross Stg. Gear; W/Casting No. HFB64.....   | 8707    | Ross Stg. Gear; W/Casting No. HF64.....   | 8704    |
|  |         | Ross Stg. Gear; W/Casting No. HFB52.....  | 8706    |
|  |         | Ross Stg. Gear; W/Casting No. HFB64.....  | 8707    |
| <b>1978-1971</b>   |         | <b>1978-1977</b>  |         |
| <b>FORD V-8 330 ENG.; FORD V-8 359 ENG.; FORD V-8 361 ENG.; FORD V-8 389 ENG.; FORD V-8 391 ENG.</b> |         | <b>FORD V-8 401 ENG.; FORD V-8 475 ENG.; FORD V-8 477 ENG.; FORD V-8 534 ENG.</b> |         |
| Pump Seal Kit.....   | 8705    | Stg. Gear Major Seal Kit; W/Ross Stg. Gear; W/Casting No. HF54; ☆J                | 8703    |
| Stg. Gear Major Seal Kit; W/Ross Stg. Gear; W/Casting No. HF54; ☆J                                   | 8703    | Ross Stg. Gear; W/Casting No. HF64.....   | 8704    |
| Ross Stg. Gear; W/Casting No. HF64.....  | 8704    | Ross Stg. Gear; W/Casting No. HFB52.....  | 8706    |
| Ross Stg. Gear; W/Casting No. HFB52.....   | 8706    | Ross Stg. Gear; W/Casting No. HFB64.....  | 8707    |
| Ross Stg. Gear; W/Casting No. HFB64.....   | 8707    |   |         |
| <b>C850</b>  |         | <b>1976-1972</b>  |         |
| <b>1979-1978</b>   |         | <b>FORD V-8 401 ENG.; FORD V-8 475 ENG.; FORD V-8 477 ENG.; FORD V-8 534 ENG.</b> |         |
| Pump Seal Kit; W/Eaton Model B Pump; ☆E.....   | 8702    | Pump Seal Kit; W/Eaton Model B Pump; ☆E.....                                      | 8702    |
| Pump Seal Kit; W/Eaton Model U Pump.....   | 8705    | Pump Seal Kit; W/Eaton Model U Pump.....  | 8705    |
| Pump Seal Kit; W/TRW P.S. Pump.....  | 7898    | Pump Seal Kit; W/TRW P.S. Pump.....   | 7898    |
| Stg. Gear Major Seal Kit; W/Ross Stg. Gear; W/Casting No. HF54; ☆J                                   | 8703    | Stg. Gear Major Seal Kit; W/Ross Stg. Gear; W/Casting No. HF54; ☆J                | 8703    |
| Ross Stg. Gear; W/Casting No. HF64.....  | 8704    | Ross Stg. Gear; W/Casting No. HF64.....   | 8704    |
| Ross Stg. Gear; W/Casting No. HFB52.....   | 8706    | Ross Stg. Gear; W/Casting No. HFB52.....  | 8706    |
| Ross Stg. Gear; W/Casting No. HFB64.....   | 8707    | Ross Stg. Gear; W/Casting No. HFB64.....  | 8707    |

☆ See Pages A14 - A15 For Pump or Gear Identification.

SYSTEM  
PUMP &  
GEAR  
IDENT.

SYSTEM &  
COM-  
PONENT  
IDENT.

PASS.  
CARS

LIGHT  
TRUCKS

MEDIUM/  
HEAVY  
TRUCKS

BUSES

HOSE  
NUMER-  
ICAL

REPAIR  
KITS

KIT  
NUMER-  
ICAL

ILLUSTRATIONS

# Power Steering Repair Kits for Medium/Heavy-Duty Trucks and Buses

|   | Application   | Kit No.  | Application   | Kit No.  |             |
|---|---|--|---|--|-------------|
| SYSTEM PUMP & GEAR IDENT.   | <b>FORD - Continued</b>   |  | <b>FORD - Continued</b>   |  |             |
|   | <b>C900 - Continued</b>   |  | <b>C6000 - Continued</b>  |  |             |
|   | <b>1971</b>   |  | <b>1976</b>   |  |             |
|   | <b>FORD V-8 401 ENG.; FORD V-8 475 ENG.; FORD V-8 477 ENG.; FORD V-8 534 ENG.</b> |  | <b>CATERPILLAR 3208 DIESEL ENG.</b>   |  |             |
|   |   | Stg. Gear Major Seal Kit; W/Ross Stg. Gear; W/Casting No. HF54; ☆J | <b>8703</b>   | Pump Seal Kit; W/Eaton Model B Pump; ☆E                            | <b>8702</b> |
|   |   | Ross Stg. Gear; W/Casting No. HF64                                 | <b>8704</b>   | Pump Seal Kit; W/Eaton Model U Pump                                | <b>8705</b> |
|   |   | Ross Stg. Gear; W/Casting No. HFB52                                | <b>8706</b>   | Pump Seal Kit; W/TRW P.S. Pump                                     | <b>7898</b> |
|   |   | Ross Stg. Gear; W/Casting No. HFB64                                | <b>8707</b>   | Stg. Gear Major Seal Kit; W/Ross Stg. Gear; W/Casting No. HF54; ☆J | <b>8703</b> |
|   |   |  |   | Ross Stg. Gear; W/Casting No. HF64                                 | <b>8704</b> |
|   |   |  |   | Ross Stg. Gear; W/Casting No. HFB52                                | <b>8706</b> |
| SYSTEM & COMPONENT IDENT.   | <b>C950</b>   |  |   |  |             |
|   | <b>1979</b>   |  | <b>1975</b>   |  |             |
|   | <b>FORD V-8 401 ENG.; FORD V-8 475 ENG.; FORD V-8 477 ENG.; FORD V-8 534 ENG.</b> |  | <b>CATERPILLAR 3208 DIESEL ENG.; CATERPILLAR V150 DIESEL ENG.; CATERPILLAR V175 DIESEL ENG.</b> |  |             |
|   |   | Pump Seal Kit; W/Eaton Model B Pump; ☆E                            | <b>8702</b>   | Pump Seal Kit; W/Eaton Model B Pump; ☆E                            | <b>8702</b> |
|   |   | Pump Seal Kit; W/Eaton Model U Pump                                | <b>8705</b>   | Pump Seal Kit; W/Eaton Model U Pump                                | <b>8705</b> |
|   |   | Pump Seal Kit; W/TRW P.S. Pump                                     | <b>7898</b>   | Pump Seal Kit; W/TRW P.S. Pump                                     | <b>7898</b> |
|   |   | Stg. Gear Major Seal Kit; W/Ross Stg. Gear; W/Casting No. HF54; ☆J | <b>8703</b>   | Stg. Gear Major Seal Kit; W/Ross Stg. Gear; W/Casting No. HF54; ☆J | <b>8703</b> |
|   |   | Ross Stg. Gear; W/Casting No. HF64                                 | <b>8704</b>   | Ross Stg. Gear; W/Casting No. HF64                                 | <b>8704</b> |
|   |   | Ross Stg. Gear; W/Casting No. HFB52                                | <b>8706</b>   | Ross Stg. Gear; W/Casting No. HFB52                                | <b>8706</b> |
|   |   | Ross Stg. Gear; W/Casting No. HFB64                                | <b>8707</b>   | Ross Stg. Gear; W/Casting No. HFB64                                | <b>8707</b> |
| PASS. CARS  | <b>1978-1977</b>  |  | <b>1974-1972</b>  |  |             |
|   | <b>FORD V-8 401 ENG.; FORD V-8 475 ENG.; FORD V-8 477 ENG.; FORD V-8 534 ENG.</b> |  | <b>CATERPILLAR V150 DIESEL ENG.; CATERPILLAR V175 DIESEL ENG.</b>                               |  |             |
|   |   | Stg. Gear Major Seal Kit; W/Ross Stg. Gear; W/Casting No. HF54; ☆J | <b>8703</b>   | Pump Seal Kit; W/Eaton Model B Pump; ☆E                            | <b>8702</b> |
|   |   | Ross Stg. Gear; W/Casting No. HF64                                 | <b>8704</b>   | Pump Seal Kit; W/Eaton Model U Pump                                | <b>8705</b> |
|   |   | Ross Stg. Gear; W/Casting No. HFB52                                | <b>8706</b>   | Pump Seal Kit; W/TRW P.S. Pump                                     | <b>7898</b> |
|   |   | Ross Stg. Gear; W/Casting No. HFB64                                | <b>8707</b>   | Stg. Gear Major Seal Kit; W/Ross Stg. Gear; W/Casting No. HF54; ☆J | <b>8703</b> |
|   |   |  |   | Ross Stg. Gear; W/Casting No. HF64                                 | <b>8704</b> |
|   |   |  |   | Ross Stg. Gear; W/Casting No. HFB52                                | <b>8706</b> |
|   |   |  |   | Ross Stg. Gear; W/Casting No. HFB64                                | <b>8707</b> |
|   | LIGHT TRUCKS  | <b>1976-1972</b>   |   | <b>1971</b>  |             |
| <b>FORD V-8 401 ENG.; FORD V-8 475 ENG.; FORD V-8 477 ENG.; FORD V-8 534 ENG.</b> |   | <b>CATERPILLAR V150 DIESEL ENG.; CATERPILLAR V175 DIESEL ENG.</b>  |   |  |             |
|   |   | Pump Seal Kit; W/Eaton Model B Pump; ☆E                            | <b>8702</b>   | Stg. Gear Major Seal Kit; W/Ross Stg. Gear; W/Casting No. HF54; ☆J | <b>8703</b> |
|   |   | Pump Seal Kit; W/Eaton Model U Pump                                | <b>8705</b>   | Ross Stg. Gear; W/Casting No. HF64                                 | <b>8704</b> |
|   |   | Pump Seal Kit; W/TRW P.S. Pump                                     | <b>7898</b>   | Ross Stg. Gear; W/Casting No. HFB52                                | <b>8706</b> |
|   |   | Stg. Gear Major Seal Kit; W/Ross Stg. Gear; W/Casting No. HF54; ☆J | <b>8703</b>   | Ross Stg. Gear; W/Casting No. HFB64                                | <b>8707</b> |
|   |   | Ross Stg. Gear; W/Casting No. HF64                                 | <b>8704</b>   |  |             |
|   |   | Ross Stg. Gear; W/Casting No. HFB52                                | <b>8706</b>   |  |             |
|   |   | Ross Stg. Gear; W/Casting No. HFB64                                | <b>8707</b>   |  |             |
| MEDIUM/HEAVY TRUCKS   |   | <b>1971</b>  |   | <b>C7000</b>   |             |
|   | <b>FORD V-8 401 ENG.; FORD V-8 475 ENG.; FORD V-8 477 ENG.; FORD V-8 534 ENG.</b> |  | <b>1986-1984</b>  |  |             |
|   |   | Stg. Gear Major Seal Kit; W/Ross Stg. Gear; W/Casting No. HF54; ☆J | <b>8703</b>   | <b>CATERPILLAR 3208 DIESEL ENG.</b>                                |             |
|   |   | Ross Stg. Gear; W/Casting No. HF64                                 | <b>8704</b>   | Pump Complete Rebuilding Kit; W/Separate Brake Booster Pump        | <b>7910</b> |
|   |   | Ross Stg. Gear; W/Casting No. HFB52                                | <b>8706</b>   | Pump Seal Kit; W/Eaton Model B Pump; ☆E                            | <b>8702</b> |
|   |   | Ross Stg. Gear; W/Casting No. HFB64                                | <b>8707</b>   | Pump Seal Kit; W/Eaton Model U Pump                                | <b>8705</b> |
|   |   |  |   | Pump Seal Kit; W/TRW P.S. Pump                                     | <b>7898</b> |
|   |   |  |   | Pump Seal Kit; W/Separate Brake Booster Pump                       | <b>7918</b> |
|   |   |  |   | Pump Drive Shaft Seal Kit; W/Separate Brake Booster Pump           | <b>8709</b> |
|   |   |  |   | Stg. Gear Major Seal Kit; W/Ross Stg. Gear; W/Casting No. HF54; ☆J | <b>8703</b> |
| BUSES   | <b>1979-1971</b>  |  | <b>1983</b>   |  |             |
|   | <b>FORD V-8 401 ENG.; FORD V-8 475 ENG.; FORD V-8 477 ENG.; FORD V-8 534 ENG.</b> |  | <b>CATERPILLAR 3208 DIESEL ENG.</b>   |  |             |
|   |   | Pump Seal Kit; W/Eaton Model B Pump; ☆E                            | <b>8702</b>   | Pump Seal Kit; W/Eaton Model B Pump; ☆E                            | <b>8702</b> |
|   |   | Stg. Gear Major Seal Kit; W/Ross Stg. Gear; W/Casting No. HF54; ☆J | <b>8703</b>   | Stg. Gear Major Seal Kit; W/Ross Stg. Gear; W/Casting No. HF54; ☆J | <b>8703</b> |
|   |   | Ross Stg. Gear; W/Casting No. HF64                                 | <b>8704</b>   | Ross Stg. Gear; W/Casting No. HF64                                 | <b>8704</b> |
|   |   | Ross Stg. Gear; W/Casting No. HFB52                                | <b>8706</b>   | Ross Stg. Gear; W/Casting No. HFB52                                | <b>8706</b> |
|   |   | Ross Stg. Gear; W/Casting No. HFB64                                | <b>8707</b>   | Ross Stg. Gear; W/Casting No. HFB64                                | <b>8707</b> |
|   |   |  |   |  |             |
|   |   |  |   |  |             |
|   |   |  |   |  |             |
| HOSE NUMERICAL  | <b>C1000</b>  |  | <b>1982-1981</b>  |  |             |
|   | <b>1979-1971</b>  |  | <b>CATERPILLAR 3208 DIESEL ENG.</b>   |  |             |
|   | <b>FORD V-8 401 ENG.; FORD V-8 475 ENG.; FORD V-8 477 ENG.; FORD V-8 534 ENG.</b> |  | <b>1982-1981</b>  |  |             |
|   |   | Pump Seal Kit; W/Eaton Model B Pump; ☆E                            | <b>8702</b>   | <b>CATERPILLAR 3208 DIESEL ENG.</b>                                |             |
|   |   | Stg. Gear Major Seal Kit; W/Ross Stg. Gear; W/Casting No. HF54; ☆J | <b>8703</b>   | Pump Seal Kit; W/Eaton Model B Pump; ☆E                            | <b>8702</b> |
|   |   | Ross Stg. Gear; W/Casting No. HF64                                 | <b>8704</b>   | Pump Seal Kit; W/Eaton Model U Pump                                | <b>8705</b> |
|   |   | Ross Stg. Gear; W/Casting No. HFB52                                | <b>8706</b>   | Pump Seal Kit; W/TRW P.S. Pump                                     | <b>7898</b> |
|   |   | Ross Stg. Gear; W/Casting No. HFB64                                | <b>8707</b>   | Stg. Gear Major Seal Kit; W/Ross Stg. Gear; W/Casting No. HF54; ☆J | <b>8703</b> |
|   |   |  |   | Ross Stg. Gear; W/Casting No. HF64                                 | <b>8704</b> |
|   |   |  |   | Ross Stg. Gear; W/Casting No. HFB52                                | <b>8706</b> |
| REPAIR KITS   | <b>C1100</b>  |  | <b>1980</b>   |  |             |
|   | <b>1979-1972</b>  |  | <b>CATERPILLAR 3208 DIESEL ENG.</b>   |  |             |
|   | <b>FORD V-8 401 ENG.; FORD V-8 475 ENG.; FORD V-8 477 ENG.; FORD V-8 534 ENG.</b> |  | <b>1980</b>   |  |             |
|   |   | Pump Seal Kit; W/Eaton Model B Pump; ☆E                            | <b>8702</b>   | <b>CATERPILLAR 3208 DIESEL ENG.</b>                                |             |
|   |   | Stg. Gear Major Seal Kit; W/Ross Stg. Gear; W/Casting No. HF54; ☆J | <b>8703</b>   | Pump Seal Kit; W/Eaton Model B Pump; ☆E                            | <b>8702</b> |
|   |   | Ross Stg. Gear; W/Casting No. HF64                                 | <b>8704</b>   | Pump Seal Kit; W/Eaton Model U Pump                                | <b>8705</b> |
|   |   | Ross Stg. Gear; W/Casting No. HFB52                                | <b>8706</b>   | Pump Seal Kit; W/TRW P.S. Pump                                     | <b>7898</b> |
|   |   | Ross Stg. Gear; W/Casting No. HFB64                                | <b>8707</b>   | Stg. Gear Major Seal Kit; W/Ross Stg. Gear; W/Casting No. HF54; ☆J | <b>8703</b> |
|   |   |  |   | Ross Stg. Gear; W/Casting No. HF64                                 | <b>8704</b> |
|   |   |  |   | Ross Stg. Gear; W/Casting No. HFB52                                | <b>8706</b> |
| KIT NUMERICAL   | <b>C6000</b>  |  | <b>1980</b>   |  |             |
|   | <b>1979-1977</b>  |  | <b>CATERPILLAR 3208 DIESEL ENG.</b>   |  |             |
|   | <b>CATERPILLAR 3208 DIESEL ENG.</b>   |  | <b>1980</b>   |  |             |
|   |   | Pump Seal Kit; W/Eaton Model B Pump; ☆E                            | <b>8702</b>   | <b>CATERPILLAR 3208 DIESEL ENG.</b>                                |             |
|   |   | Stg. Gear Major Seal Kit; W/Ross Stg. Gear; W/Casting No. HF54; ☆J | <b>8703</b>   | Pump Seal Kit; W/Eaton Model B Pump; ☆E                            | <b>8702</b> |
|   |   | Ross Stg. Gear; W/Casting No. HF64                                 | <b>8704</b>   | Pump Seal Kit; W/Eaton Model U Pump                                | <b>8705</b> |
|   |   | Ross Stg. Gear; W/Casting No. HFB52                                | <b>8706</b>   | Stg. Gear Major Seal Kit; W/Ross Stg. Gear; W/Casting No. HF54; ☆J | <b>8703</b> |
|   |   | Ross Stg. Gear; W/Casting No. HFB64                                | <b>8707</b>   | Ross Stg. Gear; W/Casting No. HF64                                 | <b>8704</b> |
|   |   |  |   | Ross Stg. Gear; W/Casting No. HFB52                                | <b>8706</b> |
|   |   |  |   | Ross Stg. Gear; W/Casting No. HFB64                                | <b>8707</b> |
| ILLUSTRATIONS   |   |  |   |  |             |

☆ See Pages A14 - A15 For Pump or Gear Identification.



# Power Steering Repair Kits for Medium/Heavy-Duty Trucks and Buses

| Application   | Kit No. | Application   | Kit No. |
|---|---------|---|---------|
| <b>FORD - Continued</b>   |         | <b>FORD - Continued</b>   |         |
| <b>C7000 - Continued</b>  |         | <b>C8000 - Continued</b>  |         |
| <b>1980 - Continued</b>   |         | <b>1987-1984 - Continued</b>  |         |
| <b>CATERPILLAR 3208 DIESEL ENG. - Continued</b>   |         | <b>CATERPILLAR 3208 DIESEL ENG. - Continued</b>   |         |
| Ross Stg. Gear; W/Casting No. HFB64 .....   | 8707    | Pump Seal Kit; W/TRW P.S. Pump .....  | 7898    |
| <b>1979-1977</b>  |         | Pump Seal Kit; W/Separate Brake Booster Pump .....  | 7918    |
| <b>CATERPILLAR 3208 DIESEL ENG.</b>   |         | Pump Drive Shaft Seal Kit; W/Separate Brake Booster Pump .....  | 8709    |
| Pump Seal Kit; W/Eaton Model B Pump; ☆E .....   | 8702    | Stg. Gear Major Seal Kit; W/Ross Stg. Gear; W/Casting No. HF54; ☆J  | 8703    |
| Stg. Gear Major Seal Kit; W/Ross Stg. Gear; W/Casting No. HF54; ☆J  | 8703    | Ross Stg. Gear; W/Casting No. HF64 .....  | 8704    |
| Ross Stg. Gear; W/Casting No. HF64 .....  | 8704    | Ross Stg. Gear; W/Casting No. HFB52 .....   | 8706    |
| Ross Stg. Gear; W/Casting No. HFB52 .....   | 8706    | Ross Stg. Gear; W/Casting No. HFB64 .....   | 8707    |
| Ross Stg. Gear; W/Casting No. HFB64 .....   | 8707    | <b>1983</b>   |         |
| <b>1976</b>   |         | <b>CATERPILLAR 3208 DIESEL ENG.</b>   |         |
| <b>CATERPILLAR 3208 DIESEL ENG.</b>   |         | Pump Seal Kit; W/Eaton Model B Pump; ☆E .....   | 8702    |
| Pump Seal Kit; W/Eaton Model B Pump; ☆E .....   | 8702    | Stg. Gear Major Seal Kit; W/Ross Stg. Gear; W/Casting No. HF54; ☆J  | 8703    |
| Pump Seal Kit; W/Eaton Model U Pump .....   | 8705    | Ross Stg. Gear; W/Casting No. HF64 .....  | 8704    |
| Pump Seal Kit; W/TRW P.S. Pump .....  | 7898    | Ross Stg. Gear; W/Casting No. HFB52 .....   | 8706    |
| Stg. Gear Major Seal Kit; W/Ross Stg. Gear; W/Casting No. HF54; ☆J  | 8703    | Ross Stg. Gear; W/Casting No. HFB64 .....   | 8707    |
| Ross Stg. Gear; W/Casting No. HF64 .....  | 8704    | <b>1982-1981</b>  |         |
| Ross Stg. Gear; W/Casting No. HFB52 .....   | 8706    | <b>CATERPILLAR 3208 DIESEL ENG.</b>   |         |
| Ross Stg. Gear; W/Casting No. HFB64 .....   | 8707    | Pump Seal Kit; W/Eaton Model B Pump; ☆E .....   | 8702    |
| <b>1975</b>   |         | Pump Seal Kit; W/Eaton Model U Pump .....   | 8705    |
| <b>CATERPILLAR 3208 DIESEL ENG.; CATERPILLAR V150 DIESEL ENG.; CATERPILLAR V175 DIESEL ENG.; CATERPILLAR V190 DIESEL ENG.; CATERPILLAR V290 DIESEL ENG.</b> |         | Pump Seal Kit; W/TRW P.S. Pump .....  | 7898    |
| Pump Seal Kit; W/Eaton Model B Pump; ☆E .....   | 8702    | Stg. Gear Major Seal Kit; W/Ross Stg. Gear; W/Casting No. HF54; ☆J  | 8703    |
| Pump Seal Kit; W/Eaton Model U Pump .....   | 8705    | Ross Stg. Gear; W/Casting No. HF64 .....  | 8704    |
| Pump Seal Kit; W/TRW P.S. Pump .....  | 7898    | Ross Stg. Gear; W/Casting No. HFB52 .....   | 8706    |
| Stg. Gear Major Seal Kit; W/Ross Stg. Gear; W/Casting No. HF54; ☆J  | 8703    | Ross Stg. Gear; W/Casting No. HFB64 .....   | 8707    |
| Ross Stg. Gear; W/Casting No. HF64 .....  | 8704    | <b>1980</b>   |         |
| Ross Stg. Gear; W/Casting No. HFB52 .....   | 8706    | <b>CATERPILLAR 3208 DIESEL ENG.</b>   |         |
| Ross Stg. Gear; W/Casting No. HFB64 .....   | 8707    | Pump Seal Kit; W/Eaton Model B Pump; ☆E .....   | 8702    |
| <b>1974-1972</b>  |         | Pump Seal Kit; W/Eaton Model U Pump .....   | 8705    |
| <b>CATERPILLAR V150 DIESEL ENG.; CATERPILLAR V175 DIESEL ENG.; CATERPILLAR V190 DIESEL ENG.; CATERPILLAR V290 DIESEL ENG.</b>                               |         | Stg. Gear Major Seal Kit; W/Ross Stg. Gear; W/Casting No. HF54; ☆J  | 8703    |
| Pump Seal Kit; W/Eaton Model B Pump; ☆E .....   | 8702    | Ross Stg. Gear; W/Casting No. HF64 .....  | 8704    |
| Pump Seal Kit; W/Eaton Model U Pump .....   | 8705    | Ross Stg. Gear; W/Casting No. HFB52 .....   | 8706    |
| Pump Seal Kit; W/TRW P.S. Pump .....  | 7898    | Ross Stg. Gear; W/Casting No. HFB64 .....   | 8707    |
| Stg. Gear Major Seal Kit; W/Ross Stg. Gear; W/Casting No. HF54; ☆J  | 8703    | <b>1979-1977</b>  |         |
| Ross Stg. Gear; W/Casting No. HF64 .....  | 8704    | <b>CATERPILLAR 3208 DIESEL ENG.</b>   |         |
| Ross Stg. Gear; W/Casting No. HFB52 .....   | 8706    | Pump Seal Kit; W/Eaton Model B Pump; ☆E .....   | 8702    |
| Ross Stg. Gear; W/Casting No. HFB64 .....   | 8707    | Stg. Gear Major Seal Kit; W/Ross Stg. Gear; W/Casting No. HF54; ☆J  | 8703    |
| <b>1971</b>   |         | Ross Stg. Gear; W/Casting No. HF64 .....  | 8704    |
| <b>CATERPILLAR V150 DIESEL ENG.; CATERPILLAR V175 DIESEL ENG.; CATERPILLAR V190 DIESEL ENG.; CATERPILLAR V290 DIESEL ENG.</b>                               |         | Ross Stg. Gear; W/Casting No. HFB52 .....   | 8706    |
| Stg. Gear Major Seal Kit; W/Ross Stg. Gear; W/Casting No. HF54; ☆J  | 8703    | Ross Stg. Gear; W/Casting No. HFB64 .....   | 8707    |
| Ross Stg. Gear; W/Casting No. HF64 .....  | 8704    | <b>1976</b>   |         |
| Ross Stg. Gear; W/Casting No. HFB52 .....   | 8706    | <b>CATERPILLAR 3208 DIESEL ENG.</b>   |         |
| Ross Stg. Gear; W/Casting No. HFB64 .....   | 8707    | Pump Seal Kit; W/Eaton Model B Pump; ☆E .....   | 8702    |
| <b>C8000</b>  |         | Pump Seal Kit; W/Eaton Model U Pump .....   | 8705    |
| <b>1990</b>   |         | Pump Seal Kit; W/TRW P.S. Pump .....  | 7898    |
| <b>CATERPILLAR 3208 DIESEL ENG.</b>   |         | Stg. Gear Major Seal Kit; W/Ross Stg. Gear; W/Casting No. HF54; ☆J  | 8703    |
| Pump Seal Kit; W/Eaton Model B Pump; ☆E .....   | 8702    | Ross Stg. Gear; W/Casting No. HF64 .....  | 8704    |
| Pump Seal Kit; W/Eaton Model U Pump .....   | 8705    | Ross Stg. Gear; W/Casting No. HFB52 .....   | 8706    |
| Stg. Gear Major Seal Kit; W/Ross Stg. Gear; W/Casting No. HF54; ☆J  | 8703    | Ross Stg. Gear; W/Casting No. HFB64 .....   | 8707    |
| Ross Stg. Gear; W/Casting No. HF64 .....  | 8704    | <b>1975</b>   |         |
| Ross Stg. Gear; W/Casting No. HFB52 .....   | 8706    | <b>CATERPILLAR 3208 DIESEL ENG.; CATERPILLAR V150 DIESEL ENG.; CATERPILLAR V175 DIESEL ENG.; CATERPILLAR V190 DIESEL ENG.; CATERPILLAR V290 DIESEL ENG.</b> |         |
| Ross Stg. Gear; W/Casting No. HFB64 .....   | 8707    | Pump Seal Kit; W/Eaton Model B Pump; ☆E .....   | 8702    |
| <b>1989-1988</b>  |         | Pump Seal Kit; W/Eaton Model U Pump .....   | 8705    |
| <b>CATERPILLAR 3208 DIESEL ENG.</b>   |         | Pump Seal Kit; W/TRW P.S. Pump .....  | 7898    |
| Pump Seal Kit; W/Eaton Model B Pump; ☆E .....   | 8702    | Stg. Gear Major Seal Kit; W/Ross Stg. Gear; W/Casting No. HF54; ☆J  | 8703    |
| Pump Seal Kit; W/Eaton Model U Pump .....   | 8705    | Ross Stg. Gear; W/Casting No. HF64 .....  | 8704    |
| Pump Seal Kit; W/TRW P.S. Pump .....  | 7898    | Ross Stg. Gear; W/Casting No. HFB52 .....   | 8706    |
| Stg. Gear Major Seal Kit; W/Ross Stg. Gear; W/Casting No. HF54; ☆J  | 8703    | Ross Stg. Gear; W/Casting No. HFB64 .....   | 8707    |
| Ross Stg. Gear; W/Casting No. HF64 .....  | 8704    | <b>1974-1972</b>  |         |
| Ross Stg. Gear; W/Casting No. HFB52 .....   | 8706    | <b>CATERPILLAR V150 DIESEL ENG.; CATERPILLAR V175 DIESEL ENG.; CATERPILLAR V190 DIESEL ENG.; CATERPILLAR V290 DIESEL ENG.</b>                               |         |
| Ross Stg. Gear; W/Casting No. HFB64 .....   | 8707    | Pump Seal Kit; W/Eaton Model B Pump; ☆E .....   | 8702    |
| <b>1987-1984</b>  |         | Pump Seal Kit; W/Eaton Model U Pump .....   | 8705    |
| <b>CATERPILLAR 3208 DIESEL ENG.</b>   |         | Pump Seal Kit; W/TRW P.S. Pump .....  | 7898    |
| Pump Complete Rebuilding Kit; W/Separate Brake Booster Pump .....   | 7910    | Stg. Gear Major Seal Kit; W/Ross Stg. Gear; W/Casting No. HF54; ☆J  | 8703    |
| Pump Seal Kit; W/Eaton Model B Pump; ☆E .....   | 8702    | Ross Stg. Gear; W/Casting No. HF64 .....  | 8704    |
| Pump Seal Kit; W/Eaton Model U Pump .....   | 8705    | Ross Stg. Gear; W/Casting No. HFB52 .....   | 8706    |
|   |         | Ross Stg. Gear; W/Casting No. HFB64 .....   | 8707    |

☆ See Pages A14 - A15 For Pump or Gear Identification.

**SYSTEM PUMP & GEAR IDENT.**

**SYSTEM & COMPONENT IDENT.**

**PASS. CARS**

**LIGHT TRUCKS**

**MEDIUM/HEAVY TRUCKS**

**BUSES**

**HOSE NUMERICAL**

**REPAIR KITS**

**KIT NUMERICAL**

**ILLUSTRATIONS**



# Power Steering Repair Kits for Medium/Heavy-Duty Trucks and Buses

|                                      | Application  | Kit No. | Application   | Kit No. |
|--------------------------------------|--|---------|---|---------|
| <b>SYSTEM PUMP &amp; GEAR IDENT.</b> | <b>FORD - Continued</b>  |         | <b>FORD - Continued</b>   |         |
| <b>SYSTEM &amp; COMPONENT IDENT.</b> | <b>C8000 - Continued</b>   |         | <b>CF6000</b>   |         |
| <b>PASS. CARS</b>                    | <b>1971</b>  |         | <b>1990</b>   |         |
| <b>LIGHT TRUCKS</b>                  | <b>CATERPILLAR V150 DIESEL ENG.; CATERPILLAR V175 DIESEL ENG.; CATERPILLAR V190 DIESEL ENG.; CATERPILLAR V290 DIESEL ENG.; CUMMINS C SERIES 8.3 L DIESEL ENG.</b>                |         | <b>FORD 6-CYL. 6.6 L DIESEL ENG.</b>  |         |
| <b>MEDIUM/HEAVY TRUCKS</b>           | Stg. Gear Major Seal Kit; W/Ross Stg. Gear; W/Casting No. HF54; ☆J <b>8703</b>   |         | Pump Seal Kit; W/Eaton Model B Pump; ☆E..... <b>8702</b>  |         |
| <b>MEDIUM/HEAVY TRUCKS</b>           | Ross Stg. Gear; W/Casting No. HF64..... <b>8704</b>  |         | Pump Seal Kit; W/Eaton Model U Pump..... <b>8705</b>  |         |
| <b>MEDIUM/HEAVY TRUCKS</b>           | Ross Stg. Gear; W/Casting No. HFB52..... <b>8706</b>   |         | Stg. Gear Major Seal Kit; W/Ross Stg. Gear; W/Casting No. HF54; ☆J <b>8703</b>  |         |
| <b>MEDIUM/HEAVY TRUCKS</b>           | Ross Stg. Gear; W/Casting No. HFB64..... <b>8707</b>   |         | Ross Stg. Gear; W/Casting No. HF64..... <b>8704</b>   |         |
| <b>MEDIUM/HEAVY TRUCKS</b>           |  |         | Ross Stg. Gear; W/Casting No. HFB52..... <b>8706</b>  |         |
| <b>MEDIUM/HEAVY TRUCKS</b>           |  |         | Ross Stg. Gear; W/Casting No. HFB64..... <b>8707</b>  |         |
| <b>MEDIUM/HEAVY TRUCKS</b>           | <b>C SERIES</b>  |         | <b>1989-1988</b>  |         |
| <b>MEDIUM/HEAVY TRUCKS</b>           | <b>1970</b>  |         | <b>FORD 6-CYL. 6.6 L DIESEL ENG.</b>  |         |
| <b>MEDIUM/HEAVY TRUCKS</b>           | <b>CATERPILLAR V-8 573 DIESEL ENG.; CATERPILLAR V150 DIESEL ENG.; CATERPILLAR V175 DIESEL ENG.; CUMMINS C SERIES 8.3 L DIESEL ENG.</b>   |         | Pump Seal Kit; W/Eaton Model B Pump; ☆E..... <b>8702</b>  |         |
| <b>MEDIUM/HEAVY TRUCKS</b>           | Stg. Gear Major Seal Kit; W/Ross Stg. Gear; W/Casting No. HF54; ☆J <b>8703</b>   |         | Pump Seal Kit; W/Eaton Model U Pump..... <b>8705</b>  |         |
| <b>MEDIUM/HEAVY TRUCKS</b>           | Ross Stg. Gear; W/Casting No. HF64..... <b>8704</b>  |         | Pump Seal Kit; W/TRW P.S. Pump..... <b>7898</b>   |         |
| <b>MEDIUM/HEAVY TRUCKS</b>           | Ross Stg. Gear; W/Casting No. HFB52..... <b>8706</b>   |         | Stg. Gear Major Seal Kit; W/Ross Stg. Gear; W/Casting No. HF54; ☆J <b>8703</b>  |         |
| <b>MEDIUM/HEAVY TRUCKS</b>           | Ross Stg. Gear; W/Casting No. HFB64..... <b>8707</b>   |         | Ross Stg. Gear; W/Casting No. HF64..... <b>8704</b>   |         |
| <b>MEDIUM/HEAVY TRUCKS</b>           |  |         | Ross Stg. Gear; W/Casting No. HFB52..... <b>8706</b>  |         |
| <b>MEDIUM/HEAVY TRUCKS</b>           |  |         | Ross Stg. Gear; W/Casting No. HFB64..... <b>8707</b>  |         |
| <b>MEDIUM/HEAVY TRUCKS</b>           | <b>FORD 6-CYL. 240 ENG.; FORD 6-CYL. 300 ENG.</b>  |         | <b>1987-1986</b>  |         |
| <b>MEDIUM/HEAVY TRUCKS</b>           | Pump Seal Kit..... <b>7168</b>   |         | <b>FORD 6-CYL. 6.6 L DIESEL ENG.</b>  |         |
| <b>MEDIUM/HEAVY TRUCKS</b>           | Pump Drive Shaft Seal Kit..... <b>8713</b>   |         | Pump Complete Rebuilding Kit; W/Separate Brake Booster Pump..... <b>7910</b>  |         |
| <b>MEDIUM/HEAVY TRUCKS</b>           | Stg. Gear Major Seal Kit; W/Ross Stg. Gear; W/Casting No. HF54; ☆J <b>8703</b>   |         | Pump Seal Kit; W/Eaton Model B Pump; ☆E..... <b>8702</b>  |         |
| <b>MEDIUM/HEAVY TRUCKS</b>           | Ross Stg. Gear; W/Casting No. HF64..... <b>8704</b>  |         | Pump Seal Kit; W/Eaton Model U Pump..... <b>8705</b>  |         |
| <b>MEDIUM/HEAVY TRUCKS</b>           | Ross Stg. Gear; W/Casting No. HFB52..... <b>8706</b>   |         | Pump Seal Kit; W/TRW P.S. Pump..... <b>7898</b>   |         |
| <b>MEDIUM/HEAVY TRUCKS</b>           | Ross Stg. Gear; W/Casting No. HFB64..... <b>8707</b>   |         | Pump Seal Kit; W/Separate Brake Booster Pump..... <b>7918</b>   |         |
| <b>MEDIUM/HEAVY TRUCKS</b>           |  |         | Pump Drive Shaft Seal Kit; W/Separate Brake Booster Pump..... <b>8709</b>   |         |
| <b>MEDIUM/HEAVY TRUCKS</b>           | <b>FORD V-8 330 ENG.; FORD V-8 359 ENG.; FORD V-8 361 ENG.; FORD V-8 389 ENG.; FORD V-8 391 ENG.; FORD V-8 401 ENG.; FORD V-8 477 ENG.; FORD V-8 534 ENG.</b>                    |         | Stg. Gear Major Seal Kit; W/Ross Stg. Gear; W/Casting No. HF54; ☆J <b>8703</b>  |         |
| <b>MEDIUM/HEAVY TRUCKS</b>           | Pump Seal Kit..... <b>8705</b>   |         | Ross Stg. Gear; W/Casting No. HF64..... <b>8704</b>   |         |
| <b>MEDIUM/HEAVY TRUCKS</b>           | Stg. Gear Major Seal Kit; W/Ross Stg. Gear; W/Casting No. HF54; ☆J <b>8703</b>   |         | Ross Stg. Gear; W/Casting No. HFB52..... <b>8706</b>  |         |
| <b>MEDIUM/HEAVY TRUCKS</b>           | Ross Stg. Gear; W/Casting No. HF64..... <b>8704</b>  |         | Ross Stg. Gear; W/Casting No. HFB64..... <b>8707</b>  |         |
| <b>MEDIUM/HEAVY TRUCKS</b>           | Ross Stg. Gear; W/Casting No. HFB52..... <b>8706</b>   |         |   |         |
| <b>MEDIUM/HEAVY TRUCKS</b>           | Ross Stg. Gear; W/Casting No. HFB64..... <b>8707</b>   |         | <b>CF7000</b>   |         |
| <b>MEDIUM/HEAVY TRUCKS</b>           |  |         | <b>1995-1994</b>  |         |
| <b>MEDIUM/HEAVY TRUCKS</b>           | <b>1969-1965</b>   |         | <b>CUMMINS B SERIES 5.9 L DIESEL ENG.; CUMMINS C SERIES 8.3 L DIESEL ENG.</b>   |         |
| <b>MEDIUM/HEAVY TRUCKS</b>           | <b>FORD 6-CYL. 240 ENG.; FORD 6-CYL. 300 ENG.</b>  |         | Pump Seal Kit; W/Eaton Model B Pump; ☆E..... <b>8702</b>  |         |
| <b>MEDIUM/HEAVY TRUCKS</b>           | Pump Seal Kit..... <b>7168</b>   |         | Pump Seal Kit; W/Eaton Model U Pump..... <b>8705</b>  |         |
| <b>MEDIUM/HEAVY TRUCKS</b>           | Pump Drive Shaft Seal Kit..... <b>8713</b>   |         | Stg. Gear Major Seal Kit; W/Ross Stg. Gear; W/Casting No. HF54; ☆J <b>8703</b>  |         |
| <b>MEDIUM/HEAVY TRUCKS</b>           | <b>FORD V-8 330 ENG.; FORD V-8 359 ENG.; FORD V-8 361 ENG.; FORD V-8 389 ENG.; FORD V-8 391 ENG.; FORD V-8 401 ENG.; FORD V-8 477 ENG.; FORD V-8 534 ENG.</b>                    |         | Ross Stg. Gear; W/Casting No. HF64..... <b>8704</b>   |         |
| <b>MEDIUM/HEAVY TRUCKS</b>           | Pump Seal Kit..... <b>8705</b>   |         | Ross Stg. Gear; W/Casting No. HFB52..... <b>8706</b>  |         |
| <b>MEDIUM/HEAVY TRUCKS</b>           |  |         | Ross Stg. Gear; W/Casting No. HFB64..... <b>8707</b>  |         |
| <b>MEDIUM/HEAVY TRUCKS</b>           | <b>1964</b>  |         | <b>1993</b>   |         |
| <b>MEDIUM/HEAVY TRUCKS</b>           | <b>FORD 6-CYL. 262 ENG.</b>  |         | <b>CUMMINS B SERIES 5.9 L DIESEL ENG.; CUMMINS C SERIES 8.3 L DIESEL ENG.; FORD 6-CYL. 6.6 L DIESEL ENG.; FORD 6-CYL. 7.8 L DIESEL ENG.</b> |         |
| <b>MEDIUM/HEAVY TRUCKS</b>           | Pump Seal Kit..... <b>7168</b>   |         | Pump Seal Kit; W/Eaton Model B Pump; ☆E..... <b>8702</b>  |         |
| <b>MEDIUM/HEAVY TRUCKS</b>           | Pump Drive Shaft Seal Kit..... <b>8713</b>   |         | Pump Seal Kit; W/Eaton Model U Pump..... <b>8705</b>  |         |
| <b>MEDIUM/HEAVY TRUCKS</b>           | <b>FORD V-8 292 ENG.; FORD V-8 330 ENG.; FORD V-8 359 ENG.; FORD V-8 361 ENG.; FORD V-8 389 ENG.; FORD V-8 391 ENG.; FORD V-8 401 ENG.; FORD V-8 477 ENG.; FORD V-8 534 ENG.</b> |         | Stg. Gear Major Seal Kit; W/Ross Stg. Gear; W/Casting No. HF54; ☆J <b>8703</b>  |         |
| <b>MEDIUM/HEAVY TRUCKS</b>           | Pump Seal Kit..... <b>8705</b>   |         | Ross Stg. Gear; W/Casting No. HF64..... <b>8704</b>   |         |
| <b>MEDIUM/HEAVY TRUCKS</b>           |  |         | Ross Stg. Gear; W/Casting No. HFB52..... <b>8706</b>  |         |
| <b>MEDIUM/HEAVY TRUCKS</b>           | <b>1963-1961</b>   |         | Ross Stg. Gear; W/Casting No. HFB64..... <b>8707</b>  |         |
| <b>MEDIUM/HEAVY TRUCKS</b>           | <b>FORD 6-CYL. 262 ENG.</b>  |         | <b>1992-1991</b>  |         |
| <b>MEDIUM/HEAVY TRUCKS</b>           | Pump Seal Kit..... <b>7168</b>   |         | <b>FORD 6-CYL. 6.6 L DIESEL ENG.; FORD 6-CYL. 7.8 L DIESEL ENG.</b>   |         |
| <b>MEDIUM/HEAVY TRUCKS</b>           | Pump Drive Shaft Seal Kit..... <b>8713</b>   |         | Pump Seal Kit; W/Eaton Model B Pump; ☆E..... <b>8702</b>  |         |
| <b>MEDIUM/HEAVY TRUCKS</b>           | <b>FORD V-8 292 ENG.; FORD V-8 302 ENG.; FORD V-8 332 ENG.; FORD V-8 401 ENG.; FORD V-8 477 ENG.; FORD V-8 534 ENG.</b>  |         | Pump Seal Kit; W/Eaton Model U Pump..... <b>8705</b>  |         |
| <b>MEDIUM/HEAVY TRUCKS</b>           | Pump Seal Kit..... <b>8705</b>   |         | Stg. Gear Major Seal Kit; W/Ross Stg. Gear; W/Casting No. HF54; ☆J <b>8703</b>  |         |
| <b>MEDIUM/HEAVY TRUCKS</b>           |  |         | Ross Stg. Gear; W/Casting No. HF64..... <b>8704</b>   |         |
| <b>MEDIUM/HEAVY TRUCKS</b>           | <b>1960-1959</b>   |         | Ross Stg. Gear; W/Casting No. HFB52..... <b>8706</b>  |         |
| <b>MEDIUM/HEAVY TRUCKS</b>           | <b>FORD V-8 292 ENG.; FORD V-8 302 ENG.; FORD V-8 332 ENG.; FORD V-8 401 ENG.; FORD V-8 477 ENG.; FORD V-8 534 ENG.</b>  |         | Ross Stg. Gear; W/Casting No. HFB64..... <b>8707</b>  |         |
| <b>MEDIUM/HEAVY TRUCKS</b>           | Pump Seal Kit..... <b>8705</b>   |         |   |         |
| <b>MEDIUM/HEAVY TRUCKS</b>           | <b>1958</b>  |         | <b>1990</b>   |         |
| <b>MEDIUM/HEAVY TRUCKS</b>           | <b>FORD V-8 272 ENG.; FORD V-8 292 ENG.; FORD V-8 302 ENG.; FORD V-8 332 ENG.; FORD V-8 401 ENG.; FORD V-8 477 ENG.; FORD V-8 534 ENG.</b>                                       |         | <b>FORD 6-CYL. 6.6 L DIESEL ENG.</b>  |         |
| <b>MEDIUM/HEAVY TRUCKS</b>           | Pump Seal Kit..... <b>8705</b>   |         | Pump Seal Kit; W/Eaton Model B Pump; ☆E..... <b>8702</b>  |         |
| <b>MEDIUM/HEAVY TRUCKS</b>           |  |         | Pump Seal Kit; W/Eaton Model U Pump..... <b>8705</b>  |         |
| <b>MEDIUM/HEAVY TRUCKS</b>           |  |         | Stg. Gear Major Seal Kit; W/Ross Stg. Gear; W/Casting No. HF54; ☆J <b>8703</b>  |         |
| <b>MEDIUM/HEAVY TRUCKS</b>           |  |         | Ross Stg. Gear; W/Casting No. HF64..... <b>8704</b>   |         |
| <b>MEDIUM/HEAVY TRUCKS</b>           |  |         | Ross Stg. Gear; W/Casting No. HFB52..... <b>8706</b>  |         |
| <b>MEDIUM/HEAVY TRUCKS</b>           |  |         | Ross Stg. Gear; W/Casting No. HFB64..... <b>8707</b>  |         |
| <b>MEDIUM/HEAVY TRUCKS</b>           |  |         | <b>1989-1988</b>  |         |
| <b>MEDIUM/HEAVY TRUCKS</b>           |  |         | <b>FORD 6-CYL. 6.6 L DIESEL ENG.</b>  |         |
| <b>MEDIUM/HEAVY TRUCKS</b>           |  |         | Pump Seal Kit; W/Eaton Model B Pump; ☆E..... <b>8702</b>  |         |
| <b>MEDIUM/HEAVY TRUCKS</b>           |  |         | Pump Seal Kit; W/Eaton Model U Pump..... <b>8705</b>  |         |
| <b>MEDIUM/HEAVY TRUCKS</b>           |  |         | Pump Seal Kit; W/TRW P.S. Pump..... <b>7898</b>   |         |
| <b>MEDIUM/HEAVY TRUCKS</b>           |  |         | Stg. Gear Major Seal Kit; W/Ross Stg. Gear; W/Casting No. HF54; ☆J <b>8703</b>  |         |

☆ See Pages A14 - A15 For Pump or Gear Identification.

# Power Steering Repair Kits for Medium/Heavy-Duty Trucks and Buses

| Application   | Kit No. | Application   | Kit No. |
|---|---------|---|---------|
| <b>FORD - Continued</b>   |         | <b>FORD - Continued</b>   |         |
| <b>CF7000 - Continued</b>   |         | <b>CF8000 - Continued</b>   |         |
| <b>1989-1988 - Continued</b>  |         | <b>1987 - Continued</b>   |         |
| <b>FORD 6-CYL. 6.6 L DIESEL ENG. - Continued</b>  |         | <b>FORD 6-CYL. 7.8 L DIESEL ENG. - Continued</b>  |         |
| Ross Stg. Gear; W/Casting No. HF64.....   | 8704    | Ross Stg. Gear; W/Casting No. HFB52.....  | 8706    |
| Ross Stg. Gear; W/Casting No. HFB52.....  | 8706    | Ross Stg. Gear; W/Casting No. HFB64.....  | 8707    |
| Ross Stg. Gear; W/Casting No. HFB64.....  | 8707    |   |         |
| <b>1987-1986</b>  |         | <b>CFT8000</b>  |         |
| <b>FORD 6-CYL. 6.6 L DIESEL ENG.</b>  |         | <b>1995-1994</b>  |         |
| Pump Complete Rebuilding Kit; W/Separate Brake Booster Pump.....  | 7910    | <b>CUMMINS B SERIES 5.9 L DIESEL ENG.; CUMMINS C SERIES 8.3 L DIESEL ENG.</b>   |         |
| Pump Seal Kit; W/Eaton Model B Pump; ☆E.....  | 8702    | Pump Seal Kit; W/Eaton Model B Pump; ☆E.....  | 8702    |
| Pump Seal Kit; W/Eaton Model U Pump.....  | 8705    | Pump Seal Kit; W/Eaton Model U Pump.....  | 8705    |
| Pump Seal Kit; W/TRW P.S. Pump.....   | 7898    | Stg. Gear Major Seal Kit; W/Ross Stg. Gear; W/Casting No. HF54; ☆J  | 8703    |
| Pump Seal Kit; W/Separate Brake Booster Pump.....   | 7918    | Ross Stg. Gear; W/Casting No. HF64.....   | 8704    |
| Pump Drive Shaft Seal Kit; W/Separate Brake Booster Pump.....   | 8709    | Ross Stg. Gear; W/Casting No. HFB52.....  | 8706    |
| Stg. Gear Major Seal Kit; W/Ross Stg. Gear; W/Casting No. HF54; ☆J  | 8703    | Ross Stg. Gear; W/Casting No. HFB64.....  | 8707    |
| Ross Stg. Gear; W/Casting No. HF64.....   | 8704    |   |         |
| Ross Stg. Gear; W/Casting No. HFB52.....  | 8706    |   |         |
| Ross Stg. Gear; W/Casting No. HFB64.....  | 8707    |   |         |
|   |         |   |         |
| <b>CF8000</b>   |         | <b>1993</b>   |         |
| <b>1995-1994</b>  |         | <b>CUMMINS B SERIES 5.9 L DIESEL ENG.; CUMMINS C SERIES 8.3 L DIESEL ENG.; FORD 6-CYL. 6.6 L DIESEL ENG.; FORD 6-CYL. 7.8 L DIESEL ENG.</b> |         |
| Pump Seal Kit; W/Eaton Model B Pump; ☆E.....  | 8702    | Pump Seal Kit; W/Eaton Model B Pump; ☆E.....  | 8702    |
| Pump Seal Kit; W/Eaton Model U Pump.....  | 8705    | Pump Seal Kit; W/Eaton Model U Pump.....  | 8705    |
| Stg. Gear Major Seal Kit; W/Ross Stg. Gear; W/Casting No. HF54; ☆J  | 8703    | Stg. Gear Major Seal Kit; W/Ross Stg. Gear; W/Casting No. HF54; ☆J  | 8703    |
| Ross Stg. Gear; W/Casting No. HF64.....   | 8704    | Ross Stg. Gear; W/Casting No. HF64.....   | 8704    |
| Ross Stg. Gear; W/Casting No. HFB52.....  | 8706    | Ross Stg. Gear; W/Casting No. HFB52.....  | 8706    |
| Ross Stg. Gear; W/Casting No. HFB64.....  | 8707    | Ross Stg. Gear; W/Casting No. HFB64.....  | 8707    |
|   |         |   |         |
| <b>1993</b>   |         | <b>1992-1991</b>  |         |
| <b>CUMMINS B SERIES 5.9 L DIESEL ENG.; CUMMINS C SERIES 8.3 L DIESEL ENG.; FORD 6-CYL. 6.6 L DIESEL ENG.; FORD 6-CYL. 7.8 L DIESEL ENG.</b> |         | <b>FORD 6-CYL. 6.6 L DIESEL ENG.; FORD 6-CYL. 7.8 L DIESEL ENG.</b>   |         |
| Pump Seal Kit; W/Eaton Model B Pump; ☆E.....  | 8702    | Pump Seal Kit; W/Eaton Model B Pump; ☆E.....  | 8702    |
| Pump Seal Kit; W/Eaton Model U Pump.....  | 8705    | Pump Seal Kit; W/Eaton Model U Pump.....  | 8705    |
| Stg. Gear Major Seal Kit; W/Ross Stg. Gear; W/Casting No. HF54; ☆J  | 8703    | Stg. Gear Major Seal Kit; W/Ross Stg. Gear; W/Casting No. HF54; ☆J  | 8703    |
| Ross Stg. Gear; W/Casting No. HF64.....   | 8704    | Ross Stg. Gear; W/Casting No. HF64.....   | 8704    |
| Ross Stg. Gear; W/Casting No. HFB52.....  | 8706    | Ross Stg. Gear; W/Casting No. HFB52.....  | 8706    |
| Ross Stg. Gear; W/Casting No. HFB64.....  | 8707    | Ross Stg. Gear; W/Casting No. HFB64.....  | 8707    |
|   |         |   |         |
| <b>1992-1991</b>  |         | <b>1990</b>   |         |
| <b>FORD 6-CYL. 6.6 L DIESEL ENG.; FORD 6-CYL. 7.8 L DIESEL ENG.</b>   |         | <b>FORD 6-CYL. 7.8 L DIESEL ENG.</b>  |         |
| Pump Seal Kit; W/Eaton Model B Pump; ☆E.....  | 8702    | Pump Seal Kit; W/Eaton Model B Pump; ☆E.....  | 8702    |
| Pump Seal Kit; W/Eaton Model U Pump.....  | 8705    | Pump Seal Kit; W/Eaton Model U Pump.....  | 8705    |
| Stg. Gear Major Seal Kit; W/Ross Stg. Gear; W/Casting No. HF54; ☆J  | 8703    | Stg. Gear Major Seal Kit; W/Ross Stg. Gear; W/Casting No. HF54; ☆J  | 8703    |
| Ross Stg. Gear; W/Casting No. HF64.....   | 8704    | Ross Stg. Gear; W/Casting No. HF64.....   | 8704    |
| Ross Stg. Gear; W/Casting No. HFB52.....  | 8706    | Ross Stg. Gear; W/Casting No. HFB52.....  | 8706    |
| Ross Stg. Gear; W/Casting No. HFB64.....  | 8707    | Ross Stg. Gear; W/Casting No. HFB64.....  | 8707    |
|   |         |   |         |
| <b>1990</b>   |         | <b>1989-1988</b>  |         |
| <b>FORD 6-CYL. 7.8 L DIESEL ENG.</b>  |         | <b>FORD 6-CYL. 7.8 L DIESEL ENG.</b>  |         |
| Pump Seal Kit; W/Eaton Model B Pump; ☆E.....  | 8702    | Pump Seal Kit; W/Eaton Model B Pump; ☆E.....  | 8702    |
| Pump Seal Kit; W/Eaton Model U Pump.....  | 8705    | Pump Seal Kit; W/Eaton Model U Pump.....  | 8705    |
| Stg. Gear Major Seal Kit; W/Ross Stg. Gear; W/Casting No. HF54; ☆J  | 8703    | Stg. Gear Major Seal Kit; W/Ross Stg. Gear; W/Casting No. HF54; ☆J  | 8703    |
| Ross Stg. Gear; W/Casting No. HF64.....   | 8704    | Ross Stg. Gear; W/Casting No. HF64.....   | 8704    |
| Ross Stg. Gear; W/Casting No. HFB52.....  | 8706    | Ross Stg. Gear; W/Casting No. HFB52.....  | 8706    |
| Ross Stg. Gear; W/Casting No. HFB64.....  | 8707    | Ross Stg. Gear; W/Casting No. HFB64.....  | 8707    |
|   |         |   |         |
| <b>1989-1988</b>  |         | <b>1987</b>   |         |
| <b>FORD 6-CYL. 7.8 L DIESEL ENG.</b>  |         | <b>FORD 6-CYL. 7.8 L DIESEL ENG.</b>  |         |
| Pump Complete Rebuilding Kit; W/Separate Brake Booster Pump.....  | 7910    | Pump Complete Rebuilding Kit; W/Separate Brake Booster Pump.....  | 7910    |
| Pump Seal Kit; W/Eaton Model B Pump; ☆E.....  | 8702    | Pump Seal Kit; W/Eaton Model B Pump; ☆E.....  | 8702    |
| Pump Seal Kit; W/Eaton Model U Pump.....  | 8705    | Pump Seal Kit; W/Eaton Model U Pump.....  | 8705    |
| Pump Seal Kit; W/TRW P.S. Pump.....   | 7898    | Pump Seal Kit; W/TRW P.S. Pump.....   | 7898    |
| Pump Seal Kit; W/Separate Brake Booster Pump.....   | 7918    | Pump Seal Kit; W/Separate Brake Booster Pump.....   | 7918    |
| Pump Drive Shaft Seal Kit; W/Separate Brake Booster Pump.....   | 8709    | Pump Drive Shaft Seal Kit; W/Separate Brake Booster Pump.....   | 8709    |
| Stg. Gear Major Seal Kit; W/Ross Stg. Gear; W/Casting No. HF54; ☆J  | 8703    | Stg. Gear Major Seal Kit; W/Ross Stg. Gear; W/Casting No. HF54; ☆J  | 8703    |
| Ross Stg. Gear; W/Casting No. HF64.....   | 8704    | Ross Stg. Gear; W/Casting No. HF64.....   | 8704    |
| Ross Stg. Gear; W/Casting No. HFB52.....  | 8706    | Ross Stg. Gear; W/Casting No. HFB52.....  | 8706    |
| Ross Stg. Gear; W/Casting No. HFB64.....  | 8707    | Ross Stg. Gear; W/Casting No. HFB64.....  | 8707    |
|   |         |   |         |
| <b>1987</b>   |         | <b>CL9000</b>   |         |
| <b>FORD 6-CYL. 7.8 L DIESEL ENG.</b>  |         | <b>1991</b>   |         |
| Pump Complete Rebuilding Kit; W/Separate Brake Booster Pump.....  | 7910    | <b>CATERPILLAR 3406 DIESEL ENG.; CUMMINS L10 DIESEL ENG.; CUMMINS N14 DIESEL ENG.</b>   |         |
| Pump Seal Kit; W/Eaton Model B Pump; ☆E.....  | 8702    | Pump Seal Kit; W/Eaton Model B Pump; ☆E.....  | 8702    |
| Pump Seal Kit; W/Eaton Model U Pump.....  | 8705    | Pump Seal Kit; W/Eaton Model U Pump.....  | 8705    |
| Pump Seal Kit; W/TRW P.S. Pump.....   | 7898    | Stg. Gear Major Seal Kit; W/Ross Stg. Gear; W/Casting No. HF54; ☆J  | 8703    |
| Pump Seal Kit; W/Separate Brake Booster Pump.....   | 7918    | Ross Stg. Gear; W/Casting No. HF64.....   | 8704    |
| Pump Drive Shaft Seal Kit; W/Separate Brake Booster Pump.....   | 8709    | Ross Stg. Gear; W/Casting No. HFB52.....  | 8706    |
| Stg. Gear Major Seal Kit; W/Ross Stg. Gear; W/Casting No. HF54; ☆J  | 8703    | Ross Stg. Gear; W/Casting No. HFB64.....  | 8707    |
| Ross Stg. Gear; W/Casting No. HF64.....   | 8704    |   |         |
| Ross Stg. Gear; W/Casting No. HFB52.....  | 8706    |   |         |
| Ross Stg. Gear; W/Casting No. HFB64.....  | 8707    |   |         |

**SYSTEM PUMP & GEAR IDENT.**

**SYSTEM & COMPONENT IDENT.**

**PASS. CARS**

**LIGHT TRUCKS**

**MEDIUM/HEAVY TRUCKS**

**BUSES**

**HOSE NUMERICAL**

**REPAIR KITS**

**KIT NUMERICAL**

**ILLUSTRATIONS**

☆ See Pages A14 - A15 For Pump or Gear Identification.





# Power Steering Repair Kits for Medium/Heavy-Duty Trucks and Buses

| Application   | Kit No. | Application  | Kit No. |
|---|---------|--|---------|
| <b>FORD - Continued</b>   |         | <b>FORD - Continued</b>  |         |
| <b>CLT9000 - Continued</b>  |         | <b>CT800 - Continued</b>   |         |
| <b>1982</b>   |         | <b>1983 - Continued</b>  |         |
| <b>CATERPILLAR 3406 DIESEL ENG.; CUMMINS KT DIESEL ENG.; CUMMINS 6-CYL. 14.0 L DIESEL ENG.; DETROIT DIESEL 6V-92 DIESEL ENG.; DETROIT DIESEL 8V-71 DIESEL ENG.; DETROIT DIESEL 8V-92 DIESEL ENG.</b>  |         | <b>DETROIT DIESEL V-8 8.2 L DIESEL ENG. - Continued</b>  |         |
| Pump Seal Kit; W/Eaton Model B Pump; ☆E.....  | 8702    | Pump Seal Kit; W/Eaton Model U Pump.....   | 8705    |
| Pump Seal Kit; W/Eaton Model U Pump.....  | 8705    | Pump Seal Kit; W/TRW P.S. Pump.....  | 7898    |
| Pump Seal Kit; W/TRW P.S. Pump.....   | 7898    | Stg. Gear Major Seal Kit; W/Ross Stg. Gear; W/Casting No. HF54; ☆J                                   | 8703    |
| Stg. Gear Major Seal Kit; W/Ross Stg. Gear; W/Casting No. HF54; ☆J  | 8703    | Ross Stg. Gear; W/Casting No. HF64.....  | 8704    |
| Ross Stg. Gear; W/Casting No. HF64.....   | 8704    | Ross Stg. Gear; W/Casting No. HFB52.....   | 8706    |
| Ross Stg. Gear; W/Casting No. HFB52.....  | 8706    | Ross Stg. Gear; W/Casting No. HFB64.....   | 8707    |
| Ross Stg. Gear; W/Casting No. HFB64.....  | 8707    |  |         |
| <b>1981</b>   |         | <b>1982</b>  |         |
| <b>CATERPILLAR 3406 DIESEL ENG.; CUMMINS 6-CYL. 14.0 L DIESEL ENG.; DETROIT DIESEL 6V-92 DIESEL ENG.; DETROIT DIESEL 8V-71 DIESEL ENG.; DETROIT DIESEL 8V-92 DIESEL ENG.</b>  |         | <b>DETROIT DIESEL V-8 8.2 L DIESEL ENG.; FORD V-8 6.1 L ENG.; FORD V-8 7.0 L ENG.</b>                |         |
| Pump Seal Kit; W/Eaton Model B Pump; ☆E.....  | 8702    | Pump Seal Kit; W/Eaton Model B Pump; ☆E.....   | 8702    |
| Pump Seal Kit; W/Eaton Model U Pump.....  | 8705    | Pump Seal Kit; W/Eaton Model U Pump.....   | 8705    |
| Pump Seal Kit; W/TRW P.S. Pump.....   | 7898    | Pump Seal Kit; W/TRW P.S. Pump.....  | 7898    |
| Stg. Gear Major Seal Kit; W/Ross Stg. Gear; W/Casting No. HF54; ☆J  | 8703    | Stg. Gear Major Seal Kit; W/Ross Stg. Gear; W/Casting No. HF54; ☆J                                   | 8703    |
| Ross Stg. Gear; W/Casting No. HF64.....   | 8704    | Ross Stg. Gear; W/Casting No. HF64.....  | 8704    |
| Ross Stg. Gear; W/Casting No. HFB52.....  | 8706    | Ross Stg. Gear; W/Casting No. HFB52.....   | 8706    |
| Ross Stg. Gear; W/Casting No. HFB64.....  | 8707    | Ross Stg. Gear; W/Casting No. HFB64.....   | 8707    |
| <b>1980</b>   |         | <b>1981</b>  |         |
| <b>CATERPILLAR 3406 DIESEL ENG.; CUMMINS 6-CYL. 14.0 L DIESEL ENG.; DETROIT DIESEL 6V-92 DIESEL ENG.; DETROIT DIESEL 8V-71 DIESEL ENG.; DETROIT DIESEL 8V-92 DIESEL ENG.</b>  |         | <b>DETROIT DIESEL V-8 8.2 L DIESEL ENG.</b>  |         |
| Pump Seal Kit; W/Eaton Model B Pump; ☆E.....  | 8702    | Pump Seal Kit; W/Eaton Model B Pump; ☆E.....   | 8702    |
| Pump Seal Kit; W/Eaton Model U Pump.....  | 8705    | Pump Seal Kit; W/Eaton Model U Pump.....   | 8705    |
| Stg. Gear Major Seal Kit; W/Ross Stg. Gear; W/Casting No. HF54; ☆J  | 8703    | Pump Seal Kit; W/TRW P.S. Pump.....  | 7898    |
| Ross Stg. Gear; W/Casting No. HF64.....   | 8704    | Stg. Gear Major Seal Kit; W/Ross Stg. Gear; W/Casting No. HF54; ☆J                                   | 8703    |
| Ross Stg. Gear; W/Casting No. HFB52.....  | 8706    | Ross Stg. Gear; W/Casting No. HF64.....  | 8704    |
| Ross Stg. Gear; W/Casting No. HFB64.....  | 8707    | Ross Stg. Gear; W/Casting No. HFB52.....   | 8706    |
| <b>1979</b>   |         | <b>1980</b>  |         |
| <b>CATERPILLAR 3406 DIESEL ENG.; CUMMINS 6-CYL. 14.0 L DIESEL ENG.; CUMMINS 6-CYL. 18.8 L DIESEL ENG.; DETROIT DIESEL 6V-92 DIESEL ENG.; DETROIT DIESEL 8V-71 DIESEL ENG.; DETROIT DIESEL 8V-71N DIESEL ENG.; DETROIT DIESEL 8V-71T DIESEL ENG.; DETROIT DIESEL 8V-92 DIESEL ENG.</b> |         | <b>DETROIT DIESEL V-8 8.2 L DIESEL ENG.; FORD V-8 6.1 L ENG.; FORD V-8 7.0 L ENG.</b>                |         |
| Pump Seal Kit; W/Eaton Model B Pump; ☆E.....  | 8702    | Pump Seal Kit; W/Eaton Model B Pump; ☆E.....   | 8702    |
| Pump Seal Kit; W/Eaton Model U Pump.....  | 8705    | Pump Seal Kit; W/Eaton Model U Pump.....   | 8705    |
| Pump Seal Kit; W/TRW P.S. Pump.....   | 7898    | Pump Seal Kit; W/TRW P.S. Pump.....  | 7898    |
| Stg. Gear Major Seal Kit; W/Ross Stg. Gear; W/Casting No. HF54; ☆J  | 8703    | Stg. Gear Major Seal Kit; W/Ross Stg. Gear; W/Casting No. HF54; ☆J                                   | 8703    |
| Ross Stg. Gear; W/Casting No. HF64.....   | 8704    | Ross Stg. Gear; W/Casting No. HF64.....  | 8704    |
| Ross Stg. Gear; W/Casting No. HFB52.....  | 8706    | Ross Stg. Gear; W/Casting No. HFB52.....   | 8706    |
| Ross Stg. Gear; W/Casting No. HFB64.....  | 8707    | Ross Stg. Gear; W/Casting No. HFB64.....   | 8707    |
| <b>1978-1971</b>  |         | <b>1981</b>  |         |
| <b>FORD V-8 330 ENG.; FORD V-8 359 ENG.; FORD V-8 361 ENG.; FORD V-8 389 ENG.; FORD V-8 391 ENG.</b>  |         | <b>DETROIT DIESEL V-8 8.2 L DIESEL ENG.</b>  |         |
| Pump Seal Kit.....  | 8705    | Pump Seal Kit; W/Eaton Model B Pump; ☆E.....   | 8702    |
| Stg. Gear Major Seal Kit; W/Ross Stg. Gear; W/Casting No. HF54; ☆J  | 8703    | Pump Seal Kit; W/Eaton Model U Pump.....   | 8705    |
| Ross Stg. Gear; W/Casting No. HF64.....   | 8704    | Pump Seal Kit; W/TRW P.S. Pump.....  | 7898    |
| Ross Stg. Gear; W/Casting No. HFB52.....  | 8706    | Stg. Gear Major Seal Kit; W/Ross Stg. Gear; W/Casting No. HF54; ☆J                                   | 8703    |
| Ross Stg. Gear; W/Casting No. HFB64.....  | 8707    | Ross Stg. Gear; W/Casting No. HF64.....  | 8704    |
| <b>CT700</b>  |         | <b>1979</b>  |         |
| <b>1978-1971</b>  |         | <b>FORD V-8 370 ENG.; FORD V-8 429 ENG.</b>  |         |
| <b>FORD V-8 330 ENG.; FORD V-8 359 ENG.; FORD V-8 361 ENG.; FORD V-8 389 ENG.; FORD V-8 391 ENG.</b>  |         | Pump Seal Kit.....   |         |
| Pump Seal Kit.....  | 8705    | Pump Seal Kit.....   |         |
| Stg. Gear Major Seal Kit; W/Ross Stg. Gear; W/Casting No. HF54; ☆J  | 8703    | Stg. Gear Major Seal Kit; W/Ross Stg. Gear; W/Casting No. HF54; ☆J                                   |         |
| Ross Stg. Gear; W/Casting No. HF64.....   | 8704    | Ross Stg. Gear; W/Casting No. HF64.....  |         |
| Ross Stg. Gear; W/Casting No. HFB52.....  | 8706    | Ross Stg. Gear; W/Casting No. HFB52.....   |         |
| Ross Stg. Gear; W/Casting No. HFB64.....  | 8707    | Ross Stg. Gear; W/Casting No. HFB64.....   |         |
| <b>CT750</b>  |         | <b>1978-1973</b>   |         |
| <b>1978-1971</b>  |         | <b>FORD V-8 330 ENG.; FORD V-8 359 ENG.; FORD V-8 361 ENG.; FORD V-8 389 ENG.; FORD V-8 391 ENG.</b> |         |
| <b>FORD V-8 330 ENG.; FORD V-8 359 ENG.; FORD V-8 361 ENG.; FORD V-8 389 ENG.; FORD V-8 391 ENG.</b>  |         | Pump Seal Kit.....   |         |
| Pump Seal Kit.....  | 8705    | Pump Seal Kit.....   |         |
| Stg. Gear Major Seal Kit; W/Ross Stg. Gear; W/Casting No. HF54; ☆J  | 8703    | Stg. Gear Major Seal Kit; W/Ross Stg. Gear; W/Casting No. HF54; ☆J                                   |         |
| Ross Stg. Gear; W/Casting No. HF64.....   | 8704    | Ross Stg. Gear; W/Casting No. HF64.....  |         |
| Ross Stg. Gear; W/Casting No. HFB52.....  | 8706    | Ross Stg. Gear; W/Casting No. HFB52.....   |         |
| Ross Stg. Gear; W/Casting No. HFB64.....  | 8707    | Ross Stg. Gear; W/Casting No. HFB64.....   |         |
| <b>CT800</b>  |         | <b>1972</b>  |         |
| <b>1983</b>   |         | <b>FORD V-8 330 ENG.; FORD V-8 359 ENG.; FORD V-8 361 ENG.; FORD V-8 389 ENG.; FORD V-8 391 ENG.</b> |         |
| <b>DETROIT DIESEL V-8 8.2 L DIESEL ENG.</b>   |         | Pump Seal Kit; W/Eaton Model B Pump; ☆E.....   |         |
| Pump Seal Kit; W/Eaton Model B Pump; ☆E.....  | 8702    | Pump Seal Kit; W/Eaton Model U Pump.....   |         |
|   |         | Pump Seal Kit; W/TRW P.S. Pump.....  |         |
|   |         | Stg. Gear Major Seal Kit; W/Ross Stg. Gear; W/Casting No. HF54; ☆J                                   |         |
|   |         | Ross Stg. Gear; W/Casting No. HF64.....  |         |
|   |         | Ross Stg. Gear; W/Casting No. HFB52.....   |         |
|   |         | Ross Stg. Gear; W/Casting No. HFB64.....   |         |

☆ See Pages A14 - A15 For Pump or Gear Identification.

SYSTEM  
PUMP &  
GEAR  
IDENT.

SYSTEM &  
COM-  
PONENT  
IDENT.

PASS.  
CARS

LIGHT  
TRUCKS

MEDIUM/  
HEAVY  
TRUCKS

BUSES

HOSE  
NUMER-  
ICAL

REPAIR  
KITS

KIT  
NUMER-  
ICAL

ILLUSTRATIONS











# Power Steering Repair Kits for Medium/Heavy-Duty Trucks and Buses

| Application   | Kit No. | Application  | Kit No. |
|---|---------|--|---------|
| <b>FORD - Continued</b>   |         | <b>FORD - Continued</b>  |         |
| <b>F600 - Continued</b>   |         | <b>F700 - Continued</b>  |         |
| <b>1978 - Continued</b>   |         | <b>1993</b>  |         |
| <b>FORD 6-CYL. 240 ENG.; FORD 6-CYL. 300 ENG. - Continued</b>   |         | <b>CUMMINS B SERIES 5.9 L DIESEL ENG.; CUMMINS C SERIES 8.3 L DIESEL ENG.; FORD 6-CYL. 6.6 L DIESEL ENG.; FORD 6-CYL. 7.8 L DIESEL ENG.; FORD V-8 7.0 L ENG.</b> |         |
| Ross Stg. Gear; W/Casting No. HF64.....   | 8704    | Pump Complete Rebuilding Kit; W/Separate Brake Booster Pump.....   | 7910    |
| Ross Stg. Gear; W/Casting No. HFB52.....  | 8706    | Pump Seal Kit; W/Eaton Model U Pump.....   | 8705    |
| Ross Stg. Gear; W/Casting No. HFB64.....  | 8707    | Pump Seal Kit; W/Separate Brake Booster Pump.....  | 7918    |
| <b>FORD V-8 330 ENG.; FORD V-8 359 ENG.; FORD V-8 361 ENG.; FORD V-8 389 ENG.; FORD V-8 391 ENG.</b>                              |         | Pump Seal Kit; W/Eaton Model B Pump; ☆E.....   | 8702    |
| Pump Seal Kit.....  | 8705    | Pump Drive Shaft Seal Kit; W/Separate Brake Booster Pump.....  | 8709    |
| Stg. Gear Major Seal Kit; W/Ross Stg. Gear; W/Casting No. HF54; ☆J.....   | 8703    | Stg. Gear Major Seal Kit; W/Ross Stg. Gear; W/Casting No. HF54; ☆J.....  | 8703    |
| Ross Stg. Gear; W/Casting No. HF64.....   | 8704    | Ross Stg. Gear; W/Casting No. HF64.....  | 8704    |
| Ross Stg. Gear; W/Casting No. HFB52.....  | 8706    | Ross Stg. Gear; W/Casting No. HFB52.....   | 8706    |
| Ross Stg. Gear; W/Casting No. HFB64.....  | 8707    | Ross Stg. Gear; W/Casting No. HFB64.....   | 8707    |
| <b>1977-1974</b>  |         | <b>1992</b>  |         |
| <b>FORD 6-CYL. 240 ENG.; FORD 6-CYL. 300 ENG.</b>   |         | <b>CUMMINS B SERIES 5.9 L DIESEL ENG.; FORD 6-CYL. 6.6 L DIESEL ENG.; FORD 6-CYL. 7.8 L DIESEL ENG.; FORD V-8 7.0 L ENG.</b>                                     |         |
| Pump Seal Kit.....  | 8705    | Pump Complete Rebuilding Kit; W/Separate Brake Booster Pump.....   | 7910    |
| Pump Drive Shaft Seal Kit.....  | 8713    | Pump Seal Kit; W/Eaton Model U Pump.....   | 8705    |
| Stg. Gear Major Seal Kit; W/Ross Stg. Gear; W/Casting No. HF54; ☆J.....   | 8703    | Pump Seal Kit; W/Separate Brake Booster Pump.....  | 7918    |
| Ross Stg. Gear; W/Casting No. HF64.....   | 8704    | Pump Seal Kit; W/Eaton Model B Pump; ☆E.....   | 8702    |
| Ross Stg. Gear; W/Casting No. HFB52.....  | 8706    | Pump Drive Shaft Seal Kit; W/Separate Brake Booster Pump.....  | 8709    |
| Ross Stg. Gear; W/Casting No. HFB64.....  | 8707    | Stg. Gear Major Seal Kit; W/Ross Stg. Gear; W/Casting No. HF54; ☆J.....  | 8703    |
| <b>FORD V-8 330 ENG.; FORD V-8 359 ENG.; FORD V-8 361 ENG.; FORD V-8 389 ENG.; FORD V-8 391 ENG.</b>                              |         | Ross Stg. Gear; W/Casting No. HF64.....  | 8704    |
| Pump Seal Kit.....  | 8705    | Ross Stg. Gear; W/Casting No. HFB52.....   | 8706    |
| Stg. Gear Major Seal Kit; W/Ross Stg. Gear; W/Casting No. HF54; ☆J.....   | 8703    | Ross Stg. Gear; W/Casting No. HFB64.....   | 8707    |
| Ross Stg. Gear; W/Casting No. HF64.....   | 8704    | <b>1991</b>  |         |
| Ross Stg. Gear; W/Casting No. HFB52.....  | 8706    | <b>FORD 6-CYL. 6.6 L DIESEL ENG.; FORD 6-CYL. 7.8 L DIESEL ENG.; FORD V-8 6.1 L ENG.; FORD V-8 7.0 L ENG.</b>  |         |
| Ross Stg. Gear; W/Casting No. HFB64.....  | 8707    | Pump Complete Rebuilding Kit; W/Separate Brake Booster Pump.....   | 7910    |
| <b>1973</b>   |         | Pump Seal Kit; W/Eaton Model U Pump.....   | 8705    |
| <b>FORD 6-CYL. 240 ENG.; FORD 6-CYL. 300 ENG.</b>   |         | Pump Seal Kit; W/Separate Brake Booster Pump.....  | 7918    |
| Pump Seal Kit.....  | 7168    | Pump Seal Kit; W/Eaton Model B Pump; ☆E.....   | 8702    |
| Pump Drive Shaft Seal Kit.....  | 8713    | Pump Drive Shaft Seal Kit; W/Separate Brake Booster Pump.....  | 8709    |
| Stg. Gear Major Seal Kit; W/Ross Stg. Gear; W/Casting No. HF54; ☆J.....   | 8703    | Stg. Gear Major Seal Kit; W/Ross Stg. Gear; W/Casting No. HF54; ☆J.....  | 8703    |
| Ross Stg. Gear; W/Casting No. HF64.....   | 8704    | Ross Stg. Gear; W/Casting No. HF64.....  | 8704    |
| Ross Stg. Gear; W/Casting No. HFB52.....  | 8706    | Ross Stg. Gear; W/Casting No. HFB52.....   | 8706    |
| Ross Stg. Gear; W/Casting No. HFB64.....  | 8707    | Ross Stg. Gear; W/Casting No. HFB64.....   | 8707    |
| <b>FORD V-8 330 ENG.; FORD V-8 359 ENG.; FORD V-8 361 ENG.; FORD V-8 389 ENG.; FORD V-8 391 ENG.</b>                              |         | <b>1990</b>  |         |
| Pump Seal Kit.....  | 8705    | <b>FORD 6-CYL. 6.6 L DIESEL ENG.; FORD 6-CYL. 7.8 L DIESEL ENG.; FORD V-8 6.1 L ENG.; FORD V-8 7.0 L ENG.</b>  |         |
| Stg. Gear Major Seal Kit; W/Ross Stg. Gear; W/Casting No. HF54; ☆J.....   | 8703    | Pump Complete Rebuilding Kit; W/Separate Brake Booster Pump.....   | 7910    |
| Ross Stg. Gear; W/Casting No. HF64.....   | 8704    | Pump Seal Kit; W/Separate Brake Booster Pump.....  | 7918    |
| Ross Stg. Gear; W/Casting No. HFB52.....  | 8706    | Pump Seal Kit; W/Eaton Model B Pump; ☆E.....   | 8702    |
| Ross Stg. Gear; W/Casting No. HFB64.....  | 8707    | Pump Drive Shaft Seal Kit; W/Separate Brake Booster Pump.....  | 8709    |
| <b>1972-1971</b>  |         | Stg. Gear Major Seal Kit; W/Ross Stg. Gear; W/Casting No. HF54; ☆J.....  | 8703    |
| <b>FORD 6-CYL. 240 ENG.; FORD 6-CYL. 300 ENG.</b>   |         | Ross Stg. Gear; W/Casting No. HF64.....  | 8704    |
| Pump Seal Kit.....  | 7168    | Ross Stg. Gear; W/Casting No. HFB52.....   | 8706    |
| Pump Drive Shaft Seal Kit.....  | 8713    | Ross Stg. Gear; W/Casting No. HFB64.....   | 8707    |
| Stg. Gear Major Seal Kit.....   | 8703    | <b>1989</b>  |         |
| <b>FORD V-8 330 ENG.; FORD V-8 359 ENG.; FORD V-8 361 ENG.; FORD V-8 389 ENG.; FORD V-8 391 ENG.</b>                              |         | <b>FORD 6-CYL. 6.6 L DIESEL ENG.; FORD 6-CYL. 7.8 L DIESEL ENG.; FORD V-8 6.1 L ENG.</b>   |         |
| Pump Seal Kit.....  | 8705    | Pump Complete Rebuilding Kit; W/Separate Brake Booster Pump.....   | 7910    |
| Stg. Gear Major Seal Kit.....   | 8703    | Pump Seal Kit; W/Separate Brake Booster Pump.....  | 7918    |
| <b>F700</b>   |         | Pump Seal Kit; W/Eaton Model B Pump; ☆E.....   | 8702    |
| <b>1995</b>   |         | Pump Drive Shaft Seal Kit; W/Separate Brake Booster Pump.....  | 8709    |
| <b>FORD V-8 7.0 L ENG.</b>  |         | Stg. Gear Major Seal Kit; W/Ross Stg. Gear; W/Casting No. HF54; ☆J.....  | 8703    |
| Pump Seal Kit; W/Eaton Model B Pump; ☆E.....  | 8702    | Ross Stg. Gear; W/Casting No. HF64.....  | 8704    |
| Pump Seal Kit; W/Eaton Model U Pump.....  | 8705    | Ross Stg. Gear; W/Casting No. HFB52.....   | 8706    |
| Stg. Gear Major Seal Kit; W/Ross Stg. Gear; W/Casting No. HF54; ☆J.....   | 8703    | Ross Stg. Gear; W/Casting No. HFB64.....   | 8707    |
| Ross Stg. Gear; W/Casting No. HF64.....   | 8704    | <b>FORD V-8 7.0 L ENG.</b>   |         |
| Ross Stg. Gear; W/Casting No. HFB52.....  | 8706    | Pump Complete Rebuilding Kit; W/Separate Brake Booster Pump.....   | 7910    |
| Ross Stg. Gear; W/Casting No. HFB64.....  | 8707    | Pump Seal Kit; W/Separate Brake Booster Pump.....  | 7918    |
| <b>1994</b>   |         | Pump Seal Kit; W/Eaton Model U Pump.....   | 8702    |
| <b>CUMMINS B SERIES 5.9 L DIESEL ENG.; CUMMINS C SERIES 8.3 L DIESEL ENG.; FORD 6-CYL. 6.6 L DIESEL ENG.; FORD V-8 7.0 L ENG.</b> |         | Pump Drive Shaft Seal Kit; W/Separate Brake Booster Pump.....  | 8709    |
| Pump Complete Rebuilding Kit; W/Separate Brake Booster Pump.....  | 7910    | Stg. Gear Major Seal Kit; W/Ross Stg. Gear; W/Casting No. HF54; ☆J.....  | 8703    |
| Pump Seal Kit; W/Eaton Model B Pump; ☆E.....  | 8702    | Ross Stg. Gear; W/Casting No. HF64.....  | 8704    |
| Pump Seal Kit; W/Eaton Model U Pump.....  | 8705    | Ross Stg. Gear; W/Casting No. HFB52.....   | 8706    |
| Pump Seal Kit; W/Separate Brake Booster Pump.....   | 7918    | Ross Stg. Gear; W/Casting No. HFB64.....   | 8707    |
| Pump Drive Shaft Seal Kit; W/Separate Brake Booster Pump.....   | 8709    | <b>1988</b>  |         |
| Stg. Gear Major Seal Kit; W/Ross Stg. Gear; W/Casting No. HF54; ☆J.....   | 8703    | <b>FORD 6-CYL. 6.6 L DIESEL ENG.; FORD 6-CYL. 7.8 L DIESEL ENG.; FORD V-8 6.1 L ENG.</b>   |         |
| Ross Stg. Gear; W/Casting No. HF64.....   | 8704    | Pump Complete Rebuilding Kit; W/Separate Brake Booster Pump.....   | 7910    |
| Ross Stg. Gear; W/Casting No. HFB52.....  | 8706    | Pump Seal Kit; W/Separate Brake Booster Pump.....  | 7918    |
| Ross Stg. Gear; W/Casting No. HFB64.....  | 8707    | Pump Seal Kit; W/Eaton Model B Pump; ☆E.....   | 8702    |

**SYSTEM PUMP & GEAR IDENT.**

**SYSTEM & COMPONENT IDENT.**

**PASS. CARS**

**LIGHT TRUCKS**

**MEDIUM/HEAVY TRUCKS**

**BUSES**

**HOSE NUMERICAL**

**REPAIR KITS**

**KIT NUMERICAL**

**ILLUSTRATIONS**

☆ See Pages A14 - A15 For Pump or Gear Identification.



# Power Steering Repair Kits for Medium/Heavy-Duty Trucks and Buses

|                                      | Application   | Kit No. | Application   | Kit No. |
|--------------------------------------|---|---------|---|---------|
| <b>SYSTEM PUMP &amp; GEAR IDENT.</b> | <b>FORD - Continued</b>   |         | <b>FORD - Continued</b>   |         |
| <b>SYSTEM &amp; COMPONENT IDENT.</b> | <b>F700 - Continued</b>   |         | <b>F700 - Continued</b>   |         |
| <b>PASS. CARS</b>                    | <b>1988 - Continued</b><br><b>FORD 6-CYL. 6.6 L DIESEL ENG.; FORD 6-CYL. 7.8 L DIESEL ENG.; FORD V-8 6.1 L ENG. - Continued</b><br>Pump Drive Shaft Seal Kit; W/Separate Brake Booster Pump ..... 8709<br>Stg. Gear Major Seal Kit; W/Ross Stg. Gear; W/Casting No. HF54; ☆J 8703<br>Ross Stg. Gear; W/Casting No. HF64 ..... 8704<br>Ross Stg. Gear; W/Casting No. HFB52 ..... 8706<br>Ross Stg. Gear; W/Casting No. HFB64 ..... 8707  |         | <b>1979 - Continued</b><br><b>FORD V-8 370 ENG.; FORD V-8 429 ENG. - Continued</b><br>Ross Stg. Gear; W/Casting No. HF64 ..... 8704<br>Ross Stg. Gear; W/Casting No. HFB52 ..... 8706<br>Ross Stg. Gear; W/Casting No. HFB64 ..... 8707   |         |
| <b>LIGHT TRUCKS</b>                  | <b>FORD V-8 7.0 L ENG.</b><br>Pump Complete Rebuilding Kit; W/Separate Brake Booster Pump ..... 7910<br>Pump Seal Kit; W/Separate Brake Booster Pump ..... 7918<br>Pump Seal Kit; W/Eaton Model U Pump ..... 8705<br>Pump Drive Shaft Seal Kit; W/Separate Brake Booster Pump ..... 8709<br>Stg. Gear Major Seal Kit; W/Ross Stg. Gear; W/Casting No. HF54; ☆J 8703<br>Ross Stg. Gear; W/Casting No. HF64 ..... 8704<br>Ross Stg. Gear; W/Casting No. HFB52 ..... 8706<br>Ross Stg. Gear; W/Casting No. HFB64 ..... 8707  |         | <b>1978-1973</b><br><b>FORD V-8 330 ENG.; FORD V-8 359 ENG.; FORD V-8 361 ENG.; FORD V-8 389 ENG.; FORD V-8 391 ENG.</b><br>Pump Seal Kit ..... 8705<br>Stg. Gear Major Seal Kit; W/Ross Stg. Gear; W/Casting No. HF54; ☆J 8703<br>Ross Stg. Gear; W/Casting No. HF64 ..... 8704<br>Ross Stg. Gear; W/Casting No. HFB52 ..... 8706<br>Ross Stg. Gear; W/Casting No. HFB64 ..... 8707  |         |
| <b>MEDIUM/HEAVY TRUCKS</b>           | <b>1987</b><br><b>DETROIT DIESEL V-8 8.2 L DIESEL ENG.; FORD 6-CYL. 6.6 L DIESEL ENG.; FORD 6-CYL. 7.8 L DIESEL ENG.; FORD V-8 6.1 L ENG.; FORD V-8 7.0 L ENG.</b><br>Pump Complete Rebuilding Kit; W/Separate Brake Booster Pump ..... 7910<br>Pump Seal Kit; W/Separate Brake Booster Pump ..... 7918<br>Pump Seal Kit; W/Eaton Model B Pump; ☆E ..... 8702<br>Pump Drive Shaft Seal Kit; W/Separate Brake Booster Pump ..... 8709<br>Stg. Gear Major Seal Kit; W/Ross Stg. Gear; W/Casting No. HF54; ☆J 8703<br>Ross Stg. Gear; W/Casting No. HF64 ..... 8704<br>Ross Stg. Gear; W/Casting No. HFB52 ..... 8706<br>Ross Stg. Gear; W/Casting No. HFB64 ..... 8707  |         | <b>1972-1971</b><br><b>FORD V-8 330 ENG.; FORD V-8 359 ENG.; FORD V-8 361 ENG.; FORD V-8 389 ENG.; FORD V-8 391 ENG.</b><br>Pump Seal Kit ..... 8705<br>Stg. Gear Major Seal Kit ..... 8703   |         |
| <b>BUSES</b>                         | <b>1986-1985</b><br><b>DETROIT DIESEL V-8 8.2 L DIESEL ENG.; FORD V-8 6.1 L ENG.; FORD V-8 7.0 L ENG.</b><br>Pump Complete Rebuilding Kit; W/Separate Brake Booster Pump ..... 7910<br>Pump Complete Rebuilding Kit; W/Saginaw P.S. Pump; ☆B ..... 7910<br>Pump Seal Kit; W/Eaton Model U Pump ..... 8705<br>Pump Seal Kit; W/TRW P.S. Pump ..... 7898<br>Pump Seal Kit; W/Separate Brake Booster Pump ..... 7918<br>Pump Seal Kit; W/Eaton Model B Pump; ☆E ..... 8702<br>Pump Seal Kit; W/Eaton P.S. Pump; ☆A ..... 8702<br>Pump Seal Kit; W/Saginaw P.S. Pump; ☆B ..... 7918<br>Pump Drive Shaft Seal Kit; W/Separate Brake Booster Pump ..... 8709<br>Pump Drive Shaft Seal Kit; W/Saginaw P.S. Pump; ☆B ..... 8709<br>Stg. Gear Major Seal Kit; W/Ross Stg. Gear; W/Casting No. HF54; ☆J 8703<br>Ross Stg. Gear; W/Casting No. HF64 ..... 8704<br>Ross Stg. Gear; W/Casting No. HFB52 ..... 8706<br>Ross Stg. Gear; W/Casting No. HFB64 ..... 8707 |         | <b>F750</b><br><b>1979</b><br><b>FORD V-8 401 ENG.; FORD V-8 475 ENG.; FORD V-8 477 ENG.; FORD V-8 534 ENG.</b><br>Pump Seal Kit ..... 8705<br>Stg. Gear Major Seal Kit; W/Ross Stg. Gear; W/Casting No. HF54; ☆J 8703<br>Ross Stg. Gear; W/Casting No. HF64 ..... 8704<br>Ross Stg. Gear; W/Casting No. HFB52 ..... 8706<br>Ross Stg. Gear; W/Casting No. HFB64 ..... 8707   |         |
| <b>HOSE NUMERICAL</b>                | <b>1984-1981</b><br><b>DETROIT DIESEL V-8 8.2 L DIESEL ENG.; FORD V-8 6.1 L ENG.; FORD V-8 7.0 L ENG.</b><br>Pump Complete Rebuilding Kit; W/Separate Brake Booster Pump ..... 7910<br>Pump Seal Kit; W/Eaton Model U Pump ..... 8705<br>Pump Seal Kit; W/TRW P.S. Pump ..... 7898<br>Pump Seal Kit; W/Separate Brake Booster Pump ..... 7918<br>Pump Seal Kit; W/Eaton Model B Pump; ☆E ..... 8702<br>Pump Drive Shaft Seal Kit; W/Separate Brake Booster Pump ..... 8709<br>Stg. Gear Major Seal Kit; W/Ross Stg. Gear; W/Casting No. HF54; ☆J 8703<br>Ross Stg. Gear; W/Casting No. HF64 ..... 8704<br>Ross Stg. Gear; W/Casting No. HFB52 ..... 8706<br>Ross Stg. Gear; W/Casting No. HFB64 ..... 8707  |         | <b>1978-1974</b><br><b>FORD V-8 330 ENG.; FORD V-8 359 ENG.; FORD V-8 361 ENG.; FORD V-8 389 ENG.; FORD V-8 391 ENG.; FORD V-8 401 ENG.; FORD V-8 475 ENG.; FORD V-8 477 ENG.; FORD V-8 534 ENG.</b><br>Pump Seal Kit ..... 8705<br>Stg. Gear Major Seal Kit; W/Ross Stg. Gear; W/Casting No. HF54; ☆J 8703<br>Ross Stg. Gear; W/Casting No. HF64 ..... 8704<br>Ross Stg. Gear; W/Casting No. HFB52 ..... 8706<br>Ross Stg. Gear; W/Casting No. HFB64 ..... 8707  |         |
| <b>REPAIR KITS</b>                   | <b>1980</b><br><b>DETROIT DIESEL V-8 8.2 L DIESEL ENG.; FORD V-8 6.1 L ENG.; FORD V-8 7.0 L ENG.</b><br>Pump Complete Rebuilding Kit; W/Separate Brake Booster Pump ..... 7910<br>Pump Seal Kit; W/Eaton Model B Pump; ☆E ..... 8702<br>Pump Seal Kit; W/Separate Brake Booster Pump ..... 7918<br>Pump Seal Kit; W/Eaton Model U Pump ..... 8705<br>Pump Drive Shaft Seal Kit; W/Separate Brake Booster Pump ..... 8709<br>Stg. Gear Major Seal Kit; W/Ross Stg. Gear; W/Casting No. HF54; ☆J 8703<br>Ross Stg. Gear; W/Casting No. HF64 ..... 8704<br>Ross Stg. Gear; W/Casting No. HFB52 ..... 8706<br>Ross Stg. Gear; W/Casting No. HFB64 ..... 8707  |         | <b>1973</b><br><b>FORD V-8 330 ENG.; FORD V-8 359 ENG.; FORD V-8 361 ENG.; FORD V-8 389 ENG.; FORD V-8 391 ENG.</b><br>Pump Seal Kit ..... 8705<br>Stg. Gear Major Seal Kit; W/Ross Stg. Gear; W/Casting No. HF54; ☆J 8703<br>Ross Stg. Gear; W/Casting No. HF64 ..... 8704<br>Ross Stg. Gear; W/Casting No. HFB52 ..... 8706<br>Ross Stg. Gear; W/Casting No. HFB64 ..... 8707   |         |
| <b>KIT NUMERICAL</b>                 | <b>1980</b><br><b>DETROIT DIESEL V-8 8.2 L DIESEL ENG.; FORD V-8 6.1 L ENG.; FORD V-8 7.0 L ENG.</b><br>Pump Complete Rebuilding Kit; W/Separate Brake Booster Pump ..... 7910<br>Pump Seal Kit; W/Eaton Model B Pump; ☆E ..... 8702<br>Pump Seal Kit; W/Separate Brake Booster Pump ..... 7918<br>Pump Seal Kit; W/Eaton Model U Pump ..... 8705<br>Pump Drive Shaft Seal Kit; W/Separate Brake Booster Pump ..... 8709<br>Stg. Gear Major Seal Kit; W/Ross Stg. Gear; W/Casting No. HF54; ☆J 8703<br>Ross Stg. Gear; W/Casting No. HF64 ..... 8704<br>Ross Stg. Gear; W/Casting No. HFB52 ..... 8706<br>Ross Stg. Gear; W/Casting No. HFB64 ..... 8707  |         | <b>1972-1971</b><br><b>FORD V-8 330 ENG.; FORD V-8 359 ENG.; FORD V-8 361 ENG.; FORD V-8 389 ENG.; FORD V-8 391 ENG.</b><br>Pump Seal Kit ..... 8705<br>Stg. Gear Major Seal Kit ..... 8703   |         |
| <b>ILLUSTRATIONS</b>                 | <b>1980</b><br><b>FORD V-8 370 ENG.; FORD V-8 429 ENG.</b><br>Pump Seal Kit ..... 8705<br>Stg. Gear Major Seal Kit; W/Ross Stg. Gear; W/Casting No. HF54; ☆J 8703   |         | <b>F800</b><br><b>1995</b><br><b>CUMMINS B SERIES 5.9 L DIESEL ENG.; CUMMINS C SERIES 8.3 L DIESEL ENG.; FORD V-8 7.0 L ENG.</b><br>Pump Seal Kit; W/Eaton Model B Pump; ☆E ..... 8702<br>Pump Seal Kit; W/Eaton Model U Pump ..... 8705<br>Stg. Gear Major Seal Kit; W/Ross Stg. Gear; W/Casting No. HF54; ☆J 8703<br>Ross Stg. Gear; W/Casting No. HF64 ..... 8704<br>Ross Stg. Gear; W/Casting No. HFB52 ..... 8706<br>Ross Stg. Gear; W/Casting No. HFB64 ..... 8707  |         |
|                                      | <b>1994</b><br><b>CUMMINS B SERIES 5.9 L DIESEL ENG.; CUMMINS C SERIES 8.3 L DIESEL ENG.; FORD V-8 7.0 L ENG.</b><br>Pump Complete Rebuilding Kit; W/Separate Brake Booster Pump ..... 7910<br>Pump Seal Kit; W/Eaton Model B Pump; ☆E ..... 8702<br>Pump Seal Kit; W/Eaton Model U Pump ..... 8705<br>Pump Seal Kit; W/Separate Brake Booster Pump ..... 7918<br>Pump Drive Shaft Seal Kit; W/Separate Brake Booster Pump ..... 8709<br>Stg. Gear Major Seal Kit; W/Ross Stg. Gear; W/Casting No. HF54; ☆J 8703<br>Ross Stg. Gear; W/Casting No. HF64 ..... 8704   |         | <b>1994</b><br><b>CUMMINS B SERIES 5.9 L DIESEL ENG.; CUMMINS C SERIES 8.3 L DIESEL ENG.; FORD V-8 7.0 L ENG.</b><br>Pump Complete Rebuilding Kit; W/Separate Brake Booster Pump ..... 7910<br>Pump Seal Kit; W/Eaton Model B Pump; ☆E ..... 8702<br>Pump Seal Kit; W/Eaton Model U Pump ..... 8705<br>Pump Seal Kit; W/Separate Brake Booster Pump ..... 7918<br>Pump Drive Shaft Seal Kit; W/Separate Brake Booster Pump ..... 8709<br>Stg. Gear Major Seal Kit; W/Ross Stg. Gear; W/Casting No. HF54; ☆J 8703<br>Ross Stg. Gear; W/Casting No. HF64 ..... 8704 |         |

☆ See Pages A14 - A15 For Pump or Gear Identification.

# Power Steering Repair Kits for Medium/Heavy-Duty Trucks and Buses

| Application  | Kit No. | Application  | Kit No. |
|--|---------|--|---------|
| <b>FORD - Continued</b>  |         | <b>FORD - Continued</b>  |         |
| <b>F800 - Continued</b>  |         | <b>F800 - Continued</b>  |         |
| 1994 - Continued   |         | 1988 - Continued   |         |
| <b>CUMMINS B SERIES 5.9 L DIESEL ENG.; CUMMINS C SERIES 8.3 L DIESEL ENG.; FORD V-8 7.0 L ENG. - Continued</b>   |         | <b>FORD V-8 7.0 L ENG.</b>   |         |
| Ross Stg. Gear; W/Casting No. HFB52  | 8706    | Pump Complete Rebuilding Kit; W/Separate Brake Booster Pump  | 7910    |
| Ross Stg. Gear; W/Casting No. HFB64  | 8707    | Pump Seal Kit; W/Separate Brake Booster Pump   | 7918    |
| <b>1993</b>  |         | Pump Seal Kit; W/Eaton Model U Pump  | 8702    |
| <b>CUMMINS B SERIES 5.9 L DIESEL ENG.; CUMMINS C SERIES 8.3 L DIESEL ENG.; FORD 6-CYL. 6.6 L DIESEL ENG.; FORD 6-CYL. 7.8 L DIESEL ENG.; FORD V-8 7.0 L ENG.</b> |         | Pump Drive Shaft Seal Kit; W/Separate Brake Booster Pump   | 8709    |
| Pump Complete Rebuilding Kit; W/Separate Brake Booster Pump  | 7910    | Stg. Gear Major Seal Kit; W/Ross Stg. Gear; W/Casting No. HF54; ☆J   | 8703    |
| Pump Seal Kit; W/Eaton Model U Pump  | 8705    | Ross Stg. Gear; W/Casting No. HF64   | 8704    |
| Pump Seal Kit; W/Separate Brake Booster Pump   | 7918    | Ross Stg. Gear; W/Casting No. HFB52  | 8706    |
| Pump Seal Kit; W/Eaton Model B Pump; ☆E  | 8702    | Ross Stg. Gear; W/Casting No. HFB64  | 8707    |
| Pump Drive Shaft Seal Kit; W/Separate Brake Booster Pump   | 8709    | <b>1987</b>  |         |
| Stg. Gear Major Seal Kit; W/Ross Stg. Gear; W/Casting No. HF54; ☆J   | 8703    | <b>DETROIT DIESEL V-8 8.2 L DIESEL ENG.; FORD 6-CYL. 6.6 L DIESEL ENG.; FORD 6-CYL. 7.8 L DIESEL ENG.; FORD V-8 6.1 L ENG.; FORD V-8 7.0 L ENG.</b>                              |         |
| Ross Stg. Gear; W/Casting No. HF64   | 8704    | Pump Complete Rebuilding Kit; W/Separate Brake Booster Pump  | 7910    |
| Ross Stg. Gear; W/Casting No. HFB52  | 8706    | Pump Seal Kit; W/Separate Brake Booster Pump   | 7918    |
| Ross Stg. Gear; W/Casting No. HFB64  | 8707    | Pump Seal Kit; W/Eaton Model B Pump; ☆E  | 8702    |
| <b>1992</b>  |         | Pump Drive Shaft Seal Kit; W/Separate Brake Booster Pump   | 8709    |
| <b>CUMMINS B SERIES 5.9 L DIESEL ENG.; FORD 6-CYL. 6.6 L DIESEL ENG.; FORD 6-CYL. 7.8 L DIESEL ENG.; FORD V-8 7.0 L ENG.</b>                                     |         | Stg. Gear Major Seal Kit; W/Ross Stg. Gear; W/Casting No. HF54; ☆J   | 8703    |
| Pump Complete Rebuilding Kit; W/Separate Brake Booster Pump  | 7910    | Ross Stg. Gear; W/Casting No. HF64   | 8704    |
| Pump Seal Kit; W/Eaton Model U Pump  | 8705    | Ross Stg. Gear; W/Casting No. HFB52  | 8706    |
| Pump Seal Kit; W/Separate Brake Booster Pump   | 7918    | Ross Stg. Gear; W/Casting No. HFB64  | 8707    |
| Pump Seal Kit; W/Eaton Model B Pump; ☆E  | 8702    | <b>1986-1981</b>   |         |
| Pump Drive Shaft Seal Kit; W/Separate Brake Booster Pump   | 8709    | <b>DETROIT DIESEL V-8 8.2 L DIESEL ENG.; FORD V-8 6.1 L ENG.; FORD V-8 7.0 L ENG.</b>  |         |
| Stg. Gear Major Seal Kit; W/Ross Stg. Gear; W/Casting No. HF54; ☆J   | 8703    | Pump Complete Rebuilding Kit; W/Separate Brake Booster Pump  | 7910    |
| Ross Stg. Gear; W/Casting No. HF64   | 8704    | Pump Seal Kit; W/Eaton Model U Pump  | 8705    |
| Ross Stg. Gear; W/Casting No. HFB52  | 8706    | Pump Seal Kit; W/TRW P.S. Pump   | 7898    |
| Ross Stg. Gear; W/Casting No. HFB64  | 8707    | Pump Seal Kit; W/Separate Brake Booster Pump   | 7918    |
| <b>1991</b>  |         | Pump Seal Kit; W/Eaton Model B Pump; ☆E  | 8702    |
| <b>FORD 6-CYL. 6.6 L DIESEL ENG.; FORD 6-CYL. 7.8 L DIESEL ENG.; FORD V-8 6.1 L ENG.; FORD V-8 7.0 L ENG.</b>  |         | Pump Drive Shaft Seal Kit; W/Separate Brake Booster Pump   | 8709    |
| Pump Complete Rebuilding Kit; W/Separate Brake Booster Pump  | 7910    | Stg. Gear Major Seal Kit; W/Ross Stg. Gear; W/Casting No. HF54; ☆J   | 8703    |
| Pump Seal Kit; W/Eaton Model U Pump  | 8705    | Ross Stg. Gear; W/Casting No. HF64   | 8704    |
| Pump Seal Kit; W/Separate Brake Booster Pump   | 7918    | Ross Stg. Gear; W/Casting No. HFB52  | 8706    |
| Pump Seal Kit; W/Eaton Model B Pump; ☆E  | 8702    | Ross Stg. Gear; W/Casting No. HFB64  | 8707    |
| Pump Drive Shaft Seal Kit; W/Separate Brake Booster Pump   | 8709    | <b>1980</b>  |         |
| Stg. Gear Major Seal Kit; W/Ross Stg. Gear; W/Casting No. HF54; ☆J   | 8703    | <b>DETROIT DIESEL V-8 8.2 L DIESEL ENG.; FORD V-8 6.1 L ENG.; FORD V-8 7.0 L ENG.</b>  |         |
| Ross Stg. Gear; W/Casting No. HF64   | 8704    | Pump Complete Rebuilding Kit; W/Separate Brake Booster Pump  | 7910    |
| Ross Stg. Gear; W/Casting No. HFB52  | 8706    | Pump Seal Kit; W/Eaton Model B Pump; ☆E  | 8702    |
| Ross Stg. Gear; W/Casting No. HFB64  | 8707    | Pump Seal Kit; W/Separate Brake Booster Pump   | 7918    |
| <b>1990</b>  |         | Pump Seal Kit; W/Eaton Model U Pump  | 8705    |
| <b>FORD 6-CYL. 6.6 L DIESEL ENG.; FORD 6-CYL. 7.8 L DIESEL ENG.; FORD V-8 7.0 L ENG.</b>   |         | Pump Drive Shaft Seal Kit; W/Separate Brake Booster Pump   | 8709    |
| Pump Complete Rebuilding Kit; W/Separate Brake Booster Pump  | 7910    | Stg. Gear Major Seal Kit; W/Ross Stg. Gear; W/Casting No. HF54; ☆J   | 8703    |
| Pump Seal Kit; W/Eaton Model U Pump  | 8705    | Ross Stg. Gear; W/Casting No. HF64   | 8704    |
| Pump Seal Kit; W/Separate Brake Booster Pump   | 7918    | Ross Stg. Gear; W/Casting No. HFB52  | 8706    |
| Pump Seal Kit; W/Eaton Model B Pump; ☆E  | 8702    | Ross Stg. Gear; W/Casting No. HFB64  | 8707    |
| Pump Drive Shaft Seal Kit; W/Separate Brake Booster Pump   | 8709    | <b>1979</b>  |         |
| Stg. Gear Major Seal Kit; W/Ross Stg. Gear; W/Casting No. HF54; ☆J   | 8703    | <b>FORD V-8 370 ENG.; FORD V-8 401 ENG.; FORD V-8 429 ENG.; FORD V-8 475 ENG.; FORD V-8 477 ENG.; FORD V-8 534 ENG.</b>  |         |
| Ross Stg. Gear; W/Casting No. HF64   | 8704    | Pump Seal Kit  | 8705    |
| Ross Stg. Gear; W/Casting No. HFB52  | 8706    | Stg. Gear Major Seal Kit; W/Ross Stg. Gear; W/Casting No. HF54; ☆J   | 8703    |
| Ross Stg. Gear; W/Casting No. HFB64  | 8707    | Ross Stg. Gear; W/Casting No. HF64   | 8704    |
| <b>1989</b>  |         | Ross Stg. Gear; W/Casting No. HFB52  | 8706    |
| <b>FORD 6-CYL. 7.8 L DIESEL ENG.; FORD V-8 7.0 L ENG.</b>  |         | Ross Stg. Gear; W/Casting No. HFB64  | 8707    |
| Pump Complete Rebuilding Kit; W/Separate Brake Booster Pump  | 7910    | <b>1978-1974</b>   |         |
| Pump Seal Kit; W/Separate Brake Booster Pump   | 7918    | <b>FORD V-8 330 ENG.; FORD V-8 359 ENG.; FORD V-8 361 ENG.; FORD V-8 389 ENG.; FORD V-8 391 ENG.; FORD V-8 401 ENG.; FORD V-8 475 ENG.; FORD V-8 477 ENG.; FORD V-8 534 ENG.</b> |         |
| Pump Seal Kit; W/Eaton Model B Pump; ☆E  | 8702    | Pump Seal Kit  | 8705    |
| Pump Drive Shaft Seal Kit; W/Separate Brake Booster Pump   | 8709    | Stg. Gear Major Seal Kit; W/Ross Stg. Gear; W/Casting No. HF54; ☆J   | 8703    |
| Stg. Gear Major Seal Kit; W/Ross Stg. Gear; W/Casting No. HF54; ☆J   | 8703    | Ross Stg. Gear; W/Casting No. HF64   | 8704    |
| Ross Stg. Gear; W/Casting No. HF64   | 8704    | Ross Stg. Gear; W/Casting No. HFB52  | 8706    |
| Ross Stg. Gear; W/Casting No. HFB52  | 8706    | Ross Stg. Gear; W/Casting No. HFB64  | 8707    |
| Ross Stg. Gear; W/Casting No. HFB64  | 8707    | <b>1973</b>  |         |
| <b>1988</b>  |         | <b>FORD V-8 330 ENG.; FORD V-8 359 ENG.; FORD V-8 361 ENG.; FORD V-8 389 ENG.; FORD V-8 391 ENG.</b>   |         |
| <b>FORD 6-CYL. 7.8 L DIESEL ENG.</b>   |         | Pump Seal Kit  | 8705    |
| Pump Complete Rebuilding Kit; W/Separate Brake Booster Pump  | 7910    | Stg. Gear Major Seal Kit; W/Ross Stg. Gear; W/Casting No. HF54; ☆J   | 8703    |
| Pump Seal Kit; W/Separate Brake Booster Pump   | 7918    | Ross Stg. Gear; W/Casting No. HF64   | 8704    |
| Pump Seal Kit; W/Eaton Model B Pump; ☆E  | 8702    | Ross Stg. Gear; W/Casting No. HFB52  | 8706    |
| Pump Drive Shaft Seal Kit; W/Separate Brake Booster Pump   | 8709    | Ross Stg. Gear; W/Casting No. HFB64  | 8707    |
| Stg. Gear Major Seal Kit; W/Ross Stg. Gear; W/Casting No. HF54; ☆J   | 8703    | <b>1973</b>  |         |
| Ross Stg. Gear; W/Casting No. HF64   | 8704    | <b>FORD V-8 330 ENG.; FORD V-8 359 ENG.; FORD V-8 361 ENG.; FORD V-8 389 ENG.; FORD V-8 391 ENG.</b>   |         |
| Ross Stg. Gear; W/Casting No. HFB52  | 8706    | Pump Seal Kit  | 8705    |
| Ross Stg. Gear; W/Casting No. HFB64  | 8707    | Stg. Gear Major Seal Kit; W/Ross Stg. Gear; W/Casting No. HF54; ☆J   | 8703    |
| <b>1987</b>  |         | Ross Stg. Gear; W/Casting No. HF64   | 8704    |
| <b>DETROIT DIESEL V-8 8.2 L DIESEL ENG.; FORD 6-CYL. 6.6 L DIESEL ENG.; FORD 6-CYL. 7.8 L DIESEL ENG.; FORD V-8 6.1 L ENG.; FORD V-8 7.0 L ENG.</b>              |         | Ross Stg. Gear; W/Casting No. HFB52  | 8706    |
| Pump Complete Rebuilding Kit; W/Separate Brake Booster Pump  | 7910    | Ross Stg. Gear; W/Casting No. HFB64  | 8707    |
| Pump Seal Kit; W/Separate Brake Booster Pump   | 7918    | <b>1973</b>  |         |
| Pump Seal Kit; W/Eaton Model B Pump; ☆E  | 8702    | <b>FORD V-8 330 ENG.; FORD V-8 359 ENG.; FORD V-8 361 ENG.; FORD V-8 389 ENG.; FORD V-8 391 ENG.</b>   |         |
| Pump Drive Shaft Seal Kit; W/Separate Brake Booster Pump   | 8709    | Pump Seal Kit  | 8705    |
| Stg. Gear Major Seal Kit; W/Ross Stg. Gear; W/Casting No. HF54; ☆J   | 8703    | Stg. Gear Major Seal Kit; W/Ross Stg. Gear; W/Casting No. HF54; ☆J   | 8703    |
| Ross Stg. Gear; W/Casting No. HF64   | 8704    | Ross Stg. Gear; W/Casting No. HF64   | 8704    |
| Ross Stg. Gear; W/Casting No. HFB52  | 8706    | Ross Stg. Gear; W/Casting No. HFB52  | 8706    |
| Ross Stg. Gear; W/Casting No. HFB64  | 8707    | Ross Stg. Gear; W/Casting No. HFB64  | 8707    |

☆ See Pages A14 - A15 For Pump or Gear Identification.

**SYSTEM PUMP & GEAR IDENT.**

**SYSTEM & COMPONENT IDENT.**

**PASS. CARS**

**LIGHT TRUCKS**

**MEDIUM/HEAVY TRUCKS**

**BUSES**

**HOSE NUMERICAL**

**REPAIR KITS**

**KIT NUMERICAL**

**ILLUSTRATIONS**





# Power Steering Repair Kits for Medium/Heavy-Duty Trucks and Buses

| Application   | Kit No. | Application   | Kit No. |
|---|---------|---|---------|
| <b>FORD - Continued</b>   |         | <b>FORD - Continued</b>   |         |
| <b>F1100 - Continued</b>  |         | <b>F7000 - Continued</b>  |         |
| 1979 - Continued  |         | 1984  |         |
| <b>FORD V-8 401 ENG.; FORD V-8 475 ENG.; FORD V-8 477 ENG.; FORD V-8 534 ENG. - Continued</b>                                 |         | <b>CATERPILLAR 3208 DIESEL ENG.</b>   |         |
| Ross Stg. Gear; W/Casting No. HF64.....   | 8704    | Pump Complete Rebuilding Kit; W/Separate Brake Booster Pump.....  | 7910    |
| Ross Stg. Gear; W/Casting No. HFB52.....  | 8706    | Pump Seal Kit; W/Eaton Model U Pump.....  | 8705    |
| Ross Stg. Gear; W/Casting No. HFB64.....  | 8707    | Pump Seal Kit; W/TRW P.S. Pump.....   | 7898    |
| <b>1978-1977</b>  |         | Pump Seal Kit; W/Separate Brake Booster Pump.....   | 7918    |
| <b>FORD V-8 401 ENG.; FORD V-8 475 ENG.; FORD V-8 477 ENG.; FORD V-8 534 ENG.</b>   |         | Pump Seal Kit; W/Eaton Model B Pump; ☆E.....  | 8702    |
| Stg. Gear Major Seal Kit; W/Ross Stg. Gear; W/Casting No. HF54; ☆J  | 8703    | Pump Drive Shaft Seal Kit; W/Separate Brake Booster Pump.....   | 8709    |
| Ross Stg. Gear; W/Casting No. HF64.....   | 8704    | Stg. Gear Major Seal Kit; W/Ross Stg. Gear; W/Casting No. HF54; ☆J  | 8703    |
| Ross Stg. Gear; W/Casting No. HFB52.....  | 8706    | Ross Stg. Gear; W/Casting No. HF64.....   | 8704    |
| Ross Stg. Gear; W/Casting No. HFB64.....  | 8707    | Ross Stg. Gear; W/Casting No. HFB52.....  | 8706    |
| <b>1976-1974</b>  |         | Ross Stg. Gear; W/Casting No. HFB64.....  | 8707    |
| <b>FORD V-8 401 ENG.; FORD V-8 475 ENG.; FORD V-8 477 ENG.; FORD V-8 534 ENG.</b>   |         | <b>1983</b>   |         |
| Pump Seal Kit; W/Eaton Model B Pump; ☆E.....  | 8702    | <b>CATERPILLAR 3208 DIESEL ENG.</b>   |         |
| Pump Seal Kit; W/Eaton Model U Pump.....  | 8705    | Pump Complete Rebuilding Kit; W/Separate Brake Booster Pump.....  | 7910    |
| Pump Seal Kit; W/TRW P.S. Pump.....   | 7898    | Pump Seal Kit; W/Separate Brake Booster Pump.....   | 7918    |
| Stg. Gear Major Seal Kit; W/Ross Stg. Gear; W/Casting No. HF54; ☆J  | 8703    | Pump Seal Kit; W/Eaton Model B Pump; ☆E.....  | 8702    |
| Ross Stg. Gear; W/Casting No. HF64.....   | 8704    | Pump Drive Shaft Seal Kit; W/Separate Brake Booster Pump.....   | 8709    |
| Ross Stg. Gear; W/Casting No. HFB52.....  | 8706    | Stg. Gear Major Seal Kit; W/Ross Stg. Gear; W/Casting No. HF54; ☆J  | 8703    |
| Ross Stg. Gear; W/Casting No. HFB64.....  | 8707    | Ross Stg. Gear; W/Casting No. HF64.....   | 8704    |
| <b>F6000</b>  |         | Ross Stg. Gear; W/Casting No. HFB52.....  | 8706    |
| <b>1975-1973</b>  |         | Ross Stg. Gear; W/Casting No. HFB64.....  | 8707    |
| <b>CATERPILLAR V150 DIESEL ENG.; CATERPILLAR V175 DIESEL ENG.; CATERPILLAR V190 DIESEL ENG.; CATERPILLAR V290 DIESEL ENG.</b> |         | <b>1979-1978</b>  |         |
| Pump Seal Kit; W/Eaton Model B Pump; ☆E.....  | 8702    | <b>CATERPILLAR 3208 DIESEL ENG.</b>   |         |
| Pump Seal Kit; W/Eaton Model U Pump.....  | 8705    | Stg. Gear Major Seal Kit; W/Ross Stg. Gear; W/Casting No. HF54; ☆J  | 8703    |
| Pump Seal Kit; W/TRW P.S. Pump.....   | 7898    | Ross Stg. Gear; W/Casting No. HF64.....   | 8704    |
| Stg. Gear Major Seal Kit; W/Ross Stg. Gear; W/Casting No. HF54; ☆J  | 8703    | Ross Stg. Gear; W/Casting No. HFB52.....  | 8706    |
| Ross Stg. Gear; W/Casting No. HF64.....   | 8704    | Ross Stg. Gear; W/Casting No. HFB64.....  | 8707    |
| Ross Stg. Gear; W/Casting No. HFB52.....  | 8706    | <b>1977</b>   |         |
| Ross Stg. Gear; W/Casting No. HFB64.....  | 8707    | <b>CATERPILLAR 3208 DIESEL ENG.</b>   |         |
| <b>1972</b>   |         | Stg. Gear Major Seal Kit; W/Ross Stg. Gear; W/Casting No. HF54; ☆J  | 8703    |
| <b>CATERPILLAR V150 DIESEL ENG.; CATERPILLAR V175 DIESEL ENG.; CATERPILLAR V190 DIESEL ENG.; CATERPILLAR V290 DIESEL ENG.</b> |         | Ross Stg. Gear; W/Casting No. HF64.....   | 8704    |
| Pump Seal Kit; W/Eaton Model B Pump; ☆E.....  | 8702    | Ross Stg. Gear; W/Casting No. HFB52.....  | 8706    |
| Pump Seal Kit; W/Eaton Model U Pump.....  | 8705    | Ross Stg. Gear; W/Casting No. HFB64.....  | 8707    |
| Pump Seal Kit; W/TRW P.S. Pump.....   | 7898    | Stg. Gear Major Seal Kit; W/TRW P.S. Pump.....  | 8703    |
| <b>F7000</b>  |         | <b>1976</b>   |         |
| <b>1987</b>   |         | <b>CATERPILLAR 3208 DIESEL ENG.</b>   |         |
| <b>CATERPILLAR 3208 DIESEL ENG.</b>   |         | Pump Seal Kit; W/Eaton Model B Pump; ☆E.....  | 8702    |
| Pump Complete Rebuilding Kit; W/Separate Brake Booster Pump.....  | 7910    | Pump Seal Kit; W/Eaton Model U Pump.....  | 8705    |
| Pump Seal Kit; W/Separate Brake Booster Pump.....   | 7918    | Pump Seal Kit; W/TRW P.S. Pump.....   | 7898    |
| Pump Seal Kit; W/Eaton Model B Pump; ☆E.....  | 8702    | Stg. Gear Major Seal Kit; W/Ross Stg. Gear; W/Casting No. HF54; ☆J  | 8703    |
| Pump Drive Shaft Seal Kit; W/Separate Brake Booster Pump.....   | 8709    | Ross Stg. Gear; W/Casting No. HF64.....   | 8704    |
| Stg. Gear Major Seal Kit; W/Ross Stg. Gear; W/Casting No. HF54; ☆J  | 8703    | Ross Stg. Gear; W/Casting No. HFB52.....  | 8706    |
| Ross Stg. Gear; W/Casting No. HF64.....   | 8704    | Ross Stg. Gear; W/Casting No. HFB64.....  | 8707    |
| Ross Stg. Gear; W/Casting No. HFB52.....  | 8706    | Stg. Gear Major Seal Kit; W/TRW P.S. Pump.....  | 8703    |
| Ross Stg. Gear; W/Casting No. HFB64.....  | 8707    | <b>1975</b>   |         |
| <b>1986-1985</b>  |         | <b>CATERPILLAR 3208 DIESEL ENG.; CATERPILLAR V150 DIESEL ENG.; CATERPILLAR V175 DIESEL ENG.; CATERPILLAR V190 DIESEL ENG.; CATERPILLAR V290 DIESEL ENG.</b> |         |
| <b>CATERPILLAR 3208 DIESEL ENG.</b>   |         | Pump Seal Kit; W/Eaton Model B Pump; ☆E.....  | 8702    |
| Pump Complete Rebuilding Kit; W/Separate Brake Booster Pump.....  | 7910    | Pump Seal Kit; W/Eaton Model U Pump.....  | 8705    |
| Pump Complete Rebuilding Kit; W/Saginaw P.S. Pump; ☆B.....  | 7910    | Pump Seal Kit; W/TRW P.S. Pump.....   | 7898    |
| Pump Seal Kit; W/Eaton Model U Pump.....  | 8705    | Stg. Gear Major Seal Kit; W/Ross Stg. Gear; W/Casting No. HF54; ☆J  | 8703    |
| Pump Seal Kit; W/TRW P.S. Pump.....   | 7898    | Ross Stg. Gear; W/Casting No. HF64.....   | 8704    |
| Pump Seal Kit; W/Separate Brake Booster Pump.....   | 7918    | Ross Stg. Gear; W/Casting No. HFB52.....  | 8706    |
| Pump Seal Kit; W/Eaton Model B Pump; ☆E.....  | 8702    | Ross Stg. Gear; W/Casting No. HFB64.....  | 8707    |
| Pump Seal Kit; W/Eaton Model P.S. Pump; ☆A.....   | 8702    | <b>1974-1973</b>  |         |
| Pump Seal Kit; W/Saginaw P.S. Pump; ☆B.....   | 7918    | <b>CATERPILLAR V150 DIESEL ENG.; CATERPILLAR V175 DIESEL ENG.; CATERPILLAR V190 DIESEL ENG.; CATERPILLAR V290 DIESEL ENG.</b>                               |         |
| Pump Drive Shaft Seal Kit; W/Separate Brake Booster Pump.....   | 8709    | Pump Seal Kit; W/Eaton Model B Pump; ☆E.....  | 8702    |
| Pump Drive Shaft Seal Kit; W/Saginaw P.S. Pump; ☆B.....   | 8709    | Pump Seal Kit; W/Eaton Model U Pump.....  | 8705    |
| Stg. Gear Major Seal Kit; W/Ross Stg. Gear; W/Casting No. HF54; ☆J  | 8703    | Pump Seal Kit; W/TRW P.S. Pump.....   | 7898    |
| Ross Stg. Gear; W/Casting No. HF64.....   | 8704    | Stg. Gear Major Seal Kit; W/Ross Stg. Gear; W/Casting No. HF54; ☆J  | 8703    |
| Ross Stg. Gear; W/Casting No. HFB52.....  | 8706    | Ross Stg. Gear; W/Casting No. HF64.....   | 8704    |
| Ross Stg. Gear; W/Casting No. HFB64.....  | 8707    | Ross Stg. Gear; W/Casting No. HFB52.....  | 8706    |
| <b>1987</b>   |         | Ross Stg. Gear; W/Casting No. HFB64.....  | 8707    |
| <b>CATERPILLAR 3208 DIESEL ENG.</b>   |         | <b>1972</b>   |         |
| Pump Complete Rebuilding Kit; W/Separate Brake Booster Pump.....  | 7910    | <b>CATERPILLAR V150 DIESEL ENG.; CATERPILLAR V175 DIESEL ENG.; CATERPILLAR V190 DIESEL ENG.; CATERPILLAR V290 DIESEL ENG.</b>                               |         |
| Pump Seal Kit; W/Separate Brake Booster Pump.....   | 7918    | Pump Seal Kit; W/Eaton Model B Pump; ☆E.....  | 8702    |
| Pump Seal Kit; W/Eaton Model B Pump; ☆E.....  | 8702    | Pump Seal Kit; W/Eaton Model U Pump.....  | 8705    |
| Pump Drive Shaft Seal Kit; W/Separate Brake Booster Pump.....   | 8709    | Pump Seal Kit; W/TRW P.S. Pump.....   | 7898    |
| Stg. Gear Major Seal Kit; W/Ross Stg. Gear; W/Casting No. HF54; ☆J  | 8703    | Stg. Gear Major Seal Kit; W/Ross Stg. Gear; W/Casting No. HF54; ☆J  | 8703    |
| Ross Stg. Gear; W/Casting No. HF64.....   | 8704    | Ross Stg. Gear; W/Casting No. HF64.....   | 8704    |
| Ross Stg. Gear; W/Casting No. HFB52.....  | 8706    | Ross Stg. Gear; W/Casting No. HFB52.....  | 8706    |
| Ross Stg. Gear; W/Casting No. HFB64.....  | 8707    | Ross Stg. Gear; W/Casting No. HFB64.....  | 8707    |

☆ See Pages A14 - A15 For Pump or Gear Identification.

SYSTEM  
PUMP &  
GEAR  
IDENT.

SYSTEM &  
COM-  
PONENT  
IDENT.

PASS.  
CARS

LIGHT  
TRUCKS

MEDIUM/  
HEAVY  
TRUCKS

BUSES

HOSE  
NUMER-  
ICAL

REPAIR  
KITS

KIT  
NUMER-  
ICAL

ILLUST-  
RATIONS



# Power Steering Repair Kits for Medium/Heavy-Duty Trucks and Buses

|  | Application  | Kit No.   | Application  | Kit No. |
|--|--|---|--|---------|
| <b>SYSTEM PUMP &amp; GEAR IDENT.</b>   | <b>FORD - Continued</b>  |   | <b>FORD - Continued</b>  |         |
|  | <b>F7000 - Continued</b>   |   | <b>F SERIES - Continued</b>  |         |
|  | 1972 - Continued   |   | 1970 - Continued   |         |
|  | CATERPILLAR V150 DIESEL ENG.; CATERPILLAR V175 DIESEL ENG.; CATERPILLAR V190 DIESEL ENG.; CATERPILLAR V290 DIESEL ENG. - Continued |   | FORD V-8 330 ENG.; FORD V-8 359 ENG.; FORD V-8 361 ENG.; FORD V-8 389 ENG.; FORD V-8 391 ENG. - Continued  |         |
|  | Pump Seal Kit; W/TRW P.S. Pump..... 7898   |   | Ross Stg. Gear; W/Casting No. HF64..... 8704   |         |
|  | <b>F8000</b>   |   | Ross Stg. Gear; W/Casting No. HFB52..... 8706  |         |
|  | 1987   |   | Ross Stg. Gear; W/Casting No. HFB64..... 8707  |         |
|  | CATERPILLAR 3208 DIESEL ENG.   |   | <b>1969-1967</b>   |         |
|  | Pump Complete Rebuilding Kit; W/Separate Brake Booster Pump..... 7910  |   | FORD 6-CYL. 240 ENG.; FORD 6-CYL. 300 ENG.   |         |
|  | Pump Seal Kit; W/Separate Brake Booster Pump..... 7918   |   | Pump Seal Kit..... 7168  |         |
| <b>SYSTEM &amp; COMPONENT IDENT.</b>   | Pump Seal Kit; W/Eaton Model B Pump; ☆E..... 8702  |   | Pump Drive Shaft Seal Kit..... 8713  |         |
|  | Pump Drive Shaft Seal Kit; W/Separate Brake Booster Pump..... 8709   |   | Stg. Gear Major Seal Kit..... 8703   |         |
|  | Stg. Gear Major Seal Kit; W/Ross Stg. Gear; W/Casting No. HF54; ☆J 8703  |   | <b>FORD V-8 330 ENG.; FORD V-8 359 ENG.; FORD V-8 361 ENG.; FORD V-8 389 ENG.; FORD V-8 391 ENG.</b>   |         |
|  | Ross Stg. Gear; W/Casting No. HF64..... 8704   |   | Pump Seal Kit..... 8705  |         |
|  | Ross Stg. Gear; W/Casting No. HFB52..... 8706  |   | Stg. Gear Major Seal Kit..... 8703   |         |
|  | Ross Stg. Gear; W/Casting No. HFB64..... 8707  |   | <b>1966</b>  |         |
|  | <b>1986-1984</b>   |   | FORD 6-CYL. 240 ENG.; FORD 6-CYL. 300 ENG.   |         |
|  | CATERPILLAR 3208 DIESEL ENG.   |   | Pump Seal Kit..... 7168  |         |
|  | Pump Complete Rebuilding Kit; W/Separate Brake Booster Pump..... 7910  |   | Pump Drive Shaft Seal Kit..... 8713  |         |
|  | Pump Seal Kit; W/Eaton Model U Pump..... 8705  |   | <b>FORD V-8 330 ENG.; FORD V-8 359 ENG.; FORD V-8 361 ENG.; FORD V-8 389 ENG.; FORD V-8 391 ENG.; FORD V-8 401 ENG.; FORD V-8 477 ENG.; FORD V-8 534 ENG.</b>                    |         |
| Pump Seal Kit; W/TRW P.S. Pump..... 7898   |  | Pump Seal Kit..... 8705   |  |         |
| Pump Seal Kit; W/Separate Brake Booster Pump..... 7918   |  | Stg. Gear Major Seal Kit..... 8703  |  |         |
| Pump Seal Kit; W/Eaton Model B Pump; ☆E..... 8702  |  | <b>1965</b>   |  |         |
| Pump Drive Shaft Seal Kit; W/Separate Brake Booster Pump..... 8709                                   |  | FORD 6-CYL. 240 ENG.; FORD 6-CYL. 300 ENG.  |  |         |
| Stg. Gear Major Seal Kit; W/Ross Stg. Gear; W/Casting No. HF54; ☆J 8703                              |  | Pump Seal Kit..... 7168   |  |         |
| Ross Stg. Gear; W/Casting No. HF64..... 8704   |  | Pump Drive Shaft Seal Kit..... 8713   |  |         |
| Ross Stg. Gear; W/Casting No. HFB52..... 8706  |  | <b>FORD V-8 330 ENG.; FORD V-8 359 ENG.; FORD V-8 361 ENG.; FORD V-8 389 ENG.; FORD V-8 391 ENG.; FORD V-8 401 ENG.; FORD V-8 477 ENG.; FORD V-8 534 ENG.</b> |  |         |
| Ross Stg. Gear; W/Casting No. HFB64..... 8707  |  | Pump Seal Kit..... 8705   |  |         |
| <b>PASS. CARS</b>  | <b>1983</b>  |   | <b>1964</b>  |         |
|  | CATERPILLAR 3208 DIESEL ENG.   |   | FORD 6-CYL. 223 ENG.; FORD 6-CYL. 262 ENG.   |         |
|  | Pump Complete Rebuilding Kit; W/Separate Brake Booster Pump..... 7910  |   | Pump Seal Kit..... 7168  |         |
|  | Pump Seal Kit; W/Separate Brake Booster Pump..... 7918   |   | Pump Drive Shaft Seal Kit..... 8713  |         |
|  | Pump Seal Kit; W/Eaton Model B Pump; ☆E..... 8702  |   | <b>FORD V-8 292 ENG.; FORD V-8 330 ENG.; FORD V-8 359 ENG.; FORD V-8 361 ENG.; FORD V-8 389 ENG.; FORD V-8 391 ENG.; FORD V-8 401 ENG.; FORD V-8 477 ENG.; FORD V-8 534 ENG.</b> |         |
|  | Pump Drive Shaft Seal Kit; W/Separate Brake Booster Pump..... 8709   |   | Pump Seal Kit..... 8705  |         |
|  | Stg. Gear Major Seal Kit; W/Ross Stg. Gear; W/Casting No. HF54; ☆J 8703  |   | <b>1963-1961</b>   |         |
|  | Ross Stg. Gear; W/Casting No. HF64..... 8704   |   | FORD 6-CYL. 223 ENG.; FORD 6-CYL. 262 ENG.   |         |
|  | Ross Stg. Gear; W/Casting No. HFB52..... 8706  |   | Pump Seal Kit..... 7168  |         |
|  | Ross Stg. Gear; W/Casting No. HFB64..... 8707  |   | Pump Drive Shaft Seal Kit..... 8713  |         |
| <b>LIGHT TRUCKS</b>  | <b>1979-1978</b>   |   | <b>1960-1959</b>   |         |
|  | CATERPILLAR 3208 DIESEL ENG.   |   | FORD 6-CYL. 223 ENG.   |         |
|  | Stg. Gear Major Seal Kit; W/Ross Stg. Gear; W/Casting No. HF54; ☆J 8703  |   | Pump Seal Kit..... 7168  |         |
|  | Ross Stg. Gear; W/Casting No. HF64..... 8704   |   | Pump Drive Shaft Seal Kit..... 8713  |         |
|  | Ross Stg. Gear; W/Casting No. HFB52..... 8706  |   | <b>FORD V-8 292 ENG.; FORD V-8 302 ENG.; FORD V-8 332 ENG.; FORD V-8 401 ENG.; FORD V-8 477 ENG.; FORD V-8 534 ENG.</b>  |         |
|  | Ross Stg. Gear; W/Casting No. HFB64..... 8707  |   | Pump Seal Kit..... 8705  |         |
|  | <b>1976-1975</b>   |   | <b>1958</b>  |         |
|  | CATERPILLAR 3208 DIESEL ENG.   |   | FORD 6-CYL. 223 ENG.   |         |
|  | Pump Seal Kit; W/Eaton Model B Pump; ☆E..... 8702  |   | Pump Seal Kit..... 7168  |         |
|  | Pump Seal Kit; W/Eaton Model U Pump..... 8705  |   | Pump Drive Shaft Seal Kit..... 8713  |         |
| Pump Seal Kit; W/TRW P.S. Pump..... 7898   |  | <b>FORD V-8 272 ENG.; FORD V-8 302 ENG.; FORD V-8 332 ENG.; FORD V-8 401 ENG.; FORD V-8 477 ENG.; FORD V-8 534 ENG.</b>                                       |  |         |
| Stg. Gear Major Seal Kit; W/Ross Stg. Gear; W/Casting No. HF54; ☆J 8703                              |  | Pump Seal Kit..... 8705   |  |         |
| Ross Stg. Gear; W/Casting No. HF64..... 8704   |  | <b>F SUPER DUTY</b>   |  |         |
| Ross Stg. Gear; W/Casting No. HFB52..... 8706  |  | <b>1989-1988</b>  |  |         |
| Ross Stg. Gear; W/Casting No. HFB64..... 8707  |  | FORD V-8 7.5 L ENG.   |  |         |
| <b>F SERIES</b>  |  | Pump Complete Rebuilding Kit..... 8527  |  |         |
| 1970   |  |   |  |         |
| CATERPILLAR V-8 573 DIESEL ENG.; CATERPILLAR V150 DIESEL ENG.; CATERPILLAR V175 DIESEL ENG.          |  |   |  |         |
| Stg. Gear Major Seal Kit; W/Ross Stg. Gear; W/Casting No. HF54; ☆J 8703                              |  |   |  |         |
| Ross Stg. Gear; W/Casting No. HF64..... 8704   |  |   |  |         |
| Ross Stg. Gear; W/Casting No. HFB52..... 8706  |  |   |  |         |
| Ross Stg. Gear; W/Casting No. HFB64..... 8707  |  |   |  |         |
| <b>FORD 6-CYL. 240 ENG.; FORD 6-CYL. 300 ENG.</b>  |  |   |  |         |
| Pump Seal Kit..... 7168  |  |   |  |         |
| Pump Drive Shaft Seal Kit..... 8713  |  |   |  |         |
| Stg. Gear Major Seal Kit; W/Ross Stg. Gear; W/Casting No. HF54; ☆J 8703                              |  |   |  |         |
| Ross Stg. Gear; W/Casting No. HF64..... 8704   |  |   |  |         |
| Ross Stg. Gear; W/Casting No. HFB52..... 8706  |  |   |  |         |
| Ross Stg. Gear; W/Casting No. HFB64..... 8707  |  |   |  |         |
| <b>FORD V-8 330 ENG.; FORD V-8 359 ENG.; FORD V-8 361 ENG.; FORD V-8 389 ENG.; FORD V-8 391 ENG.</b> |  |   |  |         |
| Pump Seal Kit..... 8705  |  |   |  |         |
| Stg. Gear Major Seal Kit; W/Ross Stg. Gear; W/Casting No. HF54; ☆J 8703                              |  |   |  |         |

☆ See Pages A14 - A15 For Pump or Gear Identification.

# Power Steering Repair Kits for Medium/Heavy-Duty Trucks and Buses

| Application  | Kit No. | Application  | Kit No. |
|--|---------|--|---------|
| <b>FORD - Continued</b>  |         | <b>FORD - Continued</b>  |         |
| <b>F SUPER DUTY - Continued</b>  |         | <b>FT900 - Continued</b>   |         |
| <b>1989-1988 - Continued</b>   |         | <b>1992 - Continued</b>  |         |
| <b>FORD V-8 7.5 L ENG. - Continued</b>   |         | <b>CUMMINS B SERIES 5.9 L DIESEL ENG.; FORD 6-CYL. 6.6 L DIESEL ENG.; FORD 6-CYL. 7.8 L DIESEL ENG.; FORD V-8 7.0 L ENG. - Continued</b> |         |
| Pump Seal Kit.....   | 8526    | Pump Seal Kit; W/Separate Brake Booster Pump.....  | 7918    |
| Pump Drive Shaft Seal Kit.....   | 8711    | Pump Drive Shaft Seal Kit; W/Separate Brake Booster Pump.....  | 8709    |
| Stg. Gear Complete Rebuilding Kit.....   | 8540    | Stg. Gear Major Seal Kit; W/Ross Stg. Gear; W/Casting No. HF54; ☆J   | 8703    |
| Stg. Gear Major Seal Kit.....  | 8532    | Ross Stg. Gear; W/Casting No. HF64.....  | 8704    |
| Stg. Gear Input Shaft Seal Kit.....  | 8520    | Ross Stg. Gear; W/Casting No. HFB52.....   | 8706    |
| Stg. Gear Complete Pitman Shaft Seal Kit.....  | 8769    | Ross Stg. Gear; W/Casting No. HFB64.....   | 8707    |
| Stg. Gear Lower Pitman Shaft Seal Kit.....   | 8531    |  |         |
| <b>FT800</b>   |         | <b>1991</b>  |         |
| <b>1990-1989</b>   |         | <b>FORD 6-CYL. 6.6 L DIESEL ENG.; FORD 6-CYL. 7.8 L DIESEL ENG.; FORD V-8 6.1 L ENG.; FORD V-8 7.0 L ENG.</b>                            |         |
| <b>FORD V-8 7.0 L ENG.</b>   |         | Pump Complete Rebuilding Kit; W/Separate Brake Booster Pump.....   |         |
| Pump Complete Rebuilding Kit; W/Separate Brake Booster Pump.....   | 7910    | Pump Seal Kit; W/Eaton Model B Pump; ☆E.....   | 8702    |
| Pump Seal Kit; W/Separate Brake Booster Pump.....  | 7918    | Pump Seal Kit; W/Eaton Model U Pump.....   | 8705    |
| Pump Seal Kit; W/Eaton Model B Pump; ☆E.....   | 8702    | Pump Seal Kit; W/Separate Brake Booster Pump.....  | 7918    |
| Pump Drive Shaft Seal Kit; W/Separate Brake Booster Pump.....  | 8709    | Pump Drive Shaft Seal Kit; W/Separate Brake Booster Pump.....  | 8709    |
| Stg. Gear Major Seal Kit; W/Ross Stg. Gear; W/Casting No. HF54; ☆J   | 8703    | Stg. Gear Major Seal Kit; W/Ross Stg. Gear; W/Casting No. HF54; ☆J   | 8703    |
| Ross Stg. Gear; W/Casting No. HF64.....  | 8704    | Ross Stg. Gear; W/Casting No. HF64.....  | 8704    |
| Ross Stg. Gear; W/Casting No. HFB52.....   | 8706    | Ross Stg. Gear; W/Casting No. HFB52.....   | 8706    |
| Ross Stg. Gear; W/Casting No. HFB64.....   | 8707    | Ross Stg. Gear; W/Casting No. HFB64.....   | 8707    |
| <b>1988</b>  |         | <b>1990</b>  |         |
| <b>FORD V-8 7.0 L ENG.</b>   |         | <b>FORD 6-CYL. 7.8 L DIESEL ENG.</b>   |         |
| Pump Complete Rebuilding Kit; W/Separate Brake Booster Pump.....   | 7910    | Pump Complete Rebuilding Kit; W/Separate Brake Booster Pump.....   | 7910    |
| Pump Seal Kit; W/Separate Brake Booster Pump.....  | 7918    | Pump Seal Kit; W/Eaton Model B Pump; ☆E.....   | 8702    |
| Pump Seal Kit; W/Eaton Model U Pump.....   | 8702    | Pump Seal Kit; W/Eaton Model U Pump.....   | 8705    |
| Pump Drive Shaft Seal Kit; W/Separate Brake Booster Pump.....  | 8709    | Pump Seal Kit; W/TRW P.S. Pump.....  | 7898    |
| Stg. Gear Major Seal Kit; W/Ross Stg. Gear; W/Casting No. HF54; ☆J   | 8703    | Pump Seal Kit; W/Separate Brake Booster Pump.....  | 7918    |
| Ross Stg. Gear; W/Casting No. HF64.....  | 8704    | Pump Drive Shaft Seal Kit; W/Separate Brake Booster Pump.....  | 8709    |
| Ross Stg. Gear; W/Casting No. HFB52.....   | 8706    | Stg. Gear Major Seal Kit; W/Ross Stg. Gear; W/Casting No. HF54; ☆J   | 8703    |
| Ross Stg. Gear; W/Casting No. HFB64.....   | 8707    | Ross Stg. Gear; W/Casting No. HF64.....  | 8704    |
|  |         | Ross Stg. Gear; W/Casting No. HFB52.....   | 8706    |
|  |         | Ross Stg. Gear; W/Casting No. HFB64.....   | 8707    |
| <b>FT900</b>   |         | <b>1989</b>  |         |
| <b>1995</b>  |         | <b>FORD 6-CYL. 7.8 L DIESEL ENG.</b>   |         |
| <b>CUMMINS B SERIES 5.9 L DIESEL ENG.; CUMMINS C SERIES 8.3 L DIESEL ENG.; FORD V-8 7.0 L ENG.</b>   |         | Pump Complete Rebuilding Kit; W/Separate Brake Booster Pump.....   |         |
| Pump Seal Kit; W/Eaton Model B Pump; ☆E.....   | 8702    | Pump Seal Kit; W/Separate Brake Booster Pump.....  | 7918    |
| Pump Seal Kit; W/Eaton Model U Pump.....   | 8705    | Pump Seal Kit; W/Eaton Model B Pump; ☆E.....   | 8702    |
| Stg. Gear Major Seal Kit; W/Ross Stg. Gear; W/Casting No. HF54; ☆J   | 8703    | Pump Drive Shaft Seal Kit; W/Separate Brake Booster Pump.....  | 8709    |
| Ross Stg. Gear; W/Casting No. HF64.....  | 8704    | Stg. Gear Major Seal Kit; W/Ross Stg. Gear; W/Casting No. HF54; ☆J   | 8703    |
| Ross Stg. Gear; W/Casting No. HFB52.....   | 8706    | Ross Stg. Gear; W/Casting No. HF64.....  | 8704    |
| Ross Stg. Gear; W/Casting No. HFB64.....   | 8707    | Ross Stg. Gear; W/Casting No. HFB52.....   | 8706    |
|  |         | Ross Stg. Gear; W/Casting No. HFB64.....   | 8707    |
| <b>1994</b>  |         | <b>1988</b>  |         |
| <b>CUMMINS B SERIES 5.9 L DIESEL ENG.; CUMMINS C SERIES 8.3 L DIESEL ENG.; FORD V-8 7.0 L ENG.</b>   |         | <b>FORD 6-CYL. 7.8 L DIESEL ENG.</b>   |         |
| Pump Complete Rebuilding Kit; W/Separate Brake Booster Pump.....   | 7910    | Pump Complete Rebuilding Kit; W/Separate Brake Booster Pump.....   | 7910    |
| Pump Seal Kit; W/Eaton Model B Pump; ☆E.....   | 8702    | Pump Seal Kit; W/Separate Brake Booster Pump.....  | 7918    |
| Pump Seal Kit; W/Eaton Model U Pump.....   | 8705    | Pump Drive Shaft Seal Kit; W/Separate Brake Booster Pump.....  | 8709    |
| Pump Seal Kit; W/Separate Brake Booster Pump.....  | 7918    | Stg. Gear Major Seal Kit; W/Ross Stg. Gear; W/Casting No. HF54; ☆J   | 8703    |
| Pump Drive Shaft Seal Kit; W/Separate Brake Booster Pump.....  | 8709    | Ross Stg. Gear; W/Casting No. HF64.....  | 8704    |
| Stg. Gear Major Seal Kit; W/Ross Stg. Gear; W/Casting No. HF54; ☆J   | 8703    | Ross Stg. Gear; W/Casting No. HFB52.....   | 8706    |
| Ross Stg. Gear; W/Casting No. HF64.....  | 8704    | Ross Stg. Gear; W/Casting No. HFB64.....   | 8707    |
| Ross Stg. Gear; W/Casting No. HFB52.....   | 8706    |  |         |
| Ross Stg. Gear; W/Casting No. HFB64.....   | 8707    |  |         |
| <b>1993</b>  |         | <b>1987</b>  |         |
| <b>CUMMINS B SERIES 5.9 L DIESEL ENG.; CUMMINS C SERIES 8.3 L DIESEL ENG.; FORD 6-CYL. 6.6 L DIESEL ENG.; FORD 6-CYL. 7.8 L DIESEL ENG.; FORD V-8 7.0 L ENG.</b> |         | <b>DETROIT DIESEL V-8 8.2 L DIESEL ENG.; FORD 6-CYL. 7.8 L DIESEL ENG.</b>   |         |
| Pump Complete Rebuilding Kit; W/Separate Brake Booster Pump.....   | 7910    | Pump Complete Rebuilding Kit; W/Separate Brake Booster Pump.....   | 7910    |
| Pump Seal Kit; W/Eaton Model B Pump; ☆E.....   | 8702    | Pump Seal Kit; W/Separate Brake Booster Pump.....  | 7918    |
| Pump Seal Kit; W/Eaton Model U Pump.....   | 8705    | Pump Seal Kit; W/Eaton Model B Pump; ☆E.....   | 8702    |
| Pump Seal Kit; W/Separate Brake Booster Pump.....  | 7918    | Pump Drive Shaft Seal Kit; W/Separate Brake Booster Pump.....  | 8709    |
| Pump Drive Shaft Seal Kit; W/Separate Brake Booster Pump.....  | 8709    | Stg. Gear Major Seal Kit; W/Ross Stg. Gear; W/Casting No. HF54; ☆J   | 8703    |
| Stg. Gear Major Seal Kit; W/Ross Stg. Gear; W/Casting No. HF54; ☆J   | 8703    | Ross Stg. Gear; W/Casting No. HF64.....  | 8704    |
| Ross Stg. Gear; W/Casting No. HF64.....  | 8704    | Ross Stg. Gear; W/Casting No. HFB52.....   | 8706    |
| Ross Stg. Gear; W/Casting No. HFB52.....   | 8706    | Ross Stg. Gear; W/Casting No. HFB64.....   | 8707    |
| Ross Stg. Gear; W/Casting No. HFB64.....   | 8707    |  |         |
| <b>1992</b>  |         | <b>L800</b>  |         |
| <b>CUMMINS B SERIES 5.9 L DIESEL ENG.; FORD 6-CYL. 6.6 L DIESEL ENG.; FORD 6-CYL. 7.8 L DIESEL ENG.; FORD V-8 7.0 L ENG.</b>                                     |         | <b>1984</b>  |         |
| Pump Complete Rebuilding Kit; W/Separate Brake Booster Pump.....   | 7910    | <b>FORD V-8 6.1 L ENG.; FORD V-8 7.0 L ENG.</b>  |         |
| Pump Seal Kit; W/Eaton Model B Pump; ☆E.....   | 8702    | Pump Complete Rebuilding Kit; W/Separate Brake Booster Pump.....   | 7910    |
| Pump Seal Kit; W/Eaton Model U Pump.....   | 8705    | Pump Seal Kit; W/Eaton Model U Pump.....   | 8705    |
| Pump Seal Kit; W/TRW P.S. Pump.....  | 7898    | Pump Seal Kit; W/TRW P.S. Pump.....  | 7898    |
|  |         | Pump Seal Kit; W/Separate Brake Booster Pump.....  | 7918    |
|  |         | Pump Seal Kit; W/Eaton Model B Pump; ☆E.....   | 8702    |
|  |         | Pump Drive Shaft Seal Kit; W/Separate Brake Booster Pump.....  | 8709    |

☆ See Pages A14 - A15 For Pump or Gear Identification.

**SYSTEM PUMP & GEAR IDENT.**

**SYSTEM & COMPONENT IDENT.**

**PASS. CARS**

**LIGHT TRUCKS**

**MEDIUM/HEAVY TRUCKS**

**BUSES**

**HOSE NUMERICAL**

**REPAIR KITS**

**KIT NUMERICAL**

**ILLUSTRATIONS**

# Power Steering Repair Kits for Medium/Heavy-Duty Trucks and Buses

|                                      | Application   | Kit No. | Application  | Kit No. |
|--------------------------------------|---|---------|--|---------|
| <b>SYSTEM PUMP &amp; GEAR IDENT.</b> | <b>FORD - Continued</b>   |         | <b>FORD - Continued</b>  |         |
| <b>SYSTEM &amp; COMPONENT IDENT.</b> | <b>L800 - Continued</b>   |         | <b>L800 - Continued</b>  |         |
| <b>PASS. CARS</b>                    | <b>1984 - Continued</b><br><b>FORD V-8 6.1 L ENG.; FORD V-8 7.0 L ENG. - Continued</b><br>Stg. Gear Major Seal Kit; W/Ross Stg. Gear; W/Casting No. HF54; ☆J 8703<br>Ross Stg. Gear; W/Casting No. HF64..... 8704<br>Ross Stg. Gear; W/Casting No. HFB52..... 8706<br>Ross Stg. Gear; W/Casting No. HFB64..... 8707   |         | <b>1975-1973 - Continued</b><br><b>FORD V-8 330 ENG.; FORD V-8 359 ENG.; FORD V-8 361 ENG.; FORD V-8 389 ENG.; FORD V-8 391 ENG.; FORD V-8 401 ENG.; FORD V-8 475 ENG.; FORD V-8 477 ENG.; FORD V-8 534 ENG. - Continued</b><br>Ross Stg. Gear; W/Casting No. HFB52..... 8706<br>Ross Stg. Gear; W/Casting No. HFB64..... 8707   |         |
| <b>LIGHT TRUCKS</b>                  | <b>1983-1982</b><br><b>FORD V-8 6.1 L ENG.; FORD V-8 7.0 L ENG.</b><br>Pump Seal Kit; W/Eaton Model B Pump; ☆E..... 8702<br>Pump Seal Kit; W/Eaton Model U Pump..... 8705<br>Pump Seal Kit; W/TRW P.S. Pump..... 7898<br>Stg. Gear Major Seal Kit; W/Ross Stg. Gear; W/Casting No. HF54; ☆J 8703<br>Ross Stg. Gear; W/Casting No. HF64..... 8704<br>Ross Stg. Gear; W/Casting No. HFB52..... 8706<br>Ross Stg. Gear; W/Casting No. HFB64..... 8707      |         | <b>1972</b><br><b>FORD V-8 330 ENG.; FORD V-8 359 ENG.; FORD V-8 361 ENG.; FORD V-8 389 ENG.; FORD V-8 391 ENG.; FORD V-8 401 ENG.; FORD V-8 475 ENG.; FORD V-8 477 ENG.; FORD V-8 534 ENG.</b><br>Pump Seal Kit; W/Eaton Model B Pump; ☆E..... 8702<br>Pump Seal Kit; W/Eaton Model U Pump..... 8705<br>Pump Seal Kit; W/TRW P.S. Pump..... 7898  |         |
| <b>MEDIUM/HEAVY TRUCKS</b>           | <b>1981</b><br><b>FORD V-8 6.1 L ENG.</b><br>Pump Seal Kit; W/Eaton Model B Pump; ☆E..... 8702<br>Pump Seal Kit; W/Eaton Model U Pump..... 8705<br>Stg. Gear Major Seal Kit; W/Ross Stg. Gear; W/Casting No. HF54; ☆J 8703<br>Ross Stg. Gear; W/Casting No. HF64..... 8704<br>Ross Stg. Gear; W/Casting No. HFB52..... 8706<br>Ross Stg. Gear; W/Casting No. HFB64..... 8707  |         | <b>1971</b><br><b>FORD V-8 330 ENG.; FORD V-8 359 ENG.; FORD V-8 361 ENG.; FORD V-8 389 ENG.; FORD V-8 391 ENG.; FORD V-8 401 ENG.; FORD V-8 475 ENG.; FORD V-8 477 ENG.; FORD V-8 534 ENG.</b><br>Pump Seal Kit..... 8705   |         |
| <b>BUSES</b>                         | <b>FORD V-8 7.0 L ENG.</b><br>Pump Seal Kit; W/Eaton Model B Pump; ☆E..... 8702<br>Pump Seal Kit; W/Eaton Model U Pump..... 8705<br>Pump Seal Kit; W/TRW P.S. Pump..... 7898<br>Stg. Gear Major Seal Kit; W/Ross Stg. Gear; W/Casting No. HF54; ☆J 8703<br>Ross Stg. Gear; W/Casting No. HF64..... 8704<br>Ross Stg. Gear; W/Casting No. HFB52..... 8706<br>Ross Stg. Gear; W/Casting No. HFB64..... 8707   |         | <b>1970</b><br><b>FORD V-8 330 ENG.; FORD V-8 359 ENG.; FORD V-8 361 ENG.; FORD V-8 389 ENG.; FORD V-8 391 ENG.; FORD V-8 401 ENG.</b><br>Pump Seal Kit..... 8705  |         |
| <b>HOSE NUMERICAL</b>                | <b>1980</b><br><b>FORD V-8 6.1 L ENG.; FORD V-8 7.0 L ENG.</b><br>Pump Seal Kit; W/Eaton Model B Pump; ☆E..... 8702<br>Pump Seal Kit; W/Eaton Model U Pump..... 8705<br>Pump Seal Kit; W/TRW P.S. Pump..... 7898<br>Stg. Gear Major Seal Kit; W/Ross Stg. Gear; W/Casting No. HF54; ☆J 8703<br>Ross Stg. Gear; W/Casting No. HF64..... 8704<br>Ross Stg. Gear; W/Casting No. HFB52..... 8706<br>Ross Stg. Gear; W/Casting No. HFB64..... 8707           |         | <b>L880</b><br><b>1979</b><br><b>FORD V-8 401 ENG.; FORD V-8 475 ENG.; FORD V-8 477 ENG.; FORD V-8 534 ENG.</b><br>Pump Seal Kit; W/Eaton Model B Pump; ☆E..... 8702<br>Pump Seal Kit; W/Eaton Model U Pump..... 8705<br>Pump Seal Kit; W/TRW P.S. Pump..... 7898<br>Stg. Gear Major Seal Kit; W/Ross Stg. Gear; W/Casting No. HF54; ☆J 8703<br>Ross Stg. Gear; W/Casting No. HF64..... 8704<br>Ross Stg. Gear; W/Casting No. HFB52..... 8706<br>Ross Stg. Gear; W/Casting No. HFB64..... 8707 |         |
| <b>REPAIR KITS</b>                   | <b>1979</b><br><b>FORD V-8 370 ENG.; FORD V-8 401 ENG.; FORD V-8 429 ENG.; FORD V-8 475 ENG.; FORD V-8 477 ENG.; FORD V-8 534 ENG.</b><br>Pump Seal Kit..... 8705<br>Stg. Gear Major Seal Kit; W/Ross Stg. Gear; W/Casting No. HF54; ☆J 8703<br>Ross Stg. Gear; W/Casting No. HF64..... 8704<br>Ross Stg. Gear; W/Casting No. HFB52..... 8706<br>Ross Stg. Gear; W/Casting No. HFB64..... 8707  |         | <b>1978-1976</b><br><b>FORD V-8 401 ENG.; FORD V-8 475 ENG.; FORD V-8 477 ENG.; FORD V-8 534 ENG.</b><br>Pump Seal Kit..... 8705   |         |
| <b>KIT NUMERICAL</b>                 | <b>1978</b><br><b>FORD V-8 330 ENG.; FORD V-8 359 ENG.; FORD V-8 361 ENG.; FORD V-8 389 ENG.; FORD V-8 391 ENG.; FORD V-8 401 ENG.; FORD V-8 475 ENG.; FORD V-8 477 ENG.; FORD V-8 534 ENG.</b><br>Pump Seal Kit..... 8705<br>Stg. Gear Major Seal Kit; W/Ross Stg. Gear; W/Casting No. HF54; ☆J 8703<br>Ross Stg. Gear; W/Casting No. HF64..... 8704<br>Ross Stg. Gear; W/Casting No. HFB52..... 8706<br>Ross Stg. Gear; W/Casting No. HFB64..... 8707 |         | <b>1975-1973</b><br><b>FORD V-8 401 ENG.; FORD V-8 475 ENG.; FORD V-8 477 ENG.; FORD V-8 534 ENG.</b><br>Pump Seal Kit; W/Eaton Model B Pump; ☆E..... 8702<br>Pump Seal Kit; W/Eaton Model U Pump..... 8705<br>Pump Seal Kit; W/TRW P.S. Pump..... 7898<br>Stg. Gear Major Seal Kit; W/Ross Stg. Gear; W/Casting No. HF54; ☆J 8703<br>Ross Stg. Gear; W/Casting No. HF64..... 8704<br>Ross Stg. Gear; W/Casting No. HFB52..... 8706<br>Ross Stg. Gear; W/Casting No. HFB64..... 8707           |         |
| <b>ILLUSTRATIONS</b>                 | <b>1977-1976</b><br><b>FORD V-8 330 ENG.; FORD V-8 359 ENG.; FORD V-8 361 ENG.; FORD V-8 389 ENG.; FORD V-8 391 ENG.; FORD V-8 401 ENG.; FORD V-8 475 ENG.; FORD V-8 477 ENG.; FORD V-8 534 ENG.</b><br>Pump Seal Kit..... 8705   |         | <b>1972</b><br><b>FORD V-8 401 ENG.; FORD V-8 475 ENG.; FORD V-8 477 ENG.; FORD V-8 534 ENG.</b><br>Pump Seal Kit; W/Eaton Model B Pump; ☆E..... 8702<br>Pump Seal Kit; W/Eaton Model U Pump..... 8705<br>Pump Seal Kit; W/TRW P.S. Pump..... 7898   |         |
|                                      | <b>1975-1973</b><br><b>FORD V-8 330 ENG.; FORD V-8 359 ENG.; FORD V-8 361 ENG.; FORD V-8 389 ENG.; FORD V-8 391 ENG.; FORD V-8 401 ENG.; FORD V-8 475 ENG.; FORD V-8 477 ENG.; FORD V-8 534 ENG.</b><br>Pump Seal Kit..... 8705<br>Stg. Gear Major Seal Kit; W/Ross Stg. Gear; W/Casting No. HF54; ☆J 8703<br>Ross Stg. Gear; W/Casting No. HF64..... 8704  |         | <b>1971</b><br><b>FORD V-8 401 ENG.; FORD V-8 475 ENG.; FORD V-8 477 ENG.; FORD V-8 534 ENG.</b><br>Pump Seal Kit..... 8705  |         |
|                                      |   |         | <b>L900</b><br><b>1981-1980</b><br><b>FORD V-8 7.8 L ENG.; FORD V-8 8.8 L ENG.</b><br>Pump Seal Kit; W/Eaton Model B Pump; ☆E..... 8702<br>Pump Seal Kit; W/Eaton Model U Pump..... 8705<br>Pump Seal Kit; W/TRW P.S. Pump..... 7898<br>Stg. Gear Major Seal Kit; W/Ross Stg. Gear; W/Casting No. HF54; ☆J 8703<br>Ross Stg. Gear; W/Casting No. HF64..... 8704  |         |

☆ See Pages A14 - A15 For Pump or Gear Identification.



# Power Steering Repair Kits for Medium/Heavy-Duty Trucks and Buses

| Application  | Kit No. | Application  | Kit No. |
|--|---------|--|---------|
| <b>FORD - Continued</b>  |         | <b>FORD - Continued</b>  |         |
| <b>L900 - Continued</b>  |         | <b>L8000 - Continued</b>   |         |
| <b>1981-1980 - Continued</b>   |         | <b>1992-1991</b>   |         |
| <b>FORD V-8 7.8 L ENG.; FORD V-8 8.8 L ENG. - Continued</b>  |         | <b>CATERPILLAR 3406 DIESEL ENG.; CUMMINS L10 DIESEL ENG.; FORD 6-CYL. 6.6 L DIESEL ENG.; FORD 6-CYL. 7.8 L DIESEL ENG.</b>   |         |
| Ross Stg. Gear; W/Casting No. HFB52 .....  | 8706    | Pump Complete Rebuilding Kit; W/Separate Brake Booster Pump.....   | 7910    |
| Ross Stg. Gear; W/Casting No. HFB64 .....  | 8707    | Pump Seal Kit; W/Eaton Model B Pump; ☆E.....   | 8702    |
| <b>1979</b>  |         | Pump Seal Kit; W/Eaton Model U Pump.....   | 8705    |
| <b>FORD V-8 401 ENG.; FORD V-8 475 ENG.; FORD V-8 477 ENG.; FORD V-8 534 ENG.</b>  |         | Pump Seal Kit; W/Seperate Brake Booster Pump .....   | 7918    |
| Pump Seal Kit; W/Eaton Model B Pump; ☆E.....   | 8702    | Pump Drive Shaft Seal Kit; W/Separate Brake Booster Pump .....   | 8709    |
| Pump Seal Kit; W/Eaton Model U Pump.....   | 8705    | Stg. Gear Major Seal Kit; W/Ross Stg. Gear; W/Casting No. HF54; ☆J   | 8703    |
| Pump Seal Kit; W/TRW P.S. Pump.....  | 7898    | Ross Stg. Gear; W/Casting No. HF64.....  | 8704    |
| Stg. Gear Major Seal Kit; W/Ross Stg. Gear; W/Casting No. HF54; ☆J   | 8703    | Ross Stg. Gear; W/Casting No. HFB52 .....  | 8706    |
| Ross Stg. Gear; W/Casting No. HF64.....  | 8704    | Ross Stg. Gear; W/Casting No. HFB64 .....  | 8707    |
| Ross Stg. Gear; W/Casting No. HFB52 .....  | 8706    | <b>1990-1989</b>   |         |
| Ross Stg. Gear; W/Casting No. HFB64 .....  | 8707    | <b>FORD 6-CYL. 7.8 L DIESEL ENG.</b>   |         |
| <b>1975-1973</b>   |         | Pump Complete Rebuilding Kit; W/Separate Brake Booster Pump.....   | 7910    |
| <b>FORD V-8 401 ENG.; FORD V-8 475 ENG.; FORD V-8 477 ENG.; FORD V-8 534 ENG.</b>  |         | Pump Seal Kit; W/Eaton Model B Pump; ☆E.....   | 8702    |
| Pump Seal Kit; W/Eaton Model B Pump; ☆E.....   | 8702    | Pump Seal Kit; W/Separate Brake Booster Pump .....   | 7918    |
| Pump Seal Kit; W/Eaton Model U Pump.....   | 8705    | Pump Drive Shaft Seal Kit; W/Separate Brake Booster Pump .....   | 8709    |
| Pump Seal Kit; W/TRW P.S. Pump.....  | 7898    | Stg. Gear Major Seal Kit; W/Ross Stg. Gear; W/Casting No. HF54; ☆J   | 8703    |
| Stg. Gear Major Seal Kit; W/Ross Stg. Gear; W/Casting No. HF54; ☆J   | 8703    | Ross Stg. Gear; W/Casting No. HF64.....  | 8704    |
| Ross Stg. Gear; W/Casting No. HF64.....  | 8704    | Ross Stg. Gear; W/Casting No. HFB52 .....  | 8706    |
| Ross Stg. Gear; W/Casting No. HFB52 .....  | 8706    | Ross Stg. Gear; W/Casting No. HFB64 .....  | 8707    |
| Ross Stg. Gear; W/Casting No. HFB64 .....  | 8707    | <b>1988-1987</b>   |         |
| <b>1972</b>  |         | <b>CATERPILLAR 3208 DIESEL ENG.; FORD 6-CYL. 7.8 L DIESEL ENG.</b>   |         |
| <b>FORD V-8 401 ENG.; FORD V-8 475 ENG.; FORD V-8 477 ENG.; FORD V-8 534 ENG.</b>  |         | Pump Complete Rebuilding Kit; W/Separate Brake Booster Pump.....   | 7910    |
| Pump Seal Kit; W/Eaton Model B Pump; ☆E.....   | 8702    | Pump Seal Kit; W/Separate Brake Booster Pump .....   | 7918    |
| Pump Seal Kit; W/Eaton Model U Pump.....   | 8705    | Pump Seal Kit; W/Eaton Model B Pump; ☆E.....   | 8702    |
| Pump Seal Kit; W/TRW P.S. Pump.....  | 7898    | Pump Seal Kit; W/TRW P.S. Pump.....  | 7898    |
| Stg. Gear Major Seal Kit; W/Ross Stg. Gear; W/Casting No. HF54; ☆J   | 8703    | Pump Seal Kit; W/Separate Brake Booster Pump .....   | 7918    |
| Ross Stg. Gear; W/Casting No. HF64.....  | 8704    | Pump Seal Kit; W/Eaton Model B Pump; ☆E.....   | 8702    |
| Ross Stg. Gear; W/Casting No. HFB52 .....  | 8706    | Pump Drive Shaft Seal Kit; W/Separate Brake Booster Pump .....   | 8709    |
| Ross Stg. Gear; W/Casting No. HFB64 .....  | 8707    | Stg. Gear Major Seal Kit; W/Ross Stg. Gear; W/Casting No. HF54; ☆J   | 8703    |
| <b>1972</b>  |         | Ross Stg. Gear; W/Casting No. HF64.....  | 8704    |
| <b>FORD V-8 401 ENG.; FORD V-8 475 ENG.; FORD V-8 477 ENG.; FORD V-8 534 ENG.</b>  |         | Ross Stg. Gear; W/Casting No. HFB52 .....  | 8706    |
| Pump Seal Kit; W/Eaton Model B Pump; ☆E.....   | 8702    | Ross Stg. Gear; W/Casting No. HFB64 .....  | 8707    |
| Pump Seal Kit; W/Eaton Model U Pump.....   | 8705    | <b>1986-1984</b>   |         |
| Pump Seal Kit; W/TRW P.S. Pump.....  | 7898    | <b>CATERPILLAR 3208 DIESEL ENG.</b>  |         |
| <b>L8000</b>   |         | Pump Complete Rebuilding Kit; W/Separate Brake Booster Pump.....   | 7910    |
| <b>1995</b>  |         | Pump Seal Kit; W/Eaton Model U Pump.....   | 8705    |
| <b>CATERPILLAR 3406 DIESEL ENG.; CUMMINS B SERIES 5.9 L DIESEL ENG.; CUMMINS C SERIES 8.3 L DIESEL ENG.; CUMMINS N14 DIESEL ENG.</b>   |         | Pump Seal Kit; W/TRW P.S. Pump.....  | 7898    |
| Pump Seal Kit; W/Eaton Model B Pump; ☆E.....   | 8702    | Pump Seal Kit; W/Separate Brake Booster Pump .....   | 7918    |
| Pump Seal Kit; W/Eaton Model U Pump.....   | 8705    | Pump Seal Kit; W/Eaton Model B Pump; ☆E.....   | 8702    |
| Stg. Gear Major Seal Kit; W/Ross Stg. Gear; W/Casting No. HF54; ☆J   | 8703    | Pump Drive Shaft Seal Kit; W/Separate Brake Booster Pump .....   | 8709    |
| Ross Stg. Gear; W/Casting No. HF64.....  | 8704    | Stg. Gear Major Seal Kit; W/Ross Stg. Gear; W/Casting No. HF54; ☆J   | 8703    |
| Ross Stg. Gear; W/Casting No. HFB52 .....  | 8706    | Ross Stg. Gear; W/Casting No. HF64.....  | 8704    |
| Ross Stg. Gear; W/Casting No. HFB64 .....  | 8707    | Ross Stg. Gear; W/Casting No. HFB52 .....  | 8706    |
| <b>1994</b>  |         | Ross Stg. Gear; W/Casting No. HFB64 .....  | 8707    |
| <b>CATERPILLAR 3406 DIESEL ENG.; CUMMINS B SERIES 5.9 L DIESEL ENG.; CUMMINS C SERIES 8.3 L DIESEL ENG.; CUMMINS N14 DIESEL ENG.</b>   |         | <b>1982-1980</b>   |         |
| Pump Complete Rebuilding Kit; W/Separate Brake Booster Pump.....   | 7910    | <b>CATERPILLAR 3208 DIESEL ENG.</b>  |         |
| Pump Seal Kit; W/Eaton Model B Pump; ☆E.....   | 8702    | Pump Seal Kit; W/Eaton Model B Pump; ☆E.....   | 8702    |
| Pump Seal Kit; W/Eaton Model U Pump.....   | 8705    | Pump Seal Kit; W/Eaton Model U Pump.....   | 8705    |
| Pump Seal Kit; W/Separate Brake Booster Pump.....  | 7918    | Pump Seal Kit; W/TRW P.S. Pump.....  | 7898    |
| Pump Drive Shaft Seal Kit; W/Separate Brake Booster Pump .....   | 8709    | Stg. Gear Major Seal Kit; W/Ross Stg. Gear; W/Casting No. HF54; ☆J   | 8703    |
| Stg. Gear Major Seal Kit; W/Ross Stg. Gear; W/Casting No. HF54; ☆J   | 8703    | Ross Stg. Gear; W/Casting No. HF64.....  | 8704    |
| Ross Stg. Gear; W/Casting No. HF64.....  | 8704    | Ross Stg. Gear; W/Casting No. HFB52 .....  | 8706    |
| Ross Stg. Gear; W/Casting No. HFB52 .....  | 8706    | Ross Stg. Gear; W/Casting No. HFB64 .....  | 8707    |
| Ross Stg. Gear; W/Casting No. HFB64 .....  | 8707    | <b>1979</b>  |         |
| <b>1993</b>  |         | <b>CATERPILLAR 3208 DIESEL ENG.; CUMMINS V555 DIESEL ENG.; CUMMINS VT555 DIESEL ENG.</b>   |         |
| <b>CATERPILLAR 3406 DIESEL ENG.; CUMMINS B SERIES 5.9 L DIESEL ENG.; CUMMINS C SERIES 8.3 L DIESEL ENG.; CUMMINS N14 DIESEL ENG.; FORD 6-CYL. 6.6 L DIESEL ENG.; FORD 6-CYL. 7.8 L DIESEL ENG.</b> |         | Stg. Gear Major Seal Kit; W/Ross Stg. Gear; W/Casting No. HF54; ☆J   | 8703    |
| Pump Complete Rebuilding Kit; W/Separate Brake Booster Pump.....   | 7910    | Ross Stg. Gear; W/Casting No. HF64.....  | 8704    |
| Pump Seal Kit; W/Eaton Model B Pump; ☆E.....   | 8702    | Ross Stg. Gear; W/Casting No. HFB52 .....  | 8706    |
| Pump Seal Kit; W/Eaton Model U Pump.....   | 8705    | Ross Stg. Gear; W/Casting No. HFB64 .....  | 8707    |
| Pump Seal Kit; W/Separate Brake Booster Pump.....  | 7918    | <b>1975-1973</b>   |         |
| Pump Drive Shaft Seal Kit; W/Separate Brake Booster Pump .....   | 8709    | <b>CATERPILLAR 3208 DIESEL ENG.; CATERPILLAR V150 DIESEL ENG.; CATERPILLAR V175 DIESEL ENG.; CATERPILLAR V190 DIESEL ENG.; CATERPILLAR V290 DIESEL ENG.; CUMMINS V555 DIESEL ENG.; CUMMINS VT555 DIESEL ENG.</b> |         |
| Stg. Gear Major Seal Kit; W/Ross Stg. Gear; W/Casting No. HF54; ☆J   | 8703    | Pump Seal Kit; W/Eaton Model B Pump; ☆E.....   | 8702    |
| Ross Stg. Gear; W/Casting No. HF64.....  | 8704    | Pump Seal Kit; W/Eaton Model U Pump.....   | 8705    |
| Ross Stg. Gear; W/Casting No. HFB52 .....  | 8706    | Pump Seal Kit; W/TRW P.S. Pump.....  | 7898    |
| Ross Stg. Gear; W/Casting No. HFB64 .....  | 8707    | Stg. Gear Major Seal Kit; W/Ross Stg. Gear; W/Casting No. HF54; ☆J   | 8703    |
| <b>1993</b>  |         | Ross Stg. Gear; W/Casting No. HF64.....  | 8704    |
| <b>CATERPILLAR 3406 DIESEL ENG.; CUMMINS B SERIES 5.9 L DIESEL ENG.; CUMMINS C SERIES 8.3 L DIESEL ENG.; CUMMINS N14 DIESEL ENG.; FORD 6-CYL. 6.6 L DIESEL ENG.; FORD 6-CYL. 7.8 L DIESEL ENG.</b> |         | Ross Stg. Gear; W/Casting No. HFB52 .....  | 8706    |
| Pump Complete Rebuilding Kit; W/Separate Brake Booster Pump.....   | 7910    | Ross Stg. Gear; W/Casting No. HFB64 .....  | 8707    |
| Pump Seal Kit; W/Eaton Model B Pump; ☆E.....   | 8702    | <b>1975-1973</b>   |         |
| Pump Seal Kit; W/Eaton Model U Pump.....   | 8705    | <b>CATERPILLAR 3208 DIESEL ENG.; CATERPILLAR V150 DIESEL ENG.; CATERPILLAR V175 DIESEL ENG.; CATERPILLAR V190 DIESEL ENG.; CATERPILLAR V290 DIESEL ENG.; CUMMINS V555 DIESEL ENG.; CUMMINS VT555 DIESEL ENG.</b> |         |
| Pump Seal Kit; W/Separate Brake Booster Pump.....  | 7918    | Pump Seal Kit; W/Eaton Model B Pump; ☆E.....   | 8702    |
| Pump Drive Shaft Seal Kit; W/Separate Brake Booster Pump .....   | 8709    | Pump Seal Kit; W/Eaton Model U Pump.....   | 8705    |
| Stg. Gear Major Seal Kit; W/Ross Stg. Gear; W/Casting No. HF54; ☆J   | 8703    | Pump Seal Kit; W/TRW P.S. Pump.....  | 7898    |
| Ross Stg. Gear; W/Casting No. HF64.....  | 8704    | Stg. Gear Major Seal Kit; W/Ross Stg. Gear; W/Casting No. HF54; ☆J   | 8703    |
| Ross Stg. Gear; W/Casting No. HFB52 .....  | 8706    | Ross Stg. Gear; W/Casting No. HF64.....  | 8704    |
| Ross Stg. Gear; W/Casting No. HFB64 .....  | 8707    | Ross Stg. Gear; W/Casting No. HFB52 .....  | 8706    |
| <b>1993</b>  |         | Ross Stg. Gear; W/Casting No. HFB64 .....  | 8707    |

☆ See Pages A14 - A15 For Pump or Gear Identification.

**SYSTEM PUMP & GEAR IDENT.**

**SYSTEM & COMPONENT IDENT.**

**PASS. CARS**

**LIGHT TRUCKS**

**MEDIUM/HEAVY TRUCKS**

**BUSES**

**HOSE NUMERICAL**

**REPAIR KITS**

**KIT NUMERICAL**

**ILLUSTRATIONS**





# Power Steering Repair Kits for Medium/Heavy-Duty Trucks and Buses

| Application  | Kit No. | Application   | Kit No. |
|--|---------|---|---------|
| <b>FORD - Continued</b>  |         | <b>FORD - Continued</b>   |         |
| <b>L9000 - Continued</b>   |         | <b>LA8000 - Continued</b>   |         |
| <b>1979</b>  |         | <b>1993</b>   |         |
| CATERPILLAR 3406 DIESEL ENG.; CUMMINS NH DIESEL ENG.; CUMMINS 6-CYL. 14.0 L DIESEL ENG.; DETROIT DIESEL 6-71 DIESEL ENG.; DETROIT DIESEL 6V-92 DIESEL ENG.; DETROIT DIESEL 8V-71 DIESEL ENG.; DETROIT DIESEL 8V-71N DIESEL ENG.; DETROIT DIESEL 8V-71T DIESEL ENG. |         | CATERPILLAR 3406 DIESEL ENG.; CUMMINS C SERIES 8.3 L DIESEL ENG.; CUMMINS N14 DIESEL ENG.; FORD 6-CYL. 6.6 L DIESEL ENG.; FORD 6-CYL. 7.8 L DIESEL ENG.   |         |
| Pump Seal Kit; W/Eaton Model B Pump; ☆E.....   | 8702    | Pump Complete Rebuilding Kit; W/Separate Brake Booster Pump.....  | 7910    |
| Pump Seal Kit; W/Eaton Model U Pump.....   | 8705    | Pump Seal Kit; W/Eaton Model B Pump; ☆E.....  | 8702    |
| Pump Seal Kit; W/TRW P.S. Pump.....  | 7898    | Pump Seal Kit; W/Eaton Model U Pump.....  | 8705    |
| Stg. Gear Major Seal Kit; W/Ross Stg. Gear; W/Casting No. HF54; ☆J   | 8703    | Pump Seal Kit; W/Separate Brake Booster Pump.....   | 7918    |
| Ross Stg. Gear; W/Casting No. HF64.....  | 8704    | Pump Drive Shaft Seal Kit; W/Separate Brake Booster Pump.....   | 8709    |
| Ross Stg. Gear; W/Casting No. HFB52.....   | 8706    | Stg. Gear Major Seal Kit; W/Ross Stg. Gear; W/Casting No. HF54; ☆J  | 8703    |
| Ross Stg. Gear; W/Casting No. HFB64.....   | 8707    | Ross Stg. Gear; W/Casting No. HF64.....   | 8704    |
|  |         | Ross Stg. Gear; W/Casting No. HFB52.....  | 8706    |
|  |         | Ross Stg. Gear; W/Casting No. HFB64.....  | 8707    |
| <b>1975</b>  |         | <b>1992</b>   |         |
| CATERPILLAR 3406 DIESEL ENG.; CUMMINS NH DIESEL ENG.; CUMMINS V903 DIESEL ENG.; CUMMINS 6-CYL. 14.0 L DIESEL ENG.; DETROIT DIESEL 6-71 DIESEL ENG.; DETROIT DIESEL 8V-71 DIESEL ENG.; DETROIT DIESEL 8V-71N DIESEL ENG.; DETROIT DIESEL 8V-71T DIESEL ENG.         |         | CATERPILLAR 3406 DIESEL ENG.; CUMMINS L10 DIESEL ENG.; CUMMINS N14 DIESEL ENG.; FORD 6-CYL. 6.6 L DIESEL ENG.; FORD 6-CYL. 7.8 L DIESEL ENG.  |         |
| Pump Seal Kit; W/Eaton Model B Pump; ☆E.....   | 8702    | Pump Complete Rebuilding Kit; W/Separate Brake Booster Pump.....  | 7910    |
| Pump Seal Kit; W/Eaton Model U Pump.....   | 8705    | Pump Seal Kit; W/Eaton Model B Pump; ☆E.....  | 8702    |
| Pump Seal Kit; W/TRW P.S. Pump.....  | 7898    | Pump Seal Kit; W/Eaton Model U Pump.....  | 8705    |
| Stg. Gear Major Seal Kit; W/Ross Stg. Gear; W/Casting No. HF54; ☆J   | 8703    | Pump Seal Kit; W/Separate Brake Booster Pump.....   | 7918    |
| Ross Stg. Gear; W/Casting No. HF64.....  | 8704    | Pump Drive Shaft Seal Kit; W/Separate Brake Booster Pump.....   | 8709    |
| Ross Stg. Gear; W/Casting No. HFB52.....   | 8706    | Stg. Gear Major Seal Kit; W/Ross Stg. Gear; W/Casting No. HF54; ☆J  | 8703    |
| Ross Stg. Gear; W/Casting No. HFB64.....   | 8707    | Ross Stg. Gear; W/Casting No. HF64.....   | 8704    |
|  |         | Ross Stg. Gear; W/Casting No. HFB52.....  | 8706    |
|  |         | Ross Stg. Gear; W/Casting No. HFB64.....  | 8707    |
| <b>1974-1973</b>   |         | <b>1991</b>   |         |
| CUMMINS NH DIESEL ENG.; CUMMINS V903 DIESEL ENG.; CUMMINS 6-CYL. 14.0 L DIESEL ENG.; DETROIT DIESEL 6-71 DIESEL ENG.; DETROIT DIESEL 8V-71 DIESEL ENG.; DETROIT DIESEL 8V-71N DIESEL ENG.; DETROIT DIESEL 8V-71T DIESEL ENG.                                       |         | CATERPILLAR 3406 DIESEL ENG.; CUMMINS L10 DIESEL ENG.; FORD 6-CYL. 6.6 L DIESEL ENG.; FORD 6-CYL. 7.8 L DIESEL ENG.   |         |
| Pump Seal Kit; W/Eaton Model B Pump; ☆E.....   | 8702    | Pump Complete Rebuilding Kit; W/Separate Brake Booster Pump.....  | 7910    |
| Pump Seal Kit; W/Eaton Model U Pump.....   | 8705    | Pump Seal Kit; W/Eaton Model B Pump; ☆E.....  | 8702    |
| Pump Seal Kit; W/TRW P.S. Pump.....  | 7898    | Pump Seal Kit; W/Eaton Model U Pump.....  | 8705    |
| Stg. Gear Major Seal Kit; W/Ross Stg. Gear; W/Casting No. HF54; ☆J   | 8703    | Pump Seal Kit; W/Separate Brake Booster Pump.....   | 7918    |
| Ross Stg. Gear; W/Casting No. HF64.....  | 8704    | Pump Drive Shaft Seal Kit; W/Separate Brake Booster Pump.....   | 8709    |
| Ross Stg. Gear; W/Casting No. HFB52.....   | 8706    | Stg. Gear Major Seal Kit; W/Ross Stg. Gear; W/Casting No. HF54; ☆J  | 8703    |
| Ross Stg. Gear; W/Casting No. HFB64.....   | 8707    | Ross Stg. Gear; W/Casting No. HF64.....   | 8704    |
|  |         | Ross Stg. Gear; W/Casting No. HFB52.....  | 8706    |
|  |         | Ross Stg. Gear; W/Casting No. HFB64.....  | 8707    |
| <b>1972</b>  |         | <b>1990</b>   |         |
| CUMMINS NH DIESEL ENG.; CUMMINS V903 DIESEL ENG.; CUMMINS 6-CYL. 14.0 L DIESEL ENG.; DETROIT DIESEL 6-71 DIESEL ENG.; DETROIT DIESEL 8V-71 DIESEL ENG.; DETROIT DIESEL 8V-71N DIESEL ENG.; DETROIT DIESEL 8V-71T DIESEL ENG.                                       |         | FORD 6-CYL. 7.8 L DIESEL ENG.   |         |
| Pump Seal Kit; W/Eaton Model B Pump; ☆E.....   | 8702    | Pump Complete Rebuilding Kit; W/Separate Brake Booster Pump.....  | 7910    |
| Pump Seal Kit; W/Eaton Model U Pump.....   | 8705    | Pump Seal Kit; W/Eaton Model B Pump; ☆E.....  | 8702    |
| Pump Seal Kit; W/TRW P.S. Pump.....  | 7898    | Pump Seal Kit; W/Separate Brake Booster Pump.....   | 7918    |
| Stg. Gear Major Seal Kit; W/Ross Stg. Gear; W/Casting No. HF54; ☆J   | 8703    | Pump Drive Shaft Seal Kit; W/Separate Brake Booster Pump.....   | 8709    |
| Ross Stg. Gear; W/Casting No. HF64.....  | 8704    | Stg. Gear Major Seal Kit; W/Ross Stg. Gear; W/Casting No. HF54; ☆J  | 8703    |
| Ross Stg. Gear; W/Casting No. HFB52.....   | 8706    | Ross Stg. Gear; W/Casting No. HF64.....   | 8704    |
| Ross Stg. Gear; W/Casting No. HFB64.....   | 8707    | Ross Stg. Gear; W/Casting No. HFB52.....  | 8706    |
|  |         | Ross Stg. Gear; W/Casting No. HFB64.....  | 8707    |
| <b>1995</b>  |         | <b>LA9000</b>   |         |
| CATERPILLAR 3406 DIESEL ENG.; CUMMINS B SERIES 5.9 L DIESEL ENG.; CUMMINS C SERIES 8.3 L DIESEL ENG.; CUMMINS N14 DIESEL ENG.  |         | <b>1995</b>   |         |
| Pump Seal Kit; W/Eaton Model B Pump; ☆E.....   | 8702    | CATERPILLAR 3176 DIESEL ENG.; CATERPILLAR 3306 DIESEL ENG.; CATERPILLAR 3406 DIESEL ENG.; CUMMINS B SERIES 5.9 L DIESEL ENG.; CUMMINS C SERIES 8.3 L DIESEL ENG.; CUMMINS L10 DIESEL ENG.; CUMMINS M11 DIESEL ENG.; CUMMINS N14 DIESEL ENG.; DETROIT DIESEL 6-CYL. 11.1 L DIESEL ENG. |         |
| Pump Seal Kit; W/Eaton Model U Pump.....   | 8705    | Pump Seal Kit; W/Eaton Model B Pump; ☆E.....  | 8702    |
| Stg. Gear Major Seal Kit; W/Ross Stg. Gear; W/Casting No. HF54; ☆J   | 8703    | Pump Seal Kit; W/Eaton Model U Pump.....  | 8705    |
| Ross Stg. Gear; W/Casting No. HF64.....  | 8704    | Stg. Gear Major Seal Kit; W/Ross Stg. Gear; W/Casting No. HF54; ☆J  | 8703    |
| Ross Stg. Gear; W/Casting No. HFB52.....   | 8706    | Ross Stg. Gear; W/Casting No. HF64.....   | 8704    |
| Ross Stg. Gear; W/Casting No. HFB64.....   | 8707    | Ross Stg. Gear; W/Casting No. HFB52.....  | 8706    |
|  |         | Ross Stg. Gear; W/Casting No. HFB64.....  | 8707    |
| <b>1994</b>  |         | <b>1994</b>   |         |
| CATERPILLAR 3406 DIESEL ENG.; CUMMINS B SERIES 5.9 L DIESEL ENG.; CUMMINS C SERIES 8.3 L DIESEL ENG.; CUMMINS N14 DIESEL ENG.  |         | CATERPILLAR 3176 DIESEL ENG.; CATERPILLAR 3406 DIESEL ENG.; CUMMINS B SERIES 5.9 L DIESEL ENG.; CUMMINS C SERIES 8.3 L DIESEL ENG.; CUMMINS L10 DIESEL ENG.   |         |
| Pump Complete Rebuilding Kit; W/Separate Brake Booster Pump.....   | 7910    | Pump Complete Rebuilding Kit; W/Separate Brake Booster Pump.....  | 7910    |
| Pump Seal Kit; W/Eaton Model B Pump; ☆E.....   | 8702    | Pump Seal Kit; W/Eaton Model B Pump; ☆E.....  | 8702    |
| Pump Seal Kit; W/Eaton Model U Pump.....   | 8705    | Pump Seal Kit; W/Eaton Model U Pump.....  | 8705    |
| Pump Seal Kit; W/Separate Brake Booster Pump.....  | 7918    | Pump Seal Kit; W/Separate Brake Booster Pump.....   | 7918    |
| Pump Drive Shaft Seal Kit; W/Separate Brake Booster Pump.....  | 8709    | Pump Drive Shaft Seal Kit; W/Separate Brake Booster Pump.....   | 8709    |
| Stg. Gear Major Seal Kit; W/Ross Stg. Gear; W/Casting No. HF54; ☆J   | 8703    | Stg. Gear Major Seal Kit; W/Ross Stg. Gear; W/Casting No. HF54; ☆J  | 8703    |
| Ross Stg. Gear; W/Casting No. HF64.....  | 8704    | Ross Stg. Gear; W/Casting No. HF64.....   | 8704    |
| Ross Stg. Gear; W/Casting No. HFB52.....   | 8706    | Ross Stg. Gear; W/Casting No. HFB52.....  | 8706    |
| Ross Stg. Gear; W/Casting No. HFB64.....   | 8707    | Ross Stg. Gear; W/Casting No. HFB64.....  | 8707    |

☆ See Pages A14 - A15 For Pump or Gear Identification.

SYSTEM  
PUMP &  
GEAR  
IDENT.

SYSTEM &  
COM-  
PONENT  
IDENT.

PASS.  
CARS

LIGHT  
TRUCKS

MEDIUM/  
HEAVY  
TRUCKS

BUSES

HOSE  
NUMER-  
ICAL

REPAIR  
KITS

KIT  
NUMER-  
ICAL

ILLUST-  
RATIONS





# Power Steering Repair Kits for Medium/Heavy-Duty Trucks and Buses

| Application  | Kit No. | Application  | Kit No. |
|--|---------|--|---------|
| <b>FORD - Continued</b>  |         | <b>FORD - Continued</b>  |         |
| <b>LL9000 - Continued</b>  |         | <b>LLA9000 - Continued</b>   |         |
| <b>1989-1987 - Continued</b>   |         | <b>1993</b>  |         |
| <b>CATERPILLAR 3406 DIESEL ENG.; CUMMINS 6-CYL. 14.0 L DIESEL ENG. - Continued</b>   |         | <b>CATERPILLAR 3176 DIESEL ENG.; CATERPILLAR 3406 DIESEL ENG.; CUMMINS C SERIES 8.3 L DIESEL ENG.; CUMMINS N14 DIESEL ENG.; DETROIT DIESEL SERIES 60 DIESEL ENG.</b>   |         |
| Pump Seal Kit; W/Eaton Model B Pump; ☆E.....   | 8702    | Pump Complete Rebuilding Kit; W/Separate Brake Booster Pump.....   | 7910    |
| Pump Drive Shaft Seal Kit; W/Separate Brake Booster Pump .....   | 8709    | Pump Seal Kit; W/Eaton Model B Pump; ☆E.....   | 8702    |
| Stg. Gear Major Seal Kit; W/Ross Stg. Gear; W/Casting No. HF54; ☆J   | 8703    | Pump Seal Kit; W/Eaton Model U Pump.....   | 8705    |
| Ross Stg. Gear; W/Casting No. HF64.....  | 8704    | Pump Seal Kit; W/Separate Brake Booster Pump .....   | 7918    |
| Ross Stg. Gear; W/Casting No. HFB52.....   | 8706    | Pump Drive Shaft Seal Kit; W/Separate Brake Booster Pump .....   | 8709    |
| Ross Stg. Gear; W/Casting No. HFB64.....   | 8707    | Stg. Gear Major Seal Kit; W/Ross Stg. Gear; W/Casting No. HF54; ☆J   | 8703    |
| <b>1986-1984</b>   |         | Ross Stg. Gear; W/Casting No. HF64.....  | 8704    |
| <b>CATERPILLAR 3406 DIESEL ENG.; CUMMINS 6-CYL. 14.0 L DIESEL ENG.</b>   |         | Ross Stg. Gear; W/Casting No. HFB52.....   | 8706    |
| Pump Complete Rebuilding Kit; W/Separate Brake Booster Pump.....   | 7910    | Ross Stg. Gear; W/Casting No. HFB64.....   | 8707    |
| Pump Seal Kit; W/Separate Brake Booster Pump.....  | 7918    | <b>1992</b>  |         |
| Pump Seal Kit; W/Eaton Model B Pump; ☆E.....   | 8702    | <b>CATERPILLAR 3176 DIESEL ENG.; CATERPILLAR 3406 DIESEL ENG.; CUMMINS L10 DIESEL ENG.; CUMMINS N14 DIESEL ENG.; DETROIT DIESEL SERIES 60 DIESEL ENG.</b>  |         |
| Pump Seal Kit; W/Eaton Model U Pump.....   | 8705    | Pump Complete Rebuilding Kit; W/Separate Brake Booster Pump.....   | 7910    |
| Pump Seal Kit; W/TRW P.S. Pump.....  | 7898    | Pump Seal Kit; W/Eaton Model B Pump; ☆E.....   | 8702    |
| Pump Drive Shaft Seal Kit; W/Separate Brake Booster Pump .....   | 8709    | Pump Seal Kit; W/Eaton Model U Pump.....   | 8705    |
| Stg. Gear Major Seal Kit; W/Ross Stg. Gear; W/Casting No. HF54; ☆J   | 8703    | Pump Seal Kit; W/Separate Brake Booster Pump .....   | 7918    |
| Ross Stg. Gear; W/Casting No. HF64.....  | 8704    | Pump Drive Shaft Seal Kit; W/Separate Brake Booster Pump .....   | 8709    |
| Ross Stg. Gear; W/Casting No. HFB52.....   | 8706    | Stg. Gear Major Seal Kit; W/Ross Stg. Gear; W/Casting No. HF54; ☆J   | 8703    |
| Ross Stg. Gear; W/Casting No. HFB64.....   | 8707    | Ross Stg. Gear; W/Casting No. HF64.....  | 8704    |
| <b>1979</b>  |         | Ross Stg. Gear; W/Casting No. HFB52.....   | 8706    |
| <b>CUMMINS 6-CYL. 14.0 L DIESEL ENG.</b>   |         | Ross Stg. Gear; W/Casting No. HFB64.....   | 8707    |
| Pump Seal Kit; W/Eaton Model B Pump; ☆E.....   | 8702    | <b>1991</b>  |         |
| Pump Seal Kit; W/Eaton Model U Pump.....   | 8705    | <b>CATERPILLAR 3176 DIESEL ENG.; CATERPILLAR 3406 DIESEL ENG.; CUMMINS L10 DIESEL ENG.; CUMMINS N14 DIESEL ENG.</b>  |         |
| Pump Seal Kit; W/TRW P.S. Pump.....  | 7898    | Pump Complete Rebuilding Kit; W/Separate Brake Booster Pump.....   | 7910    |
| Stg. Gear Major Seal Kit; W/Ross Stg. Gear; W/Casting No. HF54; ☆J   | 8703    | Pump Seal Kit; W/Eaton Model B Pump; ☆E.....   | 8702    |
| Ross Stg. Gear; W/Casting No. HF64.....  | 8704    | Pump Seal Kit; W/Eaton Model U Pump.....   | 8705    |
| Ross Stg. Gear; W/Casting No. HFB52.....   | 8706    | Pump Seal Kit; W/Separate Brake Booster Pump .....   | 7918    |
| Ross Stg. Gear; W/Casting No. HFB64.....   | 8707    | Pump Drive Shaft Seal Kit; W/Separate Brake Booster Pump .....   | 8709    |
| <b>1975-1973</b>   |         | Stg. Gear Major Seal Kit; W/Ross Stg. Gear; W/Casting No. HF54; ☆J   | 8703    |
| <b>CUMMINS 6-CYL. 14.0 L DIESEL ENG.</b>   |         | Ross Stg. Gear; W/Casting No. HF64.....  | 8704    |
| Pump Seal Kit; W/Eaton Model B Pump; ☆E.....   | 8702    | Ross Stg. Gear; W/Casting No. HFB52.....   | 8706    |
| Pump Seal Kit; W/Eaton Model U Pump.....   | 8705    | Ross Stg. Gear; W/Casting No. HFB64.....   | 8707    |
| Pump Seal Kit; W/TRW P.S. Pump.....  | 7898    | <b>LLS9000</b>   |         |
| Stg. Gear Major Seal Kit; W/Ross Stg. Gear; W/Casting No. HF54; ☆J   | 8703    | <b>1995</b>  |         |
| Ross Stg. Gear; W/Casting No. HF64.....  | 8704    | <b>CATERPILLAR 3176 DIESEL ENG.; CATERPILLAR 3406 DIESEL ENG.; CUMMINS B SERIES 5.9 L DIESEL ENG.; CUMMINS C SERIES 8.3 L DIESEL ENG.; CUMMINS L10 DIESEL ENG.; CUMMINS M11 DIESEL ENG.; CUMMINS N14 DIESEL ENG.; DETROIT DIESEL 6-CYL. 11.1 L DIESEL ENG.</b> |         |
| Ross Stg. Gear; W/Casting No. HFB52.....   | 8706    | Pump Seal Kit; W/Eaton Model B Pump; ☆E.....   | 8702    |
| Ross Stg. Gear; W/Casting No. HFB64.....   | 8707    | Pump Seal Kit; W/Eaton Model U Pump.....   | 8705    |
| <b>1972</b>  |         | Stg. Gear Major Seal Kit; W/Ross Stg. Gear; W/Casting No. HF54; ☆J   | 8703    |
| <b>CUMMINS 6-CYL. 14.0 L DIESEL ENG.</b>   |         | Ross Stg. Gear; W/Casting No. HF64.....  | 8704    |
| Pump Seal Kit; W/Eaton Model B Pump; ☆E.....   | 8702    | Ross Stg. Gear; W/Casting No. HFB52.....   | 8706    |
| Pump Seal Kit; W/Eaton Model U Pump.....   | 8705    | Ross Stg. Gear; W/Casting No. HFB64.....   | 8707    |
| Pump Seal Kit; W/TRW P.S. Pump.....  | 7898    | <b>1994</b>  |         |
| <b>LLA9000</b>   |         | <b>CATERPILLAR 3176 DIESEL ENG.; CATERPILLAR 3406 DIESEL ENG.; CUMMINS B SERIES 5.9 L DIESEL ENG.; CUMMINS C SERIES 8.3 L DIESEL ENG.; CUMMINS N14 DIESEL ENG.</b>   |         |
| <b>1995</b>  |         | Pump Complete Rebuilding Kit; W/Separate Brake Booster Pump.....   | 7910    |
| <b>CATERPILLAR 3176 DIESEL ENG.; CATERPILLAR 3406 DIESEL ENG.; CUMMINS B SERIES 5.9 L DIESEL ENG.; CUMMINS C SERIES 8.3 L DIESEL ENG.; CUMMINS L10 DIESEL ENG.; CUMMINS M11 DIESEL ENG.; CUMMINS N14 DIESEL ENG.; DETROIT DIESEL 6-CYL. 11.1 L DIESEL ENG.</b> |         | Pump Seal Kit; W/Eaton Model B Pump; ☆E.....   | 8702    |
| Pump Seal Kit; W/Eaton Model B Pump; ☆E.....   | 8702    | Pump Seal Kit; W/Eaton Model U Pump.....   | 8705    |
| Pump Seal Kit; W/Eaton Model U Pump.....   | 8705    | Stg. Gear Major Seal Kit; W/Ross Stg. Gear; W/Casting No. HF54; ☆J   | 8703    |
| Pump Seal Kit; W/TRW P.S. Pump.....  | 7898    | Ross Stg. Gear; W/Casting No. HF64.....  | 8704    |
| Stg. Gear Major Seal Kit; W/Ross Stg. Gear; W/Casting No. HF54; ☆J   | 8703    | Ross Stg. Gear; W/Casting No. HFB52.....   | 8706    |
| Ross Stg. Gear; W/Casting No. HF64.....  | 8704    | Ross Stg. Gear; W/Casting No. HFB64.....   | 8707    |
| Ross Stg. Gear; W/Casting No. HFB52.....   | 8706    | <b>1994</b>  |         |
| Ross Stg. Gear; W/Casting No. HFB64.....   | 8707    | <b>CATERPILLAR 3176 DIESEL ENG.; CATERPILLAR 3406 DIESEL ENG.; CUMMINS B SERIES 5.9 L DIESEL ENG.; CUMMINS C SERIES 8.3 L DIESEL ENG.; CUMMINS N14 DIESEL ENG.</b>   |         |
| <b>1994</b>  |         | Pump Complete Rebuilding Kit; W/Separate Brake Booster Pump.....   | 7910    |
| <b>CATERPILLAR 3176 DIESEL ENG.; CATERPILLAR 3406 DIESEL ENG.; CUMMINS B SERIES 5.9 L DIESEL ENG.; CUMMINS C SERIES 8.3 L DIESEL ENG.; CUMMINS L10 DIESEL ENG.; CUMMINS M11 DIESEL ENG.; CUMMINS N14 DIESEL ENG.; DETROIT DIESEL SERIES 60 DIESEL ENG.</b>     |         | Pump Seal Kit; W/Eaton Model B Pump; ☆E.....   | 8702    |
| Pump Complete Rebuilding Kit; W/Separate Brake Booster Pump.....   | 7910    | Pump Seal Kit; W/Eaton Model U Pump.....   | 8705    |
| Pump Seal Kit; W/Eaton Model B Pump; ☆E.....   | 8702    | Pump Seal Kit; W/Separate Brake Booster Pump .....   | 7918    |
| Pump Seal Kit; W/Eaton Model U Pump.....   | 8705    | Pump Drive Shaft Seal Kit; W/Separate Brake Booster Pump .....   | 8709    |
| Pump Seal Kit; W/Separate Brake Booster Pump .....   | 7918    | Stg. Gear Major Seal Kit; W/Ross Stg. Gear; W/Casting No. HF54; ☆J   | 8703    |
| Pump Drive Shaft Seal Kit; W/Separate Brake Booster Pump .....   | 8709    | Ross Stg. Gear; W/Casting No. HF64.....  | 8704    |
| Stg. Gear Major Seal Kit; W/Ross Stg. Gear; W/Casting No. HF54; ☆J   | 8703    | Ross Stg. Gear; W/Casting No. HFB52.....   | 8706    |
| Ross Stg. Gear; W/Casting No. HF64.....  | 8704    | Ross Stg. Gear; W/Casting No. HFB64.....   | 8707    |
| Ross Stg. Gear; W/Casting No. HFB52.....   | 8706    | <b>1993</b>  |         |
| Ross Stg. Gear; W/Casting No. HFB64.....   | 8707    | <b>CATERPILLAR 3176 DIESEL ENG.; CATERPILLAR 3406 DIESEL ENG.; CUMMINS C SERIES 8.3 L DIESEL ENG.; CUMMINS N14 DIESEL ENG.</b>   |         |
| <b>1994</b>  |         | Pump Complete Rebuilding Kit; W/Separate Brake Booster Pump.....   | 7910    |
| <b>CATERPILLAR 3176 DIESEL ENG.; CATERPILLAR 3406 DIESEL ENG.; CUMMINS B SERIES 5.9 L DIESEL ENG.; CUMMINS C SERIES 8.3 L DIESEL ENG.; CUMMINS N14 DIESEL ENG.</b>   |         | Pump Seal Kit; W/Eaton Model B Pump; ☆E.....   | 8702    |
| Pump Complete Rebuilding Kit; W/Separate Brake Booster Pump.....   | 7910    | Pump Seal Kit; W/Eaton Model U Pump.....   | 8705    |
| Pump Seal Kit; W/Eaton Model B Pump; ☆E.....   | 8702    | Pump Seal Kit; W/Separate Brake Booster Pump .....   | 7918    |
| Pump Seal Kit; W/Eaton Model U Pump.....   | 8705    | Pump Drive Shaft Seal Kit; W/Separate Brake Booster Pump .....   | 8709    |
| Pump Seal Kit; W/Separate Brake Booster Pump .....   | 7918    | Stg. Gear Major Seal Kit; W/Ross Stg. Gear; W/Casting No. HF54; ☆J   | 8703    |
| Pump Drive Shaft Seal Kit; W/Separate Brake Booster Pump .....   | 8709    | Ross Stg. Gear; W/Casting No. HF64.....  | 8704    |
| Stg. Gear Major Seal Kit; W/Ross Stg. Gear; W/Casting No. HF54; ☆J   | 8703    | Ross Stg. Gear; W/Casting No. HFB52.....   | 8706    |
| Ross Stg. Gear; W/Casting No. HF64.....  | 8704    | Ross Stg. Gear; W/Casting No. HFB64.....   | 8707    |
| Ross Stg. Gear; W/Casting No. HFB52.....   | 8706    | <b>ILLUSTRATIONS</b>   |         |
| Ross Stg. Gear; W/Casting No. HFB64.....   | 8707    |  |         |

☆ See Pages A14 - A15 For Pump or Gear Identification.

SYSTEM  
PUMP &  
GEAR  
IDENT.

SYSTEM &  
COM-  
PONENT  
IDENT.

PASS.  
CARS

LIGHT  
TRUCKS

MEDIUM/  
HEAVY  
TRUCKS

BUSES

HOSE  
NUMER-  
ICAL

REPAIR  
KITS

KIT  
NUMER-  
ICAL

ILLUSTRATIONS



# Power Steering Repair Kits for Medium/Heavy-Duty Trucks and Buses

|                                      | Application  | Kit No. | Application  | Kit No. |
|--------------------------------------|--|---------|--|---------|
| <b>SYSTEM PUMP &amp; GEAR IDENT.</b> | <b>FORD - Continued</b>  |         | <b>FORD - Continued</b>  |         |
| <b>SYSTEM &amp; COMPONENT IDENT.</b> | <b>LLS9000 - Continued</b>   |         | <b>LN600 - Continued</b>   |         |
| <b>PASS. CARS</b>                    | <b>1993 - Continued</b>  |         | <b>1975-1973 - Continued</b>   |         |
| <b>LIGHT TRUCKS</b>                  | <b>CATERPILLAR 3176 DIESEL ENG.; CATERPILLAR 3406 DIESEL ENG.; CUMMINS C SERIES 8.3 L DIESEL ENG.; CUMMINS N14 DIESEL ENG. - Continued</b> |         | <b>FORD V-8 330 ENG.; FORD V-8 359 ENG.; FORD V-8 361 ENG.; FORD V-8 389 ENG.; FORD V-8 391 ENG. - Continued</b> |         |
| <b>MEDIUM/HEAVY TRUCKS</b>           | Pump Seal Kit; W/Eaton Model U Pump..... <b>8705</b>   |         | Stg. Gear Major Seal Kit; W/Ross Stg. Gear; W/Casting No. HF54; ☆J <b>8703</b>                                   |         |
| <b>BUSES</b>                         | Pump Seal Kit; W/Separate Brake Booster Pump..... <b>7918</b>  |         | Ross Stg. Gear; W/Casting No. HF64..... <b>8704</b>  |         |
| <b>HOSE NUMERICAL</b>                | Pump Drive Shaft Seal Kit; W/Separate Brake Booster Pump..... <b>8709</b>  |         | Ross Stg. Gear; W/Casting No. HFB52..... <b>8706</b>   |         |
| <b>REPAIR KITS</b>                   | Stg. Gear Major Seal Kit; W/Ross Stg. Gear; W/Casting No. HF54; ☆J <b>8703</b>   |         | Ross Stg. Gear; W/Casting No. HFB64..... <b>8707</b>   |         |
| <b>KIT NUMERICAL</b>                 | Ross Stg. Gear; W/Casting No. HF64..... <b>8704</b>  |         |  |         |
| <b>ILLUSTRATIONS</b>                 | Ross Stg. Gear; W/Casting No. HFB52..... <b>8706</b>   |         |  |         |
|                                      | Ross Stg. Gear; W/Casting No. HFB64..... <b>8707</b>   |         |  |         |
|                                      | <b>1992-1991</b>   |         | <b>1972</b>  |         |
|                                      | <b>CATERPILLAR 3176 DIESEL ENG.; CATERPILLAR 3406 DIESEL ENG.; CUMMINS L10 DIESEL ENG.; CUMMINS N14 DIESEL ENG.</b>                        |         | <b>FORD V-8 330 ENG.; FORD V-8 359 ENG.; FORD V-8 361 ENG.; FORD V-8 389 ENG.; FORD V-8 391 ENG.</b>             |         |
|                                      | Pump Complete Rebuilding Kit; W/Separate Brake Booster Pump..... <b>7910</b>   |         | Pump Seal Kit; W/Eaton Model U Pump..... <b>8705</b>   |         |
|                                      | Pump Seal Kit; W/Eaton Model B Pump; ☆E..... <b>8702</b>   |         |  |         |
|                                      | Pump Seal Kit; W/Eaton Model U Pump..... <b>8705</b>   |         | <b>1971-1970</b>   |         |
|                                      | Pump Seal Kit; W/Separate Brake Booster Pump..... <b>7918</b>  |         | <b>FORD V-8 330 ENG.; FORD V-8 359 ENG.; FORD V-8 361 ENG.; FORD V-8 389 ENG.; FORD V-8 391 ENG.</b>             |         |
|                                      | Pump Drive Shaft Seal Kit; W/Separate Brake Booster Pump..... <b>8709</b>  |         | Pump Seal Kit..... <b>8705</b>   |         |
|                                      | Stg. Gear Major Seal Kit; W/Ross Stg. Gear; W/Casting No. HF54; ☆J <b>8703</b>   |         |  |         |
|                                      | Ross Stg. Gear; W/Casting No. HF64..... <b>8704</b>  |         | <b>LN700</b>   |         |
|                                      | Ross Stg. Gear; W/Casting No. HFB52..... <b>8706</b>   |         | <b>1987</b>  |         |
|                                      | Ross Stg. Gear; W/Casting No. HFB64..... <b>8707</b>   |         | <b>DETROIT DIESEL V-8 8.2 L DIESEL ENG.</b>  |         |
|                                      | <b>LN600</b>   |         | Pump Complete Rebuilding Kit; W/Separate Brake Booster Pump..... <b>7910</b>                                     |         |
|                                      | <b>1985-1984</b>   |         | Pump Seal Kit; W/Separate Brake Booster Pump..... <b>7918</b>  |         |
|                                      | <b>DETROIT DIESEL V-8 8.2 L DIESEL ENG.; FORD V-8 6.1 L ENG.</b>   |         | Pump Seal Kit; W/Eaton Model B Pump; ☆E..... <b>8702</b>   |         |
|                                      | Pump Complete Rebuilding Kit; W/Separate Brake Booster Pump..... <b>7910</b>   |         | Pump Drive Shaft Seal Kit; W/Separate Brake Booster Pump..... <b>8709</b>  |         |
|                                      | Pump Seal Kit; W/Separate Brake Booster Pump..... <b>7918</b>  |         | Stg. Gear Major Seal Kit; W/Ross Stg. Gear; W/Casting No. HF54; ☆J <b>8703</b>                                   |         |
|                                      | Pump Seal Kit; W/Eaton Model B Pump; ☆E..... <b>8702</b>   |         | Ross Stg. Gear; W/Casting No. HF64..... <b>8704</b>  |         |
|                                      | Pump Seal Kit; W/Eaton Model U Pump..... <b>8705</b>   |         | Ross Stg. Gear; W/Casting No. HFB52..... <b>8706</b>   |         |
|                                      | Pump Seal Kit; W/TRW P.S. Pump..... <b>7898</b>  |         | Ross Stg. Gear; W/Casting No. HFB64..... <b>8707</b>   |         |
|                                      | Pump Drive Shaft Seal Kit; W/Separate Brake Booster Pump..... <b>8709</b>  |         |  |         |
|                                      | Stg. Gear Major Seal Kit; W/Ross Stg. Gear; W/Casting No. HF54; ☆J <b>8703</b>   |         | <b>1986-1984</b>   |         |
|                                      | Ross Stg. Gear; W/Casting No. HF64..... <b>8704</b>  |         | <b>DETROIT DIESEL V-8 8.2 L DIESEL ENG.; FORD V-8 6.1 L ENG.; FORD V-8 7.0 L ENG.</b>                            |         |
|                                      | Ross Stg. Gear; W/Casting No. HFB52..... <b>8706</b>   |         | Pump Complete Rebuilding Kit; W/Separate Brake Booster Pump..... <b>7910</b>                                     |         |
|                                      | Ross Stg. Gear; W/Casting No. HFB64..... <b>8707</b>   |         | Pump Seal Kit; W/Separate Brake Booster Pump..... <b>7918</b>  |         |
|                                      |  |         | Pump Seal Kit; W/Eaton Model B Pump; ☆E..... <b>8702</b>   |         |
|                                      | <b>1983-1981</b>   |         | Pump Seal Kit; W/Eaton Model U Pump..... <b>8705</b>   |         |
|                                      | <b>DETROIT DIESEL V-8 8.2 L DIESEL ENG.; FORD V-8 6.1 L ENG.</b>   |         | Pump Seal Kit; W/TRW P.S. Pump..... <b>7898</b>  |         |
|                                      | Pump Seal Kit; W/Eaton Model B Pump; ☆E..... <b>8702</b>   |         | Pump Seal Kit; W/TRW P.S. Pump..... <b>7898</b>  |         |
|                                      | Pump Seal Kit; W/Eaton Model U Pump..... <b>8705</b>   |         | Stg. Gear Major Seal Kit; W/Ross Stg. Gear; W/Casting No. HF54; ☆J <b>8703</b>                                   |         |
|                                      | Pump Seal Kit; W/TRW P.S. Pump..... <b>7898</b>  |         | Ross Stg. Gear; W/Casting No. HF64..... <b>8704</b>  |         |
|                                      | Stg. Gear Major Seal Kit; W/Ross Stg. Gear; W/Casting No. HF54; ☆J <b>8703</b>   |         | Ross Stg. Gear; W/Casting No. HFB52..... <b>8706</b>   |         |
|                                      | Ross Stg. Gear; W/Casting No. HF64..... <b>8704</b>  |         | Ross Stg. Gear; W/Casting No. HFB64..... <b>8707</b>   |         |
|                                      | Ross Stg. Gear; W/Casting No. HFB52..... <b>8706</b>   |         |  |         |
|                                      | Ross Stg. Gear; W/Casting No. HFB64..... <b>8707</b>   |         | <b>1983-1981</b>   |         |
|                                      |  |         | <b>DETROIT DIESEL V-8 8.2 L DIESEL ENG.; FORD V-8 6.1 L ENG.; FORD V-8 7.0 L ENG.</b>                            |         |
|                                      | <b>1980</b>  |         | Pump Seal Kit; W/Eaton Model B Pump; ☆E..... <b>8702</b>   |         |
|                                      | <b>FORD V-8 6.1 L ENG.</b>   |         | Pump Seal Kit; W/Eaton Model U Pump..... <b>8705</b>   |         |
|                                      | Pump Seal Kit; W/Eaton Model B Pump; ☆E..... <b>8702</b>   |         | Pump Seal Kit; W/TRW P.S. Pump..... <b>7898</b>  |         |
|                                      | Pump Seal Kit; W/Eaton Model U Pump..... <b>8705</b>   |         | Pump Seal Kit; W/TRW P.S. Pump..... <b>7898</b>  |         |
|                                      | Pump Seal Kit; W/TRW P.S. Pump..... <b>7898</b>  |         | Stg. Gear Major Seal Kit; W/Ross Stg. Gear; W/Casting No. HF54; ☆J <b>8703</b>                                   |         |
|                                      | Stg. Gear Major Seal Kit; W/Ross Stg. Gear; W/Casting No. HF54; ☆J <b>8703</b>   |         | Ross Stg. Gear; W/Casting No. HF64..... <b>8704</b>  |         |
|                                      | Ross Stg. Gear; W/Casting No. HF64..... <b>8704</b>  |         | Ross Stg. Gear; W/Casting No. HFB52..... <b>8706</b>   |         |
|                                      | Ross Stg. Gear; W/Casting No. HFB52..... <b>8706</b>   |         | Ross Stg. Gear; W/Casting No. HFB64..... <b>8707</b>   |         |
|                                      | Ross Stg. Gear; W/Casting No. HFB64..... <b>8707</b>   |         |  |         |
|                                      |  |         | <b>1980</b>  |         |
|                                      | <b>1979</b>  |         | <b>FORD V-8 6.1 L ENG.; FORD V-8 7.0 L ENG.</b>  |         |
|                                      | <b>FORD V-8 370 ENG.; FORD V-8 429 ENG.</b>  |         | Pump Seal Kit; W/Eaton Model B Pump; ☆E..... <b>8702</b>   |         |
|                                      | Pump Seal Kit..... <b>8705</b>   |         | Pump Seal Kit; W/Eaton Model U Pump..... <b>8705</b>   |         |
|                                      | Stg. Gear Major Seal Kit; W/Ross Stg. Gear; W/Casting No. HF54; ☆J <b>8703</b>   |         | Pump Seal Kit; W/TRW P.S. Pump..... <b>7898</b>  |         |
|                                      | Ross Stg. Gear; W/Casting No. HF64..... <b>8704</b>  |         | Pump Seal Kit; W/TRW P.S. Pump..... <b>7898</b>  |         |
|                                      | Ross Stg. Gear; W/Casting No. HFB52..... <b>8706</b>   |         | Stg. Gear Major Seal Kit; W/Ross Stg. Gear; W/Casting No. HF54; ☆J <b>8703</b>                                   |         |
|                                      | Ross Stg. Gear; W/Casting No. HFB64..... <b>8707</b>   |         | Ross Stg. Gear; W/Casting No. HF64..... <b>8704</b>  |         |
|                                      |  |         | Ross Stg. Gear; W/Casting No. HFB52..... <b>8706</b>   |         |
|                                      | <b>1978-1976</b>   |         | Ross Stg. Gear; W/Casting No. HFB64..... <b>8707</b>   |         |
|                                      | <b>FORD V-8 330 ENG.; FORD V-8 359 ENG.; FORD V-8 361 ENG.; FORD V-8 389 ENG.; FORD V-8 391 ENG.</b>                                       |         |  |         |
|                                      | Pump Seal Kit..... <b>8705</b>   |         | <b>1979</b>  |         |
|                                      |  |         | <b>FORD V-8 370 ENG.; FORD V-8 429 ENG.</b>  |         |
|                                      | <b>1975-1973</b>   |         | Pump Seal Kit..... <b>8705</b>   |         |
|                                      | <b>FORD V-8 330 ENG.; FORD V-8 359 ENG.; FORD V-8 361 ENG.; FORD V-8 389 ENG.; FORD V-8 391 ENG.</b>                                       |         | Stg. Gear Major Seal Kit; W/Ross Stg. Gear; W/Casting No. HF54; ☆J <b>8703</b>                                   |         |
|                                      | Pump Seal Kit..... <b>8705</b>   |         | Ross Stg. Gear; W/Casting No. HF64..... <b>8704</b>  |         |
|                                      |  |         | Ross Stg. Gear; W/Casting No. HFB52..... <b>8706</b>   |         |
|                                      |  |         | Ross Stg. Gear; W/Casting No. HFB64..... <b>8707</b>   |         |
|                                      |  |         |  |         |
|                                      |  |         | <b>1978-1976</b>   |         |
|                                      |  |         | <b>FORD V-8 330 ENG.; FORD V-8 359 ENG.; FORD V-8 361 ENG.; FORD V-8 389 ENG.; FORD V-8 391 ENG.</b>             |         |
|                                      |  |         | Pump Seal Kit..... <b>8705</b>   |         |
|                                      |  |         |  |         |

☆ See Pages A14 - A15 For Pump or Gear Identification.



# Power Steering Repair Kits for Medium/Heavy-Duty Trucks and Buses

|   | Application   | Kit No.  | Application  | Kit No.   |      |
|---|---|--|--|---|------|
| <b>SYSTEM PUMP &amp; GEAR IDENT.</b>  | <b>FORD - Continued</b>   |  | <b>FORD - Continued</b>  |   |      |
|   | <b>LN6000</b>   |  | <b>LN7000 - Continued</b>  |   |      |
|   | <b>1975</b>   |  | <b>1992-1991 - Continued</b>                                       |   |      |
|   | <b>CATERPILLAR 3208 DIESEL ENG.; CATERPILLAR V150 DIESEL ENG.; CATERPILLAR V175 DIESEL ENG.; CATERPILLAR V190 DIESEL ENG.; CATERPILLAR V290 DIESEL ENG.</b> |  | <b>FORD 6-CYL. 6.6 L DIESEL ENG. - Continued</b>                   |   |      |
|   |   | Pump Seal Kit; W/Eaton Model B Pump; ☆E.....                       | 8702   | Ross Stg. Gear; W/Casting No. HFB64.....  | 8707 |
|   |   | Pump Seal Kit; W/Eaton Model U Pump.....                           | 8705   | <b>1990-1989</b>  |      |
|   |   | Pump Seal Kit; W/TRW P.S. Pump.....                                | 7898   | <b>FORD 6-CYL. 6.6 L DIESEL ENG.</b>  |      |
|   |   | Stg. Gear Major Seal Kit; W/Ross Stg. Gear; W/Casting No. HF54; ☆J | 8703   | Pump Complete Rebuilding Kit; W/Separate Brake Booster Pump.....  |      |
|   |   | Ross Stg. Gear; W/Casting No. HF64.....                            | 8704   | Pump Seal Kit; W/Eaton Model B Pump; ☆E.....  |      |
|   |   | Ross Stg. Gear; W/Casting No. HFB52.....                           | 8706   | Pump Seal Kit; W/Separate Brake Booster Pump.....   |      |
|   | Ross Stg. Gear; W/Casting No. HFB64.....  | 8707   | Pump Drive Shaft Seal Kit; W/Separate Brake Booster Pump.....      |   |      |
| <b>SYSTEM &amp; COMPONENT IDENT.</b>  | <b>1974-1973</b>  |  | Stg. Gear Major Seal Kit; W/Ross Stg. Gear; W/Casting No. HF54; ☆J |   |      |
|   | <b>CATERPILLAR V150 DIESEL ENG.; CATERPILLAR V175 DIESEL ENG.; CATERPILLAR V190 DIESEL ENG.; CATERPILLAR V290 DIESEL ENG.</b>                               |  | Ross Stg. Gear; W/Casting No. HF64.....                            |   |      |
|   |   | Pump Seal Kit; W/Eaton Model B Pump; ☆E.....                       | 8702   | Ross Stg. Gear; W/Casting No. HFB52.....  |      |
|   |   | Pump Seal Kit; W/Eaton Model U Pump.....                           | 8705   | Ross Stg. Gear; W/Casting No. HFB64.....  |      |
|   |   | Pump Seal Kit; W/TRW P.S. Pump.....                                | 7898   | <b>1988</b>   |      |
|   |   | Stg. Gear Major Seal Kit; W/Ross Stg. Gear; W/Casting No. HF54; ☆J | 8703   | <b>FORD 6-CYL. 6.6 L DIESEL ENG.; FORD 6-CYL. 7.8 L DIESEL ENG.</b>   |      |
|   |   | Ross Stg. Gear; W/Casting No. HF64.....                            | 8704   | Pump Complete Rebuilding Kit; W/Separate Brake Booster Pump.....  |      |
|   |   | Ross Stg. Gear; W/Casting No. HFB52.....                           | 8706   | Pump Seal Kit; W/Separate Brake Booster Pump.....   |      |
|   |   | Ross Stg. Gear; W/Casting No. HFB64.....                           | 8707   | Pump Seal Kit; W/Eaton Model B Pump; ☆E.....  |      |
|   | <b>PASS. CARS</b>   | <b>1972</b>  |  | Pump Drive Shaft Seal Kit; W/Separate Brake Booster Pump.....   |      |
| <b>CATERPILLAR V150 DIESEL ENG.; CATERPILLAR V175 DIESEL ENG.; CATERPILLAR V190 DIESEL ENG.; CATERPILLAR V290 DIESEL ENG.</b> |   | Stg. Gear Major Seal Kit; W/Ross Stg. Gear; W/Casting No. HF54; ☆J |  |   |      |
|   |   | Pump Seal Kit; W/Eaton Model B Pump; ☆E.....                       | 8702   | Ross Stg. Gear; W/Casting No. HF64.....   |      |
|   |   | Pump Seal Kit; W/Eaton Model U Pump.....                           | 8705   | Ross Stg. Gear; W/Casting No. HFB52.....  |      |
|   |   | Pump Seal Kit; W/TRW P.S. Pump.....                                | 7898   | Ross Stg. Gear; W/Casting No. HFB64.....  |      |
|   |   | Stg. Gear Major Seal Kit; W/Ross Stg. Gear; W/Casting No. HF54; ☆J | 8703   | <b>1987</b>   |      |
|   |   | Ross Stg. Gear; W/Casting No. HF64.....                            | 8704   | <b>CATERPILLAR 3208 DIESEL ENG.</b>   |      |
|   |   | Ross Stg. Gear; W/Casting No. HFB52.....                           | 8706   | Pump Complete Rebuilding Kit; W/Separate Brake Booster Pump.....  |      |
|   |   | Ross Stg. Gear; W/Casting No. HFB64.....                           | 8707   | Pump Seal Kit; W/Separate Brake Booster Pump.....   |      |
| <b>LIGHT TRUCKS</b>   |   | <b>1972</b>  |  | Pump Seal Kit; W/Eaton Model B Pump; ☆E.....  |      |
|   | <b>CATERPILLAR V150 DIESEL ENG.; CATERPILLAR V175 DIESEL ENG.; CATERPILLAR V190 DIESEL ENG.; CATERPILLAR V290 DIESEL ENG.</b>                               |  | Pump Seal Kit; W/Eaton Model U Pump.....                           |   |      |
|   |   | Pump Seal Kit; W/Eaton Model B Pump; ☆E.....                       | 8702   | Pump Seal Kit; W/Eaton Model B Pump; ☆E.....  |      |
|   |   | Pump Seal Kit; W/Eaton Model U Pump.....                           | 8705   | Pump Seal Kit; W/Eaton Model U Pump.....  |      |
|   |   | Pump Seal Kit; W/TRW P.S. Pump.....                                | 7898   | Pump Seal Kit; W/TRW P.S. Pump.....   |      |
|   |   | Stg. Gear Major Seal Kit; W/Ross Stg. Gear; W/Casting No. HF54; ☆J | 8703   | Pump Drive Shaft Seal Kit; W/Separate Brake Booster Pump.....   |      |
|   |   | Ross Stg. Gear; W/Casting No. HF64.....                            | 8704   | Stg. Gear Major Seal Kit; W/Ross Stg. Gear; W/Casting No. HF54; ☆J  |      |
|   |   | Ross Stg. Gear; W/Casting No. HFB52.....                           | 8706   | Ross Stg. Gear; W/Casting No. HF64.....   |      |
|   |   | Ross Stg. Gear; W/Casting No. HFB64.....                           | 8707   | Ross Stg. Gear; W/Casting No. HFB52.....  |      |
|   | <b>MEDIUM/HEAVY TRUCKS</b>  | <b>1972</b>  |  | Ross Stg. Gear; W/Casting No. HFB64.....  |      |
| <b>CATERPILLAR V150 DIESEL ENG.; CATERPILLAR V175 DIESEL ENG.; CATERPILLAR V190 DIESEL ENG.; CATERPILLAR V290 DIESEL ENG.</b> |   | <b>1987</b>  |  |   |      |
|   |   | Pump Seal Kit; W/Eaton Model B Pump; ☆E.....                       | 8702   | <b>CATERPILLAR 3208 DIESEL ENG.</b>   |      |
|   |   | Pump Seal Kit; W/Eaton Model U Pump.....                           | 8705   | Pump Complete Rebuilding Kit; W/Separate Brake Booster Pump.....  |      |
|   |   | Pump Seal Kit; W/TRW P.S. Pump.....                                | 7898   | Pump Seal Kit; W/Separate Brake Booster Pump.....   |      |
|   |   | Stg. Gear Major Seal Kit; W/Ross Stg. Gear; W/Casting No. HF54; ☆J | 8703   | Pump Seal Kit; W/Eaton Model B Pump; ☆E.....  |      |
|   |   | Ross Stg. Gear; W/Casting No. HF64.....                            | 8704   | Pump Seal Kit; W/Eaton Model U Pump.....  |      |
|   |   | Ross Stg. Gear; W/Casting No. HFB52.....                           | 8706   | Pump Seal Kit; W/TRW P.S. Pump.....   |      |
|   |   | Ross Stg. Gear; W/Casting No. HFB64.....                           | 8707   | Pump Drive Shaft Seal Kit; W/Separate Brake Booster Pump.....   |      |
| <b>BUSES</b>  |   | <b>1972</b>  |  | Stg. Gear Major Seal Kit; W/Ross Stg. Gear; W/Casting No. HF54; ☆J  |      |
|   | <b>CATERPILLAR V150 DIESEL ENG.; CATERPILLAR V175 DIESEL ENG.; CATERPILLAR V190 DIESEL ENG.; CATERPILLAR V290 DIESEL ENG.</b>                               |  | Ross Stg. Gear; W/Casting No. HF64.....                            |   |      |
|   |   | Pump Seal Kit; W/Eaton Model B Pump; ☆E.....                       | 8702   | Ross Stg. Gear; W/Casting No. HFB52.....  |      |
|   |   | Pump Seal Kit; W/Eaton Model U Pump.....                           | 8705   | Ross Stg. Gear; W/Casting No. HFB64.....  |      |
|   |   | Pump Seal Kit; W/TRW P.S. Pump.....                                | 7898   | <b>1986-1984</b>  |      |
|   |   | Stg. Gear Major Seal Kit; W/Ross Stg. Gear; W/Casting No. HF54; ☆J | 8703   | <b>CATERPILLAR 3208 DIESEL ENG.</b>   |      |
|   |   | Ross Stg. Gear; W/Casting No. HF64.....                            | 8704   | Pump Complete Rebuilding Kit; W/Separate Brake Booster Pump.....  |      |
|   |   | Ross Stg. Gear; W/Casting No. HFB52.....                           | 8706   | Pump Seal Kit; W/Separate Brake Booster Pump.....   |      |
|   |   | Ross Stg. Gear; W/Casting No. HFB64.....                           | 8707   | Pump Seal Kit; W/Eaton Model B Pump; ☆E.....  |      |
|   | <b>HOSE NUMERICAL</b>   | <b>1994</b>  |  | Pump Seal Kit; W/Eaton Model U Pump.....  |      |
| <b>CUMMINS B SERIES 5.9 L DIESEL ENG.; CUMMINS C SERIES 8.3 L DIESEL ENG.</b>   |   | Pump Seal Kit; W/Eaton Model B Pump; ☆E.....                       |  |   |      |
|   |   | Pump Complete Rebuilding Kit; W/Separate Brake Booster Pump.....   | 7910   | Pump Seal Kit; W/Eaton Model U Pump.....  |      |
|   |   | Pump Seal Kit; W/Eaton Model B Pump; ☆E.....                       | 8702   | Pump Seal Kit; W/TRW P.S. Pump.....   |      |
|   |   | Pump Seal Kit; W/Eaton Model U Pump.....                           | 8705   | Pump Drive Shaft Seal Kit; W/Separate Brake Booster Pump.....   |      |
|   |   | Pump Seal Kit; W/Separate Brake Booster Pump.....                  | 7918   | Stg. Gear Major Seal Kit; W/Ross Stg. Gear; W/Casting No. HF54; ☆J  |      |
|   |   | Pump Drive Shaft Seal Kit; W/Separate Brake Booster Pump.....      | 8709   | Ross Stg. Gear; W/Casting No. HF64.....   |      |
|   |   | Stg. Gear Major Seal Kit; W/Ross Stg. Gear; W/Casting No. HF54; ☆J | 8703   | Ross Stg. Gear; W/Casting No. HFB52.....  |      |
|   |   | Ross Stg. Gear; W/Casting No. HF64.....                            | 8704   | Ross Stg. Gear; W/Casting No. HFB64.....  |      |
|   |   | Ross Stg. Gear; W/Casting No. HFB52.....                           | 8706   | <b>1982-1980</b>  |      |
| <b>REPAIR KITS</b>  | <b>1994</b>   |  | Ross Stg. Gear; W/Casting No. HFB64.....                           |   |      |
|   | <b>CUMMINS B SERIES 5.9 L DIESEL ENG.; CUMMINS C SERIES 8.3 L DIESEL ENG.</b>   |  | <b>CATERPILLAR 3208 DIESEL ENG.</b>                                |   |      |
|   |   | Pump Complete Rebuilding Kit; W/Separate Brake Booster Pump.....   | 7910   | Pump Seal Kit; W/Eaton Model B Pump; ☆E.....  |      |
|   |   | Pump Seal Kit; W/Eaton Model B Pump; ☆E.....                       | 8702   | Pump Seal Kit; W/Eaton Model U Pump.....  |      |
|   |   | Pump Seal Kit; W/Eaton Model U Pump.....                           | 8705   | Pump Seal Kit; W/TRW P.S. Pump.....   |      |
|   |   | Pump Seal Kit; W/Separate Brake Booster Pump.....                  | 7918   | Pump Seal Kit; W/Eaton Model U Pump.....  |      |
|   |   | Pump Drive Shaft Seal Kit; W/Separate Brake Booster Pump.....      | 8709   | Pump Seal Kit; W/TRW P.S. Pump.....   |      |
|   |   | Stg. Gear Major Seal Kit; W/Ross Stg. Gear; W/Casting No. HF54; ☆J | 8703   | Pump Drive Shaft Seal Kit; W/Separate Brake Booster Pump.....   |      |
|   |   | Ross Stg. Gear; W/Casting No. HF64.....                            | 8704   | Stg. Gear Major Seal Kit; W/Ross Stg. Gear; W/Casting No. HF54; ☆J  |      |
|   |   | Ross Stg. Gear; W/Casting No. HFB52.....                           | 8706   | Ross Stg. Gear; W/Casting No. HF64.....   |      |
| <b>KIT NUMERICAL</b>  | <b>1994</b>   |  | Ross Stg. Gear; W/Casting No. HFB64.....                           |   |      |
|   | <b>CUMMINS B SERIES 5.9 L DIESEL ENG.; CUMMINS C SERIES 8.3 L DIESEL ENG.; FORD 6-CYL. 6.6 L DIESEL ENG.</b>  |  | <b>CATERPILLAR 3208 DIESEL ENG.</b>                                |   |      |
|   |   | Pump Complete Rebuilding Kit; W/Separate Brake Booster Pump.....   | 7910   | Pump Seal Kit; W/Eaton Model B Pump; ☆E.....  |      |
|   |   | Pump Seal Kit; W/Eaton Model B Pump; ☆E.....                       | 8702   | Pump Seal Kit; W/Eaton Model U Pump.....  |      |
|   |   | Pump Seal Kit; W/Eaton Model U Pump.....                           | 8705   | Pump Seal Kit; W/TRW P.S. Pump.....   |      |
|   |   | Pump Seal Kit; W/Separate Brake Booster Pump.....                  | 7918   | Pump Seal Kit; W/Eaton Model U Pump.....  |      |
|   |   | Pump Drive Shaft Seal Kit; W/Separate Brake Booster Pump.....      | 8709   | Pump Seal Kit; W/TRW P.S. Pump.....   |      |
|   |   | Stg. Gear Major Seal Kit; W/Ross Stg. Gear; W/Casting No. HF54; ☆J | 8703   | Pump Drive Shaft Seal Kit; W/Separate Brake Booster Pump.....   |      |
|   |   | Ross Stg. Gear; W/Casting No. HF64.....                            | 8704   | Stg. Gear Major Seal Kit; W/Ross Stg. Gear; W/Casting No. HF54; ☆J  |      |
|   |   | Ross Stg. Gear; W/Casting No. HFB52.....                           | 8706   | Ross Stg. Gear; W/Casting No. HF64.....   |      |
| <b>ILLUSTRATIONS</b>  | <b>1994</b>   |  | Ross Stg. Gear; W/Casting No. HFB64.....                           |   |      |
|   | <b>CUMMINS B SERIES 5.9 L DIESEL ENG.; CUMMINS C SERIES 8.3 L DIESEL ENG.; FORD 6-CYL. 6.6 L DIESEL ENG.</b>  |  | <b>1975</b>  |   |      |
|   |   | Pump Complete Rebuilding Kit; W/Separate Brake Booster Pump.....   | 7910   | <b>CATERPILLAR 3208 DIESEL ENG.; CATERPILLAR V150 DIESEL ENG.; CATERPILLAR V175 DIESEL ENG.; CATERPILLAR V190 DIESEL ENG.; CATERPILLAR V290 DIESEL ENG.</b> |      |
|   |   | Pump Seal Kit; W/Eaton Model B Pump; ☆E.....                       | 8702   | Pump Seal Kit; W/Eaton Model B Pump; ☆E.....  |      |
|   |   | Pump Seal Kit; W/Eaton Model U Pump.....                           | 8705   | Pump Seal Kit; W/Eaton Model U Pump.....  |      |
|   |   | Pump Seal Kit; W/Separate Brake Booster Pump.....                  | 7918   | Pump Seal Kit; W/TRW P.S. Pump.....   |      |
|   |   | Pump Drive Shaft Seal Kit; W/Separate Brake Booster Pump.....      | 8709   | Pump Seal Kit; W/Eaton Model U Pump.....  |      |
|   |   | Stg. Gear Major Seal Kit; W/Ross Stg. Gear; W/Casting No. HF54; ☆J | 8703   | Pump Seal Kit; W/TRW P.S. Pump.....   |      |
|   |   | Ross Stg. Gear; W/Casting No. HF64.....                            | 8704   | Pump Seal Kit; W/Eaton Model B Pump; ☆E.....  |      |
|   |   | Ross Stg. Gear; W/Casting No. HFB52.....                           | 8706   | Pump Seal Kit; W/Eaton Model U Pump.....  |      |

☆ See Pages A14 - A15 For Pump or Gear Identification.



# Power Steering Repair Kits for Medium/Heavy-Duty Trucks and Buses

| Application   | Kit No. | Application  | Kit No. |
|---|---------|--|---------|
| <b>FORD - Continued</b>   |         | <b>FORD - Continued</b>  |         |
| <b>LN7000 - Continued</b>   |         | <b>LN8000 - Continued</b>  |         |
| 1974-1973 - Continued   |         | 1991 - Continued   |         |
| CATERPILLAR V150 DIESEL ENG.; CATERPILLAR V175 DIESEL ENG.; CATERPILLAR V190 DIESEL ENG.; CATERPILLAR V290 DIESEL ENG. - Continued          |         | CATERPILLAR 3406 DIESEL ENG.; FORD 6-CYL. 6.6 L DIESEL ENG.; FORD 6-CYL. 7.8 L DIESEL ENG. - Continued   |         |
| Stg. Gear Major Seal Kit; W/Ross Stg. Gear; W/Casting No. HF54; ☆J  | 8703    | Ross Stg. Gear; W/Casting No. HFB64  | 8707    |
| Ross Stg. Gear; W/Casting No. HF64  | 8704    |  |         |
| Ross Stg. Gear; W/Casting No. HFB52   | 8706    |  |         |
| Ross Stg. Gear; W/Casting No. HFB64   | 8707    |  |         |
| <b>1972</b>   |         | <b>1990-1989</b>   |         |
| <b>CATERPILLAR V150 DIESEL ENG.; CATERPILLAR V175 DIESEL ENG.; CATERPILLAR V190 DIESEL ENG.; CATERPILLAR V290 DIESEL ENG.</b>               |         | <b>FORD 6-CYL. 7.8 L DIESEL ENG.</b>   |         |
| Pump Seal Kit; W/Eaton Model B Pump; ☆E   | 8702    | Pump Complete Rebuilding Kit; W/Separate Brake Booster Pump  | 7910    |
| Pump Seal Kit; W/Eaton Model U Pump   | 8705    | Pump Seal Kit; W/Eaton Model B Pump; ☆E  | 8702    |
| Pump Seal Kit; W/TRW P.S. Pump  | 7898    | Pump Seal Kit; W/Separate Brake Booster Pump   | 7918    |
|   |         | Pump Drive Shaft Seal Kit; W/Separate Brake Booster Pump   | 8709    |
|   |         | Stg. Gear Major Seal Kit; W/Ross Stg. Gear; W/Casting No. HF54; ☆J   | 8703    |
|   |         | Ross Stg. Gear; W/Casting No. HF64   | 8704    |
|   |         | Ross Stg. Gear; W/Casting No. HFB52  | 8706    |
|   |         | Ross Stg. Gear; W/Casting No. HFB64  | 8707    |
| <b>LN8000</b>   |         | <b>1988-1987</b>   |         |
| <b>1995</b>   |         | <b>CATERPILLAR 3208 DIESEL ENG.; FORD 6-CYL. 7.8 L DIESEL ENG.</b>   |         |
| <b>CUMMINS B SERIES 5.9 L DIESEL ENG.; CUMMINS C SERIES 8.3 L DIESEL ENG.</b>   |         | Pump Complete Rebuilding Kit; W/Separate Brake Booster Pump  |         |
| Pump Seal Kit; W/Eaton Model B Pump; ☆E   | 8702    | Pump Seal Kit; W/Separate Brake Booster Pump   | 7918    |
| Pump Seal Kit; W/Eaton Model U Pump   | 8705    | Pump Seal Kit; W/Eaton Model B Pump; ☆E  | 8702    |
| Stg. Gear Major Seal Kit; W/Ross Stg. Gear; W/Casting No. HF54; ☆J  | 8703    | Pump Seal Kit; W/Eaton Model U Pump  | 8705    |
| Ross Stg. Gear; W/Casting No. HF64  | 8704    | Pump Seal Kit; W/Separate Brake Booster Pump   | 7918    |
| Ross Stg. Gear; W/Casting No. HFB52   | 8706    | Pump Drive Shaft Seal Kit; W/Separate Brake Booster Pump   | 8709    |
| Ross Stg. Gear; W/Casting No. HFB64   | 8707    | Stg. Gear Major Seal Kit; W/Ross Stg. Gear; W/Casting No. HF54; ☆J   | 8703    |
|   |         | Ross Stg. Gear; W/Casting No. HF64   | 8704    |
|   |         | Ross Stg. Gear; W/Casting No. HFB52  | 8706    |
|   |         | Ross Stg. Gear; W/Casting No. HFB64  | 8707    |
| <b>1994</b>   |         | <b>1986-1984</b>   |         |
| <b>CUMMINS B SERIES 5.9 L DIESEL ENG.; CUMMINS C SERIES 8.3 L DIESEL ENG.</b>   |         | <b>CATERPILLAR 3208 DIESEL ENG.</b>  |         |
| Pump Complete Rebuilding Kit; W/Separate Brake Booster Pump   | 7910    | Pump Complete Rebuilding Kit; W/Separate Brake Booster Pump  | 7910    |
| Pump Seal Kit; W/Eaton Model B Pump; ☆E   | 8702    | Pump Seal Kit; W/Separate Brake Booster Pump   | 7918    |
| Pump Seal Kit; W/Eaton Model U Pump   | 8705    | Pump Seal Kit; W/Eaton Model B Pump; ☆E  | 8702    |
| Pump Seal Kit; W/Separate Brake Booster Pump  | 7918    | Pump Seal Kit; W/Eaton Model U Pump  | 8705    |
| Pump Drive Shaft Seal Kit; W/Separate Brake Booster Pump  | 8709    | Pump Seal Kit; W/TRW P.S. Pump   | 7898    |
| Stg. Gear Major Seal Kit; W/Ross Stg. Gear; W/Casting No. HF54; ☆J  | 8703    | Pump Drive Shaft Seal Kit; W/Separate Brake Booster Pump   | 8709    |
| Ross Stg. Gear; W/Casting No. HF64  | 8704    | Stg. Gear Major Seal Kit; W/Ross Stg. Gear; W/Casting No. HF54; ☆J   | 8703    |
| Ross Stg. Gear; W/Casting No. HFB52   | 8706    | Ross Stg. Gear; W/Casting No. HF64   | 8704    |
| Ross Stg. Gear; W/Casting No. HFB64   | 8707    | Ross Stg. Gear; W/Casting No. HFB52  | 8706    |
|   |         | Ross Stg. Gear; W/Casting No. HFB64  | 8707    |
| <b>1993</b>   |         | <b>1982-1980</b>   |         |
| <b>CUMMINS B SERIES 5.9 L DIESEL ENG.; CUMMINS C SERIES 8.3 L DIESEL ENG.; FORD 6-CYL. 6.6 L DIESEL ENG.; FORD 6-CYL. 7.8 L DIESEL ENG.</b> |         | <b>CATERPILLAR 3208 DIESEL ENG.</b>  |         |
| Pump Complete Rebuilding Kit; W/Separate Brake Booster Pump   | 7910    | Pump Seal Kit; W/Eaton Model B Pump; ☆E  | 8702    |
| Pump Seal Kit; W/Eaton Model B Pump; ☆E   | 8702    | Pump Seal Kit; W/Eaton Model U Pump  | 8705    |
| Pump Seal Kit; W/Eaton Model U Pump   | 8705    | Pump Seal Kit; W/TRW P.S. Pump   | 7898    |
| Pump Seal Kit; W/Separate Brake Booster Pump  | 7918    | Stg. Gear Major Seal Kit; W/Ross Stg. Gear; W/Casting No. HF54; ☆J   | 8703    |
| Pump Drive Shaft Seal Kit; W/Separate Brake Booster Pump  | 8709    | Ross Stg. Gear; W/Casting No. HF64   | 8704    |
| Stg. Gear Major Seal Kit; W/Ross Stg. Gear; W/Casting No. HF54; ☆J  | 8703    | Ross Stg. Gear; W/Casting No. HFB52  | 8706    |
| Ross Stg. Gear; W/Casting No. HF64  | 8704    | Ross Stg. Gear; W/Casting No. HFB64  | 8707    |
| Ross Stg. Gear; W/Casting No. HFB52   | 8706    |  |         |
| Ross Stg. Gear; W/Casting No. HFB64   | 8707    |  |         |
| <b>1992</b>   |         | <b>1975-1973</b>   |         |
| <b>CUMMINS L10 DIESEL ENG.; FORD 6-CYL. 6.6 L DIESEL ENG.; FORD 6-CYL. 7.8 L DIESEL ENG.</b>  |         | <b>CATERPILLAR 3208 DIESEL ENG.; CATERPILLAR V150 DIESEL ENG.; CATERPILLAR V175 DIESEL ENG.; CATERPILLAR V190 DIESEL ENG.; CATERPILLAR V290 DIESEL ENG.; CUMMINS V555 DIESEL ENG.; CUMMINS VT555 DIESEL ENG.</b> |         |
| Pump Complete Rebuilding Kit; W/Separate Brake Booster Pump   | 7910    | Pump Seal Kit; W/Eaton Model B Pump; ☆E  | 8702    |
| Pump Seal Kit; W/Eaton Model B Pump; ☆E   | 8702    | Pump Seal Kit; W/Eaton Model U Pump  | 8705    |
| Pump Seal Kit; W/Eaton Model U Pump   | 8705    | Pump Seal Kit; W/TRW P.S. Pump   | 7898    |
| Pump Seal Kit; W/Separate Brake Booster Pump  | 7918    | Stg. Gear Major Seal Kit; W/Ross Stg. Gear; W/Casting No. HF54; ☆J   | 8703    |
| Pump Drive Shaft Seal Kit; W/Separate Brake Booster Pump  | 8709    | Ross Stg. Gear; W/Casting No. HF64   | 8704    |
| Stg. Gear Major Seal Kit; W/Ross Stg. Gear; W/Casting No. HF54; ☆J  | 8703    | Ross Stg. Gear; W/Casting No. HFB52  | 8706    |
| Ross Stg. Gear; W/Casting No. HF64  | 8704    | Ross Stg. Gear; W/Casting No. HFB64  | 8707    |
| Ross Stg. Gear; W/Casting No. HFB52   | 8706    |  |         |
| Ross Stg. Gear; W/Casting No. HFB64   | 8707    |  |         |
| <b>1991</b>   |         | <b>1972</b>  |         |
| <b>CATERPILLAR 3406 DIESEL ENG.; FORD 6-CYL. 6.6 L DIESEL ENG.; FORD 6-CYL. 7.8 L DIESEL ENG.</b>   |         | <b>CATERPILLAR 3208 DIESEL ENG.; CATERPILLAR V150 DIESEL ENG.; CATERPILLAR V175 DIESEL ENG.; CATERPILLAR V190 DIESEL ENG.; CATERPILLAR V290 DIESEL ENG.; DETROIT DIESEL 6V-53 DIESEL ENG.</b>                    |         |
| Pump Complete Rebuilding Kit; W/Separate Brake Booster Pump   | 7910    | Pump Seal Kit; W/Eaton Model B Pump; ☆E  | 8702    |
| Pump Seal Kit; W/Eaton Model B Pump; ☆E   | 8702    | Pump Seal Kit; W/Eaton Model U Pump  | 8705    |
| Pump Seal Kit; W/Eaton Model U Pump   | 8705    | Pump Seal Kit; W/TRW P.S. Pump   | 7898    |
| Pump Seal Kit; W/Separate Brake Booster Pump  | 7918    |  |         |
| Pump Drive Shaft Seal Kit; W/Separate Brake Booster Pump  | 8709    |  |         |
| Stg. Gear Major Seal Kit; W/Ross Stg. Gear; W/Casting No. HF54; ☆J  | 8703    |  |         |
| Ross Stg. Gear; W/Casting No. HF64  | 8704    |  |         |
| Ross Stg. Gear; W/Casting No. HFB52   | 8706    |  |         |
| Ross Stg. Gear; W/Casting No. HFB64   | 8707    |  |         |

☆ See Pages A14 - A15 For Pump or Gear Identification.

SYSTEM  
PUMP &  
GEAR  
IDENT.

SYSTEM &  
COM-  
PONENT  
IDENT.

PASS.  
CARS

LIGHT  
TRUCKS

MEDIUM/  
HEAVY  
TRUCKS

BUSES

HOSE  
NUMER-  
ICAL

REPAIR  
KITS

KIT  
NUMER-  
ICAL

ILLUSTRATIONS



# Power Steering Repair Kits for Medium/Heavy-Duty Trucks and Buses

|                           | Application   | Kit No. | Application  | Kit No. |
|---------------------------|---|---------|--|---------|
| SYSTEM PUMP & GEAR IDENT. | <b>FORD - Continued</b>   |         | <b>FORD - Continued</b>  |         |
|                           | <b>LN9000</b>   |         | <b>LN9000 - Continued</b>  |         |
|                           | <b>1995</b>   |         | <b>1989-1987 - Continued</b>   |         |
|                           | CATERPILLAR 3176 DIESEL ENG.; CATERPILLAR 3306 DIESEL ENG.; CATERPILLAR 3406 DIESEL ENG.; CUMMINS B SERIES 5.9 L DIESEL ENG.; CUMMINS C SERIES 8.3 L DIESEL ENG.; CUMMINS L10 DIESEL ENG.; CUMMINS M11 DIESEL ENG.; CUMMINS N14 DIESEL ENG. |         | CATERPILLAR 3406 DIESEL ENG.; CUMMINS L10 DIESEL ENG.; CUMMINS 6-CYL. 14.0 L DIESEL ENG. - Continued   |         |
|                           | Pump Seal Kit; W/Eaton Model B Pump; ☆E.....  | 8702    | Ross Stg. Gear; W/Casting No. HFB64 .....  | 8707    |
|                           | Pump Seal Kit; W/Eaton Model U Pump.....  | 8705    |  |         |
|                           | Stg. Gear Major Seal Kit; W/Ross Stg. Gear; W/Casting No. HF54; ☆J  | 8703    |  |         |
|                           | Ross Stg. Gear; W/Casting No. HF64 .....  | 8704    |  |         |
|                           | Ross Stg. Gear; W/Casting No. HFB52 .....   | 8706    |  |         |
|                           | Ross Stg. Gear; W/Casting No. HFB64 .....   | 8707    |  |         |
|                           | <b>1994</b>   |         | <b>1986</b>  |         |
|                           | CATERPILLAR 3176 DIESEL ENG.; CATERPILLAR 3406 DIESEL ENG.; CUMMINS B SERIES 5.9 L DIESEL ENG.; CUMMINS C SERIES 8.3 L DIESEL ENG.; CUMMINS L10 DIESEL ENG.; CUMMINS N14 DIESEL ENG.  |         | CATERPILLAR 3406 DIESEL ENG.; CUMMINS L10 DIESEL ENG.; CUMMINS 6-CYL. 14.0 L DIESEL ENG.; DETROIT DIESEL 6-71 DIESEL ENG.; DETROIT DIESEL 6V-92 DIESEL ENG.  |         |
|                           | Pump Complete Rebuilding Kit; W/Separate Brake Booster Pump.....  | 7910    | Pump Complete Rebuilding Kit; W/Separate Brake Booster Pump.....   | 7910    |
|                           | Pump Seal Kit; W/Eaton Model B Pump; ☆E.....  | 8702    | Pump Seal Kit; W/Separate Brake Booster Pump.....  | 7918    |
|                           | Pump Seal Kit; W/Eaton Model U Pump.....  | 8705    | Pump Seal Kit; W/Eaton Model B Pump; ☆E.....   | 8702    |
|                           | Pump Seal Kit; W/Separate Brake Booster Pump.....   | 7918    | Pump Seal Kit; W/Eaton Model U Pump.....   | 8705    |
|                           | Pump Drive Shaft Seal Kit; W/Separate Brake Booster Pump.....   | 8709    | Pump Seal Kit; W/TRW P.S. Pump.....  | 7898    |
|                           | Stg. Gear Major Seal Kit; W/Ross Stg. Gear; W/Casting No. HF54; ☆J  | 8703    | Pump Drive Shaft Seal Kit; W/Separate Brake Booster Pump.....  | 8709    |
|                           | Ross Stg. Gear; W/Casting No. HF64 .....  | 8704    | Stg. Gear Major Seal Kit; W/Ross Stg. Gear; W/Casting No. HF54; ☆J   | 8703    |
|                           | Ross Stg. Gear; W/Casting No. HFB52 .....   | 8706    | Ross Stg. Gear; W/Casting No. HF64 .....   | 8704    |
|                           | Ross Stg. Gear; W/Casting No. HFB64 .....   | 8707    | Ross Stg. Gear; W/Casting No. HFB52 .....  | 8706    |
|                           |   |         | Ross Stg. Gear; W/Casting No. HFB64 .....  | 8707    |
|                           | <b>1993</b>   |         | <b>1985</b>  |         |
|                           | CATERPILLAR 3176 DIESEL ENG.; CATERPILLAR 3406 DIESEL ENG.; CUMMINS C SERIES 8.3 L DIESEL ENG.; CUMMINS L10 DIESEL ENG.; CUMMINS N14 DIESEL ENG.  |         | CUMMINS 6-CYL. 14.0 L DIESEL ENG.; DETROIT DIESEL 6-71 DIESEL ENG.; DETROIT DIESEL 6V-92 DIESEL ENG.   |         |
|                           | Pump Complete Rebuilding Kit; W/Separate Brake Booster Pump.....  | 7910    | Pump Complete Rebuilding Kit; W/Separate Brake Booster Pump.....   | 7910    |
|                           | Pump Seal Kit; W/Eaton Model B Pump; ☆E.....  | 8702    | Pump Seal Kit; W/Separate Brake Booster Pump.....  | 7918    |
|                           | Pump Seal Kit; W/Eaton Model U Pump.....  | 8705    | Pump Seal Kit; W/Eaton Model B Pump; ☆E.....   | 8702    |
|                           | Pump Seal Kit; W/Separate Brake Booster Pump.....   | 7918    | Pump Seal Kit; W/Eaton Model U Pump.....   | 8705    |
|                           | Pump Drive Shaft Seal Kit; W/Separate Brake Booster Pump.....   | 8709    | Pump Seal Kit; W/TRW P.S. Pump.....  | 7898    |
|                           | Stg. Gear Major Seal Kit; W/Ross Stg. Gear; W/Casting No. HF54; ☆J  | 8703    | Pump Drive Shaft Seal Kit; W/Separate Brake Booster Pump.....  | 8709    |
|                           | Ross Stg. Gear; W/Casting No. HF64 .....  | 8704    | Stg. Gear Major Seal Kit; W/Ross Stg. Gear; W/Casting No. HF54; ☆J   | 8703    |
|                           | Ross Stg. Gear; W/Casting No. HFB52 .....   | 8706    | Ross Stg. Gear; W/Casting No. HF64 .....   | 8704    |
|                           | Ross Stg. Gear; W/Casting No. HFB64 .....   | 8707    | Ross Stg. Gear; W/Casting No. HFB52 .....  | 8706    |
|                           |   |         | Ross Stg. Gear; W/Casting No. HFB64 .....  | 8707    |
|                           | <b>1992-1991</b>  |         | <b>1984</b>  |         |
|                           | CATERPILLAR 3176 DIESEL ENG.; CATERPILLAR 3406 DIESEL ENG.; CUMMINS L10 DIESEL ENG.; CUMMINS N14 DIESEL ENG.  |         | CATERPILLAR 3406 DIESEL ENG.; CUMMINS 6-CYL. 14.0 L DIESEL ENG.; DETROIT DIESEL 6-71 DIESEL ENG.; DETROIT DIESEL 6V-92 DIESEL ENG.; DETROIT DIESEL 8V-71 DIESEL ENG.   |         |
|                           | Pump Complete Rebuilding Kit; W/Separate Brake Booster Pump.....  | 7910    | Pump Complete Rebuilding Kit; W/Separate Brake Booster Pump.....   | 7910    |
|                           | Pump Seal Kit; W/Eaton Model B Pump; ☆E.....  | 8702    | Pump Seal Kit; W/Separate Brake Booster Pump.....  | 7918    |
|                           | Pump Seal Kit; W/Eaton Model U Pump.....  | 8705    | Pump Seal Kit; W/Eaton Model B Pump; ☆E.....   | 8702    |
|                           | Pump Seal Kit; W/Separate Brake Booster Pump.....   | 7918    | Pump Seal Kit; W/Eaton Model U Pump.....   | 8705    |
|                           | Pump Drive Shaft Seal Kit; W/Separate Brake Booster Pump.....   | 8709    | Pump Seal Kit; W/TRW P.S. Pump.....  | 7898    |
|                           | Stg. Gear Major Seal Kit; W/Ross Stg. Gear; W/Casting No. HF54; ☆J  | 8703    | Pump Drive Shaft Seal Kit; W/Separate Brake Booster Pump.....  | 8709    |
|                           | Ross Stg. Gear; W/Casting No. HF64 .....  | 8704    | Stg. Gear Major Seal Kit; W/Ross Stg. Gear; W/Casting No. HF54; ☆J   | 8703    |
|                           | Ross Stg. Gear; W/Casting No. HFB52 .....   | 8706    | Ross Stg. Gear; W/Casting No. HF64 .....   | 8704    |
|                           | Ross Stg. Gear; W/Casting No. HFB64 .....   | 8707    | Ross Stg. Gear; W/Casting No. HFB52 .....  | 8706    |
|                           |   |         | Ross Stg. Gear; W/Casting No. HFB64 .....  | 8707    |
|                           | <b>1990</b>   |         | <b>1982-1980</b>   |         |
|                           | CATERPILLAR 3176 DIESEL ENG.; CATERPILLAR 3406 DIESEL ENG.; CUMMINS L10 DIESEL ENG.; CUMMINS 6-CYL. 14.0 L DIESEL ENG.  |         | CATERPILLAR 3406 DIESEL ENG.; CUMMINS 6-CYL. 14.0 L DIESEL ENG.; DETROIT DIESEL 6-71 DIESEL ENG.; DETROIT DIESEL 6V-92 DIESEL ENG.; DETROIT DIESEL 8V-71 DIESEL ENG.   |         |
|                           | Pump Complete Rebuilding Kit; W/Separate Brake Booster Pump.....  | 7910    | Pump Seal Kit; W/Eaton Model B Pump; ☆E.....   | 8702    |
|                           | Pump Seal Kit; W/Eaton Model B Pump; ☆E.....  | 8702    | Pump Seal Kit; W/Eaton Model U Pump.....   | 8705    |
|                           | Pump Seal Kit; W/Eaton Model U Pump.....  | 8705    | Pump Seal Kit; W/TRW P.S. Pump.....  | 7898    |
|                           | Pump Seal Kit; W/Separate Brake Booster Pump.....   | 7918    | Stg. Gear Major Seal Kit; W/Ross Stg. Gear; W/Casting No. HF54; ☆J   | 8703    |
|                           | Pump Drive Shaft Seal Kit; W/Separate Brake Booster Pump.....   | 8709    | Ross Stg. Gear; W/Casting No. HF64 .....   | 8704    |
|                           | Stg. Gear Major Seal Kit; W/Ross Stg. Gear; W/Casting No. HF54; ☆J  | 8703    | Ross Stg. Gear; W/Casting No. HFB52 .....  | 8706    |
|                           | Ross Stg. Gear; W/Casting No. HF64 .....  | 8704    | Ross Stg. Gear; W/Casting No. HFB64 .....  | 8707    |
|                           | Ross Stg. Gear; W/Casting No. HFB52 .....   | 8706    |  |         |
|                           | Ross Stg. Gear; W/Casting No. HFB64 .....   | 8707    |  |         |
|                           | <b>1989-1987</b>  |         | <b>1979</b>  |         |
|                           | CATERPILLAR 3406 DIESEL ENG.; CUMMINS L10 DIESEL ENG.; CUMMINS 6-CYL. 14.0 L DIESEL ENG.  |         | CATERPILLAR 3406 DIESEL ENG.; CUMMINS NH DIESEL ENG.; CUMMINS 6-CYL. 14.0 L DIESEL ENG.; DETROIT DIESEL 6-71 DIESEL ENG.; DETROIT DIESEL 6V-92 DIESEL ENG.; DETROIT DIESEL 8V-71 DIESEL ENG.; DETROIT DIESEL 8V-71N DIESEL ENG.; DETROIT DIESEL 8V-71T DIESEL ENG.; DETROIT DIESEL 8V-92 DIESEL ENG. |         |
|                           | Pump Complete Rebuilding Kit; W/Separate Brake Booster Pump.....  | 7910    | Pump Seal Kit; W/Eaton Model B Pump; ☆E.....   | 8702    |
|                           | Pump Seal Kit; W/Separate Brake Booster Pump.....   | 7918    | Pump Seal Kit; W/Eaton Model U Pump.....   | 8705    |
|                           | Pump Seal Kit; W/Eaton Model B Pump; ☆E.....  | 8702    | Pump Seal Kit; W/TRW P.S. Pump.....  | 7898    |
|                           | Pump Drive Shaft Seal Kit; W/Separate Brake Booster Pump.....   | 8709    | Stg. Gear Major Seal Kit; W/Ross Stg. Gear; W/Casting No. HF54; ☆J   | 8703    |
|                           | Stg. Gear Major Seal Kit; W/Ross Stg. Gear; W/Casting No. HF54; ☆J  | 8703    | Ross Stg. Gear; W/Casting No. HF64 .....   | 8704    |
|                           | Ross Stg. Gear; W/Casting No. HF64 .....  | 8704    | Ross Stg. Gear; W/Casting No. HFB52 .....  | 8706    |
|                           | Ross Stg. Gear; W/Casting No. HFB52 .....   | 8706    | Ross Stg. Gear; W/Casting No. HFB64 .....  | 8707    |
|                           | Ross Stg. Gear; W/Casting No. HFB64 .....   | 8707    |  |         |

☆ See Pages A14 - A15 For Pump or Gear Identification.







# Power Steering Repair Kits for Medium/Heavy-Duty Trucks and Buses

| Application   | Kit No. | Application   | Kit No. |
|---|---------|---|---------|
| <b>FORD - Continued</b>   |         | <b>FORD - Continued</b>   |         |
| <b>LNT8000 - Continued</b>  |         | <b>LNT9000 - Continued</b>  |         |
| 1975-1973 - Continued   |         | 1989-1988   |         |
| CATERPILLAR 3208 DIESEL ENG.; CATERPILLAR V150 DIESEL ENG.; CATERPILLAR V175 DIESEL ENG.; CATERPILLAR V190 DIESEL ENG.; CATERPILLAR V290 DIESEL ENG.; CUMMINS V555 DIESEL ENG.; CUMMINS VT555 DIESEL ENG.                                   |         | CATERPILLAR 3406 DIESEL ENG.; CUMMINS L10 DIESEL ENG.; CUMMINS 6-CYL. 14.0 L DIESEL ENG.  |         |
| - Continued   |         | Pump Complete Rebuilding Kit; W/Separate Brake Booster Pump.....  | 7910    |
| Pump Seal Kit; W/TRW P.S. Pump.....   | 7898    | Pump Seal Kit; W/Separate Brake Booster Pump.....   | 7918    |
| Stg. Gear Major Seal Kit; W/Ross Stg. Gear; W/Casting No. HF54; ☆J  | 8703    | Pump Seal Kit; W/Eaton Model B Pump; ☆E.....  | 8702    |
| Ross Stg. Gear; W/Casting No. HF64.....   | 8704    | Pump Drive Shaft Seal Kit; W/Separate Brake Booster Pump.....   | 8709    |
| Ross Stg. Gear; W/Casting No. HFB52.....  | 8706    | Stg. Gear Major Seal Kit; W/Ross Stg. Gear; W/Casting No. HF54; ☆J  | 8703    |
| Ross Stg. Gear; W/Casting No. HFB64.....  | 8707    | Ross Stg. Gear; W/Casting No. HF64.....   | 8704    |
|   |         | Ross Stg. Gear; W/Casting No. HFB52.....  | 8706    |
|   |         | Ross Stg. Gear; W/Casting No. HFB64.....  | 8707    |
| <b>1972</b>   |         | <b>1987</b>   |         |
| CATERPILLAR 3208 DIESEL ENG.; CATERPILLAR V150 DIESEL ENG.; CATERPILLAR V175 DIESEL ENG.; CATERPILLAR V190 DIESEL ENG.; CATERPILLAR V290 DIESEL ENG.; DETROIT DIESEL 6V-53 DIESEL ENG.  |         | CUMMINS L10 DIESEL ENG.; CUMMINS 6-CYL. 14.0 L DIESEL ENG.  |         |
| Pump Seal Kit; W/Eaton Model B Pump; ☆E.....  | 8702    | Pump Complete Rebuilding Kit; W/Separate Brake Booster Pump.....  | 7910    |
| Pump Seal Kit; W/Eaton Model U Pump.....  | 8705    | Pump Seal Kit; W/Separate Brake Booster Pump.....   | 7918    |
| Pump Seal Kit; W/TRW P.S. Pump.....   | 7898    | Pump Seal Kit; W/Eaton Model B Pump; ☆E.....  | 8702    |
|   |         | Pump Drive Shaft Seal Kit; W/Separate Brake Booster Pump.....   | 8709    |
|   |         | Stg. Gear Major Seal Kit; W/Ross Stg. Gear; W/Casting No. HF54; ☆J  | 8703    |
|   |         | Ross Stg. Gear; W/Casting No. HF64.....   | 8704    |
|   |         | Ross Stg. Gear; W/Casting No. HFB52.....  | 8706    |
|   |         | Ross Stg. Gear; W/Casting No. HFB64.....  | 8707    |
| <b>LNT9000</b>  |         | <b>1986-1985</b>  |         |
| <b>1995</b>   |         | CUMMINS L10 DIESEL ENG.; CUMMINS 6-CYL. 14.0 L DIESEL ENG.; DETROIT DIESEL 6-71 DIESEL ENG.; DETROIT DIESEL 6V-92 DIESEL ENG.   |         |
| CATERPILLAR 3176 DIESEL ENG.; CATERPILLAR 3306 DIESEL ENG.; CATERPILLAR 3406 DIESEL ENG.; CUMMINS B SERIES 5.9 L DIESEL ENG.; CUMMINS C SERIES 8.3 L DIESEL ENG.; CUMMINS L10 DIESEL ENG.; CUMMINS M11 DIESEL ENG.; CUMMINS N14 DIESEL ENG. |         | Pump Complete Rebuilding Kit; W/Separate Brake Booster Pump.....  | 7910    |
| Pump Seal Kit; W/Eaton Model B Pump; ☆E.....  | 8702    | Pump Seal Kit; W/Separate Brake Booster Pump.....   | 7918    |
| Pump Seal Kit; W/Eaton Model U Pump.....  | 8705    | Pump Seal Kit; W/Eaton Model B Pump; ☆E.....  | 8702    |
| Stg. Gear Major Seal Kit; W/Ross Stg. Gear; W/Casting No. HF54; ☆J  | 8703    | Pump Seal Kit; W/Eaton Model U Pump.....  | 8705    |
| Ross Stg. Gear; W/Casting No. HF64.....   | 8704    | Pump Seal Kit; W/TRW P.S. Pump.....   | 7898    |
| Ross Stg. Gear; W/Casting No. HFB52.....  | 8706    | Pump Drive Shaft Seal Kit; W/Separate Brake Booster Pump.....   | 8709    |
| Ross Stg. Gear; W/Casting No. HFB64.....  | 8707    | Stg. Gear Major Seal Kit; W/Ross Stg. Gear; W/Casting No. HF54; ☆J  | 8703    |
|   |         | Ross Stg. Gear; W/Casting No. HF64.....   | 8704    |
|   |         | Ross Stg. Gear; W/Casting No. HFB52.....  | 8706    |
|   |         | Ross Stg. Gear; W/Casting No. HFB64.....  | 8707    |
| <b>1994-1993</b>  |         | <b>1984</b>   |         |
| CATERPILLAR 3176 DIESEL ENG.; CATERPILLAR 3406 DIESEL ENG.; CUMMINS B SERIES 5.9 L DIESEL ENG.; CUMMINS C SERIES 8.3 L DIESEL ENG.; CUMMINS L10 DIESEL ENG.; CUMMINS N14 DIESEL ENG.  |         | CATERPILLAR 3406 DIESEL ENG.; CUMMINS 6-CYL. 14.0 L DIESEL ENG.; DETROIT DIESEL 6-71 DIESEL ENG.; DETROIT DIESEL 6V-92 DIESEL ENG.; DETROIT DIESEL 8V-71 DIESEL ENG.  |         |
| Pump Complete Rebuilding Kit; W/Separate Brake Booster Pump.....  | 7910    | Pump Complete Rebuilding Kit; W/Separate Brake Booster Pump.....  | 7910    |
| Pump Seal Kit; W/Eaton Model B Pump; ☆E.....  | 8702    | Pump Seal Kit; W/Separate Brake Booster Pump.....   | 7918    |
| Pump Seal Kit; W/Eaton Model U Pump.....  | 8705    | Pump Seal Kit; W/Eaton Model B Pump; ☆E.....  | 8702    |
| Pump Seal Kit; W/Separate Brake Booster Pump.....   | 7918    | Pump Seal Kit; W/Eaton Model U Pump.....  | 8705    |
| Pump Drive Shaft Seal Kit; W/Separate Brake Booster Pump.....   | 8709    | Pump Seal Kit; W/TRW P.S. Pump.....   | 7898    |
| Stg. Gear Major Seal Kit; W/Ross Stg. Gear; W/Casting No. HF54; ☆J  | 8703    | Pump Drive Shaft Seal Kit; W/Separate Brake Booster Pump.....   | 8709    |
| Ross Stg. Gear; W/Casting No. HF64.....   | 8704    | Stg. Gear Major Seal Kit; W/Ross Stg. Gear; W/Casting No. HF54; ☆J  | 8703    |
| Ross Stg. Gear; W/Casting No. HFB52.....  | 8706    | Ross Stg. Gear; W/Casting No. HF64.....   | 8704    |
| Ross Stg. Gear; W/Casting No. HFB64.....  | 8707    | Ross Stg. Gear; W/Casting No. HFB52.....  | 8706    |
|   |         | Ross Stg. Gear; W/Casting No. HFB64.....  | 8707    |
| <b>1992-1991</b>  |         | <b>1983-1980</b>  |         |
| CATERPILLAR 3176 DIESEL ENG.; CATERPILLAR 3406 DIESEL ENG.; CUMMINS L10 DIESEL ENG.; CUMMINS N14 DIESEL ENG.  |         | CATERPILLAR 3406 DIESEL ENG.; CUMMINS 6-CYL. 14.0 L DIESEL ENG.; DETROIT DIESEL 6-71 DIESEL ENG.; DETROIT DIESEL 6V-92 DIESEL ENG.; DETROIT DIESEL 8V-71 DIESEL ENG.  |         |
| Pump Complete Rebuilding Kit; W/Separate Brake Booster Pump.....  | 7910    | Pump Seal Kit; W/Eaton Model B Pump; ☆E.....  | 8702    |
| Pump Seal Kit; W/Eaton Model B Pump; ☆E.....  | 8702    | Pump Seal Kit; W/Eaton Model U Pump.....  | 8705    |
| Pump Seal Kit; W/Eaton Model U Pump.....  | 8705    | Pump Seal Kit; W/TRW P.S. Pump.....   | 7898    |
| Pump Seal Kit; W/Separate Brake Booster Pump.....   | 7918    | Stg. Gear Major Seal Kit; W/Ross Stg. Gear; W/Casting No. HF54; ☆J  | 8703    |
| Pump Drive Shaft Seal Kit; W/Separate Brake Booster Pump.....   | 8709    | Ross Stg. Gear; W/Casting No. HF64.....   | 8704    |
| Stg. Gear Major Seal Kit; W/Ross Stg. Gear; W/Casting No. HF54; ☆J  | 8703    | Ross Stg. Gear; W/Casting No. HFB52.....  | 8706    |
| Ross Stg. Gear; W/Casting No. HF64.....   | 8704    | Ross Stg. Gear; W/Casting No. HFB64.....  | 8707    |
| Ross Stg. Gear; W/Casting No. HFB52.....  | 8706    |   |         |
| Ross Stg. Gear; W/Casting No. HFB64.....  | 8707    | <b>1979</b>   |         |
|   |         | CATERPILLAR 3406 DIESEL ENG.; CUMMINS NH DIESEL ENG.; CUMMINS 6-CYL. 14.0 L DIESEL ENG.; DETROIT DIESEL 6-71 DIESEL ENG.; DETROIT DIESEL 6V-92 DIESEL ENG.; DETROIT DIESEL 8V-71 DIESEL ENG.; DETROIT DIESEL 8V-71T DIESEL ENG.; DETROIT DIESEL 8V-92 DIESEL ENG. |         |
|   |         | Pump Seal Kit; W/Eaton Model B Pump; ☆E.....  | 8702    |
|   |         | Pump Seal Kit; W/Eaton Model U Pump.....  | 8705    |
|   |         | Pump Seal Kit; W/TRW P.S. Pump.....   | 7898    |
|   |         | Stg. Gear Major Seal Kit; W/Ross Stg. Gear; W/Casting No. HF54; ☆J  | 8703    |
|   |         | Ross Stg. Gear; W/Casting No. HF64.....   | 8704    |
|   |         | Ross Stg. Gear; W/Casting No. HFB52.....  | 8706    |
|   |         | Ross Stg. Gear; W/Casting No. HFB64.....  | 8707    |
|   |         |   |         |
| <b>1990</b>   |         |   |         |
| CATERPILLAR 3176 DIESEL ENG.; CATERPILLAR 3406 DIESEL ENG.; CUMMINS L10 DIESEL ENG.; CUMMINS 6-CYL. 14.0 L DIESEL ENG.  |         |   |         |
| Pump Complete Rebuilding Kit; W/Separate Brake Booster Pump.....  | 7910    |   |         |
| Pump Seal Kit; W/Eaton Model B Pump; ☆E.....  | 8702    |   |         |
| Pump Seal Kit; W/Separate Brake Booster Pump.....   | 7918    |   |         |
| Pump Drive Shaft Seal Kit; W/Separate Brake Booster Pump.....   | 8709    |   |         |
| Stg. Gear Major Seal Kit; W/Ross Stg. Gear; W/Casting No. HF54; ☆J  | 8703    |   |         |
| Ross Stg. Gear; W/Casting No. HF64.....   | 8704    |   |         |
| Ross Stg. Gear; W/Casting No. HFB52.....  | 8706    |   |         |
| Ross Stg. Gear; W/Casting No. HFB64.....  | 8707    |   |         |

☆ See Pages A14 - A15 For Pump or Gear Identification.

SYSTEM  
PUMP &  
GEAR  
IDENT.

SYSTEM &  
COM-  
PONENT  
IDENT.

PASS.  
CARS

LIGHT  
TRUCKS

MEDIUM/  
HEAVY  
TRUCKS

BUSES

HOSE  
NUMER-  
ICAL

REPAIR  
KITS

KIT  
NUMER-  
ICAL

ILLUSTRATIONS



# Power Steering Repair Kits for Medium/Heavy-Duty Trucks and Buses

|                           | Application  | Kit No. | Application   | Kit No. |
|---------------------------|--|---------|---|---------|
| SYSTEM PUMP & GEAR IDENT. | <b>FORD - Continued</b>  |         | <b>FORD - Continued</b>   |         |
|                           | <b>LNT9000 - Continued</b>   |         | <b>LS8000 - Continued</b>   |         |
|                           | 1979 - Continued   |         | 1993  |         |
| SYSTEM & COMPONENT IDENT. | CATERPILLAR 3406 DIESEL ENG.; CUMMINS NH DIESEL ENG.; CUMMINS 6-CYL. 14.0 L DIESEL ENG.; DETROIT DIESEL 6-71 DIESEL ENG.; DETROIT DIESEL 6V-92 DIESEL ENG.; DETROIT DIESEL 8V-71 DIESEL ENG.; DETROIT DIESEL 8V-71N DIESEL ENG.; DETROIT DIESEL 8V-71T DIESEL ENG.; DETROIT DIESEL 8V-92 DIESEL ENG. - Continued |         | CATERPILLAR 3406 DIESEL ENG.; CUMMINS C SERIES 8.3 L DIESEL ENG.; CUMMINS N14 DIESEL ENG.; FORD 6-CYL. 6.6 L DIESEL ENG.; FORD 6-CYL. 7.8 L DIESEL ENG.   |         |
|                           | Ross Stg. Gear; W/Casting No. HF64.....  | 8704    | Pump Complete Rebuilding Kit; W/Separate Brake Booster Pump.....  | 7910    |
|                           | Ross Stg. Gear; W/Casting No. HFB52.....   | 8706    | Pump Seal Kit; W/Eaton Model B Pump; ☆E.....  | 8702    |
|                           | Ross Stg. Gear; W/Casting No. HFB64.....   | 8707    | Pump Seal Kit; W/Eaton Model U Pump.....  | 8705    |
| PASS. CARS                | 1975   |         | 1992-1991   |         |
|                           | CATERPILLAR 3406 DIESEL ENG.; CUMMINS NH DIESEL ENG.; CUMMINS V903 DIESEL ENG.; CUMMINS 6-CYL. 14.0 L DIESEL ENG.; DETROIT DIESEL 6-71 DIESEL ENG.; DETROIT DIESEL 8V-71 DIESEL ENG.; DETROIT DIESEL 8V-71N DIESEL ENG.; DETROIT DIESEL 8V-71T DIESEL ENG.   |         | CATERPILLAR 3406 DIESEL ENG.; CUMMINS L10 DIESEL ENG.; FORD 6-CYL. 6.6 L DIESEL ENG.; FORD 6-CYL. 7.8 L DIESEL ENG.   |         |
|                           | Pump Seal Kit; W/Eaton Model B Pump; ☆E.....   | 8702    | Pump Complete Rebuilding Kit; W/Separate Brake Booster Pump.....  | 7910    |
|                           | Pump Seal Kit; W/Eaton Model U Pump.....   | 8705    | Pump Seal Kit; W/Eaton Model B Pump; ☆E.....  | 8702    |
|                           | Pump Seal Kit; W/TRW P.S. Pump.....  | 7898    | Pump Seal Kit; W/Eaton Model U Pump.....  | 8705    |
| LIGHT TRUCKS              | Stg. Gear Major Seal Kit; W/Ross Stg. Gear; W/Casting No. HF54; ☆J   | 8703    | Pump Seal Kit; W/Separate Brake Booster Pump.....   | 7918    |
|                           | Ross Stg. Gear; W/Casting No. HF64.....  | 8704    | Pump Drive Shaft Seal Kit; W/Separate Brake Booster Pump.....   | 8709    |
|                           | Ross Stg. Gear; W/Casting No. HFB52.....   | 8706    | Stg. Gear Major Seal Kit; W/Ross Stg. Gear; W/Casting No. HF54; ☆J  | 8703    |
|                           | Ross Stg. Gear; W/Casting No. HFB64.....   | 8707    | Ross Stg. Gear; W/Casting No. HF64.....   | 8704    |
|                           |  |         | Ross Stg. Gear; W/Casting No. HFB52.....  | 8706    |
|                           |  |         | Ross Stg. Gear; W/Casting No. HFB64.....  | 8707    |
| MEDIUM/HEAVY TRUCKS       | 1974-1973  |         | 1990-1989   |         |
|                           | CUMMINS NH DIESEL ENG.; CUMMINS V903 DIESEL ENG.; CUMMINS 6-CYL. 14.0 L DIESEL ENG.; DETROIT DIESEL 6-71 DIESEL ENG.; DETROIT DIESEL 8V-71 DIESEL ENG.; DETROIT DIESEL 8V-71N DIESEL ENG.; DETROIT DIESEL 8V-71T DIESEL ENG.   |         | FORD 6-CYL. 7.8 L DIESEL ENG.   |         |
|                           | Pump Seal Kit; W/Eaton Model B Pump; ☆E.....   | 8702    | Pump Complete Rebuilding Kit; W/Separate Brake Booster Pump.....  | 7910    |
|                           | Pump Seal Kit; W/Eaton Model U Pump.....   | 8705    | Pump Seal Kit; W/Eaton Model B Pump; ☆E.....  | 8702    |
|                           | Pump Seal Kit; W/TRW P.S. Pump.....  | 7898    | Pump Seal Kit; W/Separate Brake Booster Pump.....   | 7918    |
|                           | Stg. Gear Major Seal Kit; W/Ross Stg. Gear; W/Casting No. HF54; ☆J   | 8703    | Pump Drive Shaft Seal Kit; W/Separate Brake Booster Pump.....   | 8709    |
|                           | Ross Stg. Gear; W/Casting No. HF64.....  | 8704    | Stg. Gear Major Seal Kit; W/Ross Stg. Gear; W/Casting No. HF54; ☆J  | 8703    |
|                           | Ross Stg. Gear; W/Casting No. HFB52.....   | 8706    | Ross Stg. Gear; W/Casting No. HF64.....   | 8704    |
|                           | Ross Stg. Gear; W/Casting No. HFB64.....   | 8707    | Ross Stg. Gear; W/Casting No. HFB52.....  | 8706    |
|                           |  |         | Ross Stg. Gear; W/Casting No. HFB64.....  | 8707    |
| BUSES                     | 1972   |         | 1988-1987   |         |
|                           | CUMMINS NH DIESEL ENG.; CUMMINS V903 DIESEL ENG.; CUMMINS 6-CYL. 14.0 L DIESEL ENG.; DETROIT DIESEL 6-71 DIESEL ENG.; DETROIT DIESEL 8V-71 DIESEL ENG.; DETROIT DIESEL 8V-71N DIESEL ENG.; DETROIT DIESEL 8V-71T DIESEL ENG.   |         | CATERPILLAR 3208 DIESEL ENG.; FORD 6-CYL. 7.8 L DIESEL ENG.   |         |
|                           | Pump Seal Kit; W/Eaton Model B Pump; ☆E.....   | 8702    | Pump Complete Rebuilding Kit; W/Separate Brake Booster Pump.....  | 7910    |
|                           | Pump Seal Kit; W/Eaton Model U Pump.....   | 8705    | Pump Seal Kit; W/Separate Brake Booster Pump.....   | 7918    |
|                           | Pump Seal Kit; W/TRW P.S. Pump.....  | 7898    | Pump Seal Kit; W/Eaton Model B Pump; ☆E.....  | 8702    |
|                           | Stg. Gear Major Seal Kit; W/Ross Stg. Gear; W/Casting No. HF54; ☆J   | 8703    | Pump Drive Shaft Seal Kit; W/Separate Brake Booster Pump.....   | 8709    |
|                           | Ross Stg. Gear; W/Casting No. HF64.....  | 8704    | Stg. Gear Major Seal Kit; W/Ross Stg. Gear; W/Casting No. HF54; ☆J  | 8703    |
|                           | Ross Stg. Gear; W/Casting No. HFB52.....   | 8706    | Ross Stg. Gear; W/Casting No. HF64.....   | 8704    |
|                           | Ross Stg. Gear; W/Casting No. HFB64.....   | 8707    | Ross Stg. Gear; W/Casting No. HFB52.....  | 8706    |
|                           |  |         | Ross Stg. Gear; W/Casting No. HFB64.....  | 8707    |
| HOSE NUMERICAL            | 1972   |         | 1986-1984   |         |
|                           | CUMMINS NH DIESEL ENG.; CUMMINS V903 DIESEL ENG.; CUMMINS 6-CYL. 14.0 L DIESEL ENG.; DETROIT DIESEL 6-71 DIESEL ENG.; DETROIT DIESEL 8V-71 DIESEL ENG.; DETROIT DIESEL 8V-71N DIESEL ENG.; DETROIT DIESEL 8V-71T DIESEL ENG.   |         | CATERPILLAR 3208 DIESEL ENG.  |         |
|                           | Pump Seal Kit; W/Eaton Model B Pump; ☆E.....   | 8702    | Pump Complete Rebuilding Kit; W/Separate Brake Booster Pump.....  | 7910    |
|                           | Pump Seal Kit; W/Eaton Model U Pump.....   | 8705    | Pump Seal Kit; W/Separate Brake Booster Pump.....   | 7918    |
|                           | Pump Seal Kit; W/TRW P.S. Pump.....  | 7898    | Pump Seal Kit; W/Eaton Model B Pump; ☆E.....  | 8702    |
|                           | Stg. Gear Major Seal Kit; W/Ross Stg. Gear; W/Casting No. HF54; ☆J   | 8703    | Pump Seal Kit; W/Eaton Model U Pump.....  | 8705    |
|                           | Ross Stg. Gear; W/Casting No. HF64.....  | 8704    | Pump Seal Kit; W/TRW P.S. Pump.....   | 7898    |
|                           | Ross Stg. Gear; W/Casting No. HFB52.....   | 8706    | Pump Drive Shaft Seal Kit; W/Separate Brake Booster Pump.....   | 8709    |
|                           | Ross Stg. Gear; W/Casting No. HFB64.....   | 8707    | Stg. Gear Major Seal Kit; W/Ross Stg. Gear; W/Casting No. HF54; ☆J  | 8703    |
|                           |  |         | Ross Stg. Gear; W/Casting No. HF64.....   | 8704    |
|                           |  |         | Ross Stg. Gear; W/Casting No. HFB52.....  | 8706    |
|                           |  |         | Ross Stg. Gear; W/Casting No. HFB64.....  | 8707    |
| REPAIR KITS               | 1994   |         | 1986-1984   |         |
|                           | CATERPILLAR 3406 DIESEL ENG.; CUMMINS B SERIES 5.9 L DIESEL ENG.; CUMMINS C SERIES 8.3 L DIESEL ENG.; CUMMINS N14 DIESEL ENG.  |         | CATERPILLAR 3208 DIESEL ENG.  |         |
|                           | Pump Seal Kit; W/Eaton Model B Pump; ☆E.....   | 8702    | Pump Complete Rebuilding Kit; W/Separate Brake Booster Pump.....  | 7910    |
|                           | Pump Seal Kit; W/Eaton Model U Pump.....   | 8705    | Pump Seal Kit; W/Separate Brake Booster Pump.....   | 7918    |
|                           | Stg. Gear Major Seal Kit; W/Ross Stg. Gear; W/Casting No. HF54; ☆J   | 8703    | Pump Seal Kit; W/Eaton Model B Pump; ☆E.....  | 8702    |
|                           | Ross Stg. Gear; W/Casting No. HF64.....  | 8704    | Pump Seal Kit; W/Eaton Model U Pump.....  | 8705    |
|                           | Ross Stg. Gear; W/Casting No. HFB52.....   | 8706    | Pump Seal Kit; W/TRW P.S. Pump.....   | 7898    |
|                           | Ross Stg. Gear; W/Casting No. HFB64.....   | 8707    | Pump Drive Shaft Seal Kit; W/Separate Brake Booster Pump.....   | 8709    |
|                           |  |         | Stg. Gear Major Seal Kit; W/Ross Stg. Gear; W/Casting No. HF54; ☆J  | 8703    |
|                           |  |         | Ross Stg. Gear; W/Casting No. HF64.....   | 8704    |
|                           |  |         | Ross Stg. Gear; W/Casting No. HFB52.....  | 8706    |
|                           |  |         | Ross Stg. Gear; W/Casting No. HFB64.....  | 8707    |
| KIT NUMERICAL             | 1994   |         | 1986-1984   |         |
|                           | CATERPILLAR 3406 DIESEL ENG.; CUMMINS B SERIES 5.9 L DIESEL ENG.; CUMMINS C SERIES 8.3 L DIESEL ENG.; CUMMINS N14 DIESEL ENG.  |         | CATERPILLAR 3208 DIESEL ENG.  |         |
|                           | Pump Complete Rebuilding Kit; W/Separate Brake Booster Pump.....   | 7910    | Pump Complete Rebuilding Kit; W/Separate Brake Booster Pump.....  | 7910    |
|                           | Pump Seal Kit; W/Eaton Model B Pump; ☆E.....   | 8702    | Pump Seal Kit; W/Separate Brake Booster Pump.....   | 7918    |
|                           | Pump Seal Kit; W/Eaton Model U Pump.....   | 8705    | Pump Seal Kit; W/Eaton Model B Pump; ☆E.....  | 8702    |
|                           | Pump Seal Kit; W/Separate Brake Booster Pump.....  | 7918    | Pump Seal Kit; W/Eaton Model U Pump.....  | 8705    |
|                           | Pump Drive Shaft Seal Kit; W/Separate Brake Booster Pump.....  | 8709    | Pump Seal Kit; W/TRW P.S. Pump.....   | 7898    |
|                           | Stg. Gear Major Seal Kit; W/Ross Stg. Gear; W/Casting No. HF54; ☆J   | 8703    | Pump Drive Shaft Seal Kit; W/Separate Brake Booster Pump.....   | 8709    |
|                           | Ross Stg. Gear; W/Casting No. HF64.....  | 8704    | Stg. Gear Major Seal Kit; W/Ross Stg. Gear; W/Casting No. HF54; ☆J  | 8703    |
|                           | Ross Stg. Gear; W/Casting No. HFB52.....   | 8706    | Ross Stg. Gear; W/Casting No. HF64.....   | 8704    |
|                           | Ross Stg. Gear; W/Casting No. HFB64.....   | 8707    | Ross Stg. Gear; W/Casting No. HFB52.....  | 8706    |
|                           |  |         | Ross Stg. Gear; W/Casting No. HFB64.....  | 8707    |
| ILLUSTRATIONS             | 1994   |         | 1986-1984   |         |
|                           | CATERPILLAR 3406 DIESEL ENG.; CUMMINS B SERIES 5.9 L DIESEL ENG.; CUMMINS C SERIES 8.3 L DIESEL ENG.; CUMMINS N14 DIESEL ENG.  |         | CATERPILLAR 3176 DIESEL ENG.; CATERPILLAR 3306 DIESEL ENG.; CATERPILLAR 3406 DIESEL ENG.; CUMMINS B SERIES 5.9 L DIESEL ENG.; CUMMINS C SERIES 8.3 L DIESEL ENG.; CUMMINS L10 DIESEL ENG.; CUMMINS M11 DIESEL ENG.; CUMMINS N14 DIESEL ENG.; DETROIT DIESEL 6-CYL. 11.1 L DIESEL ENG. |         |
|                           | Pump Complete Rebuilding Kit; W/Separate Brake Booster Pump.....   | 7910    | Pump Seal Kit; W/Eaton Model B Pump; ☆E.....  | 8702    |
|                           | Pump Seal Kit; W/Eaton Model B Pump; ☆E.....   | 8702    | Pump Seal Kit; W/Eaton Model U Pump.....  | 8705    |
|                           | Pump Seal Kit; W/Eaton Model U Pump.....   | 8705    | Stg. Gear Major Seal Kit; W/Ross Stg. Gear; W/Casting No. HF54; ☆J  | 8703    |
|                           | Pump Seal Kit; W/Separate Brake Booster Pump.....  | 7918    | Ross Stg. Gear; W/Casting No. HF64.....   | 8704    |
|                           | Pump Drive Shaft Seal Kit; W/Separate Brake Booster Pump.....  | 8709    | Ross Stg. Gear; W/Casting No. HFB52.....  | 8706    |
|                           | Stg. Gear Major Seal Kit; W/Ross Stg. Gear; W/Casting No. HF54; ☆J   | 8703    | Ross Stg. Gear; W/Casting No. HFB64.....  | 8707    |
|                           | Ross Stg. Gear; W/Casting No. HF64.....  | 8704    |   |         |
|                           | Ross Stg. Gear; W/Casting No. HFB52.....   | 8706    |   |         |
|                           | Ross Stg. Gear; W/Casting No. HFB64.....   | 8707    |   |         |

☆ See Pages A14 - A15 For Pump or Gear Identification.

# Power Steering Repair Kits for Medium/Heavy-Duty Trucks and Buses

| Application   | Kit No. | Application  | Kit No. |
|---|---------|--|---------|
| <b>FORD - Continued</b>   |         | <b>FORD - Continued</b>  |         |
| <b>LS9000 - Continued</b>   |         | <b>LS9000 - Continued</b>  |         |
| <b>1994</b>   |         | <b>1986-1984 - Continued</b>   |         |
| <b>CATERPILLAR 3176 DIESEL ENG.; CATERPILLAR 3306 DIESEL ENG.; CATERPILLAR 3406 DIESEL ENG.; CUMMINS C SERIES 8.3 L DIESEL ENG.; CUMMINS L10 DIESEL ENG.; CUMMINS N14 DIESEL ENG.</b>                                       |         | <b>CUMMINS 6-CYL. 14.0 L DIESEL ENG. - Continued</b>   |         |
| Pump Complete Rebuilding Kit; W/Separate Brake Booster Pump.....  | 7910    | Ross Stg. Gear; W/Casting No. HFB52.....   | 8706    |
| Pump Seal Kit; W/Eaton Model B Pump; ☆E.....  | 8702    | Ross Stg. Gear; W/Casting No. HFB64.....   | 8707    |
| Pump Seal Kit; W/Eaton Model U Pump.....  | 8705    | <b>1979</b>  |         |
| Pump Seal Kit; W/Separate Brake Booster Pump.....   | 7918    | <b>CUMMINS 6-CYL. 14.0 L DIESEL ENG.</b>   |         |
| Pump Drive Shaft Seal Kit; W/Separate Brake Booster Pump.....   | 8709    | Pump Seal Kit; W/Eaton Model B Pump; ☆E.....   | 8702    |
| Stg. Gear Major Seal Kit; W/Ross Stg. Gear; W/Casting No. HF54; ☆J  | 8703    | Pump Seal Kit; W/Eaton Model U Pump.....   | 8705    |
| Ross Stg. Gear; W/Casting No. HF64.....   | 8704    | Pump Seal Kit; W/TRW P.S. Pump.....  | 7898    |
| Ross Stg. Gear; W/Casting No. HFB52.....  | 8706    | Pump Seal Kit; W/TRW P.S. Pump.....  | 7898    |
| Ross Stg. Gear; W/Casting No. HFB64.....  | 8707    | Stg. Gear Major Seal Kit; W/Ross Stg. Gear; W/Casting No. HF54; ☆J   | 8703    |
|   |         | Ross Stg. Gear; W/Casting No. HF64.....  | 8704    |
| <b>1993</b>   |         | Ross Stg. Gear; W/Casting No. HFB52.....   | 8706    |
| <b>CATERPILLAR 3176 DIESEL ENG.; CATERPILLAR 3306 DIESEL ENG.; CATERPILLAR 3406 DIESEL ENG.; CUMMINS C SERIES 8.3 L DIESEL ENG.; CUMMINS L10 DIESEL ENG.; CUMMINS N14 DIESEL ENG.; DETROIT DIESEL SERIES 60 DIESEL ENG.</b> |         | Ross Stg. Gear; W/Casting No. HFB64.....   | 8707    |
| Pump Complete Rebuilding Kit; W/Separate Brake Booster Pump.....  | 7910    | <b>1975-1973</b>   |         |
| Pump Seal Kit; W/Eaton Model B Pump; ☆E.....  | 8702    | <b>CUMMINS 6-CYL. 14.0 L DIESEL ENG.</b>   |         |
| Pump Seal Kit; W/Eaton Model U Pump.....  | 8705    | Pump Seal Kit; W/Eaton Model B Pump; ☆E.....   | 8702    |
| Pump Seal Kit; W/Separate Brake Booster Pump.....   | 7918    | Pump Seal Kit; W/Eaton Model U Pump.....   | 8705    |
| Pump Drive Shaft Seal Kit; W/Separate Brake Booster Pump.....   | 8709    | Pump Seal Kit; W/TRW P.S. Pump.....  | 7898    |
| Stg. Gear Major Seal Kit; W/Ross Stg. Gear; W/Casting No. HF54; ☆J  | 8703    | Stg. Gear Major Seal Kit; W/Ross Stg. Gear; W/Casting No. HF54; ☆J   | 8703    |
| Ross Stg. Gear; W/Casting No. HF64.....   | 8704    | Ross Stg. Gear; W/Casting No. HF64.....  | 8704    |
| Ross Stg. Gear; W/Casting No. HFB52.....  | 8706    | Ross Stg. Gear; W/Casting No. HFB52.....   | 8706    |
| Ross Stg. Gear; W/Casting No. HFB64.....  | 8707    | Ross Stg. Gear; W/Casting No. HFB64.....   | 8707    |
| <b>1992-1991</b>  |         | <b>LT800</b>   |         |
| <b>CATERPILLAR 3176 DIESEL ENG.; CATERPILLAR 3306 DIESEL ENG.; CATERPILLAR 3406 DIESEL ENG.; CUMMINS L10 DIESEL ENG.; CUMMINS N14 DIESEL ENG.; DETROIT DIESEL SERIES 60 DIESEL ENG.</b>                                     |         | <b>1984</b>  |         |
| Pump Complete Rebuilding Kit; W/Separate Brake Booster Pump.....  | 7910    | <b>FORD V-8 6.1 L ENG.; FORD V-8 7.0 L ENG.</b>  |         |
| Pump Seal Kit; W/Eaton Model B Pump; ☆E.....  | 8702    | Pump Complete Rebuilding Kit; W/Separate Brake Booster Pump.....   | 7910    |
| Pump Seal Kit; W/Eaton Model U Pump.....  | 8705    | Pump Seal Kit; W/Separate Brake Booster Pump.....  | 7918    |
| Pump Seal Kit; W/Separate Brake Booster Pump.....   | 7918    | Pump Seal Kit; W/Eaton Model B Pump; ☆E.....   | 8702    |
| Pump Drive Shaft Seal Kit; W/Separate Brake Booster Pump.....   | 8709    | Pump Seal Kit; W/Eaton Model U Pump.....   | 8705    |
| Stg. Gear Major Seal Kit; W/Ross Stg. Gear; W/Casting No. HF54; ☆J  | 8703    | Pump Seal Kit; W/TRW P.S. Pump.....  | 7898    |
| Ross Stg. Gear; W/Casting No. HF64.....   | 8704    | Pump Seal Kit; W/TRW P.S. Pump.....  | 7898    |
| Ross Stg. Gear; W/Casting No. HFB52.....  | 8706    | Pump Drive Shaft Seal Kit; W/Separate Brake Booster Pump.....  | 8709    |
| Ross Stg. Gear; W/Casting No. HFB64.....  | 8707    | Stg. Gear Major Seal Kit; W/Ross Stg. Gear; W/Casting No. HF54; ☆J   | 8703    |
|   |         | Ross Stg. Gear; W/Casting No. HF64.....  | 8704    |
| <b>1990</b>   |         | Ross Stg. Gear; W/Casting No. HFB52.....   | 8706    |
| <b>CATERPILLAR 3176 DIESEL ENG.; CATERPILLAR 3306 DIESEL ENG.; CATERPILLAR 3406 DIESEL ENG.; CUMMINS L10 DIESEL ENG.; CUMMINS 6-CYL. 14.0 L DIESEL ENG.</b>   |         | Ross Stg. Gear; W/Casting No. HFB64.....   | 8707    |
| Pump Complete Rebuilding Kit; W/Separate Brake Booster Pump.....  | 7910    | <b>1983-1980</b>   |         |
| Pump Seal Kit; W/Eaton Model B Pump; ☆E.....  | 8702    | <b>FORD V-8 6.1 L ENG.; FORD V-8 7.0 L ENG.</b>  |         |
| Pump Seal Kit; W/Eaton Model U Pump.....  | 8705    | Pump Seal Kit; W/Eaton Model B Pump; ☆E.....   | 8702    |
| Pump Seal Kit; W/Separate Brake Booster Pump.....   | 7918    | Pump Seal Kit; W/Eaton Model U Pump.....   | 8705    |
| Pump Drive Shaft Seal Kit; W/Separate Brake Booster Pump.....   | 8709    | Pump Seal Kit; W/TRW P.S. Pump.....  | 7898    |
| Stg. Gear Major Seal Kit; W/Ross Stg. Gear; W/Casting No. HF54; ☆J  | 8703    | Pump Seal Kit; W/TRW P.S. Pump.....  | 7898    |
| Ross Stg. Gear; W/Casting No. HF64.....   | 8704    | Stg. Gear Major Seal Kit; W/Ross Stg. Gear; W/Casting No. HF54; ☆J   | 8703    |
| Ross Stg. Gear; W/Casting No. HFB52.....  | 8706    | Ross Stg. Gear; W/Casting No. HF64.....  | 8704    |
| Ross Stg. Gear; W/Casting No. HFB64.....  | 8707    | Ross Stg. Gear; W/Casting No. HFB52.....   | 8706    |
|   |         | Ross Stg. Gear; W/Casting No. HFB64.....   | 8707    |
| <b>1989-1987</b>  |         | <b>1975-1973</b>   |         |
| <b>CUMMINS 6-CYL. 14.0 L DIESEL ENG.</b>  |         | <b>FORD V-8 330 ENG.; FORD V-8 359 ENG.; FORD V-8 361 ENG.; FORD V-8 389 ENG.; FORD V-8 391 ENG.; FORD V-8 401 ENG.; FORD V-8 475 ENG.; FORD V-8 477 ENG.; FORD V-8 534 ENG.</b> |         |
| Pump Complete Rebuilding Kit; W/Separate Brake Booster Pump.....  | 7910    | Pump Seal Kit; W/Eaton Model B Pump; ☆E.....   | 8702    |
| Pump Seal Kit; W/Separate Brake Booster Pump.....   | 7918    | Pump Seal Kit; W/Eaton Model U Pump.....   | 8705    |
| Pump Seal Kit; W/Eaton Model B Pump; ☆E.....  | 8702    | Pump Seal Kit; W/TRW P.S. Pump.....  | 7898    |
| Pump Seal Kit; W/Eaton Model U Pump.....  | 8705    | Stg. Gear Major Seal Kit; W/Ross Stg. Gear; W/Casting No. HF54; ☆J   | 8703    |
| Pump Seal Kit; W/Separate Brake Booster Pump.....   | 7918    | Ross Stg. Gear; W/Casting No. HF64.....  | 8704    |
| Pump Drive Shaft Seal Kit; W/Separate Brake Booster Pump.....   | 8709    | Ross Stg. Gear; W/Casting No. HFB52.....   | 8706    |
| Stg. Gear Major Seal Kit; W/Ross Stg. Gear; W/Casting No. HF54; ☆J  | 8703    | Ross Stg. Gear; W/Casting No. HFB64.....   | 8707    |
| Ross Stg. Gear; W/Casting No. HF64.....   | 8704    | <b>1972</b>  |         |
| Ross Stg. Gear; W/Casting No. HFB52.....  | 8706    | <b>FORD V-8 330 ENG.; FORD V-8 359 ENG.; FORD V-8 361 ENG.; FORD V-8 389 ENG.; FORD V-8 391 ENG.; FORD V-8 401 ENG.; FORD V-8 475 ENG.; FORD V-8 477 ENG.; FORD V-8 534 ENG.</b> |         |
| Ross Stg. Gear; W/Casting No. HFB64.....  | 8707    | Pump Seal Kit; W/Eaton Model B Pump; ☆E.....   | 8702    |
|   |         | Pump Seal Kit; W/Eaton Model U Pump.....   | 8705    |
| <b>1986-1984</b>  |         | Pump Seal Kit; W/TRW P.S. Pump.....  | 7898    |
| <b>CUMMINS 6-CYL. 14.0 L DIESEL ENG.</b>  |         | Stg. Gear Major Seal Kit; W/Ross Stg. Gear; W/Casting No. HF54; ☆J   | 8703    |
| Pump Complete Rebuilding Kit; W/Separate Brake Booster Pump.....  | 7910    | Ross Stg. Gear; W/Casting No. HF64.....  | 8704    |
| Pump Seal Kit; W/Separate Brake Booster Pump.....   | 7918    | Ross Stg. Gear; W/Casting No. HFB52.....   | 8706    |
| Pump Seal Kit; W/Eaton Model B Pump; ☆E.....  | 8702    | Ross Stg. Gear; W/Casting No. HFB64.....   | 8707    |
| Pump Seal Kit; W/Eaton Model U Pump.....  | 8705    | <b>1972</b>  |         |
| Pump Seal Kit; W/TRW P.S. Pump.....   | 7898    | <b>FORD V-8 330 ENG.; FORD V-8 359 ENG.; FORD V-8 361 ENG.; FORD V-8 389 ENG.; FORD V-8 391 ENG.; FORD V-8 401 ENG.; FORD V-8 475 ENG.; FORD V-8 477 ENG.; FORD V-8 534 ENG.</b> |         |
| Pump Drive Shaft Seal Kit; W/Separate Brake Booster Pump.....   | 8709    | Pump Seal Kit; W/Eaton Model B Pump; ☆E.....   | 8702    |
| Stg. Gear Major Seal Kit; W/Ross Stg. Gear; W/Casting No. HF54; ☆J  | 8703    | Pump Seal Kit; W/Eaton Model U Pump.....   | 8705    |
| Ross Stg. Gear; W/Casting No. HF64.....   | 8704    | Pump Seal Kit; W/TRW P.S. Pump.....  | 7898    |
| Ross Stg. Gear; W/Casting No. HFB52.....  | 8706    | Stg. Gear Major Seal Kit; W/Ross Stg. Gear; W/Casting No. HF54; ☆J   | 8703    |
| Ross Stg. Gear; W/Casting No. HFB64.....  | 8707    | Ross Stg. Gear; W/Casting No. HF64.....  | 8704    |
|   |         | Ross Stg. Gear; W/Casting No. HFB52.....   | 8706    |
| <b>1986-1984</b>  |         | Ross Stg. Gear; W/Casting No. HFB64.....   | 8707    |
| <b>CUMMINS 6-CYL. 14.0 L DIESEL ENG.</b>  |         | <b>1972</b>  |         |
| Pump Complete Rebuilding Kit; W/Separate Brake Booster Pump.....  | 7910    | <b>FORD V-8 401 ENG.; FORD V-8 475 ENG.; FORD V-8 477 ENG.; FORD V-8 534 ENG.</b>  |         |
| Pump Seal Kit; W/Separate Brake Booster Pump.....   | 7918    | Pump Seal Kit; W/Eaton Model B Pump; ☆E.....   | 8702    |
| Pump Seal Kit; W/Eaton Model B Pump; ☆E.....  | 8702    | Pump Seal Kit; W/Eaton Model U Pump.....   | 8705    |
| Pump Seal Kit; W/Eaton Model U Pump.....  | 8705    | Pump Seal Kit; W/TRW P.S. Pump.....  | 7898    |
| Pump Seal Kit; W/TRW P.S. Pump.....   | 7898    | Stg. Gear Major Seal Kit; W/Ross Stg. Gear; W/Casting No. HF54; ☆J   | 8703    |
| Pump Drive Shaft Seal Kit; W/Separate Brake Booster Pump.....   | 8709    | Ross Stg. Gear; W/Casting No. HF64.....  | 8704    |
| Stg. Gear Major Seal Kit; W/Ross Stg. Gear; W/Casting No. HF54; ☆J  | 8703    | Ross Stg. Gear; W/Casting No. HFB52.....   | 8706    |
| Ross Stg. Gear; W/Casting No. HF64.....   | 8704    | Ross Stg. Gear; W/Casting No. HFB64.....   | 8707    |

☆ See Pages A14 - A15 For Pump or Gear Identification.

SYSTEM  
PUMP &  
GEAR  
IDENT.

SYSTEM &  
COM-  
PONENT  
IDENT.

PASS.  
CARS

LIGHT  
TRUCKS

MEDIUM/  
HEAVY  
TRUCKS

BUSES

HOSE  
NUMER-  
ICAL

REPAIR  
KITS

KIT  
NUMER-  
ICAL

ILLUSTRATIONS





# Power Steering Repair Kits for Medium/Heavy-Duty Trucks and Buses

| Application  | Kit No. | Application  | Kit No. |
|--|---------|--|---------|
| <b>FORD - Continued</b>  |         | <b>FORD - Continued</b>  |         |
| <b>LT8000 - Continued</b>  |         | <b>LT9000 - Continued</b>  |         |
| <b>1986-1984 - Continued</b>   |         | <b>1995 - Continued</b>  |         |
| <b>CATERPILLAR 3208 DIESEL ENG. - Continued</b>  |         | <b>CATERPILLAR 3176 DIESEL ENG.; CATERPILLAR 3306 DIESEL ENG.; CATERPILLAR 3406 DIESEL ENG.; CUMMINS B SERIES 5.9 L DIESEL ENG.; CUMMINS C SERIES 8.3 L DIESEL ENG.; CUMMINS L10 DIESEL ENG.; CUMMINS M11 DIESEL ENG.; CUMMINS N14 DIESEL ENG.; DETROIT DIESEL 6-CYL. 11.1 L DIESEL ENG.; DETROIT DIESEL 6-CYL. 12.7 L DIESEL ENG. - Continued</b> |         |
| Pump Seal Kit; W/Separate Brake Booster Pump.....  | 7918    | Ross Stg. Gear; W/Casting No. HFB64.....   | 8707    |
| Pump Seal Kit; W/Eaton Model B Pump; ☆E.....   | 8702    | <b>1994-1993</b>   |         |
| Pump Seal Kit; W/Eaton Model U Pump.....   | 8705    | <b>CATERPILLAR 3176 DIESEL ENG.; CATERPILLAR 3306 DIESEL ENG.; CATERPILLAR 3406 DIESEL ENG.; CUMMINS C SERIES 8.3 L DIESEL ENG.; CUMMINS L10 DIESEL ENG.; CUMMINS N14 DIESEL ENG.; DETROIT DIESEL SERIES 60 DIESEL ENG.</b>  |         |
| Pump Seal Kit; W/TRW P.S. Pump.....  | 7898    | Pump Complete Rebuilding Kit; W/Separate Brake Booster Pump.....   | 7910    |
| Pump Drive Shaft Seal Kit; W/Separate Brake Booster Pump.....  | 8709    | Pump Seal Kit; W/Eaton Model B Pump; ☆E.....   | 8702    |
| Stg. Gear Major Seal Kit; W/Ross Stg. Gear; W/Casting No. HF54; ☆J   | 8703    | Pump Seal Kit; W/Eaton Model U Pump.....   | 8705    |
| Ross Stg. Gear; W/Casting No. HF64.....  | 8704    | Pump Seal Kit; W/Separate Brake Booster Pump.....  | 7918    |
| Ross Stg. Gear; W/Casting No. HFB52.....   | 8706    | Pump Drive Shaft Seal Kit; W/Separate Brake Booster Pump.....  | 8709    |
| Ross Stg. Gear; W/Casting No. HFB64.....   | 8707    | Stg. Gear Major Seal Kit; W/Ross Stg. Gear; W/Casting No. HF54; ☆J   | 8703    |
| <b>1983-1980</b>   |         | Ross Stg. Gear; W/Casting No. HF64.....  | 8704    |
| <b>CATERPILLAR 3208 DIESEL ENG.</b>  |         | Ross Stg. Gear; W/Casting No. HFB52.....   | 8706    |
| Pump Seal Kit; W/Eaton Model B Pump; ☆E.....   | 8702    | Ross Stg. Gear; W/Casting No. HFB64.....   | 8707    |
| Pump Seal Kit; W/Eaton Model U Pump.....   | 8705    | <b>1992</b>  |         |
| Pump Seal Kit; W/TRW P.S. Pump.....  | 7898    | <b>CATERPILLAR 3176 DIESEL ENG.; CATERPILLAR 3306 DIESEL ENG.; CATERPILLAR 3406 DIESEL ENG.; CUMMINS L10 DIESEL ENG.; CUMMINS N14 DIESEL ENG.; DETROIT DIESEL SERIES 60 DIESEL ENG.</b>  |         |
| Stg. Gear Major Seal Kit; W/Ross Stg. Gear; W/Casting No. HF54; ☆J   | 8703    | Pump Complete Rebuilding Kit; W/Separate Brake Booster Pump.....   | 7910    |
| Ross Stg. Gear; W/Casting No. HF64.....  | 8704    | Pump Seal Kit; W/Eaton Model B Pump; ☆E.....   | 8702    |
| Ross Stg. Gear; W/Casting No. HFB52.....   | 8706    | Pump Seal Kit; W/Eaton Model U Pump.....   | 8705    |
| Ross Stg. Gear; W/Casting No. HFB64.....   | 8707    | Pump Seal Kit; W/Separate Brake Booster Pump.....  | 7918    |
| <b>1975</b>  |         | Pump Drive Shaft Seal Kit; W/Separate Brake Booster Pump.....  | 8709    |
| <b>CATERPILLAR 3208 DIESEL ENG.; CATERPILLAR V150 DIESEL ENG.; CATERPILLAR V175 DIESEL ENG.; CATERPILLAR V290 DIESEL ENG.; CUMMINS V555 DIESEL ENG.; CUMMINS VT555 DIESEL ENG.</b>   |         | Stg. Gear Major Seal Kit; W/Ross Stg. Gear; W/Casting No. HF54; ☆J   | 8703    |
| Pump Seal Kit; W/Eaton Model B Pump; ☆E.....   | 8702    | Ross Stg. Gear; W/Casting No. HF64.....  | 8704    |
| Pump Seal Kit; W/Eaton Model U Pump.....   | 8705    | Ross Stg. Gear; W/Casting No. HFB52.....   | 8706    |
| Pump Seal Kit; W/TRW P.S. Pump.....  | 7898    | Ross Stg. Gear; W/Casting No. HFB64.....   | 8707    |
| Stg. Gear Major Seal Kit; W/Ross Stg. Gear; W/Casting No. HF54; ☆J   | 8703    | <b>1991</b>  |         |
| Ross Stg. Gear; W/Casting No. HF64.....  | 8704    | <b>CATERPILLAR 3176 DIESEL ENG.; CATERPILLAR 3306 DIESEL ENG.; CATERPILLAR 3406 DIESEL ENG.; CUMMINS L10 DIESEL ENG.; CUMMINS N14 DIESEL ENG.</b>  |         |
| Ross Stg. Gear; W/Casting No. HFB52.....   | 8706    | Pump Complete Rebuilding Kit; W/Separate Brake Booster Pump.....   | 7910    |
| Ross Stg. Gear; W/Casting No. HFB64.....   | 8707    | Pump Seal Kit; W/Eaton Model B Pump; ☆E.....   | 8702    |
| <b>CATERPILLAR V190 DIESEL ENG.</b>  |         | Pump Seal Kit; W/Eaton Model U Pump.....   | 8705    |
| Pump Seal Kit; W/Eaton Model B Pump; ☆E.....   | 8702    | Pump Seal Kit; W/Separate Brake Booster Pump.....  | 7918    |
| Pump Seal Kit; W/Eaton Model U Pump.....   | 8705    | Pump Drive Shaft Seal Kit; W/Separate Brake Booster Pump.....  | 8709    |
| Stg. Gear Major Seal Kit; W/Ross Stg. Gear; W/Casting No. HF54; ☆J   | 8703    | Stg. Gear Major Seal Kit; W/Ross Stg. Gear; W/Casting No. HF54; ☆J   | 8703    |
| Ross Stg. Gear; W/Casting No. HF64.....  | 8704    | Ross Stg. Gear; W/Casting No. HF64.....  | 8704    |
| Ross Stg. Gear; W/Casting No. HFB52.....   | 8706    | Ross Stg. Gear; W/Casting No. HFB52.....   | 8706    |
| Ross Stg. Gear; W/Casting No. HFB64.....   | 8707    | Ross Stg. Gear; W/Casting No. HFB64.....   | 8707    |
| <b>1974-1973</b>   |         | <b>1990</b>  |         |
| <b>CATERPILLAR 3208 DIESEL ENG.; CATERPILLAR V150 DIESEL ENG.; CATERPILLAR V175 DIESEL ENG.; CATERPILLAR V190 DIESEL ENG.; CATERPILLAR V290 DIESEL ENG.; CUMMINS V555 DIESEL ENG.; CUMMINS VT555 DIESEL ENG.</b>   |         | <b>CATERPILLAR 3176 DIESEL ENG.; CATERPILLAR 3306 DIESEL ENG.; CATERPILLAR 3406 DIESEL ENG.; CUMMINS L10 DIESEL ENG.; CUMMINS N14 DIESEL ENG.</b>  |         |
| Pump Seal Kit; W/Eaton Model B Pump; ☆E.....   | 8702    | Pump Complete Rebuilding Kit; W/Separate Brake Booster Pump.....   | 7910    |
| Pump Seal Kit; W/Eaton Model U Pump.....   | 8705    | Pump Seal Kit; W/Eaton Model B Pump; ☆E.....   | 8702    |
| Pump Seal Kit; W/TRW P.S. Pump.....  | 7898    | Pump Seal Kit; W/Eaton Model U Pump.....   | 8705    |
| Stg. Gear Major Seal Kit; W/Ross Stg. Gear; W/Casting No. HF54; ☆J   | 8703    | Pump Seal Kit; W/Separate Brake Booster Pump.....  | 7918    |
| Ross Stg. Gear; W/Casting No. HF64.....  | 8704    | Pump Drive Shaft Seal Kit; W/Separate Brake Booster Pump.....  | 8709    |
| Ross Stg. Gear; W/Casting No. HFB52.....   | 8706    | Stg. Gear Major Seal Kit; W/Ross Stg. Gear; W/Casting No. HF54; ☆J   | 8703    |
| Ross Stg. Gear; W/Casting No. HFB64.....   | 8707    | Ross Stg. Gear; W/Casting No. HF64.....  | 8704    |
| <b>1972</b>  |         | Ross Stg. Gear; W/Casting No. HFB52.....   | 8706    |
| <b>CATERPILLAR 3208 DIESEL ENG.; CATERPILLAR V150 DIESEL ENG.; CATERPILLAR V175 DIESEL ENG.; CATERPILLAR V190 DIESEL ENG.; CATERPILLAR V290 DIESEL ENG.; DETROIT DIESEL 6V-53 DIESEL ENG.</b>  |         | Ross Stg. Gear; W/Casting No. HFB64.....   | 8707    |
| Pump Seal Kit; W/Eaton Model B Pump; ☆E.....   | 8702    | <b>1989-1987</b>   |         |
| Pump Seal Kit; W/Eaton Model U Pump.....   | 8705    | <b>CATERPILLAR 3406 DIESEL ENG.; CUMMINS L10 DIESEL ENG.; CUMMINS 6-CYL. 14.0 L DIESEL ENG.</b>  |         |
| Pump Seal Kit; W/TRW P.S. Pump.....  | 7898    | Pump Complete Rebuilding Kit; W/Separate Brake Booster Pump.....   | 7910    |
| Stg. Gear Major Seal Kit; W/Ross Stg. Gear; W/Casting No. HF54; ☆J   | 8703    | Pump Seal Kit; W/Separate Brake Booster Pump.....  | 7918    |
| Ross Stg. Gear; W/Casting No. HF64.....  | 8704    | Pump Seal Kit; W/Eaton Model B Pump; ☆E.....   | 8702    |
| Ross Stg. Gear; W/Casting No. HFB52.....   | 8706    | Pump Seal Kit; W/Eaton Model U Pump.....   | 8705    |
| Ross Stg. Gear; W/Casting No. HFB64.....   | 8707    | Pump Seal Kit; W/Separate Brake Booster Pump.....  | 7918    |
| <b>LT9000</b>  |         | Pump Drive Shaft Seal Kit; W/Separate Brake Booster Pump.....  | 8709    |
| <b>1995</b>  |         | Stg. Gear Major Seal Kit; W/Ross Stg. Gear; W/Casting No. HF54; ☆J   | 8703    |
| <b>CATERPILLAR 3176 DIESEL ENG.; CATERPILLAR 3306 DIESEL ENG.; CATERPILLAR 3406 DIESEL ENG.; CUMMINS B SERIES 5.9 L DIESEL ENG.; CUMMINS C SERIES 8.3 L DIESEL ENG.; CUMMINS L10 DIESEL ENG.; CUMMINS M11 DIESEL ENG.; CUMMINS N14 DIESEL ENG.; DETROIT DIESEL 6-CYL. 11.1 L DIESEL ENG.; DETROIT DIESEL 6-CYL. 12.7 L DIESEL ENG.</b> |         | Ross Stg. Gear; W/Casting No. HF64.....  | 8704    |
| Pump Seal Kit; W/Eaton Model B Pump; ☆E.....   | 8702    | Ross Stg. Gear; W/Casting No. HFB52.....   | 8706    |
| Pump Seal Kit; W/Eaton Model U Pump.....   | 8705    | Ross Stg. Gear; W/Casting No. HFB64.....   | 8707    |
| Stg. Gear Major Seal Kit; W/Ross Stg. Gear; W/Casting No. HF54; ☆J   | 8703    | <b>1989-1987</b>   |         |
| Ross Stg. Gear; W/Casting No. HF64.....  | 8704    | <b>CATERPILLAR 3406 DIESEL ENG.; CUMMINS L10 DIESEL ENG.; CUMMINS 6-CYL. 14.0 L DIESEL ENG.</b>  |         |
| Ross Stg. Gear; W/Casting No. HFB52.....   | 8706    | Pump Complete Rebuilding Kit; W/Separate Brake Booster Pump.....   | 7910    |
| <b>1972</b>  |         | Pump Seal Kit; W/Separate Brake Booster Pump.....  | 7918    |
| <b>CATERPILLAR 3208 DIESEL ENG.; CATERPILLAR V150 DIESEL ENG.; CATERPILLAR V175 DIESEL ENG.; CATERPILLAR V190 DIESEL ENG.; CATERPILLAR V290 DIESEL ENG.; DETROIT DIESEL 6V-53 DIESEL ENG.</b>  |         | Pump Seal Kit; W/Eaton Model B Pump; ☆E.....   | 8702    |
| Pump Seal Kit; W/Eaton Model B Pump; ☆E.....   | 8702    | Pump Seal Kit; W/Eaton Model U Pump.....   | 8705    |
| Pump Seal Kit; W/Eaton Model U Pump.....   | 8705    | Pump Seal Kit; W/Separate Brake Booster Pump.....  | 7918    |
| Pump Seal Kit; W/TRW P.S. Pump.....  | 7898    | Pump Drive Shaft Seal Kit; W/Separate Brake Booster Pump.....  | 8709    |
| Stg. Gear Major Seal Kit; W/Ross Stg. Gear; W/Casting No. HF54; ☆J   | 8703    | Stg. Gear Major Seal Kit; W/Ross Stg. Gear; W/Casting No. HF54; ☆J   | 8703    |
| Ross Stg. Gear; W/Casting No. HF64.....  | 8704    | Ross Stg. Gear; W/Casting No. HF64.....  | 8704    |
| Ross Stg. Gear; W/Casting No. HFB52.....   | 8706    | Ross Stg. Gear; W/Casting No. HFB52.....   | 8706    |
| Ross Stg. Gear; W/Casting No. HFB64.....   | 8707    | Ross Stg. Gear; W/Casting No. HFB64.....   | 8707    |

**SYSTEM PUMP & GEAR IDENT.**

**SYSTEM & COMPONENT IDENT.**

**PASS. CARS**

**LIGHT TRUCKS**

**MEDIUM/HEAVY TRUCKS**

**BUSES**

**HOSE NUMERICAL**

**REPAIR KITS**

**KIT NUMERICAL**

**ILLUSTRATIONS**

☆ See Pages A14 - A15 For Pump or Gear Identification.





# Power Steering Repair Kits for Medium/Heavy-Duty Trucks and Buses

| Application   | Kit No. | Application  | Kit No. |
|---|---------|--|---------|
| <b>FORD - Continued</b>   |         | <b>FORD - Continued</b>  |         |
| <b>LTA9000 - Continued</b>  |         | <b>LTL9000 - Continued</b>   |         |
| <b>1993 - Continued</b><br><b>CATERPILLAR 3176 DIESEL ENG.; CUMMINS C SERIES 8.3 L DIESEL ENG.; CUMMINS L10 DIESEL ENG.; CUMMINS N14 DIESEL ENG. - Continued</b><br>Ross Stg. Gear; W/Casting No. HFB64 ..... 8707  |         | <b>1994-1993 - Continued</b><br><b>CATERPILLAR 3176 DIESEL ENG.; CATERPILLAR 3306 DIESEL ENG.; CATERPILLAR 3406 DIESEL ENG.; CUMMINS C SERIES 8.3 L DIESEL ENG.; CUMMINS L10 DIESEL ENG.; CUMMINS N14 DIESEL ENG.; DETROIT DIESEL SERIES 60 DIESEL ENG. - Continued</b><br>Pump Drive Shaft Seal Kit; W/Separate Brake Booster Pump ..... 8709<br>Stg. Gear Major Seal Kit; W/Ross Stg. Gear; W/Casting No. HF54; ☆J 8703<br>Ross Stg. Gear; W/Casting No. HF64 ..... 8704<br>Ross Stg. Gear; W/Casting No. HFB52 ..... 8706<br>Ross Stg. Gear; W/Casting No. HFB64 ..... 8707   |         |
| <b>1992-1991</b><br><b>CATERPILLAR 3176 DIESEL ENG.; CATERPILLAR 3406 DIESEL ENG.; CUMMINS L10 DIESEL ENG.; CUMMINS N14 DIESEL ENG.</b><br>Pump Complete Rebuilding Kit; W/Separate Brake Booster Pump ..... 7910<br>Pump Seal Kit; W/Eaton Model B Pump; ☆E ..... 8702<br>Pump Seal Kit; W/Eaton Model U Pump ..... 8705<br>Pump Seal Kit; W/Separate Brake Booster Pump ..... 7918<br>Pump Drive Shaft Seal Kit; W/Separate Brake Booster Pump ..... 8709<br>Stg. Gear Major Seal Kit; W/Ross Stg. Gear; W/Casting No. HF54; ☆J 8703<br>Ross Stg. Gear; W/Casting No. HF64 ..... 8704<br>Ross Stg. Gear; W/Casting No. HFB52 ..... 8706<br>Ross Stg. Gear; W/Casting No. HFB64 ..... 8707 |         | <b>1992</b><br><b>CATERPILLAR 3176 DIESEL ENG.; CATERPILLAR 3306 DIESEL ENG.; CATERPILLAR 3406 DIESEL ENG.; CUMMINS L10 DIESEL ENG.; CUMMINS N14 DIESEL ENG.; DETROIT DIESEL SERIES 60 DIESEL ENG.</b><br>Pump Complete Rebuilding Kit; W/Separate Brake Booster Pump ..... 7910<br>Pump Seal Kit; W/Eaton Model B Pump; ☆E ..... 8702<br>Pump Seal Kit; W/Eaton Model U Pump ..... 8705<br>Pump Seal Kit; W/Separate Brake Booster Pump ..... 7918<br>Pump Drive Shaft Seal Kit; W/Separate Brake Booster Pump ..... 8709<br>Stg. Gear Major Seal Kit; W/Ross Stg. Gear; W/Casting No. HF54; ☆J 8703<br>Ross Stg. Gear; W/Casting No. HF64 ..... 8704<br>Ross Stg. Gear; W/Casting No. HFB52 ..... 8706<br>Ross Stg. Gear; W/Casting No. HFB64 ..... 8707 |         |
| <b>1990</b><br><b>CATERPILLAR 3176 DIESEL ENG.; CATERPILLAR 3406 DIESEL ENG.; CUMMINS L10 DIESEL ENG.; CUMMINS 6-CYL. 14.0 L DIESEL ENG.</b><br>Pump Complete Rebuilding Kit; W/Separate Brake Booster Pump ..... 7910<br>Pump Seal Kit; W/Eaton Model B Pump; ☆E ..... 8702<br>Pump Seal Kit; W/Separate Brake Booster Pump ..... 7918<br>Pump Drive Shaft Seal Kit; W/Separate Brake Booster Pump ..... 8709<br>Stg. Gear Major Seal Kit; W/Ross Stg. Gear; W/Casting No. HF54; ☆J 8703<br>Ross Stg. Gear; W/Casting No. HF64 ..... 8704<br>Ross Stg. Gear; W/Casting No. HFB52 ..... 8706<br>Ross Stg. Gear; W/Casting No. HFB64 ..... 8707  |         | <b>1991</b><br><b>CATERPILLAR 3176 DIESEL ENG.; CATERPILLAR 3306 DIESEL ENG.; CATERPILLAR 3406 DIESEL ENG.; CUMMINS L10 DIESEL ENG.; CUMMINS N14 DIESEL ENG.</b><br>Pump Complete Rebuilding Kit; W/Separate Brake Booster Pump ..... 7910<br>Pump Seal Kit; W/Eaton Model B Pump; ☆E ..... 8702<br>Pump Seal Kit; W/Eaton Model U Pump ..... 8705<br>Pump Seal Kit; W/Separate Brake Booster Pump ..... 7918<br>Pump Drive Shaft Seal Kit; W/Separate Brake Booster Pump ..... 8709<br>Stg. Gear Major Seal Kit; W/Ross Stg. Gear; W/Casting No. HF54; ☆J 8703<br>Ross Stg. Gear; W/Casting No. HF64 ..... 8704<br>Ross Stg. Gear; W/Casting No. HFB52 ..... 8706<br>Ross Stg. Gear; W/Casting No. HFB64 ..... 8707                                       |         |
| <b>1989-1988</b><br><b>CUMMINS L10 DIESEL ENG.</b><br>Pump Complete Rebuilding Kit; W/Separate Brake Booster Pump ..... 7910<br>Pump Seal Kit; W/Separate Brake Booster Pump ..... 7918<br>Pump Seal Kit; W/Eaton Model B Pump; ☆E ..... 8702<br>Pump Drive Shaft Seal Kit; W/Separate Brake Booster Pump ..... 8709<br>Stg. Gear Major Seal Kit; W/Ross Stg. Gear; W/Casting No. HF54; ☆J 8703<br>Ross Stg. Gear; W/Casting No. HF64 ..... 8704<br>Ross Stg. Gear; W/Casting No. HFB52 ..... 8706<br>Ross Stg. Gear; W/Casting No. HFB64 ..... 8707  |         | <b>1990</b><br><b>CATERPILLAR 3176 DIESEL ENG.; CATERPILLAR 3406 DIESEL ENG.; CUMMINS L10 DIESEL ENG.; CUMMINS 6-CYL. 14.0 L DIESEL ENG.</b><br>Pump Complete Rebuilding Kit; W/Separate Brake Booster Pump ..... 7910<br>Pump Seal Kit; W/Eaton Model B Pump; ☆E ..... 8702<br>Pump Seal Kit; W/Eaton Model U Pump ..... 8705<br>Pump Seal Kit; W/Separate Brake Booster Pump ..... 7918<br>Pump Drive Shaft Seal Kit; W/Separate Brake Booster Pump ..... 8709<br>Stg. Gear Major Seal Kit; W/Ross Stg. Gear; W/Casting No. HF54; ☆J 8703<br>Ross Stg. Gear; W/Casting No. HF64 ..... 8704<br>Ross Stg. Gear; W/Casting No. HFB52 ..... 8706<br>Ross Stg. Gear; W/Casting No. HFB64 ..... 8707   |         |
| <b>LTL9000</b><br><b>1995</b><br><b>CATERPILLAR 3176 DIESEL ENG.; CATERPILLAR 3406 DIESEL ENG.; CUMMINS B SERIES 5.9 L DIESEL ENG.; CUMMINS L10 DIESEL ENG.; CUMMINS M11 DIESEL ENG.; CUMMINS N14 DIESEL ENG.</b><br>Pump Seal Kit; W/Eaton Model B Pump; ☆E ..... 8702<br>Pump Seal Kit; W/Eaton Model U Pump ..... 8705<br>Stg. Gear Major Seal Kit; W/Ross Stg. Gear; W/Casting No. HF54; ☆J 8703<br>Ross Stg. Gear; W/Casting No. HF64 ..... 8704<br>Ross Stg. Gear; W/Casting No. HFB52 ..... 8706<br>Ross Stg. Gear; W/Casting No. HFB64 ..... 8707   |         | <b>1991</b><br><b>CATERPILLAR 3176 DIESEL ENG.; CATERPILLAR 3406 DIESEL ENG.; CUMMINS L10 DIESEL ENG.; CUMMINS 6-CYL. 14.0 L DIESEL ENG.</b><br>Pump Complete Rebuilding Kit; W/Separate Brake Booster Pump ..... 7910<br>Pump Seal Kit; W/Eaton Model B Pump; ☆E ..... 8702<br>Pump Seal Kit; W/Separate Brake Booster Pump ..... 7918<br>Pump Drive Shaft Seal Kit; W/Separate Brake Booster Pump ..... 8709<br>Stg. Gear Major Seal Kit; W/Ross Stg. Gear; W/Casting No. HF54; ☆J 8703<br>Ross Stg. Gear; W/Casting No. HF64 ..... 8704<br>Ross Stg. Gear; W/Casting No. HFB52 ..... 8706<br>Ross Stg. Gear; W/Casting No. HFB64 ..... 8707   |         |
| <b>CUMMINS C SERIES 8.3 L DIESEL ENG.</b><br>Pump Complete Rebuilding Kit; W/Separate Brake Booster Pump ..... 7910<br>Pump Seal Kit; W/Eaton Model B Pump; ☆E ..... 8702<br>Pump Seal Kit; W/Eaton Model U Pump ..... 8705<br>Pump Seal Kit; W/TRW P.S. Pump ..... 7898<br>Pump Seal Kit; W/Separate Brake Booster Pump ..... 7918<br>Pump Drive Shaft Seal Kit; W/Separate Brake Booster Pump ..... 8709<br>Stg. Gear Major Seal Kit; W/Ross Stg. Gear; W/Casting No. HF54; ☆J 8703<br>Ross Stg. Gear; W/Casting No. HF64 ..... 8704<br>Ross Stg. Gear; W/Casting No. HFB52 ..... 8706<br>Ross Stg. Gear; W/Casting No. HFB64 ..... 8707  |         | <b>1989-1987</b><br><b>CATERPILLAR 3406 DIESEL ENG.; CUMMINS L10 DIESEL ENG.; CUMMINS 6-CYL. 14.0 L DIESEL ENG.</b><br>Pump Complete Rebuilding Kit; W/Separate Brake Booster Pump ..... 7910<br>Pump Seal Kit; W/Separate Brake Booster Pump ..... 7918<br>Pump Seal Kit; W/Eaton Model B Pump; ☆E ..... 8702<br>Pump Drive Shaft Seal Kit; W/Separate Brake Booster Pump ..... 8709<br>Stg. Gear Major Seal Kit; W/Ross Stg. Gear; W/Casting No. HF54; ☆J 8703<br>Ross Stg. Gear; W/Casting No. HF64 ..... 8704<br>Ross Stg. Gear; W/Casting No. HFB52 ..... 8706<br>Ross Stg. Gear; W/Casting No. HFB64 ..... 8707  |         |
| <b>1994-1993</b><br><b>CATERPILLAR 3176 DIESEL ENG.; CATERPILLAR 3306 DIESEL ENG.; CATERPILLAR 3406 DIESEL ENG.; CUMMINS C SERIES 8.3 L DIESEL ENG.; CUMMINS L10 DIESEL ENG.; CUMMINS N14 DIESEL ENG.; DETROIT DIESEL SERIES 60 DIESEL ENG.</b><br>Pump Complete Rebuilding Kit; W/Separate Brake Booster Pump ..... 7910<br>Pump Seal Kit; W/Eaton Model B Pump; ☆E ..... 8702<br>Pump Seal Kit; W/Eaton Model U Pump ..... 8705<br>Pump Seal Kit; W/Separate Brake Booster Pump ..... 7918  |         | <b>1986</b><br><b>CATERPILLAR 3406 DIESEL ENG.; CUMMINS L10 DIESEL ENG.; CUMMINS 6-CYL. 14.0 L DIESEL ENG.; DETROIT DIESEL 8V-92 DIESEL ENG.</b><br>Pump Complete Rebuilding Kit; W/Separate Brake Booster Pump ..... 7910<br>Pump Seal Kit; W/Separate Brake Booster Pump ..... 7918<br>Pump Seal Kit; W/Eaton Model B Pump; ☆E ..... 8702<br>Pump Seal Kit; W/Eaton Model U Pump ..... 8705<br>Pump Seal Kit; W/TRW P.S. Pump ..... 7898<br>Pump Drive Shaft Seal Kit; W/Separate Brake Booster Pump ..... 8709<br>Stg. Gear Major Seal Kit; W/Ross Stg. Gear; W/Casting No. HF54; ☆J 8703<br>Ross Stg. Gear; W/Casting No. HF64 ..... 8704<br>Ross Stg. Gear; W/Casting No. HFB52 ..... 8706  |         |

☆ See Pages A14 - A15 For Pump or Gear Identification.

SYSTEM PUMP & GEAR IDENT.

SYSTEM & COMPONENT IDENT.

PASS. CARS

LIGHT TRUCKS

MEDIUM/HEAVY TRUCKS

BUSES

HOSE NUMERICAL

REPAIR KITS

KIT NUMERICAL

ILLUSTRATIONS





# Power Steering Repair Kits for Medium/Heavy-Duty Trucks and Buses

| Application  | Kit No. | Application  | Kit No. |
|--|---------|--|---------|
| <b>FORD - Continued</b>  |         | <b>FORD - Continued</b>  |         |
| <b>LTLS9000 - Continued</b>  |         | <b>LTS900 - Continued</b>  |         |
| 1992 - Continued   |         | 1979 - Continued   |         |
| <b>CATERPILLAR 3176 DIESEL ENG.; CATERPILLAR 3406 DIESEL ENG.; CUMMINS L10 DIESEL ENG.; CUMMINS N14 DIESEL ENG.; DETROIT DIESEL SERIES 60 DIESEL ENG.</b>                        |         | <b>FORD V-8 401 ENG.; FORD V-8 475 ENG.; FORD V-8 477 ENG.; FORD V-8 534 ENG. - Continued</b>  |         |
| - Continued  |         | Ross Stg. Gear; W/Casting No. HFB52 ..... 8706   |         |
| Pump Seal Kit; W/Eaton Model U Pump..... 8705  |         | Ross Stg. Gear; W/Casting No. HFB64 ..... 8707   |         |
| Pump Seal Kit; W/Separate Brake Booster Pump..... 7918   |         | <b>1975-1973</b>   |         |
| Pump Drive Shaft Seal Kit; W/Separate Brake Booster Pump ..... 8709  |         | <b>FORD V-8 401 ENG.; FORD V-8 475 ENG.; FORD V-8 477 ENG.; FORD V-8 534 ENG.</b>  |         |
| Stg. Gear Major Seal Kit; W/Ross Stg. Gear; W/Casting No. HF54; ☆J 8703  |         | Pump Seal Kit; W/Eaton Model B Pump; ☆E..... 8702  |         |
| Ross Stg. Gear; W/Casting No. HF64..... 8704   |         | Pump Seal Kit; W/Eaton Model U Pump..... 8705  |         |
| Ross Stg. Gear; W/Casting No. HFB52..... 8706  |         | Pump Seal Kit; W/TRW P.S. Pump..... 7898   |         |
| Ross Stg. Gear; W/Casting No. HFB64 ..... 8707   |         | Stg. Gear Major Seal Kit; W/Ross Stg. Gear; W/Casting No. HF54; ☆J 8703  |         |
| <b>1991</b>  |         | Ross Stg. Gear; W/Casting No. HF64..... 8704   |         |
| <b>CATERPILLAR 3176 DIESEL ENG.; CATERPILLAR 3406 DIESEL ENG.; CUMMINS L10 DIESEL ENG.</b>   |         | Ross Stg. Gear; W/Casting No. HFB52..... 8706  |         |
| Pump Complete Rebuilding Kit; W/Separate Brake Booster Pump..... 7910  |         | Ross Stg. Gear; W/Casting No. HFB64 ..... 8707   |         |
| Pump Seal Kit; W/Eaton Model B Pump; ☆E..... 8702  |         | <b>1972</b>  |         |
| Pump Seal Kit; W/Eaton Model U Pump..... 8705  |         | <b>FORD V-8 401 ENG.; FORD V-8 475 ENG.; FORD V-8 477 ENG.; FORD V-8 534 ENG.</b>  |         |
| Pump Seal Kit; W/Separate Brake Booster Pump..... 7918   |         | Pump Seal Kit; W/Eaton Model B Pump; ☆E..... 8702  |         |
| Pump Drive Shaft Seal Kit; W/Separate Brake Booster Pump ..... 8709  |         | Pump Seal Kit; W/Eaton Model U Pump..... 8705  |         |
| Stg. Gear Major Seal Kit; W/Ross Stg. Gear; W/Casting No. HF54; ☆J 8703  |         | Pump Seal Kit; W/TRW P.S. Pump..... 7898   |         |
| Ross Stg. Gear; W/Casting No. HF64..... 8704   |         | Stg. Gear Major Seal Kit; W/Ross Stg. Gear; W/Casting No. HF54; ☆J 8703  |         |
| Ross Stg. Gear; W/Casting No. HFB52..... 8706  |         | Ross Stg. Gear; W/Casting No. HF64..... 8704   |         |
| Ross Stg. Gear; W/Casting No. HFB64 ..... 8707   |         | Ross Stg. Gear; W/Casting No. HFB52..... 8706  |         |
| <b>LTS800</b>  |         | Ross Stg. Gear; W/Casting No. HFB64 ..... 8707   |         |
| <b>1982-1980</b>   |         | <b>LTS8000</b>   |         |
| <b>FORD V-8 7.0 L ENG.</b>   |         | <b>1995</b>  |         |
| Pump Seal Kit; W/Eaton Model B Pump; ☆E..... 8702  |         | <b>CATERPILLAR 3406 DIESEL ENG.; CUMMINS B SERIES 5.9 L DIESEL ENG.; CUMMINS C SERIES 8.3 L DIESEL ENG.; CUMMINS N14 DIESEL ENG.</b>                                 |         |
| Pump Seal Kit; W/Eaton Model U Pump..... 8705  |         | Pump Seal Kit; W/Eaton Model B Pump; ☆E..... 8702  |         |
| Pump Seal Kit; W/TRW P.S. Pump..... 7898   |         | Pump Seal Kit; W/Eaton Model U Pump..... 8705  |         |
| Stg. Gear Major Seal Kit; W/Ross Stg. Gear; W/Casting No. HF54; ☆J 8703  |         | Stg. Gear Major Seal Kit; W/Ross Stg. Gear; W/Casting No. HF54; ☆J 8703  |         |
| Ross Stg. Gear; W/Casting No. HF64..... 8704   |         | Ross Stg. Gear; W/Casting No. HF64..... 8704   |         |
| Ross Stg. Gear; W/Casting No. HFB52..... 8706  |         | Ross Stg. Gear; W/Casting No. HFB52..... 8706  |         |
| Ross Stg. Gear; W/Casting No. HFB64 ..... 8707   |         | Ross Stg. Gear; W/Casting No. HFB64 ..... 8707   |         |
| <b>1975-1973</b>   |         | <b>1994</b>  |         |
| <b>FORD V-8 330 ENG.; FORD V-8 359 ENG.; FORD V-8 361 ENG.; FORD V-8 389 ENG.; FORD V-8 391 ENG.; FORD V-8 401 ENG.; FORD V-8 475 ENG.; FORD V-8 477 ENG.; FORD V-8 534 ENG.</b> |         | <b>CATERPILLAR 3406 DIESEL ENG.; CUMMINS B SERIES 5.9 L DIESEL ENG.; CUMMINS C SERIES 8.3 L DIESEL ENG.; CUMMINS N14 DIESEL ENG.</b>                                 |         |
| Pump Seal Kit; W/Eaton Model B Pump; ☆E..... 8702  |         | Pump Complete Rebuilding Kit; W/Separate Brake Booster Pump..... 7910  |         |
| Pump Seal Kit; W/Eaton Model U Pump..... 8705  |         | Pump Seal Kit; W/Eaton Model B Pump; ☆E..... 8702  |         |
| Pump Seal Kit; W/TRW P.S. Pump..... 7898   |         | Pump Seal Kit; W/Eaton Model U Pump..... 8705  |         |
| Stg. Gear Major Seal Kit; W/Ross Stg. Gear; W/Casting No. HF54; ☆J 8703  |         | Pump Seal Kit; W/Separate Brake Booster Pump ..... 7918  |         |
| Ross Stg. Gear; W/Casting No. HF64..... 8704   |         | Pump Drive Shaft Seal Kit; W/Separate Brake Booster Pump ..... 8709  |         |
| Ross Stg. Gear; W/Casting No. HFB52..... 8706  |         | Stg. Gear Major Seal Kit; W/Ross Stg. Gear; W/Casting No. HF54; ☆J 8703  |         |
| Ross Stg. Gear; W/Casting No. HFB64 ..... 8707   |         | Ross Stg. Gear; W/Casting No. HF64..... 8704   |         |
| <b>1972</b>  |         | Ross Stg. Gear; W/Casting No. HFB52..... 8706  |         |
| <b>FORD V-8 330 ENG.; FORD V-8 359 ENG.; FORD V-8 361 ENG.; FORD V-8 389 ENG.; FORD V-8 391 ENG.; FORD V-8 401 ENG.; FORD V-8 475 ENG.; FORD V-8 477 ENG.; FORD V-8 534 ENG.</b> |         | Ross Stg. Gear; W/Casting No. HFB64 ..... 8707   |         |
| Pump Seal Kit; W/Eaton Model B Pump; ☆E..... 8702  |         | <b>1993</b>  |         |
| Pump Seal Kit; W/Eaton Model U Pump..... 8705  |         | <b>CUMMINS B SERIES 5.9 L DIESEL ENG.; CUMMINS C SERIES 8.3 L DIESEL ENG.; CUMMINS N14 DIESEL ENG.; FORD 6-CYL. 6.6 L DIESEL ENG.; FORD 6-CYL. 7.8 L DIESEL ENG.</b> |         |
| Pump Seal Kit; W/TRW P.S. Pump..... 7898   |         | Pump Complete Rebuilding Kit; W/Separate Brake Booster Pump..... 7910  |         |
| Stg. Gear Major Seal Kit; W/Ross Stg. Gear; W/Casting No. HF54; ☆J 8703  |         | Pump Seal Kit; W/Eaton Model B Pump; ☆E..... 8702  |         |
| Ross Stg. Gear; W/Casting No. HF64..... 8704   |         | Pump Seal Kit; W/Eaton Model U Pump..... 8705  |         |
| Ross Stg. Gear; W/Casting No. HFB52..... 8706  |         | Pump Seal Kit; W/Separate Brake Booster Pump ..... 7918  |         |
| Ross Stg. Gear; W/Casting No. HFB64 ..... 8707   |         | Pump Drive Shaft Seal Kit; W/Separate Brake Booster Pump ..... 8709  |         |
| <b>1972</b>  |         | Stg. Gear Major Seal Kit; W/Ross Stg. Gear; W/Casting No. HF54; ☆J 8703  |         |
| <b>FORD V-8 330 ENG.; FORD V-8 359 ENG.; FORD V-8 361 ENG.; FORD V-8 389 ENG.; FORD V-8 391 ENG.; FORD V-8 401 ENG.; FORD V-8 475 ENG.; FORD V-8 477 ENG.; FORD V-8 534 ENG.</b> |         | Ross Stg. Gear; W/Casting No. HF64..... 8704   |         |
| Pump Seal Kit; W/Eaton Model B Pump; ☆E..... 8702  |         | Ross Stg. Gear; W/Casting No. HFB52..... 8706  |         |
| Pump Seal Kit; W/Eaton Model U Pump..... 8705  |         | Ross Stg. Gear; W/Casting No. HFB64 ..... 8707   |         |
| Pump Seal Kit; W/TRW P.S. Pump..... 7898   |         | <b>1992-1991</b>   |         |
| Stg. Gear Major Seal Kit; W/Ross Stg. Gear; W/Casting No. HF54; ☆J 8703  |         | <b>FORD 6-CYL. 6.6 L DIESEL ENG.; FORD 6-CYL. 7.8 L DIESEL ENG.</b>  |         |
| Ross Stg. Gear; W/Casting No. HF64..... 8704   |         | Pump Complete Rebuilding Kit; W/Separate Brake Booster Pump..... 7910  |         |
| Ross Stg. Gear; W/Casting No. HFB52..... 8706  |         | Pump Seal Kit; W/Eaton Model B Pump; ☆E..... 8702  |         |
| Ross Stg. Gear; W/Casting No. HFB64 ..... 8707   |         | Pump Seal Kit; W/Eaton Model U Pump..... 8705  |         |
| <b>1979</b>  |         | Pump Seal Kit; W/Separate Brake Booster Pump ..... 7918  |         |
| <b>FORD V-8 401 ENG.; FORD V-8 475 ENG.; FORD V-8 477 ENG.; FORD V-8 534 ENG.</b>  |         | Pump Drive Shaft Seal Kit; W/Separate Brake Booster Pump ..... 8709  |         |
| Pump Seal Kit; W/Eaton Model B Pump; ☆E..... 8702  |         | Stg. Gear Major Seal Kit; W/Ross Stg. Gear; W/Casting No. HF54; ☆J 8703  |         |
| Pump Seal Kit; W/Eaton Model U Pump..... 8705  |         | Ross Stg. Gear; W/Casting No. HF64..... 8704   |         |
| Pump Seal Kit; W/TRW P.S. Pump..... 7898   |         | Ross Stg. Gear; W/Casting No. HFB52..... 8706  |         |
| Stg. Gear Major Seal Kit; W/Ross Stg. Gear; W/Casting No. HF54; ☆J 8703  |         | Ross Stg. Gear; W/Casting No. HFB64 ..... 8707   |         |
| Ross Stg. Gear; W/Casting No. HF64..... 8704   |         | <b>ILLUSTRATIONS</b>   |         |

**SYSTEM PUMP & GEAR IDENT.**

**SYSTEM & COMPONENT IDENT.**

**PASS. CARS**

**LIGHT TRUCKS**

**MEDIUM/HEAVY TRUCKS**

**BUSES**

**HOSE NUMERICAL**

**REPAIR KITS**

**KIT NUMERICAL**

☆ See Pages A14 - A15 For Pump or Gear Identification.











# Power Steering Repair Kits for Medium/Heavy-Duty Trucks and Buses

| Application   | Kit No. | Application  | Kit No. |
|---|---------|--|---------|
| <b>GMC - Continued</b>  |         | <b>GMC - Continued</b>                                   |         |
| <b>C6000 C6D SERIES</b>   |         | <b>C M &amp; S 7000</b>                                  |         |
| <b>1979</b>   |         | <b>1976</b>  |         |
| <b>CATERPILLAR 3208 DIESEL ENG.; DETROIT DIESEL 4-53 DIESEL ENG.; GM 6-CYL. 292 ENG.; GM V-8 305 ENG.; GM V-8 350 ENG.; GM V-8 366 ENG.; GM V-8 427 ENG.; GM V-8 454 ENG.</b> |         | <b>DETROIT DIESEL 3-71 DIESEL ENG.</b>                   |         |
| Pump Seal Kit; W/Saginaw P.S. Pump; ☆B .....  | 8700    | Pump Seal Kit; W/Saginaw P.S. Pump; ☆B .....             | 8700    |
| Pump Drive Shaft Seal Kit; W/Saginaw P.S. Pump; ☆B .....  | 8711    | Pump Drive Shaft Seal Kit; W/Saginaw P.S. Pump; ☆B ..... | 8711    |
| Stg. Gear Major Seal Kit; W/710 Series Gear .....   | 8701    | Stg. Gear Major Seal Kit; W/710 Series Gear .....        | 8701    |
| Stg. Gear Input Shaft Seal Kit; W/710 Series Gear .....   | 7095    | Stg. Gear Input Shaft Seal Kit; W/710 Series Gear .....  | 7095    |
| <b>C6500</b>  |         | <b>CD6500</b>  |         |
| <b>1978</b>   |         | <b>1977</b>  |         |
| <b>DETROIT DIESEL 3-71 DIESEL ENG.</b>  |         | <b>DETROIT DIESEL 4-53 DIESEL ENG.</b>                   |         |
| Pump Seal Kit; W/Saginaw P.S. Pump; ☆B .....  | 8700    | Pump Seal Kit; W/Saginaw P.S. Pump; ☆B .....             | 8700    |
| Pump Drive Shaft Seal Kit; W/Saginaw P.S. Pump; ☆B .....  | 8711    | Pump Drive Shaft Seal Kit; W/Saginaw P.S. Pump; ☆B ..... | 8711    |
| Stg. Gear Major Seal Kit; W/710 Series Gear .....   | 8701    | Stg. Gear Major Seal Kit; W/710 Series Gear .....        | 8701    |
| Stg. Gear Input Shaft Seal Kit; W/710 Series Gear .....   | 7095    | Stg. Gear Input Shaft Seal Kit; W/710 Series Gear .....  | 7095    |
| <b>C7000</b>  |         | <b>CE4500</b>  |         |
| <b>1989-1983</b>  |         | <b>1972-1969</b>   |         |
| <b>CATERPILLAR 3208 DIESEL ENG.; DETROIT DIESEL V-8 8.2 L DIESEL ENG.; GM V-8 6.0 L ENG.; GM V-8 7.0 L ENG.</b>   |         | <b>GM V-8 307 ENG.; GM V-8 350 ENG.</b>                  |         |
| Pump Seal Kit; W/Saginaw P.S. Pump; ☆B .....  | 8700    | Pump Seal Kit; W/Saginaw P.S. Pump; ☆B .....             | 8700    |
| Pump Drive Shaft Seal Kit; W/Saginaw P.S. Pump; ☆B .....  | 8711    | Pump Drive Shaft Seal Kit; W/Saginaw P.S. Pump; ☆B ..... | 8711    |
| Stg. Gear Major Seal Kit; W/710 Series Gear .....   | 8701    | Stg. Gear Major Seal Kit; W/710 Series Gear .....        | 8701    |
| Stg. Gear Input Shaft Seal Kit; W/710 Series Gear .....   | 7095    | Stg. Gear Input Shaft Seal Kit; W/710 Series Gear .....  | 7095    |
| <b>1982</b>   |         | <b>1968</b>  |         |
| <b>CATERPILLAR 3208 DIESEL ENG.; CUMMINS VT225 DIESEL ENG.; DETROIT DIESEL V-8 8.2 L DIESEL ENG.; GM V-8 6.0 L ENG.; GM V-8 7.0 L ENG.</b>                                    |         | <b>GM V-8 283 ENG.; GM V-8 307 ENG.; GM V-8 327 ENG.</b> |         |
| Pump Seal Kit; W/Saginaw P.S. Pump; ☆B .....  | 8700    | Pump Seal Kit; W/Saginaw P.S. Pump; ☆B .....             | 8700    |
| Pump Drive Shaft Seal Kit; W/Saginaw P.S. Pump; ☆B .....  | 8711    | Pump Drive Shaft Seal Kit; W/Saginaw P.S. Pump; ☆B ..... | 8711    |
| Stg. Gear Major Seal Kit; W/710 Series Gear .....   | 8701    | Stg. Gear Major Seal Kit; W/710 Series Gear .....        | 8701    |
| Stg. Gear Input Shaft Seal Kit; W/710 Series Gear .....   | 7095    | Stg. Gear Input Shaft Seal Kit; W/710 Series Gear .....  | 7095    |
| <b>1981-1980</b>  |         | <b>1967</b>  |         |
| <b>CATERPILLAR 3208 DIESEL ENG.; CUMMINS VT225 DIESEL ENG.; DETROIT DIESEL 4-53 DIESEL ENG.; DETROIT DIESEL V-8 8.2 L DIESEL ENG.; GM V-8 6.0 L ENG.; GM V-8 7.4 L ENG.</b>   |         | <b>GM V-8 283 ENG.; GM V-8 327 ENG.</b>                  |         |
| Pump Seal Kit; W/Saginaw P.S. Pump; ☆B .....  | 8700    | Pump Seal Kit; W/Saginaw P.S. Pump; ☆B .....             | 8700    |
| Pump Drive Shaft Seal Kit; W/Saginaw P.S. Pump; ☆B .....  | 8711    | Pump Drive Shaft Seal Kit; W/Saginaw P.S. Pump; ☆B ..... | 8711    |
| Stg. Gear Major Seal Kit; W/710 Series Gear .....   | 8701    | Stg. Gear Major Seal Kit; W/710 Series Gear .....        | 8701    |
| Stg. Gear Input Shaft Seal Kit; W/710 Series Gear .....   | 7095    | Stg. Gear Input Shaft Seal Kit; W/710 Series Gear .....  | 7095    |
| <b>C7000 C7D SERIES</b>   |         | <b>1962</b>  |         |
| <b>1979</b>   |         | <b>GM V-8 283 ENG.; GM V-8 327 ENG.</b>                  |         |
| <b>CATERPILLAR 3208 DIESEL ENG.; DETROIT DIESEL 4-53 DIESEL ENG.; GM V-8 366 ENG.; GM V-8 427 ENG.; GM V-8 454 ENG.</b>   |         | Pump Seal Kit; W/Saginaw P.S. Pump; ☆B .....             |         |
| Pump Seal Kit; W/Saginaw P.S. Pump; ☆B .....  | 8700    | Pump Seal Kit; W/Saginaw P.S. Pump; ☆B .....             | 8700    |
| Pump Drive Shaft Seal Kit; W/Saginaw P.S. Pump; ☆B .....  | 8711    | Pump Drive Shaft Seal Kit; W/Saginaw P.S. Pump; ☆B ..... | 8711    |
| Stg. Gear Major Seal Kit; W/710 Series Gear .....   | 8701    | Stg. Gear Major Seal Kit; W/710 Series Gear .....        | 8701    |
| Stg. Gear Input Shaft Seal Kit; W/710 Series Gear .....   | 7095    | Stg. Gear Input Shaft Seal Kit; W/710 Series Gear .....  | 7095    |
| <b>C M &amp; S 6000</b>   |         | <b>1961-1960</b>   |         |
| <b>1976</b>   |         | <b>GM V-8 283 ENG.</b>                                   |         |
| <b>DETROIT DIESEL 3-71 DIESEL ENG.</b>  |         | Pump Seal Kit; W/Saginaw P.S. Pump; ☆B .....             |         |
| Pump Seal Kit; W/Saginaw P.S. Pump; ☆B .....  | 8700    | Pump Seal Kit; W/Saginaw P.S. Pump; ☆B .....             | 8700    |
| Pump Drive Shaft Seal Kit; W/Saginaw P.S. Pump; ☆B .....  | 8711    | Pump Drive Shaft Seal Kit; W/Saginaw P.S. Pump; ☆B ..... | 8711    |
| Stg. Gear Major Seal Kit; W/710 Series Gear .....   | 8701    | Stg. Gear Major Seal Kit; W/710 Series Gear .....        | 8701    |
| Stg. Gear Input Shaft Seal Kit; W/710 Series Gear .....   | 7095    | Stg. Gear Input Shaft Seal Kit; W/710 Series Gear .....  | 7095    |
| <b>C M &amp; S 6500</b>   |         | <b>CE5000</b>  |         |
| <b>1976</b>   |         | <b>1977-1976</b>   |         |
| <b>DETROIT DIESEL 3-71 DIESEL ENG.</b>  |         | <b>GM V-8 305 ENG.; GM V-8 350 ENG.</b>                  |         |
| Pump Seal Kit; W/Saginaw P.S. Pump; ☆B .....  | 8700    | Pump Seal Kit; W/Saginaw P.S. Pump; ☆B .....             | 8700    |
| Pump Drive Shaft Seal Kit; W/Saginaw P.S. Pump; ☆B .....  | 8711    | Pump Drive Shaft Seal Kit; W/Saginaw P.S. Pump; ☆B ..... | 8711    |
| Stg. Gear Major Seal Kit; W/710 Series Gear .....   | 8701    | Stg. Gear Major Seal Kit; W/710 Series Gear .....        | 8701    |
| Stg. Gear Input Shaft Seal Kit; W/710 Series Gear .....   | 7095    | Stg. Gear Input Shaft Seal Kit; W/710 Series Gear .....  | 7095    |
| <b>1975-1974</b>  |         | <b>1973-1969</b>   |         |
| <b>GM V-8 350 ENG.</b>  |         | <b>GM V-8 307 ENG.; GM V-8 350 ENG.</b>                  |         |
| Pump Seal Kit; W/Saginaw P.S. Pump; ☆B .....  | 8700    | Pump Seal Kit; W/Saginaw P.S. Pump; ☆B .....             | 8700    |
| Pump Drive Shaft Seal Kit; W/Saginaw P.S. Pump; ☆B .....  | 8711    | Pump Drive Shaft Seal Kit; W/Saginaw P.S. Pump; ☆B ..... | 8711    |
| Stg. Gear Major Seal Kit; W/710 Series Gear .....   | 8701    | Stg. Gear Major Seal Kit; W/710 Series Gear .....        | 8701    |
| Stg. Gear Input Shaft Seal Kit; W/710 Series Gear .....   | 7095    | Stg. Gear Input Shaft Seal Kit; W/710 Series Gear .....  | 7095    |
| <b>1968-1962</b>  |         | <b>1968-1962</b>   |         |
| <b>GM V-8 283 ENG.; GM V-8 307 ENG.; GM V-8 327 ENG.</b>  |         | <b>GM V-8 283 ENG.; GM V-8 307 ENG.; GM V-8 327 ENG.</b> |         |
| Pump Seal Kit; W/Saginaw P.S. Pump; ☆B .....  | 8700    | Pump Seal Kit; W/Saginaw P.S. Pump; ☆B .....             | 8700    |
| Pump Drive Shaft Seal Kit; W/Saginaw P.S. Pump; ☆B .....  | 8711    | Pump Drive Shaft Seal Kit; W/Saginaw P.S. Pump; ☆B ..... | 8711    |
| Stg. Gear Major Seal Kit; W/710 Series Gear .....   | 8701    | Stg. Gear Major Seal Kit; W/710 Series Gear .....        | 8701    |
| Stg. Gear Input Shaft Seal Kit; W/710 Series Gear .....   | 7095    | Stg. Gear Input Shaft Seal Kit; W/710 Series Gear .....  | 8701    |

|                           |
|---------------------------|
| SYSTEM PUMP & GEAR IDENT. |
| SYSTEM & COMPONENT IDENT. |
| PASS. CARS                |
| LIGHT TRUCKS              |
| MEDIUM/HEAVY TRUCKS       |
| BUSES                     |
| HOSE NUMERICAL            |
| REPAIR KITS               |
| KIT NUMERICAL             |
| ILLUSTRATIONS             |

☆ See Pages A14 - A15 For Pump or Gear Identification.



# Power Steering Repair Kits for Medium/Heavy-Duty Trucks and Buses

|                                      | Application  | Kit No. | Application  | Kit No. |
|--------------------------------------|--|---------|--|---------|
| <b>SYSTEM PUMP &amp; GEAR IDENT.</b> | <b>GMC - Continued</b>   |         | <b>GMC - Continued</b>   |         |
|                                      | <b>CE5000 - Continued</b>  |         | <b>CE6000 - Continued</b>  |         |
|                                      | 1968-1962 - Continued  |         | 1966-1960  |         |
|                                      | GM V-8 283 ENG.; GM V-8 307 ENG.; GM V-8 327 ENG.  |         | GM V-8 283 ENG.; GM V-8 307 ENG.; GM V-8 327 ENG.  |         |
|                                      | - Continued  |         | Pump Seal Kit; W/Saginaw P.S. Pump; ☆B.....  |         |
|                                      | Stg. Gear Input Shaft Seal Kit; W/710 Series Gear .....  |         | 8700   |         |
|                                      |  |         | Pump Drive Shaft Seal Kit; W/Saginaw P.S. Pump; ☆B .....   |         |
|                                      |  |         | 8711   |         |
|                                      |  |         | Stg. Gear Major Seal Kit; W/710 Series Gear .....  |         |
|                                      |  |         | 8701   |         |
| <b>SYSTEM &amp; COMPONENT IDENT.</b> | <b>1961-1960</b>   |         | Stg. Gear Input Shaft Seal Kit; W/710 Series Gear .....  |         |
|                                      |  |         | 7095   |         |
|                                      | GM V-8 283 ENG.; GM V-8 307 ENG.   |         |  |         |
|                                      | Pump Seal Kit; W/Saginaw P.S. Pump; ☆B .....   |         | 8700   |         |
|                                      | Pump Drive Shaft Seal Kit; W/Saginaw P.S. Pump; ☆B .....   |         | 8711   |         |
|                                      | Stg. Gear Major Seal Kit; W/710 Series Gear .....  |         | 8701   |         |
|                                      | Stg. Gear Input Shaft Seal Kit; W/710 Series Gear .....  |         | 7095   |         |
|                                      |  |         |  |         |
|                                      |  |         |  |         |
|                                      |  |         |  |         |
| <b>PASS. CARS</b>                    | <b>CE5500</b>  |         | <b>CE6500</b>  |         |
|                                      | <b>1972-1970</b>   |         | <b>1977-1973</b>   |         |
|                                      | GM V-8 307 ENG.; GM V-8 350 ENG.; GM V-8 366 ENG.; GM V-8 427 ENG.; GM V-8 454 ENG.                  |         | GM V-8 366 ENG.; GM V-8 427 ENG.; GM V-8 454 ENG.  |         |
|                                      | Pump Seal Kit; W/Saginaw P.S. Pump; ☆B .....   |         | Pump Seal Kit; W/Saginaw P.S. Pump; ☆B .....   |         |
|                                      | 8700   |         | 8700   |         |
|                                      | Pump Drive Shaft Seal Kit; W/Saginaw P.S. Pump; ☆B .....   |         | Pump Drive Shaft Seal Kit; W/Saginaw P.S. Pump; ☆B .....   |         |
|                                      | 8711   |         | 8711   |         |
|                                      | Stg. Gear Major Seal Kit; W/710 Series Gear .....  |         | Stg. Gear Major Seal Kit; W/710 Series Gear .....  |         |
|                                      | 8701   |         | 8701   |         |
|                                      | Stg. Gear Input Shaft Seal Kit; W/710 Series Gear .....  |         | Stg. Gear Input Shaft Seal Kit; W/710 Series Gear .....  |         |
| 7095                                 |  | 7095    |  |         |
| <b>LIGHT TRUCKS</b>                  | <b>1969</b>  |         | <b>CG5500</b>  |         |
|                                      | GM V-8 283 ENG.; GM V-8 307 ENG.; GM V-8 350 ENG.; GM V-8 366 ENG.; GM V-8 427 ENG.; GM V-8 454 ENG. |         | <b>1972-1970</b>   |         |
|                                      | Pump Seal Kit; W/Saginaw P.S. Pump; ☆B .....   |         | GMC D478 DIESEL ENG.; GMC DH478 DIESEL ENG.  |         |
|                                      | 8700   |         | Pump Seal Kit; W/Saginaw P.S. Pump; ☆B .....   |         |
|                                      | Pump Drive Shaft Seal Kit; W/Saginaw P.S. Pump; ☆B .....   |         | 8700   |         |
|                                      | 8711   |         | Pump Drive Shaft Seal Kit; W/Saginaw P.S. Pump; ☆B .....   |         |
|                                      | 8701   |         | 8711   |         |
|                                      | 8701   |         | Stg. Gear Major Seal Kit; W/710 Series Gear .....  |         |
|                                      | 7095   |         | 8701   |         |
|                                      |  |         | Stg. Gear Input Shaft Seal Kit; W/710 Series Gear .....  |         |
|                                      |  | 7095    |  |         |
| <b>MEDIUM/HEAVY TRUCKS</b>           | <b>1968</b>  |         | <b>CG6000</b>  |         |
|                                      | GM V-8 283 ENG.; GM V-8 366 ENG.; GM V-8 427 ENG.; GM V-8 454 ENG.                                   |         | <b>1975-1973</b>   |         |
|                                      | Pump Seal Kit; W/Saginaw P.S. Pump; ☆B .....   |         | GMC D478 DIESEL ENG.; GMC DH478 DIESEL ENG.  |         |
|                                      | 8700   |         | Pump Seal Kit; W/Saginaw P.S. Pump; ☆B .....   |         |
|                                      | Pump Drive Shaft Seal Kit; W/Saginaw P.S. Pump; ☆B .....   |         | 8700   |         |
|                                      | 8711   |         | Pump Drive Shaft Seal Kit; W/Saginaw P.S. Pump; ☆B .....   |         |
|                                      | 8701   |         | 8711   |         |
|                                      | 8701   |         | Stg. Gear Major Seal Kit; W/710 Series Gear .....  |         |
|                                      | 7095   |         | 8701   |         |
|                                      |  |         | Stg. Gear Input Shaft Seal Kit; W/710 Series Gear .....  |         |
|                                      |  | 7095    |  |         |
| <b>BUSES</b>                         | <b>1967-1966</b>   |         | <b>CM5500</b>  |         |
|                                      | GM V-8 366 ENG.; GM V-8 427 ENG.; GM V-8 454 ENG.  |         | <b>1975-1970</b>   |         |
|                                      | Pump Seal Kit; W/Saginaw P.S. Pump; ☆B .....   |         | GM V-6 305 ENG.; GM V-6 351 ENG.; GM V-6 379 ENG.  |         |
|                                      | 8700   |         | Pump Seal Kit; W/Saginaw P.S. Pump; ☆B .....   |         |
|                                      | Pump Drive Shaft Seal Kit; W/Saginaw P.S. Pump; ☆B .....   |         | 8700   |         |
|                                      | 8711   |         | Pump Drive Shaft Seal Kit; W/Saginaw P.S. Pump; ☆B .....   |         |
|                                      | 8701   |         | 8711   |         |
|                                      | 8701   |         | Stg. Gear Major Seal Kit; W/710 Series Gear .....  |         |
|                                      | 7095   |         | 8701   |         |
|                                      |  |         | Stg. Gear Input Shaft Seal Kit; W/710 Series Gear .....  |         |
|                                      |  | 7095    |  |         |
| <b>HOSE NUMERICAL</b>                | <b>CE6000</b>  |         | <b>CM6500</b>  |         |
|                                      | <b>1977-1976</b>   |         | <b>1975</b>  |         |
|                                      | GM V-8 305 ENG.; GM V-8 350 ENG.; GM V-8 366 ENG.; GM V-8 427 ENG.; GM V-8 454 ENG.                  |         | GM V-6 305 ENG.; GM V-6 351 ENG.; GM V-6 379 ENG.  |         |
|                                      | Pump Seal Kit; W/Saginaw P.S. Pump; ☆B .....   |         | Pump Seal Kit; W/Saginaw P.S. Pump; ☆B .....   |         |
|                                      | 8700   |         | 8700   |         |
|                                      | Pump Drive Shaft Seal Kit; W/Saginaw P.S. Pump; ☆B .....   |         | Pump Drive Shaft Seal Kit; W/Saginaw P.S. Pump; ☆B .....   |         |
|                                      | 8711   |         | 8711   |         |
|                                      | 8701   |         | Stg. Gear Major Seal Kit; W/710 Series Gear .....  |         |
|                                      | 8701   |         | 8701   |         |
|                                      | 7095   |         | Stg. Gear Input Shaft Seal Kit; W/710 Series Gear .....  |         |
|                                      |  | 7095    |  |         |
| <b>REPAIR KITS</b>                   | <b>1975-1974</b>   |         | <b>1974-1970</b>   |         |
|                                      | GM V-8 350 ENG.; GM V-8 366 ENG.; GM V-8 427 ENG.; GM V-8 454 ENG.                                   |         | GM V-6 305 ENG.; GM V-6 351 ENG.; GM V-6 379 ENG.; GM V-6 401 ENG.; GM V-6 432 ENG.; GM V-6 478 ENG. |         |
|                                      | Pump Seal Kit; W/Saginaw P.S. Pump; ☆B .....   |         | Pump Seal Kit; W/Saginaw P.S. Pump; ☆B .....   |         |
|                                      | 8700   |         | 8700   |         |
|                                      | Pump Drive Shaft Seal Kit; W/Saginaw P.S. Pump; ☆B .....   |         | Pump Drive Shaft Seal Kit; W/Saginaw P.S. Pump; ☆B .....   |         |
|                                      | 8711   |         | 8711   |         |
|                                      | 8701   |         | Stg. Gear Major Seal Kit; W/710 Series Gear .....  |         |
|                                      | 8701   |         | 8701   |         |
|                                      | 7095   |         | Stg. Gear Input Shaft Seal Kit; W/710 Series Gear .....  |         |
|                                      |  |         | 7095   |         |
| <b>KIT NUMERICAL</b>                 | <b>1973-1969</b>   |         | <b>CS4500</b>  |         |
|                                      | GM V-8 307 ENG.; GM V-8 350 ENG.; GM V-8 366 ENG.; GM V-8 427 ENG.; GM V-8 454 ENG.                  |         | <b>1977-1967</b>   |         |
|                                      | Pump Seal Kit; W/Saginaw P.S. Pump; ☆B .....   |         | GM 6-CYL. 230 ENG.; GM 6-CYL. 250 ENG.   |         |
|                                      | 8700   |         | Pump Seal Kit; W/Saginaw P.S. Pump; ☆B .....   |         |
|                                      | Pump Drive Shaft Seal Kit; W/Saginaw P.S. Pump; ☆B .....   |         | 8700   |         |
|                                      | 8711   |         | Pump Drive Shaft Seal Kit; W/Saginaw P.S. Pump; ☆B .....   |         |
|                                      | 8701   |         | 8711   |         |
|                                      | 8701   |         | Stg. Gear Major Seal Kit; W/710 Series Gear .....  |         |
|                                      | 7095   |         | 8701   |         |
|                                      |  |         | Stg. Gear Input Shaft Seal Kit; W/710 Series Gear .....  |         |
|                                      |  | 7095    |  |         |
| <b>ILLUSTRATIONS</b>                 | <b>1968-1967</b>   |         | <b>CS5000</b>  |         |
|                                      | GM V-8 283 ENG.; GM V-8 307 ENG.; GM V-8 327 ENG.; GM V-8 366 ENG.; GM V-8 427 ENG.; GM V-8 454 ENG. |         | <b>1977-1967</b>   |         |
|                                      | Pump Seal Kit; W/Saginaw P.S. Pump; ☆B .....   |         | GM 6-CYL. 292 ENG.   |         |
|                                      | 8700   |         | Pump Seal Kit; W/Saginaw P.S. Pump; ☆B .....   |         |
|                                      | Pump Drive Shaft Seal Kit; W/Saginaw P.S. Pump; ☆B .....   |         | 8700   |         |
|                                      | 8711   |         | Pump Drive Shaft Seal Kit; W/Saginaw P.S. Pump; ☆B .....   |         |
|                                      | 8701   |         | 8711   |         |
|                                      | 8701   |         | Stg. Gear Major Seal Kit; W/710 Series Gear .....  |         |
|                                      | 7095   |         | 8701   |         |
|                                      |  |         | Stg. Gear Input Shaft Seal Kit; W/710 Series Gear .....  |         |
|                                      |  | 7095    |  |         |

☆ See Pages A14 - A15 For Pump or Gear Identification.

# Power Steering Repair Kits for Medium/Heavy-Duty Trucks and Buses

| Application  | Kit No. | Application  | Kit No. |
|--|---------|--|---------|
| <b>GMC - Continued</b>   |         | <b>GMC - Continued</b>   |         |
| <b>CS5500</b>  |         | <b>DW5000</b>  |         |
| <b>1977-1963</b>   |         | <b>1966</b>  |         |
| <b>GM 6-CYL. 230 ENG.; GM 6-CYL. 250 ENG.</b>                            |         | <b>GMC D478 DIESEL ENG.; GMC DH478 DIESEL ENG.</b>   |         |
| Pump Seal Kit; W/Saginaw P.S. Pump; ☆B .....                             | 8700    | Pump Seal Kit; W/Saginaw P.S. Pump; ☆B .....   | 8700    |
| Pump Drive Shaft Seal Kit; W/Saginaw P.S. Pump; ☆B .....                 | 8711    | Pump Drive Shaft Seal Kit; W/Saginaw P.S. Pump; ☆B .....   | 8711    |
| Stg. Gear Major Seal Kit; W/710 Series Gear .....                        | 8701    | Stg. Gear Major Seal Kit; W/710 Series Gear .....  | 8701    |
| Stg. Gear Input Shaft Seal Kit; W/710 Series Gear .....                  | 7095    | Stg. Gear Input Shaft Seal Kit; W/710 Series Gear .....  | 7095    |
| <b>CS6000</b>  |         | <b>EG4500</b>  |         |
| <b>1977-1967</b>   |         | <b>1967</b>  |         |
| <b>GM 6-CYL. 292 ENG.</b>  |         | <b>GMC D351 DIESEL ENG.</b>  |         |
| Pump Seal Kit; W/Saginaw P.S. Pump; ☆B .....                             | 8700    | Pump Seal Kit; W/Saginaw P.S. Pump; ☆B .....   | 8700    |
| Pump Drive Shaft Seal Kit; W/Saginaw P.S. Pump; ☆B .....                 | 8711    | Pump Drive Shaft Seal Kit; W/Saginaw P.S. Pump; ☆B .....   | 8711    |
| Stg. Gear Major Seal Kit; W/710 Series Gear .....                        | 8701    | Stg. Gear Major Seal Kit; W/710 Series Gear .....  | 8701    |
| Stg. Gear Input Shaft Seal Kit; W/710 Series Gear .....                  | 7095    | Stg. Gear Input Shaft Seal Kit; W/710 Series Gear .....  | 7095    |
| <b>D3500</b>   |         | <b>EG5500</b>  |         |
| <b>1966</b>  |         | <b>1969-1967</b>   |         |
| <b>GMC D351 DIESEL ENG.; GMC D478 DIESEL ENG.; GMC DH478 DIESEL ENG.</b> |         | <b>GMC D478 DIESEL ENG.; GMC DH478 DIESEL ENG.</b>   |         |
| Pump Seal Kit; W/Saginaw P.S. Pump; ☆B .....                             | 8700    | Pump Seal Kit; W/Saginaw P.S. Pump; ☆B .....   | 8700    |
| Pump Drive Shaft Seal Kit; W/Saginaw P.S. Pump; ☆B .....                 | 8711    | Pump Drive Shaft Seal Kit; W/Saginaw P.S. Pump; ☆B .....   | 8711    |
| Stg. Gear Major Seal Kit; W/710 Series Gear .....                        | 8701    | Stg. Gear Major Seal Kit; W/710 Series Gear .....  | 8701    |
| Stg. Gear Input Shaft Seal Kit; W/710 Series Gear .....                  | 7095    | Stg. Gear Input Shaft Seal Kit; W/710 Series Gear .....  | 7095    |
| <b>D4000</b>   |         | <b>EG6500</b>  |         |
| <b>1966</b>  |         | <b>1969-1967</b>   |         |
| <b>GMC D478 DIESEL ENG.; GMC DH478 DIESEL ENG.</b>                       |         | <b>GMC D478 DIESEL ENG.; GMC DH478 DIESEL ENG.</b>   |         |
| Pump Seal Kit; W/Saginaw P.S. Pump; ☆B .....                             | 8700    | Pump Seal Kit; W/Saginaw P.S. Pump; ☆B .....   | 8700    |
| Pump Drive Shaft Seal Kit; W/Saginaw P.S. Pump; ☆B .....                 | 8711    | Pump Drive Shaft Seal Kit; W/Saginaw P.S. Pump; ☆B .....   | 8711    |
| Stg. Gear Major Seal Kit; W/710 Series Gear .....                        | 8701    | Stg. Gear Major Seal Kit; W/710 Series Gear .....  | 8701    |
| Stg. Gear Input Shaft Seal Kit; W/710 Series Gear .....                  | 7095    | Stg. Gear Input Shaft Seal Kit; W/710 Series Gear .....  | 7095    |
| <b>DB4000</b>  |         | <b>EM4500</b>  |         |
| <b>1966</b>  |         | <b>1969-1967</b>   |         |
| <b>GMC D478 DIESEL ENG.</b>  |         | <b>GM V-6 305 ENG.; GM V-6 351 ENG.; GM V-6 379 ENG.</b>   |         |
| Pump Seal Kit; W/Saginaw P.S. Pump; ☆B .....                             | 8700    | Pump Seal Kit; W/Saginaw P.S. Pump; ☆B .....   | 8700    |
| Pump Drive Shaft Seal Kit; W/Saginaw P.S. Pump; ☆B .....                 | 8711    | Pump Drive Shaft Seal Kit; W/Saginaw P.S. Pump; ☆B .....   | 8711    |
| Stg. Gear Major Seal Kit; W/Saginaw P.S. Pump; ☆B .....                  | 8701    | Stg. Gear Major Seal Kit; W/710 Series Gear .....  | 8701    |
| Stg. Gear Input Shaft Seal Kit; W/Saginaw P.S. Pump; ☆B .....            | 7095    | Stg. Gear Input Shaft Seal Kit; W/710 Series Gear .....  | 7095    |
| <b>GMC DH478 DIESEL ENG.</b>   |         | <b>EM5500</b>  |         |
| Pump Seal Kit; W/Saginaw P.S. Pump; ☆B .....                             | 8700    | <b>1969-1967</b>   |         |
| Pump Drive Shaft Seal Kit; W/Saginaw P.S. Pump; ☆B .....                 | 8711    | <b>GM V-6 305 ENG.; GM V-6 351 ENG.; GM V-6 379 ENG.</b>   |         |
| Stg. Gear Major Seal Kit; W/710 Series Gear .....                        | 8701    | Pump Seal Kit; W/Saginaw P.S. Pump; ☆B .....   | 8700    |
| Stg. Gear Input Shaft Seal Kit; W/710 Series Gear .....                  | 7095    | Pump Drive Shaft Seal Kit; W/Saginaw P.S. Pump; ☆B .....   | 8711    |
| <b>DBH5000</b>   |         | <b>EM6500</b>  |         |
| <b>1966</b>  |         | <b>1969-1967</b>   |         |
| <b>GMC D478 DIESEL ENG.; GMC DH478 DIESEL ENG.</b>                       |         | <b>GM V-6 305 ENG.; GM V-6 351 ENG.; GM V-6 379 ENG.</b>   |         |
| Pump Seal Kit; W/Saginaw P.S. Pump; ☆B .....                             | 8700    | Pump Seal Kit; W/Saginaw P.S. Pump; ☆B .....   | 8700    |
| Pump Drive Shaft Seal Kit; W/Saginaw P.S. Pump; ☆B .....                 | 8711    | Pump Drive Shaft Seal Kit; W/Saginaw P.S. Pump; ☆B .....   | 8711    |
| Stg. Gear Major Seal Kit; W/710 Series Gear .....                        | 8701    | Stg. Gear Major Seal Kit; W/710 Series Gear .....  | 8701    |
| Stg. Gear Input Shaft Seal Kit; W/710 Series Gear .....                  | 7095    | Stg. Gear Input Shaft Seal Kit; W/710 Series Gear .....  | 7095    |
| <b>DH5000</b>  |         | <b>ES4500</b>  |         |
| <b>1966</b>  |         | <b>1977-1967</b>   |         |
| <b>GMC D478 DIESEL ENG.; GMC DH478 DIESEL ENG.</b>                       |         | <b>GM 6-CYL. 230 ENG.; GM 6-CYL. 250 ENG.</b>  |         |
| Pump Seal Kit; W/Saginaw P.S. Pump; ☆B .....                             | 8700    | Pump Seal Kit; W/Saginaw P.S. Pump; ☆B .....   | 8700    |
| Pump Drive Shaft Seal Kit; W/Saginaw P.S. Pump; ☆B .....                 | 8711    | Pump Drive Shaft Seal Kit; W/Saginaw P.S. Pump; ☆B .....   | 8711    |
| Stg. Gear Major Seal Kit; W/710 Series Gear .....                        | 8701    | Stg. Gear Major Seal Kit; W/710 Series Gear .....  | 8701    |
| Stg. Gear Input Shaft Seal Kit; W/710 Series Gear .....                  | 7095    | Stg. Gear Input Shaft Seal Kit; W/710 Series Gear .....  | 7095    |
| <b>DS4000</b>  |         | <b>H7500</b>   |         |
| <b>1966</b>  |         | <b>1978</b>  |         |
| <b>GMC D478 DIESEL ENG.</b>  |         | <b>CATERPILLAR 3208 DIESEL ENG.; DETROIT DIESEL 6V-53 DIESEL ENG.; GM V-8 366 ENG.; GM V-8 427 ENG.; GM V-8 454 ENG.</b> |         |
| Pump Seal Kit; W/Saginaw P.S. Pump; ☆B .....                             | 8700    | Pump Seal Kit; W/Saginaw P.S. Pump; ☆B .....   | 8700    |
| Pump Drive Shaft Seal Kit; W/Saginaw P.S. Pump; ☆B .....                 | 8711    | Pump Drive Shaft Seal Kit; W/Saginaw P.S. Pump; ☆B .....   | 8711    |
| Stg. Gear Major Seal Kit; W/Saginaw P.S. Pump; ☆B .....                  | 8701    | Stg. Gear Major Seal Kit; W/710 Series Gear .....  | 8701    |
| Stg. Gear Input Shaft Seal Kit; W/Saginaw P.S. Pump; ☆B .....            | 7095    | Stg. Gear Input Shaft Seal Kit; W/710 Series Gear .....  | 7095    |
| <b>GMC DH478 DIESEL ENG.</b>   |         |  |         |
| Pump Seal Kit; W/Saginaw P.S. Pump; ☆B .....                             | 8700    |  |         |
| Pump Drive Shaft Seal Kit; W/Saginaw P.S. Pump; ☆B .....                 | 8711    |  |         |
| Stg. Gear Major Seal Kit; W/710 Series Gear .....                        | 8701    |  |         |
| Stg. Gear Input Shaft Seal Kit; W/710 Series Gear .....                  | 7095    |  |         |

☆ See Pages A14 - A15 For Pump or Gear Identification.

SYSTEM  
PUMP &  
GEAR  
IDENT.

SYSTEM &  
COM-  
PONENT  
IDENT.

PASS.  
CARS

LIGHT  
TRUCKS

MEDIUM/  
HEAVY  
TRUCKS

BUSES

HOSE  
NUMER-  
ICAL

REPAIR  
KITS

KIT  
NUMER-  
ICAL

ILLUSTRATIONS

# Power Steering Repair Kits for Medium/Heavy-Duty Trucks and Buses

|  | Application  | Kit No.  | Application                         | Kit No.   |      |
|--|--|--|-------------------------------------|---|------|
| SYSTEM PUMP & GEAR IDENT.                                | <b>GMC - Continued</b>                                   |  | <b>GMC - Continued</b>              |   |      |
|  | <b>H7500 - Continued</b>                                 |  | <b>HY7500</b>                       |   |      |
|  | <b>1977-1974</b>   |  | <b>1977-1976</b>                    |   |      |
|  | <b>GM V-8 366 ENG.; GM V-8 427 ENG.; GM V-8 454 ENG.</b> |  | <b>CATERPILLAR 3208 DIESEL ENG.</b> |   |      |
|  |  | Pump Seal Kit; W/Saginaw P.S. Pump; ☆B .....   | 8700                                | Pump Seal Kit; W/Saginaw P.S. Pump; ☆B .....  | 8700 |
|  |  | Pump Drive Shaft Seal Kit; W/Saginaw P.S. Pump; ☆B .....   | 8711                                | Pump Drive Shaft Seal Kit; W/Saginaw P.S. Pump; ☆B .....  | 8711 |
|  |  | Stg. Gear Major Seal Kit; W/710 Series Gear .....  | 8701                                | Stg. Gear Major Seal Kit; W/710 Series Gear .....   | 8701 |
|  |  | Stg. Gear Input Shaft Seal Kit; W/710 Series Gear .....  | 7095                                | Stg. Gear Input Shaft Seal Kit; W/710 Series Gear .....   | 7095 |
|  | SYSTEM & COMPONENT IDENT.                                | <b>H8500</b>   |                                     | <b>J7500</b>  |      |
|  |  | <b>1978-1974</b>   |                                     | <b>1978</b>   |      |
| <b>GM V-8 366 ENG.; GM V-8 427 ENG.; GM V-8 454 ENG.</b> |  | <b>CATERPILLAR 3208 DIESEL ENG.; DETROIT DIESEL 6V-53 DIESEL ENG.; GM V-8 366 ENG.; GM V-8 427 ENG.; GM V-8 454 ENG.</b> |                                     |   |      |
|  |  | Pump Seal Kit; W/Saginaw P.S. Pump; ☆B .....   | 8700                                | Pump Seal Kit; W/Saginaw P.S. Pump; ☆B .....  | 8700 |
|  |  | Pump Drive Shaft Seal Kit; W/Saginaw P.S. Pump; ☆B .....   | 8711                                | Pump Drive Shaft Seal Kit; W/Saginaw P.S. Pump; ☆B .....  | 8711 |
|  |  | Stg. Gear Major Seal Kit; W/710 Series Gear .....  | 8701                                | Stg. Gear Major Seal Kit; W/710 Series Gear .....   | 8701 |
|  |  | Stg. Gear Input Shaft Seal Kit; W/710 Series Gear .....  | 7095                                | Stg. Gear Input Shaft Seal Kit; W/710 Series Gear .....   | 7095 |
| PASS. CARS   |  | <b>HG7500</b>  |                                     | <b>J8500</b>  |      |
|  |  | <b>1969-1966</b>   |                                     | <b>1978</b>   |      |
|  |  | <b>GMC D478 DIESEL ENG.; GMC DH478 DIESEL ENG.</b>   |                                     | <b>DETROIT DIESEL 6V-53 DIESEL ENG.; GM V-8 366 ENG.; GM V-8 427 ENG.; GM V-8 454 ENG.</b>                  |      |
|  |  | Pump Seal Kit; W/Saginaw P.S. Pump; ☆B .....   | 8700                                | Pump Seal Kit; W/Saginaw P.S. Pump; ☆B .....  | 8700 |
|  |  | Pump Drive Shaft Seal Kit; W/Saginaw P.S. Pump; ☆B .....   | 8711                                | Pump Drive Shaft Seal Kit; W/Saginaw P.S. Pump; ☆B .....  | 8711 |
|  |  | Stg. Gear Major Seal Kit; W/710 Series Gear .....  | 8701                                | Stg. Gear Major Seal Kit; W/710 Series Gear .....   | 8701 |
|  |  | Stg. Gear Input Shaft Seal Kit; W/710 Series Gear .....  | 7095                                | Stg. Gear Input Shaft Seal Kit; W/710 Series Gear .....   | 7095 |
|  | LIGHT TRUCKS   | <b>HJ7500</b>  |                                     | <b>J8500</b>  |      |
|  |  | <b>1971-1966</b>   |                                     | <b>1978</b>   |      |
|  |  | <b>GMC D637 DIESEL ENG.; GMC DH637 DIESEL ENG.</b>   |                                     | <b>DETROIT DIESEL 6V-53 DIESEL ENG.; GM V-8 366 ENG.; GM V-8 427 ENG.; GM V-8 454 ENG.</b>                  |      |
|  |  | Pump Seal Kit; W/Saginaw P.S. Pump; ☆B .....   | 8700                                | Pump Seal Kit; W/Saginaw P.S. Pump; ☆B .....  | 8700 |
|  |  | Pump Drive Shaft Seal Kit; W/Saginaw P.S. Pump; ☆B .....   | 8711                                | Pump Drive Shaft Seal Kit; W/Saginaw P.S. Pump; ☆B .....  | 8711 |
|  |  | Stg. Gear Major Seal Kit; W/710 Series Gear .....  | 8701                                | Stg. Gear Major Seal Kit; W/710 Series Gear .....   | 8701 |
|  |  | Stg. Gear Input Shaft Seal Kit; W/710 Series Gear .....  | 7095                                | Stg. Gear Input Shaft Seal Kit; W/710 Series Gear .....   | 7095 |
| MEDIUM/HEAVY TRUCKS                                      |  | <b>HM5500</b>  |                                     | <b>JJ7500</b>   |      |
|  |  | <b>1968-1966</b>   |                                     | <b>1971-1966</b>  |      |
|  |  | <b>GM V-6 305 ENG.; GM V-6 351 ENG.; GM V-6 379 ENG.</b>   |                                     | <b>GMC D637 DIESEL ENG.; GMC DH637 DIESEL ENG.</b>  |      |
|  |  | Pump Seal Kit; W/Saginaw P.S. Pump; ☆B .....   | 8700                                | Pump Seal Kit; W/Saginaw P.S. Pump; ☆B .....  | 8700 |
|  |  | Pump Drive Shaft Seal Kit; W/Saginaw P.S. Pump; ☆B .....   | 8711                                | Pump Drive Shaft Seal Kit; W/Saginaw P.S. Pump; ☆B .....  | 8711 |
|  |  | Stg. Gear Major Seal Kit; W/710 Series Gear .....  | 8701                                | Stg. Gear Major Seal Kit; W/710 Series Gear .....   | 8701 |
|  |  | Stg. Gear Input Shaft Seal Kit; W/710 Series Gear .....  | 7095                                | Stg. Gear Input Shaft Seal Kit; W/710 Series Gear .....   | 7095 |
|  | BUSES  | <b>HM7500</b>  |                                     | <b>JM7500</b>   |      |
|  |  | <b>1974-1966</b>   |                                     | <b>1974-1971</b>  |      |
|  |  | <b>GM V-6 305 ENG.; GM V-6 351 ENG.; GM V-6 379 ENG.; GM V-6 401 ENG.; GM V-6 432 ENG.; GM V-6 478 ENG.</b>              |                                     | <b>GM V-6 401 ENG.; GM V-6 432 ENG.; GM V-6 478 ENG.</b>  |      |
|  |  | Pump Seal Kit; W/Saginaw P.S. Pump; ☆B .....   | 8700                                | Pump Seal Kit; W/Saginaw P.S. Pump; ☆B .....  | 8700 |
|  |  | Pump Drive Shaft Seal Kit; W/Saginaw P.S. Pump; ☆B .....   | 8711                                | Pump Drive Shaft Seal Kit; W/Saginaw P.S. Pump; ☆B .....  | 8711 |
|  |  | Stg. Gear Major Seal Kit; W/710 Series Gear .....  | 8701                                | Stg. Gear Major Seal Kit; W/710 Series Gear .....   | 8701 |
|  |  | Stg. Gear Input Shaft Seal Kit; W/710 Series Gear .....  | 7095                                | Stg. Gear Input Shaft Seal Kit; W/710 Series Gear .....   | 7095 |
| HOSE NUMERICAL   |  | <b>HM8500</b>  |                                     | <b>JM7500</b>   |      |
|  |  | <b>1974-1971</b>   |                                     | <b>1974-1971</b>  |      |
|  |  | <b>GM V-6 401 ENG.; GM V-6 432 ENG.; GM V-6 478 ENG.</b>   |                                     | <b>GM V-6 401 ENG.; GM V-6 432 ENG.; GM V-6 478 ENG.</b>  |      |
|  |  | Pump Seal Kit; W/Saginaw P.S. Pump; ☆B .....   | 8700                                | Pump Seal Kit; W/Saginaw P.S. Pump; ☆B .....  | 8700 |
|  |  | Pump Drive Shaft Seal Kit; W/Saginaw P.S. Pump; ☆B .....   | 8711                                | Pump Drive Shaft Seal Kit; W/Saginaw P.S. Pump; ☆B .....  | 8711 |
|  |  | Stg. Gear Major Seal Kit; W/710 Series Gear .....  | 8701                                | Stg. Gear Major Seal Kit; W/710 Series Gear .....   | 8701 |
|  |  | Stg. Gear Input Shaft Seal Kit; W/710 Series Gear .....  | 7095                                | Stg. Gear Input Shaft Seal Kit; W/710 Series Gear .....   | 7095 |
|  | REPAIR KITS  | <b>HV7500</b>  |                                     | <b>JM7500</b>   |      |
|  |  | <b>1977-1966</b>   |                                     | <b>1970-1966</b>  |      |
|  |  | <b>DETROIT DIESEL 6V-53 DIESEL ENG.; DETROIT DIESEL 6V-53N DIESEL ENG.; DETROIT DIESEL 6V-53T DIESEL ENG.</b>            |                                     | <b>GM V-6 305 ENG.; GM V-6 351 ENG.; GM V-6 379 ENG.; GM V-6 401 ENG.; GM V-6 432 ENG.; GM V-6 478 ENG.</b> |      |
|  |  | Pump Seal Kit; W/Saginaw P.S. Pump; ☆B .....   | 8700                                | Pump Seal Kit; W/Saginaw P.S. Pump; ☆B .....  | 8700 |
|  |  | Pump Drive Shaft Seal Kit; W/Saginaw P.S. Pump; ☆B .....   | 8711                                | Pump Drive Shaft Seal Kit; W/Saginaw P.S. Pump; ☆B .....  | 8711 |
|  |  | Stg. Gear Major Seal Kit; W/710 Series Gear .....  | 8701                                | Stg. Gear Major Seal Kit; W/710 Series Gear .....   | 8701 |
|  |  | Stg. Gear Input Shaft Seal Kit; W/710 Series Gear .....  | 7095                                | Stg. Gear Input Shaft Seal Kit; W/710 Series Gear .....   | 7095 |
| KIT NUMERICAL  |  | <b>HV7500</b>  |                                     | <b>JM7500</b>   |      |
|  |  | <b>1977-1966</b>   |                                     | <b>1970-1966</b>  |      |
|  |  | <b>DETROIT DIESEL 6V-53 DIESEL ENG.; DETROIT DIESEL 6V-53N DIESEL ENG.; DETROIT DIESEL 6V-53T DIESEL ENG.</b>            |                                     | <b>GM V-6 305 ENG.; GM V-6 351 ENG.; GM V-6 379 ENG.; GM V-6 401 ENG.; GM V-6 432 ENG.; GM V-6 478 ENG.</b> |      |
|  |  | Pump Seal Kit; W/Saginaw P.S. Pump; ☆B .....   | 8700                                | Pump Seal Kit; W/Saginaw P.S. Pump; ☆B .....  | 8700 |
|  |  | Pump Drive Shaft Seal Kit; W/Saginaw P.S. Pump; ☆B .....   | 8711                                | Pump Drive Shaft Seal Kit; W/Saginaw P.S. Pump; ☆B .....  | 8711 |
|  |  | Stg. Gear Major Seal Kit; W/710 Series Gear .....  | 8701                                | Stg. Gear Major Seal Kit; W/710 Series Gear .....   | 8701 |
|  |  | Stg. Gear Input Shaft Seal Kit; W/710 Series Gear .....  | 7095                                | Stg. Gear Input Shaft Seal Kit; W/710 Series Gear .....   | 7095 |
|  | ILLUSTRATIONS  | <b>HV7500</b>  |                                     | <b>JM7500</b>   |      |
|  |  | <b>1977-1966</b>   |                                     | <b>1970-1966</b>  |      |
|  |  | <b>DETROIT DIESEL 6V-53 DIESEL ENG.; DETROIT DIESEL 6V-53N DIESEL ENG.; DETROIT DIESEL 6V-53T DIESEL ENG.</b>            |                                     | <b>GM V-6 305 ENG.; GM V-6 351 ENG.; GM V-6 379 ENG.; GM V-6 401 ENG.; GM V-6 432 ENG.; GM V-6 478 ENG.</b> |      |
|  |  | Pump Seal Kit; W/Saginaw P.S. Pump; ☆B .....   | 8700                                | Pump Seal Kit; W/Saginaw P.S. Pump; ☆B .....  | 8700 |
|  |  | Pump Drive Shaft Seal Kit; W/Saginaw P.S. Pump; ☆B .....   | 8711                                | Pump Drive Shaft Seal Kit; W/Saginaw P.S. Pump; ☆B .....  | 8711 |
|  |  | Stg. Gear Major Seal Kit; W/710 Series Gear .....  | 8701                                | Stg. Gear Major Seal Kit; W/710 Series Gear .....   | 8701 |
|  |  | Stg. Gear Input Shaft Seal Kit; W/710 Series Gear .....  | 7095                                | Stg. Gear Input Shaft Seal Kit; W/710 Series Gear .....   | 7095 |

☆ See Pages A14 - A15 For Pump or Gear Identification.

# Power Steering Repair Kits for Medium/Heavy-Duty Trucks and Buses

| Application   | Kit No. | Application  | Kit No. |
|---|---------|--|---------|
| <b>GMC - Continued</b>  |         | <b>GMC - Continued</b>   |         |
| <b>JM8500</b>   |         | <b>MM6500 - Continued</b>  |         |
| <b>1974-1966</b>  |         | <b>1974-1970 - Continued</b>   |         |
| <b>GM V-6 401 ENG.; GM V-6 432 ENG.; GM V-6 478 ENG.</b>  |         | <b>GM V-6 401 ENG.; GM V-6 432 ENG.; GM V-6 478 ENG.</b>                                   |         |
| Pump Seal Kit; W/Saginaw P.S. Pump; ☆B .....  | 8700    | - Continued  |         |
| Pump Drive Shaft Seal Kit; W/Saginaw P.S. Pump; ☆B .....  | 8711    | Stg. Gear Major Seal Kit; W/710 Series Gear .....  | 8701    |
| Stg. Gear Major Seal Kit; W/710 Series Gear .....   | 8701    | Stg. Gear Input Shaft Seal Kit; W/710 Series Gear .....                                    | 7095    |
| Stg. Gear Input Shaft Seal Kit; W/710 Series Gear .....   | 7095    |  |         |
| <b>JN7500</b>   |         | <b>P3500</b>   |         |
| <b>1977-1966</b>  |         | <b>1995</b>  |         |
| <b>DETROIT DIESEL 6V-53 DIESEL ENG.; DETROIT DIESEL 6V-53N DIESEL ENG.; DETROIT DIESEL 6V-53T DIESEL ENG.</b> |         | <b>GM V-8 6.5 L DIESEL ENG.</b>  |         |
| Pump Seal Kit; W/Saginaw P.S. Pump; ☆B .....  | 8700    | Pump Complete Rebuilding Kit .....   | 7910    |
| Pump Drive Shaft Seal Kit; W/Saginaw P.S. Pump; ☆B .....  | 8711    | Pump Seal Kit .....  | 7918    |
| Stg. Gear Major Seal Kit; W/710 Series Gear .....   | 8701    | Pump Drive Shaft Seal Kit .....  | 8709    |
| Stg. Gear Input Shaft Seal Kit; W/710 Series Gear .....   | 7095    | Stg. Gear Complete Rebuilding Kit; 1st Design .....  | 7857    |
|   |         | Stg. Gear Complete Rebuilding Kit; 2nd Design .....  | 8524    |
|   |         | Stg. Gear Major Seal Kit; 1st Design .....   | 7859    |
|   |         | Stg. Gear Major Seal Kit; 2nd Design .....   | 8523    |
|   |         | Stg. Gear Input Shaft Seal Kit; 1st Design .....   | 7095    |
|   |         | Stg. Gear Input Shaft Seal Kit; 2nd Design .....   | 8525    |
|   |         | Stg. Gear Complete Pitman Shaft Seal Kit .....   | 8766    |
|   |         | Stg. Gear Lower Pitman Shaft Seal Kit .....  | 7856    |
| <b>JN8500</b>   |         | <b>1979-1978</b>   |         |
| <b>1977-1966</b>  |         | <b>GM 6-CYL. 292 ENG.; GM V-8 350 ENG.; GM V-8 454 ENG.</b>                                |         |
| <b>DETROIT DIESEL 6V-53 DIESEL ENG.; DETROIT DIESEL 6V-53N DIESEL ENG.; DETROIT DIESEL 6V-53T DIESEL ENG.</b> |         | Pump Complete Rebuilding Kit .....   |         |
| Pump Seal Kit; W/Saginaw P.S. Pump; ☆B .....  | 8700    | Pump Seal Kit .....  | 7918    |
| Pump Drive Shaft Seal Kit; W/Saginaw P.S. Pump; ☆B .....  | 8711    | Pump Drive Shaft Seal Kit .....  | 8709    |
| Stg. Gear Major Seal Kit; W/710 Series Gear .....   | 8701    | Stg. Gear Complete Rebuilding Kit; 1st Design .....  | 7857    |
| Stg. Gear Input Shaft Seal Kit; W/710 Series Gear .....   | 7095    | Stg. Gear Complete Rebuilding Kit; 2nd Design .....  | 8524    |
|   |         | Stg. Gear Major Seal Kit; 1st Design .....   | 7859    |
|   |         | Stg. Gear Major Seal Kit; 2nd Design .....   | 8523    |
|   |         | Stg. Gear Input Shaft Seal Kit; 1st Design .....   | 7095    |
|   |         | Stg. Gear Input Shaft Seal Kit; 2nd Design .....   | 8525    |
|   |         | Stg. Gear Complete Pitman Shaft Seal Kit .....   | 8766    |
|   |         | Stg. Gear Lower Pitman Shaft Seal Kit .....  | 7856    |
| <b>JV7500</b>   |         | <b>PS4500</b>  |         |
| <b>1977-1966</b>  |         | <b>1974-1973</b>   |         |
| <b>DETROIT DIESEL 6V-53 DIESEL ENG.; DETROIT DIESEL 6V-53N DIESEL ENG.; DETROIT DIESEL 6V-53T DIESEL ENG.</b> |         | <b>GM 6-CYL. 230 ENG.; GM 6-CYL. 250 ENG.</b>  |         |
| Pump Seal Kit; W/Saginaw P.S. Pump; ☆B .....  | 8700    | Pump Seal Kit; W/Saginaw P.S. Pump; ☆B .....   | 8700    |
| Pump Drive Shaft Seal Kit; W/Saginaw P.S. Pump; ☆B .....  | 8711    | Pump Drive Shaft Seal Kit; W/Saginaw P.S. Pump; ☆B .....                                   | 8711    |
| Stg. Gear Major Seal Kit; W/710 Series Gear .....   | 8701    | Stg. Gear Major Seal Kit; W/710 Series Gear .....  | 8701    |
| Stg. Gear Input Shaft Seal Kit; W/710 Series Gear .....   | 7095    | Stg. Gear Input Shaft Seal Kit; W/710 Series Gear .....                                    | 7095    |
| <b>JV8500</b>   |         | <b>1972-1966</b>   |         |
| <b>1977-1966</b>  |         | <b>GM 6-CYL. 230 ENG.; GM 6-CYL. 250 ENG.; GM 6-CYL. 292 ENG.</b>                          |         |
| <b>DETROIT DIESEL 6V-53 DIESEL ENG.; DETROIT DIESEL 6V-53N DIESEL ENG.; DETROIT DIESEL 6V-53T DIESEL ENG.</b> |         | Pump Seal Kit; W/Saginaw P.S. Pump; ☆B .....   |         |
| Pump Seal Kit; W/Saginaw P.S. Pump; ☆B .....  | 8700    | Pump Drive Shaft Seal Kit; W/Saginaw P.S. Pump; ☆B .....                                   | 8711    |
| Pump Drive Shaft Seal Kit; W/Saginaw P.S. Pump; ☆B .....  | 8711    | Stg. Gear Major Seal Kit; W/710 Series Gear .....  | 8701    |
| Stg. Gear Major Seal Kit; W/710 Series Gear .....   | 8701    | Stg. Gear Input Shaft Seal Kit; W/710 Series Gear .....                                    | 7095    |
| Stg. Gear Input Shaft Seal Kit; W/710 Series Gear .....   | 7095    |  |         |
| <b>JY7500</b>   |         | <b>1965-1964</b>   |         |
| <b>1977-1976</b>  |         | <b>GM 6-CYL. 230 ENG.; GM 6-CYL. 250 ENG.</b>  |         |
| <b>CATERPILLAR 3208 DIESEL ENG.</b>   |         | Pump Seal Kit; W/Saginaw P.S. Pump; ☆B .....   |         |
| Pump Seal Kit; W/Saginaw P.S. Pump; ☆B .....  | 8700    | Pump Drive Shaft Seal Kit; W/Saginaw P.S. Pump; ☆B .....                                   | 8711    |
| Pump Drive Shaft Seal Kit; W/Saginaw P.S. Pump; ☆B .....  | 8711    | Stg. Gear Major Seal Kit; W/710 Series Gear .....  | 8701    |
| Stg. Gear Major Seal Kit; W/710 Series Gear .....   | 8701    | Stg. Gear Input Shaft Seal Kit; W/710 Series Gear .....                                    | 7095    |
| Stg. Gear Input Shaft Seal Kit; W/710 Series Gear .....   | 7095    |  |         |
| <b>M6500</b>  |         | <b>1975-1974</b>   |         |
| <b>1978</b>   |         | <b>GM V-8 305 ENG.; GM V-8 350 ENG.; GM V-8 366 ENG.; GM V-8 427 ENG.; GM V-8 454 ENG.</b> |         |
| <b>DETROIT DIESEL 3-71 DIESEL ENG.; GM V-8 366 ENG.; GM V-8 427 ENG.; GM V-8 454 ENG.</b>                     |         | Pump Seal Kit; W/Saginaw P.S. Pump; ☆B .....   |         |
| Pump Seal Kit; W/Saginaw P.S. Pump; ☆B .....  | 8700    | Pump Drive Shaft Seal Kit; W/Saginaw P.S. Pump; ☆B .....                                   | 8711    |
| Pump Drive Shaft Seal Kit; W/Saginaw P.S. Pump; ☆B .....  | 8711    | Stg. Gear Major Seal Kit; W/710 Series Gear .....  | 8701    |
| Stg. Gear Major Seal Kit; W/710 Series Gear .....   | 8701    | Stg. Gear Input Shaft Seal Kit; W/710 Series Gear .....                                    | 7095    |
| Stg. Gear Input Shaft Seal Kit; W/710 Series Gear .....   | 7095    |  |         |
| <b>ME6500</b>   |         | <b>T6000</b>   |         |
| <b>1977-1973</b>  |         | <b>1978-1976</b>   |         |
| <b>GM V-8 366 ENG.; GM V-8 427 ENG.; GM V-8 454 ENG.</b>  |         | <b>GM V-8 305 ENG.; GM V-8 350 ENG.; GM V-8 366 ENG.; GM V-8 427 ENG.; GM V-8 454 ENG.</b> |         |
| Pump Seal Kit; W/Saginaw P.S. Pump; ☆B .....  | 8700    | Pump Seal Kit; W/Saginaw P.S. Pump; ☆B .....   | 8700    |
| Pump Drive Shaft Seal Kit; W/Saginaw P.S. Pump; ☆B .....  | 8711    | Pump Drive Shaft Seal Kit; W/Saginaw P.S. Pump; ☆B .....                                   | 8711    |
| Stg. Gear Major Seal Kit; W/710 Series Gear .....   | 8701    | Stg. Gear Major Seal Kit; W/710 Series Gear .....  | 8701    |
| Stg. Gear Input Shaft Seal Kit; W/710 Series Gear .....   | 7095    | Stg. Gear Input Shaft Seal Kit; W/710 Series Gear .....                                    | 7095    |
| <b>MM6500</b>   |         | <b>1975-1974</b>   |         |
| <b>1974-1970</b>  |         | <b>GM V-8 350 ENG.; GM V-8 366 ENG.; GM V-8 427 ENG.; GM V-8 454 ENG.</b>                  |         |
| <b>GM V-6 401 ENG.; GM V-6 432 ENG.; GM V-6 478 ENG.</b>  |         | Pump Seal Kit; W/Saginaw P.S. Pump; ☆B .....   |         |
| Pump Seal Kit; W/Saginaw P.S. Pump; ☆B .....  | 8700    | Pump Drive Shaft Seal Kit; W/Saginaw P.S. Pump; ☆B .....                                   | 8711    |
| Pump Drive Shaft Seal Kit; W/Saginaw P.S. Pump; ☆B .....  | 8711    | Stg. Gear Major Seal Kit; W/710 Series Gear .....  | 8701    |
|   |         | Stg. Gear Input Shaft Seal Kit; W/710 Series Gear .....                                    | 7095    |

**SYSTEM PUMP & GEAR IDENT.**

**SYSTEM & COMPONENT IDENT.**

**PASS. CARS**

**LIGHT TRUCKS**

**MEDIUM/HEAVY TRUCKS**

**BUSES**

**HOSE NUMERICAL**

**REPAIR KITS**

**KIT NUMERICAL**

**ILLUSTRATIONS**

☆ See Pages A14 - A15 For Pump or Gear Identification.





# Power Steering Repair Kits for Medium/Heavy-Duty Trucks and Buses

| Application  | Kit No. | Application   | Kit No. |
|--|---------|---|---------|
| <b>GMC - Continued</b>   |         | <b>GMC - Continued</b>  |         |
| <b>TM7500</b>  |         | <b>TS5500</b>   |         |
| <b>1974-1971</b>   |         | <b>1972-1963</b>  |         |
| <b>GM V-6 401 ENG.; GM V-6 432 ENG.; GM V-6 478 ENG.</b>   |         | <b>GM 6-CYL. 292 ENG.</b>   |         |
| Pump Seal Kit; W/Saginaw P.S. Pump; ☆B .....   | 8700    | Pump Seal Kit; W/Saginaw P.S. Pump; ☆B .....  | 8700    |
| Pump Drive Shaft Seal Kit; W/Saginaw P.S. Pump; ☆B .....   | 8711    | Pump Drive Shaft Seal Kit; W/Saginaw P.S. Pump; ☆B .....  | 8711    |
| Stg. Gear Major Seal Kit; W/710 Series Gear .....  | 8701    | Stg. Gear Major Seal Kit; W/710 Series Gear .....   | 8701    |
| Stg. Gear Input Shaft Seal Kit; W/710 Series Gear .....  | 7095    | Stg. Gear Input Shaft Seal Kit; W/710 Series Gear .....   | 7095    |
| <b>1970-1966</b>   |         | <b>TV7500</b>   |         |
| <b>GM V-6 305 ENG.; GM V-6 351 ENG.; GM V-6 379 ENG.; GM V-6 401 ENG.; GM V-6 432 ENG.; GM V-6 478 ENG.</b>                                  |         | <b>1977-1966</b>  |         |
| Pump Seal Kit; W/Saginaw P.S. Pump; ☆B .....   | 8700    | <b>DETROIT DIESEL 6V-53 DIESEL ENG.; DETROIT DIESEL 6V-53N DIESEL ENG.; DETROIT DIESEL 6V-53T DIESEL ENG.</b> |         |
| Pump Drive Shaft Seal Kit; W/Saginaw P.S. Pump; ☆B .....   | 8711    | Pump Seal Kit; W/Saginaw P.S. Pump; ☆B .....  | 8700    |
| Stg. Gear Major Seal Kit; W/710 Series Gear .....  | 8701    | Pump Drive Shaft Seal Kit; W/Saginaw P.S. Pump; ☆B .....  | 8711    |
| Stg. Gear Input Shaft Seal Kit; W/710 Series Gear .....  | 7095    | Stg. Gear Major Seal Kit; W/710 Series Gear .....   | 8701    |
| <b>TM8500</b>  |         | Stg. Gear Input Shaft Seal Kit; W/710 Series Gear .....   |         |
| <b>1972-1966</b>   |         | 7095  |         |
| <b>GM V-6 401 ENG.; GM V-6 432 ENG.; GM V-6 478 ENG.</b>   |         | <b>W6</b>   |         |
| Pump Seal Kit; W/Saginaw P.S. Pump; ☆B .....   | 8700    | <b>1980</b>   |         |
| Pump Drive Shaft Seal Kit; W/Saginaw P.S. Pump; ☆B .....   | 8711    | <b>GM V-8 5.7 L ENG.; GM V-8 6.0 L ENG.</b>   |         |
| Stg. Gear Major Seal Kit; W/710 Series Gear .....  | 8701    | Pump Seal Kit; W/Saginaw P.S. Pump; ☆B .....  | 8700    |
| Stg. Gear Input Shaft Seal Kit; W/710 Series Gear .....  | 7095    | Pump Drive Shaft Seal Kit; W/Saginaw P.S. Pump; ☆B .....  | 8711    |
| <b>TOPKICK</b>   |         | Stg. Gear Major Seal Kit; W/710 Series Gear .....   |         |
| <b>1979</b>  |         | 8701  |         |
| <b>CATERPILLAR 3208 DIESEL ENG.; GM 6-CYL. 292 ENG.; GM V-8 305 ENG.; GM V-8 350 ENG.; GM V-8 366 ENG.; GM V-8 427 ENG.; GM V-8 454 ENG.</b> |         | Stg. Gear Input Shaft Seal Kit; W/710 Series Gear .....   |         |
| Pump Seal Kit; W/Saginaw P.S. Pump; ☆B .....   | 8700    | 7095  |         |
| Pump Drive Shaft Seal Kit; W/Saginaw P.S. Pump; ☆B .....   | 8711    | <b>WM7500</b>   |         |
| Stg. Gear Major Seal Kit; W/710 Series Gear .....  | 8701    | <b>1974-1966</b>  |         |
| Stg. Gear Input Shaft Seal Kit; W/710 Series Gear .....  | 7095    | <b>GM V-6 401 ENG.; GM V-6 432 ENG.; GM V-6 478 ENG.</b>  |         |
| <b>TOPKICK C5500</b>   |         | Pump Seal Kit; W/Saginaw P.S. Pump; ☆B .....  |         |
| <b>1990</b>  |         | 8700  |         |
| <b>GM V-8 6.0 L ENG.; GM V-8 7.0 L ENG.</b>  |         | Pump Drive Shaft Seal Kit; W/Saginaw P.S. Pump; ☆B .....  |         |
| Pump Seal Kit; W/Saginaw P.S. Pump; ☆B .....   | 8700    | 8711  |         |
| Pump Drive Shaft Seal Kit; W/Saginaw P.S. Pump; ☆B .....   | 8711    | Stg. Gear Major Seal Kit; W/710 Series Gear .....   |         |
| Stg. Gear Major Seal Kit; W/710 Series Gear .....  | 8701    | 8701  |         |
| Stg. Gear Input Shaft Seal Kit; W/710 Series Gear .....  | 7095    | Stg. Gear Input Shaft Seal Kit; W/710 Series Gear .....   |         |
| <b>TOPKICK C6500</b>   |         | 7095  |         |
| <b>1990</b>  |         | <b>WM8500</b>   |         |
| <b>CATERPILLAR 3116 DIESEL ENG.; DETROIT DIESEL V-8 8.2 L DIESEL ENG.; GM V-8 6.0 L ENG.; GM V-8 7.0 L ENG.</b>                              |         | <b>1972-1966</b>  |         |
| Pump Seal Kit; W/Saginaw P.S. Pump; ☆B .....   | 8700    | <b>GM V-6 401 ENG.; GM V-6 432 ENG.; GM V-6 478 ENG.</b>  |         |
| Pump Drive Shaft Seal Kit; W/Saginaw P.S. Pump; ☆B .....   | 8711    | Pump Seal Kit; W/Saginaw P.S. Pump; ☆B .....  | 8700    |
| Stg. Gear Major Seal Kit; W/710 Series Gear .....  | 8701    | Pump Drive Shaft Seal Kit; W/Saginaw P.S. Pump; ☆B .....  | 8711    |
| Stg. Gear Input Shaft Seal Kit; W/710 Series Gear .....  | 7095    | Stg. Gear Major Seal Kit; W/710 Series Gear .....   | 8701    |
| <b>TOPKICK C7500</b>   |         | Stg. Gear Input Shaft Seal Kit; W/710 Series Gear .....   |         |
| <b>1990</b>  |         | 7095  |         |
| <b>CATERPILLAR 3116 DIESEL ENG.; DETROIT DIESEL V-8 8.2 L DIESEL ENG.; GM V-8 6.0 L ENG.; GM V-8 7.0 L ENG.</b>                              |         | <b>WV7500</b>   |         |
| Pump Seal Kit; W/Saginaw P.S. Pump; ☆B .....   | 8700    | <b>1977-1966</b>  |         |
| Pump Drive Shaft Seal Kit; W/Saginaw P.S. Pump; ☆B .....   | 8711    | <b>DETROIT DIESEL 6V-53 DIESEL ENG.; DETROIT DIESEL 6V-53N DIESEL ENG.; DETROIT DIESEL 6V-53T DIESEL ENG.</b> |         |
| Stg. Gear Major Seal Kit; W/710 Series Gear .....  | 8701    | Pump Seal Kit; W/Saginaw P.S. Pump; ☆B .....  | 8700    |
| Stg. Gear Input Shaft Seal Kit; W/710 Series Gear .....  | 7095    | Pump Drive Shaft Seal Kit; W/Saginaw P.S. Pump; ☆B .....  | 8711    |
| <b>TOPKICK C8500</b>   |         | Stg. Gear Major Seal Kit; W/710 Series Gear .....   |         |
| <b>1990</b>  |         | 8701  |         |
| <b>CATERPILLAR 3116 DIESEL ENG.; DETROIT DIESEL V-8 8.2 L DIESEL ENG.; GM V-8 6.0 L ENG.; GM V-8 7.0 L ENG.</b>                              |         | Stg. Gear Input Shaft Seal Kit; W/710 Series Gear .....   |         |
| Pump Seal Kit; W/Saginaw P.S. Pump; ☆B .....   | 8700    | 7095  |         |
| Pump Drive Shaft Seal Kit; W/Saginaw P.S. Pump; ☆B .....   | 8711    | <b>ISUZU</b>  |         |
| Stg. Gear Major Seal Kit; W/710 Series Gear .....  | 8701    | <b>NPR</b>  |         |
| Stg. Gear Input Shaft Seal Kit; W/710 Series Gear .....  | 7095    | <b>1995</b>   |         |
| <b>TOPKICK C8500</b>   |         | <b>GM V-8 5.7 L ENG.; ISUZU 4BD2 DIESEL ENG.</b>  |         |
| <b>1990</b>  |         | Pump Complete Rebuilding Kit .....  | 7910    |
| <b>CATERPILLAR 3116 DIESEL ENG.; DETROIT DIESEL V-8 8.2 L DIESEL ENG.; GM V-8 6.0 L ENG.; GM V-8 7.0 L ENG.</b>                              |         | Pump Seal Kit .....   | 7918    |
| Pump Seal Kit; W/Saginaw P.S. Pump; ☆B .....   | 8700    | Pump Drive Shaft Seal Kit .....   | 8709    |
| Pump Drive Shaft Seal Kit; W/Saginaw P.S. Pump; ☆B .....   | 8711    |   |         |
| Stg. Gear Major Seal Kit; W/710 Series Gear .....  | 8701    |   |         |
| Stg. Gear Input Shaft Seal Kit; W/710 Series Gear .....  | 7095    |   |         |

**SYSTEM PUMP & GEAR IDENT.**

**SYSTEM & COMPONENT IDENT.**

**PASS. CARS**

**LIGHT TRUCKS**

**MEDIUM/HEAVY TRUCKS**

**BUSES**

**HOSE NUMERICAL**

**REPAIR KITS**

**KIT NUMERICAL**

**ILLUSTRATIONS**

☆ See Pages A14 - A15 For Pump or Gear Identification.

# Numerical Listing

## Power Steering Repair Kits

|                                      |
|--------------------------------------|
| <b>SYSTEM PUMP &amp; GEAR IDENT.</b> |
| <b>SYSTEM &amp; COMPONENT IDENT.</b> |
| <b>PASS. CARS</b>                    |
| <b>LIGHT TRUCKS</b>                  |
| <b>MEDIUM/HEAVY TRUCKS</b>           |
| <b>BUSES</b>                         |
| <b>HOSE NUMERICAL</b>                |
| <b>REPAIR KITS</b>                   |
| <b>KIT NUMERICAL</b>                 |
| <b>ILLUSTRATIONS</b>                 |

| 7095                                    |
|---|
| AmerMtrs; Ambassador; 1974-1966         |
| AmerMtrs; American; 1968-1966           |
| AmerMtrs; AMX; 1978                     |
| AmerMtrs; AMX; 1974-1968                |
| AmerMtrs; Concord; 1978                 |
| AmerMtrs; Gremlin; 1978-1970            |
| AmerMtrs; Hornet; 1977-1970             |
| AmerMtrs; Javelin; 1974-1966            |
| AmerMtrs; Matador; 1978-1971            |
| AmerMtrs; Pacer; 1977                   |
| AmerMtrs; Rambler; 1969                 |
| AmerMtrs; Rambler Classic; 1966         |
| AmerMtrs; Rebel; 1970-1967              |
| Buick; Apollo; 1975-1973                |
| Buick; Centurion; 1973-1971             |
| Buick; Century; 1981-1973               |
| Buick; Electra; 1978-1959               |
| Buick; Estate Wagon; 1978-1971          |
| Buick; Invicta; 1963-1959               |
| Buick; Lesabre; 1978-1959               |
| Buick; Regal; 1983-1973                 |
| Buick; Riviera; 1978-1963               |
| Buick; Skyhawk; 1980-1975               |
| Buick; Skylark; 1978-1975               |
| Buick; Skylark; 1972-1961               |
| Buick; Special; 1969-1961               |
| Buick; Wildcat; 1970-1964               |
| Cad; Calais; 1976-1965                  |
| Cad; Deville; 1978-1965                 |
| Cad; Eldorado; 1978-1958                |
| Cad; Fleetwood Sixty Special; 1967-1958 |
| Cad; Series 62; 1958                    |
| Cad; Series 6200; 1964-1959             |
| Cad; Seville; 1978-1976                 |
| Chev; Beaumont; 1969-1966               |
| Chev; BelAir; 1978-1965                 |
| Chev; Biscayne; 1975-1965               |
| Chev; Blazer; 1980-1968                 |
| Chev; Camaro; 1983-1966                 |
| Chev; Chevelle; 1976-1964               |
| Chev; Chevy II; 1968                    |
| Chev; El Camino; 1984-1964              |
| Chev; G Van; 1980-1971                  |
| Chev; Impala; 1978-1965                 |
| Chev; Malibu; 1983-1970                 |
| Chev; Monza; 1980-1975                  |
| Chev; Nova; 1979-1969                   |
| Chev; P Van; 1995-1973                  |
| Chev; Suburban; 1980-1968               |
| Chev; Vega; 1977-1971                   |
| Dodge; D & W Pickup; 1980-1972          |
| Dodge; M Motor Home; 1980-1975          |
| Dodge; M Motor Home; 1973-1969          |
| Dodge; Ramcharger; 1980-1974            |
| Dodge; RM Motor Home; 1974-1973         |
| Ford; Bronco; 1977-1972                 |
| Ford; Custom; 1969-1965                 |
| Ford; Custom 500; 1979-1975             |
| Ford; Galaxie; 1969-1972                |
| Ford; Ltd; 1969-1967                    |
| Ford; Ltd II; 1979-1977                 |
| Ford; Mustang; 1973-1971                |
| Ford; Ranch Wagon; 1974-1972            |
| Ford; Ranchero; 1979-1972               |
| Ford; Thunderbird; 1979-1972            |
| GMC; C&K Pickup; 1980-1968              |
| GMC; Caballero; 1984-1978               |
| GMC; G Van; 1980-1971                   |
| GMC; G Van; 1969                        |
| GMC; Jimmy; 1980-1970                   |
| GMC; P Van; 1995-1973                   |
| GMC; Sprint; 1977-1971                  |
| GMC; Suburban; 1980-1968                |
| Intnatl; D Pickup; 1970-1969            |
| Intnatl; MS1210; 1975-1973              |

| 7095 - Continued                    |
|-------------------------------------|
| Intnatl; Scout; 1971                |
| Intnatl; 100; 1974-1971             |
| Intnatl; 150; 1975                  |
| Intnatl; 200; 1975-1974             |
| Intnatl; 1110; 1973-1971            |
| Intnatl; 1210; 1973-1971            |
| Intnatl; 1310; 1973-1971            |
| Jeep; Cherokee; 1978-1972           |
| Jeep; CJ; 1978-1972                 |
| Jeep; J Pickup; 1988-1971           |
| Jeep; Wagoneer; 1978-1971           |
| Merc; Cougar; 1979-1971             |
| Merc; Montclair; 1965-1972          |
| Merc; Monterey; 1965                |
| Merc; Park Lane; 1965               |
| Olds; Custom Cruiser; 1978-1971     |
| Olds; Cutlass; 1984-1967            |
| Olds; Cutlass Cruiser; 1981-1978    |
| Olds; Delmont 88; 1968-1964         |
| Olds; F85; 1972-1961                |
| Olds; Jetstar 88; 1966-1964         |
| Olds; Ninety Eight; 1978-1964       |
| Olds; Omega; 1978-1973              |
| Olds; Se; 1963-1960                 |
| Olds; Se; 1963-1960                 |
| Olds; Starfire; 1980-1975           |
| Olds; Starfire; 1966-1961           |
| Olds; Toronado; 1978-1966           |
| Olds; Vista Cruiser; 1975-1964      |
| Olds; 442; 1971-1968                |
| Ply; Trailduster; 1978-1974         |
| Pont; Acadian; 1971-1962            |
| Pont; Astre; 1977-1973              |
| Pont; Bonneville; 1979-1959         |
| Pont; Catalina; 1978-1967           |
| Pont; Firebird; 1983-1982           |
| Pont; Firebird; 1978-1967           |
| Pont; Grand Am; 1980-1978           |
| Pont; Grand Am; 1975-1973           |
| Pont; Grand Lemans; 1981-1975       |
| Pont; Grand Prix; 1981-1962         |
| Pont; Grand Safari; 1978-1971       |
| Pont; Grandville; 1975-1971         |
| Pont; GTO; 1971-1966                |
| Pont; Laurentian; 1978-1961         |
| Pont; Lemans; 1981-1970             |
| Pont; Parisienne; 1978-1961         |
| Pont; Phoenix; 1979-1976            |
| Pont; Tempest; 1970-1961            |
| Pont; Ventura; 1977-1971            |
| Pont; Ventura; 1961-1960            |
| Rambler; Ambassador; 1965           |
| Rambler; Rambler Classic; 1965-1964 |
| Chev; A60; 1965                     |
| Chev; A80; 1965                     |
| Chev; C40; 1972-1967                |
| Chev; C40; 1962-1960                |
| Chev; C50; 1990-1960                |
| Chev; C60; 1990-1960                |
| Chev; C70; 1990-1979                |
| Chev; C70; 1965-1960                |
| Chev; C80; 1965-1960                |
| Chev; CD50; 1970-1967               |
| Chev; CD60; 1970-1967               |
| Chev; CE40; 1972-1967               |
| Chev; CE40; 1962-1960               |
| Chev; CE50; 1972-1960               |
| Chev; CE60; 1975                    |
| Chev; CE60; 1972-1960               |
| Chev; CG50; 1969-1967               |
| Chev; CG60; 1969-1967               |
| Chev; CM60; 1972-1970               |
| Chev; CS50; 1972-1967               |
| Chev; CS60; 1972-1967               |
| Chev; D50; 1966-1962                |

| 7095 - Continued              |
|-------------------------------|
| Chev; D60; 1966-1962          |
| Chev; E80; 1965-1962          |
| Chev; ETG70; 1969-1966        |
| Chev; H70; 1978-1973          |
| Chev; H80; 1978-1973          |
| Chev; HG70; 1969-1966         |
| Chev; HJ70; 1971-1966         |
| Chev; HM70; 1972-1966         |
| Chev; HM80; 1972-1966         |
| Chev; HV70; 1972-1966         |
| Chev; J70; 1978-1973          |
| Chev; J80; 1978-1973          |
| Chev; JG70; 1969-1966         |
| Chev; JJ70; 1971-1966         |
| Chev; JM70; 1972-1966         |
| Chev; JM80; 1972-1966         |
| Chev; JV70; 1972-1966         |
| Chev; JV80; 1972-1966         |
| Chev; Kodiak C5500; 1993-1991 |
| Chev; Kodiak C6500; 1993-1991 |
| Chev; Kodiak C7500; 1993-1991 |
| Chev; L50; 1966-1960          |
| Chev; L60; 1966-1960          |
| Chev; M65; 1978-1973          |
| Chev; M70; 1965-1960          |
| Chev; M80; 1965-1960          |
| Chev; M90; 1976               |
| Chev; MB60; 1969-1967         |
| Chev; N50; 1966-1965          |
| Chev; P30; 1995               |
| Chev; P30; 1990-1972          |
| Chev; P40; 1972-1966          |
| Chev; P50; 1972-1966          |
| Chev; PS40; 1972-1964         |
| Chev; Q50; 1966-1965          |
| Chev; Q80; 1965               |
| Chev; T40; 1972-1963          |
| Chev; T60; 1978-1962          |
| Chev; T65; 1978-1974          |
| Chev; T70; 1974-1973          |
| Chev; T70; 1965-1960          |
| Chev; T80; 1965-1960          |
| Chev; TD50; 1969-1967         |
| Chev; TD60; 1969-1967         |
| Chev; TE50; 1972-1963         |
| Chev; TE60; 1972-1970         |
| Chev; TE60; 1966-1963         |
| Chev; TE65; 1972-1966         |
| Chev; TG50; 1972-1967         |
| Chev; TG60; 1972-1967         |
| Chev; TG70; 1969-1966         |
| Chev; TJ70; 1968-1966         |
| Chev; TM65; 1972-1970         |
| Chev; TM70; 1972-1966         |
| Chev; TM80; 1972-1966         |
| Chev; TV70; 1972-1966         |
| Chev; U80; 1966-1962          |
| Chev; V60; 1966-1965          |
| Chev; V80; 1965               |
| Chev; W7; 1980                |
| Chev; W70; 1974-1962          |
| Chev; WM80; 1972-1966         |
| Chev; Y80; 1966-1962          |
| GMC; C5000; 1989-1979         |
| GMC; C6000; 1989-1980         |
| GMC; C6000; 1978-1979         |
| GMC; C M & S 6000; 1976       |
| GMC; C M & S 6500; 1976       |
| GMC; C M & S 7000; 1976       |
| GMC; CD6500; 1977             |
| GMC; CE4500; 1972-1967        |
| GMC; CE4500; 1962-1960        |
| GMC; CE5000; 1977-1960        |
| GMC; CE5500; 1972-1960        |
| GMC; CE6500; 1977-1970        |

# Numerical Listing - Power Steering Repair Kits

| 7095 - Continued  | 7168 - Continued  | 7856 - Continued   |
|---|---|--|
| GMC; CG6000; 1975-1973<br>GMC; CM5500; 1975-1970<br>GMC; CM6500; 1975-1970<br>GMC; CS4500; 1977-1967<br>GMC; CS5000; 1977-1967<br>GMC; CS5500; 1977-1963<br>GMC; CS6000; 1977-1967<br>GMC; D3500; 1966<br>GMC; D4000; 1966<br>GMC; DB4000; 1966<br>GMC; DBH5000; 1966<br>GMC; DH5000; 1966<br>GMC; DS4000; 1966<br>GMC; DW5000; 1966-1967<br>GMC; EG5500; 1969-1967<br>GMC; EG6500; 1969-1967<br>GMC; EM4500; 1969-1967<br>GMC; EM5500; 1969-1967<br>GMC; EM6500; 1969-1967<br>GMC; ES4500; 1977-1967<br>GMC; H7500; 1978-1974<br>GMC; H8500; 1978-1974<br>GMC; HG7500; 1969-1966<br>GMC; HJ7500; 1971-1966<br>GMC; HM5500; 1968-1966<br>GMC; HM7500; 1974-1966<br>GMC; HM8500; 1974-1976<br>GMC; J7500; 1978-1974<br>GMC; J8500; 1978-1974<br>GMC; JG7500; 1969-1966<br>GMC; JJ7500; 1971-1966<br>GMC; JM7500; 1974-1966<br>GMC; JM8500; 1974-1976<br>GMC; M6500; 1978-1970<br>GMC; P3500; 1995<br>GMC; P3500; 1979-1978<br>GMC; PS4500; 1974-1964<br>GMC; T6000; 1978-1963<br>GMC; T6500; 1978-1963<br>GMC; TE6500; 1977-1966<br>GMC; TG5500; 1975-1967<br>GMC; TG6000; 1975-1967<br>GMC; TG6500; 1974-1966<br>GMC; TJ7500; 1968-1966<br>GMC; TM5500; 1974-1970<br>GMC; TM6000; 1974-1970<br>GMC; TM6500; 1974-1970<br>GMC; TM7500; 1974-1966<br>GMC; TM8500; 1972-1966<br>GMC; Topkick; 1979-1990<br>GMC; Topkick C6500; 1990<br>GMC; Topkick C7500; 1990<br>GMC; Topkick C8500; 1990<br>GMC; TS5500; 1972-1963<br>GMC; TV7500; 1977-1966<br>GMC; W6; 1980<br>GMC; W7; 1980<br>GMC; WM7500; 1974-1966<br>GMC; WM8500; 1972-1966<br>Chev; B7; 1990<br>Chev; B7; 1978-1977<br>Chev; B60 B6P; 1990-1977 | Ford; Custom; 1959-1957<br>Ford; F Pickup; 1966-1971<br>Ford; Fairlane; 1965-1962<br>Ford; Falcon; 1965-1963<br>Ford; Falcon Ranchero; 1965-1962<br>Ford; Galaxie; 1965-1959<br>Ford; Mustang; 1965-1964<br>Ford; Thunderbird; 1965-1958<br>Jeep; J Pickup; 1971<br>Jeep; Wagoneer; 1971<br>Merc; Comet; 1965-1960<br>Merc; Meteor; 1963-1958<br>Merc; Montclair; 1964<br>Merc; Monterey; 1964-1958<br>Merc; Park Lane; 1964<br>Merc; Park Lane; 1960-1958<br>Rambler; Ambassador; 1965-1958<br>Rambler; Marlin; 1965<br>Rambler; Rambler; 1959-1958<br>Rambler; Rambler Classic; 1965-1963<br>Rambler; Rambler Classic; 1961-1958<br>Ford; C500; 1979-1971<br>Ford; C550; 1979-1971<br>Ford; C600; 1979-1971<br>Ford; C; 1970-1961<br>Ford; F600; 1979-1978<br>Ford; F600; 1973-1971<br>Ford; F; 1970-1958<br>Ford; N; 1964-1962<br>Ford; B500; 1979-1978<br>Ford; B600; 1972-1958 | Buick; Skylark; 1979-1975<br>Buick; Skylark; 1972-1961<br>Buick; Special; 1969-1961<br>Buick; Wildcat; 1970-1964<br>Cad; Brougham; 1992-1965<br>Cad; Deville; 1984-1965<br>Cad; Eldorado; 1985-1959<br>Cad; Fleetwood; 1995-1989<br>Cad; Fleetwood; 1986-1959<br>Cad; Fleetwood Sixty Special; 1967-1959<br>Cad; Se00; 1964-1959<br>Cad; Seville; 1985-1976<br>Chev; Astro; 1993-1985<br>Chev; Beaumont; 1969-1966<br>Chev; BelAir; 1981-1965<br>Chev; Biscayne; 1975-1965<br>Chev; Blazer; 1982-1969<br>Chev; Blazer Compact; 1993-1983<br>Chev; Blazer Full Size; 1991-1983<br>Chev; C&K Pickup; 1986-1968<br>Chev; Camaro; 1992-1967<br>Chev; Caprice; 1990-1966<br>Chev; Chevelle; 1976-1964<br>Chev; Chevy II; 1968<br>Chev; El Camino; 1987-1971<br>Chev; Impala; 1985-1965<br>Chev; LLV (Postal Vehicle); 1995-1987<br>Chev; Malibu; 1983-1973<br>Chev; Monte Carlo; 1988-1970<br>Chev; Monza; 1980-1975<br>Chev; Nova; 1979-1969<br>Chev; P Van; 1993-1973<br>Chev; R&V Pickup; 1991-1987<br>Chev; S Pickup; 1993-1982<br>Chev; Suburban; 1991-1968<br>Chev; Vega; 1977-1971<br>Dodge; D & W Pickup; 1993-1972<br>Dodge; Dakota; 1995-1987<br>Dodge; M Motor Home; 1980-1975<br>Dodge; M Motor Home; 1973-1969<br>Dodge; Ramcharger; 1993-1974<br>Dodge; RM Motor Home; 1974-1973<br>Ford; Bronco; 1977-1972<br>Ford; Custom; 1969-1965<br>Ford; Custom 500; 1979<br>Ford; E Van; 1982-1975<br>Ford; Galaxie; 1969-1972<br>Ford; Ltd; 1969-1967<br>Ford; Ltd II; 1979-1977<br>Ford; Mustang; 1973-1971<br>Ford; Ranch Wagon; 1974-1972<br>Ford; Ranchero; 1979-1972<br>Ford; Thunderbird; 1979-1972<br>GMC; C&K Pickup; 1986-1968<br>GMC; Caballero; 1987-1978<br>GMC; G Van; 1995-1971<br>GMC; G Van; 1969<br>GMC; Jimmy; 1993-1992<br>GMC; Jimmy; 1982-1983<br>GMC; Jimmy Full Size; 1991-1983<br>GMC; P Van; 1993-1973<br>GMC; R&V Pickup; 1991-1987<br>GMC; S Pickup; 1990-1985<br>GMC; Sonoma; 1993-1991<br>GMC; Sprint; 1977-1971<br>GMC; Suburban; 1991-1968<br>GMC; Syclone; 1992-1991<br>GMC; Typhoon; 1993-1992<br>Intnatl; D Pickup; 1970-1969<br>Intnatl; MS1210; 1975-1973<br>Intnatl; Scout; 1971<br>Intnatl; 100; 1974-1971<br>Intnatl; 150; 1975<br>Intnatl; 200; 1975-1974<br>Intnatl; 1110; 1973-1971<br>Intnatl; 1210; 1973-1971<br>Intnatl; 1310; 1973-1971<br>Jeep; Cherokee; 1995-1974<br>Jeep; CJ; 1986-1972<br>Jeep; Comanche; 1992-1986<br>Jeep; Commando; 1973-1972<br>Jeep; Grand Cherokee; 1995-1993 |
|   | <b>7642</b>   |  |
|   | Ford; Country Sedan; 1974-1971<br>Ford; Country Squire; 1974-1965<br>Ford; Custom 500; 1974-1971<br>Ford; F Pickup; 1974-1968<br>Ford; Galaxie; 1970-1965<br>Ford; Galaxie 500; 1974-1971<br>Ford; Gran Torino; 1974-1972<br>Ford; Ltd; 1974-1967<br>Ford; Ranch Wagon; 1974-1971<br>Ford; Ranchero; 1974-1972<br>Ford; Thunderbird; 1974-1965<br>Ford; Torino; 1974-1972<br>Linc; Continental; 1974-1965<br>Linc; Mark III; 1971-1968<br>Linc; Mark IV; 1974-1972<br>Merc; Colony Park; 1974-1971<br>Merc; Cougar; 1974<br>Merc; Marauder; 1970-1969<br>Merc; Marquis; 1974-1965<br>Merc; Montego; 1974-1972<br>Merc; Monterey; 1974-1965<br>Merc; Park Lane; 1968-1965  |  |
|   | <b>7856</b>   |  |
|   | AmerMtrs; Ambassador; 1974-1966<br>AmerMtrs; American; 1968-1966<br>AmerMtrs; AMX; 1980-1978<br>AmerMtrs; AMX; 1974-1968<br>AmerMtrs; Concord; 1983-1978<br>AmerMtrs; Eagle; 1988-1980<br>AmerMtrs; Gremlin; 1978-1970<br>AmerMtrs; Hornet; 1977-1970<br>AmerMtrs; Javelin; 1974-1966<br>AmerMtrs; Matador; 1978-1971<br>AmerMtrs; Rambler; 1969<br>AmerMtrs; Rambler Classic; 1966<br>AmerMtrs; Rebel; 1970-1967<br>AmerMtrs; Spirit; 1983-1979<br>Buick; Apollo; 1975-1973<br>Buick; Centurion; 1973-1971<br>Buick; Century; 1981-1973<br>Buick; Electra; 1989-1959<br>Buick; Estate Wagon; 1979-1971<br>Buick; Invicta; 1963-1959<br>Buick; Regal; 1987-1973<br>Buick; Riviera; 1985-1963<br>Buick; Roadmaster; 1995-1975  |  |
| <b>7168</b>   |   |  |
| AmerMtrs; Ambassador; 1972-1966<br>AmerMtrs; American; 1968-1966<br>AmerMtrs; AMX; 1972-1968<br>AmerMtrs; Gremlin; 1972<br>AmerMtrs; Hornet; 1972-1970<br>AmerMtrs; Javelin; 1972-1966<br>AmerMtrs; Matador; 1972-1971<br>AmerMtrs; Rambler; 1969<br>AmerMtrs; Rambler Classic; 1966<br>AmerMtrs; Rebel; 1970-1967<br>Edsel; Bermuda; 1958<br>Edsel; Citation; 1958<br>Edsel; Pacer; 1958<br>Edsel; Ranger; 1960-1958<br>Edsel; Roundup; 1958<br>Edsel; Villager; 1960-1958<br>Ford; Custom; 1965-1964  |   |  |

**SYSTEM  
PUMP &  
GEAR  
IDENT.**

**SYSTEM &  
COM-  
PONENT  
IDENT.**

**PASS.  
CARS**

**LIGHT  
TRUCKS**

**MEDIUM/  
HEAVY  
TRUCKS**

**BUSES**

**HOSE  
NUMER-  
ICAL**

**REPAIR  
KITS**

**KIT  
NUMER-  
ICAL**

**ILLUST-  
RATIONS**



# Numerical Listing - Power Steering Repair Kits

|                                      | 7856 - Continued  | 7857 - Continued  | 7858 - Continued  |             |
|--------------------------------------|---|---|---|-------------|
| <b>SYSTEM PUMP &amp; GEAR IDENT.</b> | Jeep; Grand Wagoneer; 1991-1984<br>Jeep; J Pickup; 1988-1971<br>Jeep; Scrambler; 1985-1981<br>Jeep; Wagoneer; 1990-1971<br>Jeep; Wrangler; 1995-1987<br>Jeep; YJ; 1995-1987<br>Merc; Cougar; 1979-1971<br>Merc; Montclair; 1965-1972<br>Merc; Monterey; 1965<br>Merc; Park Lane; 1965<br>Olds; Bravada; 1994-1971<br>Olds; Cutlass; 1987-1967<br>Olds; Cutlass Cruiser; 1981-1978<br>Olds; Cutlass Supreme; 1988<br>Olds; Delmont 88; 1968-1967<br>Olds; Delta 88; 1985-1964<br>Olds; F85; 1972-1961<br>Olds; Jetstar 88; 1966-1964<br>Olds; Ninety Eight; 1984-1964<br>Olds; Omega; 1979-1973<br>Olds; Se; 1963-1960<br>Olds; Se; 1963-1960<br>Olds; Starfire; 1980-1975<br>Olds; Starfire; 1966-1961<br>Olds; Toronado; 1985-1966<br>Olds; Vista Cruiser; 1975-1964<br>Olds; 442; 1971-1968<br>Ply; Trailduster; 1981-1974<br>Pont; Acadian; 1971-1962<br>Pont; Astre; 1977-1973<br>Pont; Bonneville; 1986-1959<br>Pont; Catalina; 1981-1967<br>Pont; Firebird; 1992-1967<br>Pont; Grand Am; 1980-1978<br>Pont; Grand Am; 1975-1973<br>Pont; Grand Lemans; 1983-1975<br>Pont; Grand Prix; 1987-1962<br>Pont; Grand Safari; 1978-1971<br>Pont; Grandville; 1975-1971<br>Pont; GTO; 1971-1966<br>Pont; Laurentian; 1981-1961<br>Pont; Lemans; 1981-1970<br>Pont; Parisienne; 1986-1961<br>Pont; Phoenix; 1979-1977<br>Pont; Safari; 1989-1987<br>Pont; Tempest; 1970-1961<br>Pont; Ventura; 1977-1971<br>Pont; Ventura; 1961-1960<br>Rambler; Ambassador; 1965<br>Rambler; Rambler Classic; 1965-1964<br>Chev; P30; 1995<br>Chev; P30; 1990-1979<br>Chev; P30; 1977-1972<br>GMC; P3500; 1995<br>GMC; P3500; 1979-1978 | Jeep; M Motor Home; 1973-1969<br>Dodge; Ramcharger; 1980-1974<br>Dodge; RM Motor Home; 1974-1973<br>Ford; E Van; 1978-1975<br>GMC; C&K Pickup; 1980-1968<br>GMC; G Van; 1980-1971<br>GMC; G Van; 1969-1970<br>GMC; P Van; 1995-1973<br>GMC; Suburban; 1980-1968<br>Intnatl; 200; 1975-1973<br>Intnatl; 1110; 1973-1971<br>Intnatl; 1310; 1973-1971<br>Jeep; J Pickup; 1978-1976<br>Olds; Custom Cruiser; 1976-1971<br>Olds; Delmont 88; 1968-1967<br>Olds; Delta 88; 1976-1964<br>Olds; Ninety Eight; 1976-1960<br>Olds; Se; 1963-1960<br>Olds; Starfire; 1966-1961<br>Olds; Toronado; 1978-1966<br>Ply; Trailduster; 1978-1974<br>Pont; Bonneville; 1975-1960<br>Pont; Catalina; 1975-1960<br>Pont; Executive; 1970-1966<br>Pont; Grand Prix; 1968-1962<br>Pont; Grand Safari; 1974-1971<br>Pont; Grandville; 1975-1971<br>Pont; Laurentian; 1975-1961<br>Pont; Parisienne; 1975-1961<br>Pont; Star Chief; 1966-1960<br>Pont; Tempest; 1966-1961<br>Chev; P30; 1995<br>Chev; P30; 1990-1972<br>GMC; P3500; 1995<br>GMC; P3500; 1979-1978   | Ford; Ltd II; 1979-1977<br>Ford; Mustang; 1973-1971<br>Ford; Ranch Wagon; 1974-1972<br>Ford; Ranchero; 1979-1972<br>Ford; Thunderbird; 1979-1972<br>GMC; Caballero; 1978-1971<br>Intnatl; D Pickup; 1970-1969<br>Intnatl; Scout; 1971<br>Intnatl; 100; 1974-1971<br>Intnatl; 150; 1975<br>Intnatl; 1110; 1971<br>Jeep; Cherokee; 1978-1972<br>Jeep; CJ; 1978-1972<br>Jeep; J Pickup; 1988-1971<br>Jeep; Wagoneer; 1978-1971<br>Merc; Cougar; 1979-1971<br>Merc; Montclair; 1965-1972<br>Merc; Monterey; 1965<br>Merc; Park Lane; 1965<br>Olds; Custom Cruiser; 1978-1972<br>Olds; Cutlass; 1978-1972<br>Olds; F85; 1972-1961<br>Olds; Jetstar 88; 1966-1964<br>Olds; Ninety Eight; 1978-1973<br>Olds; Starfire; 1978-1975<br>Olds; Vista Cruiser; 1975-1964<br>Olds; 442; 1971-1968<br>Pont; Acadian; 1971-1962<br>Pont; Astre; 1977-1973<br>Pont; Bonneville; 1979-1976<br>Pont; Catalina; 1978-1964<br>Pont; Firebird; 1978-1967<br>Pont; Grand Am; 1975-1973<br>Pont; Grand Lemans; 1978-1975<br>Pont; Grand Prix; 1978-1969<br>Pont; Grand Safari; 1978-1975<br>Pont; Grandville; 1973<br>Pont; GTO; 1971-1978<br>Pont; Laurentian; 1978-1964<br>Pont; Lemans; 1978-1970<br>Pont; Parisienne; 1978-1976<br>Pont; Phoenix; 1978-1976<br>Pont; Tempest; 1970-1967<br>Pont; Ventura; 1977-1971<br>Rambler; Ambassador; 1965<br>Rambler; Rambler Classic; 1965-1964 |             |
| <b>SYSTEM &amp; COMPONENT IDENT.</b> |   |   |   |             |
| <b>PASS. CARS</b>                    |   |   |   |             |
| <b>LIGHT TRUCKS</b>                  |   |   |   |             |
| <b>MEDIUM/HEAVY TRUCKS</b>           |   |   |   |             |
| <b>BUSES</b>                         |   |   |   |             |
| <b>HOSE NUMERICAL</b>                |   |   |   |             |
| <b>REPAIR KITS</b>                   | <b>7857</b>   |   |   |             |
| <b>KIT NUMERICAL</b>                 | Buick; Centurion; 1973-1971<br>Buick; Electra; 1976-1959<br>Buick; Estate Wagon; 1976-1971<br>Buick; Invicta; 1963-1959<br>Buick; Lesabre; 1976-1970<br>Buick; Lesabre; 1963-1959<br>Buick; Riviera; 1976-1963<br>Buick; Wildcat; 1970-1964<br>Cad; Calais; 1976-1965<br>Cad; Eldorado; 1978-1959<br>Cad; Fleetwood; 1979-1959<br>Cad; Fleetwood Sixty Special; 1967-1959<br>Cad; Se00; 1964-1959<br>Cad; Seville; 1978-1976<br>Chev; BelAir; 1976-1970<br>Chev; Biscayne; 1975-1970<br>Chev; Blazer; 1980-1968<br>Chev; Caprice; 1976-1970<br>Chev; G Van; 1980-1971<br>Chev; Impala; 1976-1970<br>Chev; P Van; 1995-1973<br>Chev; Suburban; 1980-1968<br>Dodge; D & W Pickup; 1980-1972<br>Dodge; M Motor Home; 1980-1975   | <b>7858</b>   |   |             |
| <b>ILLUSTRATIONS</b>                 |   | AmerMtrs; Ambassador; 1974-1966<br>AmerMtrs; American; 1968-1966<br>AmerMtrs; AMX; 1978<br>AmerMtrs; AMX; 1974-1968<br>AmerMtrs; Concord; 1978<br>AmerMtrs; Gremlin; 1978-1970<br>AmerMtrs; Hornet; 1977-1970<br>AmerMtrs; Javelin; 1974-1966<br>AmerMtrs; Matador; 1978-1971<br>AmerMtrs; Rambler; 1969<br>AmerMtrs; Rambler Classic; 1966<br>AmerMtrs; Rebel; 1970-1967<br>Buick; Apollo; 1975-1973<br>Buick; Centurion; 1973-1972<br>Buick; Century; 1978-1973<br>Buick; Electra; 1978-1977<br>Buick; Estate Wagon; 1973-1972<br>Buick; Lesabre; 1978-1964<br>Buick; Regal; 1978-1973<br>Buick; Riviera; 1978-1975<br>Buick; Skylark; 1978-1975<br>Buick; Skylark; 1972-1961<br>Buick; Special; 1969-1961<br>Cad; Deville; 1978-1977<br>Cad; Fleetwood; 1979-1977<br>Chev; Beaumont; 1969-1966<br>Chev; BelAir; 1978-1965<br>Chev; Biscayne; 1975-1965<br>Chev; Camaro; 1978-1966<br>Chev; Chevelle; 1976-1964<br>Chev; Chevy II; 1968<br>Chev; El Camino; 1978-1964<br>Chev; Impala; 1978-1965<br>Chev; Malibu; 1978-1973<br>Chev; Monte Carlo; 1978-1970<br>Chev; Monza; 1978-1975<br>Chev; Nova; 1978-1969<br>Chev; Vega; 1977-1971<br>Ford; Bronco; 1977-1972<br>Ford; Custom; 1969-1965<br>Ford; Custom 500; 1979<br>Ford; Elite; 1976-1975<br>Ford; Galaxie; 1969-1972<br>Ford; Ltd; 1969-1967 |   | <b>7859</b> |
|                                      |   |   | Buick; Centurion; 1973-1971<br>Buick; Electra; 1976-1959<br>Buick; Estate Wagon; 1976-1971<br>Buick; Invicta; 1962-1959<br>Buick; Lesabre; 1976-1970<br>Buick; Lesabre; 1963-1959<br>Buick; Riviera; 1976-1963<br>Buick; Wildcat; 1970-1964<br>Cad; Calais; 1976-1965<br>Cad; Eldorado; 1978-1959<br>Cad; Fleetwood; 1979-1959<br>Cad; Fleetwood Sixty Special; 1967-1959<br>Cad; Se00; 1964-1959<br>Cad; Seville; 1978-1976<br>Chev; BelAir; 1976-1970<br>Chev; Biscayne; 1975-1970<br>Chev; Blazer; 1980-1968<br>Chev; Caprice; 1976-1970<br>Chev; G Van; 1980-1971<br>Chev; Impala; 1976-1970<br>Chev; P Van; 1995-1973<br>Chev; Suburban; 1980-1968<br>Dodge; D & W Pickup; 1980-1972<br>Dodge; M Motor Home; 1980-1975<br>Dodge; M Motor Home; 1973-1969<br>Dodge; Ramcharger; 1980-1974<br>Dodge; RM Motor Home; 1974-1973<br>Ford; E Van; 1978-1975<br>GMC; C&K Pickup; 1980-1968<br>GMC; G Van; 1980-1971<br>GMC; G Van; 1969-1970<br>GMC; P Van; 1995-1973<br>GMC; Suburban; 1980-1968   |             |

# Numerical Listing - Power Steering Repair Kits

## 7859 - Continued

Intrnatl; 200; 1975-1973  
 Intrnatl; 1110; 1973-1971  
 Intrnatl; 1310; 1973-1971  
 Jeep; J Pickup; 1978-1976  
 Olds; Custom Cruiser; 1976-1971  
 Olds; Delmont 88; 1968-1967  
 Olds; Delta 88; 1976-1964  
 Olds; Ninety Eight; 1976-1960  
 Olds; Se; 1963-1960  
 Olds; Starfire; 1966-1961  
 Olds; Toronado; 1978-1966  
 Ply; Trailduster; 1978-1974  
 Pont; Bonneville; 1975-1960  
 Pont; Catalina; 1975-1960  
 Pont; Executive; 1970-1966  
 Pont; Grand Prix; 1968-1962  
 Pont; Grand Safari; 1974-1971  
 Pont; Grandville; 1975-1971  
 Pont; Laurentian; 1975-1961  
 Pont; Parisienne; 1975-1961  
 Pont; Star Chief; 1966-1960  
 Pont; Tempest; 1966-1961  
 Chev; P30; 1995  
 Chev; P30; 1990-1972  
 GMC; P3500; 1995  
 GMC; P3500; 1979-1978

## 7860

AmerMtrs; Ambassador; 1974-1966  
 AmerMtrs; American; 1968-1966  
 AmerMtrs; AMX; 1978  
 AmerMtrs; AMX; 1974-1968  
 AmerMtrs; Concord; 1978  
 AmerMtrs; Gremlin; 1978-1970  
 AmerMtrs; Hornet; 1977-1970  
 AmerMtrs; Javelin; 1974-1966  
 AmerMtrs; Matador; 1978-1971  
 AmerMtrs; Rambler; 1969  
 AmerMtrs; Rambler Classic; 1966  
 AmerMtrs; Rebel; 1970-1967  
 Buick; Apollo; 1975-1973  
 Buick; Centurion; 1973-1972  
 Buick; Century; 1978-1973  
 Buick; Electra; 1978-1977  
 Buick; Estate Wagon; 1973-1972  
 Buick; Invicta; 1963  
 Buick; Lesabre; 1978-1964  
 Buick; Regal; 1978-1973  
 Buick; Riviera; 1978-1975  
 Buick; Skylark; 1978-1975  
 Buick; Skylark; 1972-1961  
 Buick; Special; 1969-1961  
 Buick; Wildcat; 1966-1964  
 Cad; Deville; 1978-1977  
 Cad; Fleetwood; 1979-1977  
 Chev; Beaumont; 1969-1966  
 Chev; BelAir; 1978-1965  
 Chev; Biscayne; 1975-1965  
 Chev; Camaro; 1978-1966  
 Chev; Chevelle; 1976-1964  
 Chev; Chevy II; 1968  
 Chev; El Camino; 1978-1964  
 Chev; Impala; 1978-1965  
 Chev; Malibu; 1978-1973  
 Chev; Monte Carlo; 1978-1970  
 Chev; Monza; 1978-1975  
 Chev; Nova; 1978-1969  
 Chev; Vega; 1977-1971  
 Ford; Bronco; 1977-1972  
 Ford; Custom; 1969-1965  
 Ford; Custom 500; 1979  
 Ford; Elite; 1976-1975  
 Ford; Galaxie; 1969-1972  
 Ford; Ltd; 1969-1967  
 Ford; Ltd II; 1979-1977  
 Ford; Mustang; 1973-1971  
 Ford; Ranch Wagon; 1974-1972  
 Ford; Ranchero; 1979-1972  
 Ford; Thunderbird; 1979-1972  
 GMC; Caballero; 1978-1971  
 Intrnatl; D Pickup; 1970-1969

## 7860 - Continued

Intrnatl; Scout; 1971  
 Intrnatl; 100; 1974-1971  
 Intrnatl; 150; 1975  
 Intrnatl; 1110; 1971  
 Jeep; Cherokee; 1978-1972  
 Jeep; CJ; 1978-1972  
 Jeep; J Pickup; 1988-1971  
 Jeep; Wagoneer; 1978-1971  
 Merc; Cougar; 1979-1971  
 Merc; Montclair; 1965-1972  
 Merc; Monterey; 1965  
 Merc; Park Lane; 1965  
 Olds; Custom Cruiser; 1978-1972  
 Olds; Cutlass; 1978-1972  
 Olds; F85; 1972-1961  
 Olds; Jetstar 88; 1966-1964  
 Olds; Ninety Eight; 1978-1973  
 Olds; Starfire; 1978-1975  
 Olds; Vista Cruiser; 1975-1964  
 Olds; 442; 1971-1968  
 Pont; Acadian; 1971-1962  
 Pont; Astre; 1977-1973  
 Pont; Bonneville; 1979-1976  
 Pont; Catalina; 1978-1964  
 Pont; Firebird; 1978-1967  
 Pont; Grand Am; 1975-1973  
 Pont; Grand Lemans; 1978-1975  
 Pont; Grand Prix; 1978-1969  
 Pont; Grand Safari; 1978-1975  
 Pont; Grandville; 1973  
 Pont; GTO; 1971-1978  
 Pont; Laurentian; 1978-1964  
 Pont; Lemans; 1978-1970  
 Pont; Parisienne; 1978-1976  
 Pont; Phoenix; 1978-1976  
 Pont; Tempest; 1970-1967  
 Pont; Ventura; 1977-1971  
 Rambler; Ambassador; 1965  
 Rambler; Rambler Classic; 1965-1964

## 7864

Chev; Beaumont; 1965-1964  
 Chev; BelAir; 1964-1959  
 Chev; Biscayne; 1964-1959  
 Chev; C&K Pickup; 1968-1963  
 Chev; Chevy II; 1967-1962  
 Chev; Corvette; 1982-1960  
 Chev; Impala; 1964-1959  
 Chev; Suburban; 1968  
 Chev; Suburban; 1966-1963  
 GMC; C&K Pickup; 1968  
 GMC; Suburban; 1968

## 7874

Ford; E Van; 1974-1966  
 Ford; Falcon; 1970-1966  
 Ford; Granada; 1980-1975  
 Ford; Maverick; 1977-1967  
 Ford; Ranchero; 1971-1966  
 Ford; Torino; 1971-1968  
 Linc; Versailles; 1980-1977  
 Merc; Comet; 1977-1971  
 Merc; Comet; 1969-1962  
 Merc; Cougar; 1970-1967  
 Merc; Cyclone; 1971-1969  
 Merc; Meteor; 1963-1962  
 Merc; Monarch; 1980-1964  
 Merc; Montego; 1971-1968

## 7875

Edsel; Bermuda; 1958  
 Edsel; Citation; 1958  
 Edsel; Pacer; 1958  
 Edsel; Ranger; 1960-1958  
 Edsel; Roundup; 1958  
 Edsel; Villager; 1960-1958  
 Ford; Custom; 1964  
 Ford; Custom; 1959-1957  
 Ford; Fairlane; 1965-1962

## 7875 - Continued

Ford; Falcon; 1965-1963  
 Ford; Falcon Ranchero; 1965-1962  
 Ford; Galaxie; 1964-1961  
 Ford; Mustang; 1966-1964  
 Ford; Thunderbird; 1960-1957  
 Merc; Comet; 1961-1957  
 Merc; Monterey; 1964-1957  
 Merc; Park Lane; 1964  
 Merc; Park Lane; 1960-1957

## 7877

Edsel; Bermuda; 1958  
 Edsel; Citation; 1958  
 Edsel; Pacer; 1958  
 Edsel; Ranger; 1960-1958  
 Edsel; Roundup; 1958  
 Edsel; Villager; 1960-1958  
 Ford; Custom; 1964  
 Ford; Custom; 1959-1957  
 Ford; E Van; 1974-1962  
 Ford; Falcon; 1970-1963  
 Ford; Falcon Ranchero; 1965-1962  
 Ford; Galaxie; 1964-1961  
 Ford; Granada; 1980-1975  
 Ford; Maverick; 1977-1964  
 Ford; Ranchero; 1971-1966  
 Ford; Thunderbird; 1960-1957  
 Ford; Torino; 1971-1968  
 Linc; Versailles; 1980-1977  
 Merc; Comet; 1977-1971  
 Merc; Comet; 1969-1960  
 Merc; Cougar; 1970-1967  
 Merc; Cyclone; 1971-1969  
 Merc; Meteor; 1963-1961  
 Merc; Monarch; 1980-1975  
 Merc; Montclair; 1960-1957  
 Merc; Montclair; 1964  
 Merc; Montego; 1971-1968  
 Merc; Monterey; 1964-1957  
 Merc; Park Lane; 1964  
 Merc; Park Lane; 1960-1957

## 7885

Ford; Custom; 1964  
 Ford; E Van; 1974-1962  
 Ford; Falcon; 1970-1963  
 Ford; Falcon Ranchero; 1965-1962  
 Ford; Galaxie; 1964-1961  
 Ford; Granada; 1980-1975  
 Ford; Maverick; 1977-1964  
 Ford; Ranchero; 1971-1966  
 Ford; Torino; 1971-1968  
 Linc; Versailles; 1980-1977  
 Merc; Comet; 1977-1971  
 Merc; Comet; 1969-1962  
 Merc; Cougar; 1970-1967  
 Merc; Cyclone; 1971-1969  
 Merc; Meteor; 1963-1961  
 Merc; Monarch; 1980-1964  
 Merc; Montego; 1971-1968  
 Merc; Monterey; 1964-1960  
 Merc; Park Lane; 1964

## 7889

Ford; Custom; 1964  
 Ford; E Van; 1974-1962  
 Ford; Falcon; 1970-1963  
 Ford; Falcon Ranchero; 1965-1962  
 Ford; Galaxie; 1964-1961  
 Ford; Granada; 1980-1975  
 Ford; Maverick; 1977-1964  
 Ford; Ranchero; 1971-1966  
 Ford; Torino; 1971-1968  
 Linc; Versailles; 1980-1977  
 Merc; Comet; 1977-1971  
 Merc; Comet; 1969-1962  
 Merc; Cougar; 1970-1967  
 Merc; Cyclone; 1971-1969  
 Merc; Meteor; 1963-1961

**SYSTEM  
PUMP &  
GEAR  
IDENT.**

**SYSTEM &  
COM-  
PONENT  
IDENT.**

**PASS.  
CARS**

**LIGHT  
TRUCKS**

**MEDIUM/  
HEAVY  
TRUCKS**

**BUSES**

**HOSE  
NUMER-  
ICAL**

**REPAIR  
KITS**

**KIT  
NUMER-  
ICAL**

**ILLUST-  
RATIONS**

# Numerical Listing - Power Steering Repair Kits

|                                      | 7889 - Continued   | 7898 - Continued   | 7898 - Continued   |
|--------------------------------------|--|--|--|
| <b>SYSTEM PUMP &amp; GEAR IDENT.</b> | Merc; Monarch; 1980-1975<br>Merc; Montclair; 1959<br>Merc; Montclair; 1964<br>Merc; Montego; 1971-1968<br>Merc; Monterey; 1964-1960<br>Merc; Park Lane; 1964<br>Merc; Park Lane; 1960  | Rambler; Ambassador; 1965<br>Rambler; American; 1965-1960<br>Rambler; Marlin; 1965<br>Rambler; Rambler; 1960<br>Rambler; Rambler Classic; 1965-1961<br>Dodge; C700; 1974-1969<br>Dodge; C800; 1974-1969<br>Dodge; C850; 1974-1969<br>Dodge; C900; 1974-1969<br>Ford; C600; 1986-1981<br>Ford; C700; 1986-1981<br>Ford; C800; 1987-1981<br>Ford; C850; 1979-1978<br>Ford; C850; 1976-1972<br>Ford; C900; 1981<br>Ford; C900; 1979<br>Ford; C900; 1976-1972<br>Ford; C950; 1979<br>Ford; C950; 1976-1972<br>Ford; C6000; 1976-1972<br>Ford; C7000; 1986-1984<br>Ford; C7000; 1982-1981<br>Ford; C7000; 1976-1972<br>Ford; C8000; 1989-1984<br>Ford; C8000; 1982-1981<br>Ford; C8000; 1976-1972<br>Ford; CF6000; 1989-1986<br>Ford; CF7000; 1989-1986<br>Ford; CF8000; 1989-1987<br>Ford; CFT8000; 1989-1987<br>Ford; CL9000; 1989-1984<br>Ford; CL9000; 1982-1981<br>Ford; CL9000; 1979<br>Ford; CLT9000; 1989-1984<br>Ford; CLT9000; 1982-1981<br>Ford; CLT9000; 1979<br>Ford; CT800; 1983-1981<br>Ford; CT800; 1972<br>Ford; CT850; 1979<br>Ford; CT850; 1976-1972<br>Ford; CT950; 1979<br>Ford; CT950; 1976-1972<br>Ford; CT8000; 1989-1984<br>Ford; CT8000; 1982-1981<br>Ford; CT8000; 1976-1972<br>Ford; F600; 1986-1981<br>Ford; F700; 1986-1981<br>Ford; F800; 1986-1981<br>Ford; F850; 1979<br>Ford; F850; 1976-1974<br>Ford; F880; 1979<br>Ford; F880; 1976-1974<br>Ford; F950; 1979<br>Ford; F950; 1976-1974<br>Ford; F1000; 1979<br>Ford; F1000; 1976-1974<br>Ford; F1100; 1979<br>Ford; F1100; 1976-1974<br>Ford; F6000; 1975-1972<br>Ford; F7000; 1986-1984<br>Ford; F7000; 1976-1972<br>Ford; F8000; 1986-1984<br>Ford; F8000; 1976-1975<br>Ford; FT900; 1992<br>Ford; FT900; 1990<br>Ford; L800; 1984-1980<br>Ford; L800; 1972<br>Ford; L880; 1979<br>Ford; L880; 1975-1972<br>Ford; L900; 1981-1979<br>Ford; L900; 1975-1972<br>Ford; L8000; 1986-1984<br>Ford; L8000; 1982-1980<br>Ford; L8000; 1975-1972<br>Ford; L9000; 1986-1984<br>Ford; L9000; 1982-1979<br>Ford; L9000; 1975-1972<br>Ford; LL9000; 1986-1984<br>Ford; LL9000; 1979<br>Ford; LL9000; 1975-1972<br>Ford; LN600; 1985-1980<br>Ford; LN700; 1986-1980 | Ford; LN800; 1984-1981<br>Ford; LN800; 1972<br>Ford; LN900; 1981-1979<br>Ford; LN900; 1975-1972<br>Ford; LN6000; 1975-1972<br>Ford; LN7000; 1986-1984<br>Ford; LN7000; 1982-1980<br>Ford; LN7000; 1975-1972<br>Ford; LN8000; 1986-1984<br>Ford; LN8000; 1982-1980<br>Ford; LN8000; 1975-1972<br>Ford; LN9000; 1986-1984<br>Ford; LN9000; 1982-1979<br>Ford; LN9000; 1975-1972<br>Ford; LNT800; 1984-1980<br>Ford; LNT800; 1975-1972<br>Ford; LNT880; 1979<br>Ford; LNT880; 1975-1972<br>Ford; LNT900; 1981-1979<br>Ford; LNT900; 1975-1972<br>Ford; LNT8000; 1986-1980<br>Ford; LNT8000; 1975-1972<br>Ford; LNT9000; 1986-1979<br>Ford; LNT9000; 1975-1972<br>Ford; LS8000; 1986-1984<br>Ford; LS9000; 1986-1984<br>Ford; LS9000; 1979<br>Ford; LS9000; 1975-1980<br>Ford; LT800; 1975-1972<br>Ford; LT880; 1979<br>Ford; LT880; 1975-1972<br>Ford; LT900; 1981-1979<br>Ford; LT900; 1975-1972<br>Ford; LT8000; 1986-1980<br>Ford; LT8000; 1975-1972<br>Ford; LT9000; 1986-1979<br>Ford; LT9000; 1975-1972<br>Ford; LTL9000; 1995<br>Ford; LTL9000; 1986-1982<br>Ford; LTL9000; 1979<br>Ford; LTL9000; 1975-1972<br>Ford; LTS800; 1982-1980<br>Ford; LTS800; 1975-1972<br>Ford; LTS900; 1981-1979<br>Ford; LTS900; 1975-1972<br>Ford; LTS8000; 1986-1980<br>Ford; LTS8000; 1975-1972<br>Ford; LTS9000; 1989<br>Ford; LTS9000; 1986-1979<br>Ford; LTS9000; 1975-1972<br>Ford; W9000; 1977-1972<br>Ford; WT9000; 1977-1972 |
| <b>SYSTEM &amp; COMPONENT IDENT.</b> | <b>7895</b>  |  |  |
|                                      | Dodge; Challenger; 1972-1970<br>Dodge; Charger; 1972-1966<br>Dodge; Coronet; 1972-1965<br>Dodge; Custom 880; 1962<br>Dodge; Dart; 1972-1962<br>Dodge; Lancer; 1962<br>Dodge; Polara; 1964-1962<br>Dodge; 330; 1964-1963<br>Ply; Barracuda; 1972-1967<br>Ply; Belvedere; 1970-1962<br>Ply; Duster; 1972-1970<br>Ply; Fury; 1964-1962<br>Ply; Road Runner; 1972-1962<br>Ply; Scamp; 1972-1962  |  |  |
| <b>PASS. CARS</b>                    |  |  |  |
| <b>LIGHT TRUCKS</b>                  | <b>7897</b>  |  |  |
|                                      | Chry; Imperial; 1960-1957<br>Chry; Lebaron; 1960-1957<br>Chry; New Yorker; 1960-1957<br>Chry; Saratoga; 1960-1957<br>Chry; Windsor; 1960-1957<br>Chry; 300; 1960-1957<br>Desoto; Adventurer; 1960-1958<br>Desoto; Desoto; 1961<br>Desoto; Firedome; 1959-1958<br>Desoto; Fireflite; 1960-1958<br>Dodge; Charger; 1968-1966<br>Dodge; Coronet; 1968-1965<br>Dodge; Coronet; 1959-1958<br>Dodge; Custom 880; 1965-1962<br>Dodge; Dart; 1968-1962<br>Dodge; Lancer; 1962-1961<br>Dodge; Monaco; 1968-1965<br>Dodge; Polara; 1968-1960<br>Dodge; 330; 1964-1963<br>Ply; Barracuda; 1968-1958<br>Ply; Fury; 1968-1959<br>Ply; Satellite; 1969-1958<br>Ply; Valiant; 1968-1960   |  |  |
| <b>MEDIUM/HEAVY TRUCKS</b>           |  |  |  |
| <b>BUSES</b>                         |  |  |  |
| <b>HOSE NUMERICAL</b>                | <b>7898</b>  |  |  |
|                                      | AmerMtrs; Ambassador; 1967-1966<br>AmerMtrs; Rambler Classic; 1966-1967<br>Chry; Imperial; 1968-1961<br>Chry; Lebaron; 1967-1961<br>Chry; New Yorker; 1968-1961<br>Chry; Newport; 1968-1961<br>Chry; Windsor; 1961<br>Chry; 300; 1968-1961<br>Desoto; Adventurer; 1960-1958<br>Desoto; Desoto; 1961<br>Desoto; Firedome; 1959-1958<br>Desoto; Fireflite; 1960-1958<br>Dodge; Coronet; 1959-1958<br>Dodge; Custom 880; 1965-1962<br>Dodge; D & W Pickup; 1962-1961<br>Dodge; M Motor Home; 1971-1965<br>Dodge; Polara; 1968-1960<br>Dodge; 330; 1964-1969<br>Intnatl; D Pickup; 1970-1969<br>Intnatl; MHC1310; 1975-1974<br>Intnatl; MS1210; 1974-1972<br>Intnatl; 100; 1974-1971<br>Intnatl; 200; 1974<br>Intnatl; 1110; 1973-1971<br>Intnatl; 1210; 1973-1971<br>Intnatl; 1310; 1973-1971<br>Ply; Belvedere; 1964-1961<br>Ply; Fury; 1968-1961<br>Ply; Savoy; 1964-1958 |  |  |
| <b>REPAIR KITS</b>                   |  |  |  |
| <b>KIT NUMERICAL</b>                 |  |  |  |
| <b>ILLUSTRATIONS</b>                 |  |  |  |
|                                      |  |  | <b>7899</b>  |
|                                      |  |  | Chry; Imperial; 1960-1957<br>Chry; Lebaron; 1960-1957<br>Chry; New Yorker; 1960-1957<br>Chry; Saratoga; 1960-1957<br>Chry; Windsor; 1960-1957<br>Chry; 300; 1960-1957<br>Desoto; Adventurer; 1960-1958<br>Desoto; Desoto; 1961<br>Desoto; Firedome; 1959-1958<br>Desoto; Fireflite; 1960-1958<br>Dodge; Charger; 1968-1966<br>Dodge; Coronet; 1968-1965<br>Dodge; Coronet; 1959-1958<br>Dodge; Custom 880; 1965-1962<br>Dodge; Dart; 1968-1962<br>Dodge; Lancer; 1962-1961<br>Dodge; Monaco; 1968-1965<br>Dodge; Polara; 1968-1960<br>Dodge; 330; 1964-1963<br>Ply; Barracuda; 1968-1958<br>Ply; Fury; 1968-1959<br>Ply; Satellite; 1969-1958<br>Ply; Valiant; 1968-1960   |
|                                      |  |  | <b>7900</b>  |
|                                      |  |  | AmerMtrs; Ambassador; 1967-1966  |

# Numerical Listing - Power Steering Repair Kits

## 7900 - Continued

AmerMtrs; Rambler Classic; 1966-1967  
 Chry; Imperial; 1968-1961  
 Chry; Lebaron; 1967-1961  
 Chry; New Yorker; 1968-1961  
 Chry; Newport; 1968-1961  
 Chry; Windsor; 1961  
 Chry; 300; 1968-1961  
 Desoto; Adventurer; 1960-1958  
 Desoto; Desoto; 1961  
 Desoto; Firedome; 1959-1958  
 Desoto; Fireflite; 1960-1958  
 Dodge; Coronet; 1959-1958  
 Dodge; Custom 880; 1965-1962  
 Dodge; D & W Pickup; 1962-1961  
 Dodge; M Motor Home; 1971-1965  
 Dodge; Polara; 1968-1960  
 Dodge; 330; 1964-1963  
 Intnatl; D Pickup; 1970-1969  
 Intnatl; MHC1310; 1975-1974  
 Intnatl; MS1210; 1974-1972  
 Intnatl; 100; 1974-1971  
 Intnatl; 200; 1974  
 Intnatl; 1110; 1973-1971  
 Intnatl; 1210; 1973-1971  
 Intnatl; 1310; 1973-1971  
 Ply; Belvedere; 1964-1961  
 Ply; Fury; 1968-1961  
 Ply; Savoy; 1964-1958  
 Rambler; Ambassador; 1965  
 Rambler; American; 1965-1960  
 Rambler; Marlin; 1965  
 Rambler; Rambler; 1960  
 Rambler; Rambler Classic; 1965-1961

## 7906

Chev; Beaumont; 1965-1964  
 Chev; BelAir; 1964-1958  
 Chev; Biscayne; 1964-1958  
 Chev; C&K Pickup; 1968-1963  
 Chev; Chevy II; 1967-1962  
 Chev; Corvette; 1982-1958  
 Chev; Impala; 1964-1959  
 Chev; Suburban; 1968  
 Chev; Suburban; 1966-1963  
 GMC; C&K Pickup; 1968  
 GMC; Suburban; 1968

## 7910

AmerMtrs; Ambassador; 1974-1968  
 AmerMtrs; American; 1968  
 AmerMtrs; AMX; 1980-1978  
 AmerMtrs; AMX; 1974-1968  
 AmerMtrs; Concord; 1983-1978  
 AmerMtrs; Eagle; 1988-1980  
 AmerMtrs; Gremlin; 1978-1970  
 AmerMtrs; Hornet; 1977-1970  
 AmerMtrs; Javelin; 1974-1968  
 AmerMtrs; Matador; 1978-1971  
 AmerMtrs; Pacer; 1980-1975  
 AmerMtrs; Rambler; 1969-1968  
 AmerMtrs; Spirit; 1983-1979  
 Buick; Apollo; 1975-1973  
 Buick; Centurion; 1973-1971  
 Buick; Century; 1986-1973  
 Buick; Electra; 1989-1967  
 Buick; Estate Wagon; 1979-1971  
 Buick; Lesabre; 1990-1967  
 Buick; Regal; 1987-1973  
 Buick; Riviera; 1985-1967  
 Buick; Roadmaster; 1993-1975  
 Buick; Skylark; 1985-1975  
 Buick; Skylark; 1972-1967  
 Buick; Skylark; 1963-1961  
 Buick; Special; 1969-1967  
 Buick; Special; 1963-1961  
 Buick; Wildcat; 1970-1967  
 Cad; Brougham; 1992-1965  
 Cad; Deville; 1985-1965  
 Cad; Eldorado; 1985-1963  
 Cad; Fleetwood; 1993-1989

## 7910 - Continued

Cad; Fleetwood; 1986-1963  
 Cad; Fleetwood Sixty Special; 1967-1963  
 Cad; Seville; 1985-1976  
 Chev; Astro; 1995-1987  
 Chev; Beaumont; 1969-1964  
 Chev; BelAir; 1981-1960  
 Chev; Biscayne; 1975-1960  
 Chev; Blazer; 1995  
 Chev; Blazer; 1982-1969  
 Chev; Blazer Compact; 1994-1983  
 Chev; C&K Pickup; 1995-1988  
 Chev; C&K Pickup; 1986-1963  
 Chev; Camaro; 1995-1967  
 Chev; Caprice; 1993-1966  
 Chev; Celebrity; 1986-1983  
 Chev; Chevelle; 1976-1964  
 Chev; Chevy II; 1968-1962  
 Chev; Citation; 1985-1980  
 Chev; Corvette; 1982-1963  
 Chev; El Camino; 1987-1971  
 Chev; Impala; 1985-1960  
 Chev; Malibu; 1983-1973  
 Chev; Monte Carlo; 1988-1970  
 Chev; Monza; 1980-1975  
 Chev; Nova; 1979-1969  
 Chev; P Van; 1995-1973  
 Chev; R&V Pickup; 1991-1987  
 Chev; S Pickup; 1995-1982  
 Chev; Suburban; 1995-1963  
 Chev; Tahoe; 1995  
 Chev; Vega; 1977-1971  
 Chry; Cordoba; 1983-1975  
 Chry; Daytona; 1993-1990  
 Chry; Daytona; 1987-1984  
 Chry; Dynasty; 1992-1988  
 Chry; E Class; 1984-1983  
 Chry; Executive; 1986-1983  
 Chry; Fifth Ave.; 1989-1983  
 Chry; Imperial; 1983-1981  
 Chry; Imperial; 1975-1969  
 Chry; Laser; 1986-1977  
 Chry; New Yorker; 1989-1969  
 Chry; Newport; 1981-1969  
 Chry; TC Maserati; 1991-1990  
 Chry; Town & Country; 1988-1971  
 Chry; Town & Country Van; 1995-1990  
 Chry; 300; 1971-1969  
 Dodge; A Van; 1970-1964  
 Dodge; Aries; 1987-1981  
 Dodge; Aries America; 1989-1988  
 Dodge; Aspen; 1980-1976  
 Dodge; B Van; 1995-1972  
 Dodge; Caravan; 1995-1984  
 Dodge; Challenger; 1974-1970  
 Dodge; Charger; 1987-1983  
 Dodge; Charger; 1978-1966  
 Dodge; Coronet; 1976-1965  
 Dodge; D & W Pickup; 1993-1963  
 Dodge; Dakota; 1995-1969  
 Dodge; Daytona; 1993-1984  
 Dodge; Diplomat; 1989-1977  
 Dodge; Dynasty; 1993-1987  
 Dodge; Grand Caravan; 1995-1987  
 Dodge; Lancer; 1989-1985  
 Dodge; M Motor Home; 1980-1975  
 Dodge; M Motor Home; 1973-1972  
 Dodge; Magnum; 1979-1978  
 Dodge; Mini Ram Van; 1988-1980  
 Dodge; Monaco; 1978-1967  
 Dodge; Omni; 1990-1978  
 Dodge; Polara; 1973-1967  
 Dodge; Ram Pickup; 1995-1974  
 Dodge; Rampage; 1984-1982  
 Dodge; RM Motor Home; 1974-1973  
 Dodge; Royal Monaco; 1977-1975  
 Dodge; Shadow; 1994-1987  
 Dodge; Spirit; 1995-1989  
 Dodge; St. Regis; 1981-1979  
 Dodge; 400; 1983-1982  
 Dodge; 600; 1988-1983  
 Eagle; Medallion; 1989-1988  
 Ford; Country Sedan; 1974

## 7910 - Continued

Ford; Country Squire; 1974  
 Ford; Custom 500; 1978-1975  
 Ford; Fairmont; 1979  
 Ford; Galaxie 500; 1974  
 Ford; Granada; 1979  
 Ford; Ltd; 1978-1974  
 Ford; Thunderbird; 1976-1972  
 GMC; C&K Pickup; 1995-1988  
 GMC; C&K Pickup; 1986-1963  
 GMC; Caballero; 1987-1978  
 GMC; G Van; 1995-1971  
 GMC; G Van; 1969  
 GMC; Jimmy; 1995-1992  
 GMC; Jimmy; 1982-1983  
 GMC; Jimmy Full Size; 1991-1983  
 GMC; P Van; 1995-1973  
 GMC; R&V Pickup; 1991-1987  
 GMC; S Pickup; 1990-1982  
 GMC; Safari; 1995-1987  
 GMC; Sonoma; 1995-1991  
 GMC; Sprint; 1977-1971  
 GMC; Suburban; 1995-1963  
 GMC; Syclore; 1992-1991  
 GMC; Typhoon; 1993-1992  
 GMC; Yukon; 1995-1992  
 Intnatl; MS1210; 1975  
 Intnatl; MS1210; 1973  
 Intnatl; Scout; 1971  
 Intnatl; 100; 1974-1973  
 Isuzu; Trooper; 1991-1988  
 Jaguar; Vanden Plas; 1987-1982  
 Jaguar; XJ6; 1987-1972  
 Jaguar; XJ12; 1989-1973  
 Jaguar; XJS; 1985-1982  
 Jaguar; XJS; 1980-1976  
 Jaguar; XKE; 1974-1973  
 Jeep; Cherokee; 1986-1974  
 Jeep; CJ; 1986-1972  
 Jeep; Comanche; 1986  
 Jeep; Commando; 1973-1972  
 Jeep; Grand Wagoneer; 1991-1984  
 Jeep; J Pickup; 1988-1972  
 Jeep; Scrambler; 1985-1981  
 Jeep; Wagoneer; 1986-1972  
 Jeep; Wrangler; 1990-1987  
 Jeep; YJ; 1990-1987  
 Linc; Continental; 1979-1972  
 Linc; Mark IV; 1976-1972  
 Linc; Mark V; 1979-1977  
 Merc; Colony Park; 1974-1973  
 Merc; Grand Marquis; 1978-1975  
 Merc; Marquis; 1978-1973  
 Niss; Maxima; 1984-1981  
 Niss; 810; 1981  
 Olds; Bravada; 1994-1971  
 Olds; Cutlass; 1987-1967  
 Olds; Cutlass Ciera; 1986-1978  
 Olds; Cutlass Supreme; 1988  
 Olds; Delmont 88; 1968  
 Olds; Delta 88; 1985-1968  
 Olds; F85; 1972-1968  
 Olds; Ninety Eight; 1985-1968  
 Olds; Omega; 1984-1973  
 Olds; Starfire; 1980-1975  
 Olds; Toronado; 1985-1968  
 Olds; Vista Cruiser; 1975-1968  
 Olds; 442; 1971-1968  
 Peug; 505; 1987-1980  
 Ply; Acclaim; 1995-1989  
 Ply; B Van; 1983-1974  
 Ply; Barracuda; 1974-1967  
 Ply; Belvedere; 1970-1965  
 Ply; Caravelle; 1988-1989  
 Ply; Duster; 1976-1970  
 Ply; Expo; 1989-1987  
 Ply; Fury; 1978-1967  
 Ply; Gran Fury; 1989-1980  
 Ply; Gran Fury; 1977-1975  
 Ply; Grand Voyager; 1995-1987  
 Ply; Horizon; 1990-1981  
 Ply; Road Runner; 1974-1971  
 Ply; Satellite; 1974-1971

**SYSTEM  
PUMP &  
GEAR  
IDENT.**

**SYSTEM &  
COM-  
PONENT  
IDENT.**

**PASS.  
CARS**

**LIGHT  
TRUCKS**

**MEDIUM/  
HEAVY  
TRUCKS**

**BUSES**

**HOSE  
NUMER-  
ICAL**

**REPAIR  
KITS**

**KIT  
NUMER-  
ICAL**

**ILLUST-  
RATIONS**



# Numerical Listing - Power Steering Repair Kits

|                                      | 7910 - Continued   | 7910 - Continued   | 7918 - Continued  |                         |                         |
|--------------------------------------|--|--|---|-------------------------|-------------------------|
| <b>SYSTEM PUMP &amp; GEAR IDENT.</b> | Ply; Scamp Pickup; 1983-1987<br>Ply; Trailduster; 1981-1974<br>Ply; Valiant; 1976<br>Ply; Voyager; 1995-1984<br>Pont; Acadian; 1971-1962<br>Pont; Astre; 1977-1973<br>Pont; Bonneville; 1986-1967<br>Pont; Catalina; 1981-1967<br>Pont; Executive; 1970-1967<br>Pont; Firebird; 1995-1967<br>Pont; Grand Am; 1980-1978<br>Pont; Grand Am; 1975-1973<br>Pont; Grand Lemans; 1983-1975<br>Pont; Grand Prix; 1987-1971<br>Pont; Grandville; 1975-1971<br>Pont; GTO; 1971-1967<br>Pont; Laurentian; 1981-1967<br>Pont; Lemans; 1981-1970<br>Pont; Parisienne; 1986-1967<br>Pont; Phoenix; 1984-1977<br>Pont; Safari; 1989-1987<br>Pont; Sunbird; 1980-1987<br>Pont; Tempest; 1970-1967<br>Pont; Ventura; 1977-1971<br>Pont; 1000; 1987-1983<br>Pont; 6000; 1986-1983<br>Renault; Fuego; 1984-1982<br>Renault; 181; 1983-1981<br>Saab; 900; 1988-1979<br>VW; Jetta; 1984-1982<br>VW; Rabbit; 1984-1981<br>VW; Rabbit Pickup; 1983-1981<br>VW; Scirocco; 1983-1982<br>Volvo; 240; 1985-1977<br>Volvo; 260; 1982-1977<br>Volvo; 740; 1986-1985<br>Volvo; 760; 1990-1983<br>Volvo; 780; 1990-1987<br>Chev; P30; 1995<br>Chev; P30; 1990-1972<br>Dodge; C700; 1974-1969<br>Dodge; C800; 1974-1969<br>Dodge; C850; 1974-1969<br>Dodge; C900; 1974-1972<br>Dodge; CT700; 1974-1969<br>Dodge; D400; 1981-1980<br>Dodge; D400; 1974-1969<br>Dodge; D450; 1981-1980<br>Dodge; D500; 1974-1969<br>Dodge; D600; 1974-1969<br>Dodge; D700; 1974-1969<br>Ford; C600; 1986-1984<br>Ford; C700; 1986-1984<br>Ford; C800; 1987-1984<br>Ford; C7000; 1986-1984<br>Ford; C8000; 1987-1984<br>Ford; CF6000; 1987<br>Ford; CFT8000; 1987<br>Ford; CL9000; 1987-1984<br>Ford; CLT9000; 1987-1984<br>Ford; CT8000; 1987-1984<br>Ford; E350; 1989<br>Ford; F600; 1994-1980<br>Ford; F700; 1994-1980<br>Ford; F7000; 1987-1980<br>Ford; F8000; 1987-1993<br>Ford; FT800; 1990-1988<br>Ford; FT900; 1994-1987<br>Ford; L800; 1984<br>Ford; L8000; 1994-1984<br>Ford; L9000; 1994-1984<br>Ford; LA8000; 1994-1990<br>Ford; LA9000; 1994-1988<br>Ford; LL9000; 1994-1984<br>Ford; LLA9000; 1994-1991<br>Ford; LLS9000; 1994-1991<br>Ford; LN600; 1985-1984<br>Ford; LN700; 1987-1984<br>Ford; LN800; 1984<br>Ford; LN7000; 1994-1984<br>Ford; LN8000; 1994-1984<br>Ford; LN9000; 1994-1984 | <b>SYSTEM &amp; COMPONENT IDENT.</b>   | <b>PASS. CARS</b>   | <b>LIGHT TRUCKS</b>     |                         |
| <b>MEDIUM/HEAVY TRUCKS</b>           | <b>BUSES</b>   | <b>HOSE NUMERICAL</b>  | <b>REPAIR KITS</b>  |                         |                         |
| <b>KIT NUMERICAL</b>                 | <b>ILLUSTRATIONS</b>   | <b>7918</b>  | <b>7918 - Continued</b>   |                         |                         |
|                                      |  | AmerMtrs; Ambassador; 1974-1968<br>AmerMtrs; American; 1968<br>AmerMtrs; AMX; 1980-1978<br>AmerMtrs; AMX; 1974-1968<br>AmerMtrs; Concord; 1983-1978<br>AmerMtrs; Eagle; 1988-1980<br>AmerMtrs; Gremlin; 1978-1970<br>AmerMtrs; Hornet; 1977-1970<br>AmerMtrs; Javelin; 1974-1968<br>AmerMtrs; Matador; 1978-1971<br>AmerMtrs; Pacer; 1980-1975<br>AmerMtrs; Rambler; 1969-1968<br>AmerMtrs; Spirit; 1983-1979<br>Buick; Apollo; 1975-1973<br>Buick; Centurion; 1973-1971<br>Buick; Century; 1986-1973<br>Buick; Electra; 1989-1967<br>Buick; Estate Wagon; 1979-1971<br>Buick; Lesabre; 1990-1967<br>Buick; Regal; 1987-1973<br>Buick; Riviera; 1985-1967<br>Buick; Roadmaster; 1993-1975<br>Buick; Skylark; 1985-1975<br>Buick; Skylark; 1972-1967<br>Buick; Skylark; 1963-1961<br>Buick; Special; 1969-1967<br>Buick; Special; 1963-1961<br>Buick; Wildcat; 1970-1967<br>Cad; Brougham; 1992-1965<br>Cad; Deville; 1985-1965<br>Cad; Eldorado; 1985-1963<br>Cad; Fleetwood; 1993-1989<br>Cad; Fleetwood; 1986-1963<br>Cad; Fleetwood Sixty Special; 1967-1963<br>Cad; Seville; 1985-1976<br>Chev; Astro; 1995-1987<br>Chev; Beaumont; 1969-1964<br>Chev; BelAir; 1981-1960<br>Chev; Biscayne; 1975-1960<br>Chev; Blazer; 1995<br>Chev; Blazer; 1982-1969<br>Chev; Blazer Compact; 1994-1983<br>Chev; C&K Pickup; 1995-1988<br>Chev; C&K Pickup; 1986-1963<br>Chev; Camaro; 1992-1967<br>Chev; Caprice; 1993-1966<br>Chev; Celebrity; 1986-1983<br>Chev; Chevelle; 1976-1964<br>Chev; Chevy II; 1968-1962<br>Chev; Citation; 1985-1980<br>Chev; Corvette; 1982-1963<br>Chev; El Camino; 1987-1971<br>Chev; Impala; 1985-1960<br>Chev; Malibu; 1983-1973<br>Chev; Monte Carlo; 1988-1970<br>Chev; Monza; 1980-1975<br>Chev; Nova; 1979-1969<br>Chev; P Van; 1995-1973<br>Chev; R&V Pickup; 1991-1987 | <b>7918 - Continued</b>   | <b>7918 - Continued</b> | <b>7918 - Continued</b> |
|                                      |  |  | Chev; S Pickup; 1995-1982<br>Chev; Suburban; 1995-1963<br>Chev; Tahoe; 1995<br>Chev; Vega; 1977-1971<br>Chry; Cordoba; 1983-1975<br>Chry; Daytona; 1993-1990<br>Chry; Daytona; 1987-1984<br>Chry; Dynasty; 1992-1988<br>Chry; E Class; 1984-1983<br>Chry; Executive; 1986-1983<br>Chry; Fifth Ave.; 1989-1983<br>Chry; Imperial; 1983-1981<br>Chry; Imperial; 1975-1969<br>Chry; Laser; 1986-1977<br>Chry; New Yorker; 1989-1969<br>Chry; Newport; 1981-1969<br>Chry; TC Maserati; 1991-1990<br>Chry; Town & Country; 1988-1971<br>Chry; Town & Country Van; 1995-1990<br>Chry; 300; 1971-1969<br>Dodge; A Van; 1970-1964<br>Dodge; Aries; 1987-1981<br>Dodge; Aries America; 1989-1988<br>Dodge; Aspen; 1980-1976<br>Dodge; B Van; 1995-1972<br>Dodge; Caravan; 1995-1984<br>Dodge; Challenger; 1974-1970<br>Dodge; Charger; 1987-1983<br>Dodge; Charger; 1978-1966<br>Dodge; Coronet; 1976-1965<br>Dodge; D & W Pickup; 1993-1963<br>Dodge; Dakota; 1995-1969<br>Dodge; Daytona; 1993-1984<br>Dodge; Diplomat; 1989-1977<br>Dodge; Dynasty; 1993-1987<br>Dodge; Grand Caravan; 1995-1987<br>Dodge; Lancer; 1989-1985<br>Dodge; M Motor Home; 1980-1975<br>Dodge; M Motor Home; 1973-1972<br>Dodge; Magnum; 1979-1978<br>Dodge; Mini Ram Van; 1988-1980<br>Dodge; Monaco; 1978-1967<br>Dodge; Omni; 1990-1978<br>Dodge; Polara; 1973-1967<br>Dodge; Ram Pickup; 1995-1974<br>Dodge; Rampage; 1984-1982<br>Dodge; RM Motor Home; 1974-1973<br>Dodge; Royal Monaco; 1977-1975<br>Dodge; Shadow; 1994-1987<br>Dodge; Spirit; 1995-1989<br>Dodge; St. Regis; 1981-1979<br>Dodge; 400; 1983-1982<br>Dodge; 600; 1988-1983<br>Eagle; Medallion; 1989-1988<br>Ford; Country Sedan; 1974<br>Ford; Country Squire; 1974<br>Ford; Custom 500; 1978-1975<br>Ford; Fairmont; 1979<br>Ford; Galaxie 500; 1974<br>Ford; Granada; 1979<br>Ford; Ltd; 1978-1974<br>Ford; Thunderbird; 1976-1972<br>GMC; C&K Pickup; 1995-1988<br>GMC; C&K Pickup; 1986-1963<br>GMC; Caballero; 1987-1978<br>GMC; G Van; 1995-1971<br>GMC; G Van; 1969<br>GMC; Jimmy; 1995-1992<br>GMC; Jimmy; 1982-1983<br>GMC; Jimmy Full Size; 1991-1983<br>GMC; P Van; 1995-1973<br>GMC; R&V Pickup; 1991-1987<br>GMC; S Pickup; 1990-1982<br>GMC; Safari; 1995-1987<br>GMC; Sonoma; 1995-1991<br>GMC; Sprint; 1977-1971<br>GMC; Suburban; 1995-1963<br>GMC; Syclo; 1992-1991<br>GMC; Typhoon; 1993-1992<br>GMC; Yukon; 1995-1992<br>Intnatl; MS1210; 1975<br>Intnatl; MS1210; 1973 |                         |                         |

# Numerical Listing - Power Steering Repair Kits

| 7918 - Continued   | 7918 - Continued  | 8500 - Continued   |
|--|---|--|
| <p>Intrnatl; Scout; 1971<br/>                     Intrnatl; 100; 1974-1973<br/>                     Isuzu; Trooper; 1991-1988<br/>                     Jaguar; Vanden Plas; 1987-1982<br/>                     Jaguar; XJ6; 1987-1972<br/>                     Jaguar; XJ12; 1989-1973<br/>                     Jaguar; XJS; 1985-1982<br/>                     Jaguar; XJS; 1980-1976<br/>                     Jaguar; XKE; 1974-1973<br/>                     Jeep; Cherokee; 1986-1974<br/>                     Jeep; CJ; 1986-1972<br/>                     Jeep; Comanche; 1986<br/>                     Jeep; Commando; 1973-1972<br/>                     Jeep; Grand Wagoneer; 1991-1984<br/>                     Jeep; J Pickup; 1988-1972<br/>                     Jeep; Scrambler; 1985-1981<br/>                     Jeep; Wagoneer; 1986-1972<br/>                     Jeep; Wrangler; 1990-1987<br/>                     Jeep; YJ; 1990-1987<br/>                     Linc; Continental; 1979-1972<br/>                     Linc; Mark IV; 1976-1972<br/>                     Linc; Mark V; 1979-1977<br/>                     Merc; Colony Park; 1974-1973<br/>                     Merc; Grand Marquis; 1978-1975<br/>                     Merc; Marquis; 1978-1973<br/>                     Niss; Maxima; 1984-1981<br/>                     Niss; 810; 1981<br/>                     Olds; Bravada; 1994-1971<br/>                     Olds; Cutlass; 1987-1967<br/>                     Olds; Cutlass Ciera; 1986-1978<br/>                     Olds; Cutlass Supreme; 1988<br/>                     Olds; Delmont 88; 1968<br/>                     Olds; Delta 88; 1985-1968<br/>                     Olds; F85; 1972-1968<br/>                     Olds; Ninety Eight; 1985-1968<br/>                     Olds; Omega; 1984-1973<br/>                     Olds; Starfire; 1980-1975<br/>                     Olds; Toronado; 1985-1968<br/>                     Olds; Vista Cruiser; 1975-1968<br/>                     Olds; 442; 1971-1968<br/>                     Peug; 505; 1987-1980<br/>                     Ply; Acclaim; 1995-1989<br/>                     Ply; B Van; 1983-1974<br/>                     Ply; Barracuda; 1974-1967<br/>                     Ply; Belvedere; 1970-1965<br/>                     Ply; Caravelle; 1988-1989<br/>                     Ply; Duster; 1976-1970<br/>                     Ply; Expo; 1989-1987<br/>                     Ply; Fury; 1978-1967<br/>                     Ply; Gran Fury; 1989-1980<br/>                     Ply; Gran Fury; 1977-1975<br/>                     Ply; Grand Voyager; 1995-1987<br/>                     Ply; Horizon; 1990-1981<br/>                     Ply; Road Runner; 1974-1971<br/>                     Ply; Satellite; 1974-1971<br/>                     Ply; Scamp Pickup; 1983-1987<br/>                     Ply; Trailduster; 1981-1974<br/>                     Ply; Valiant; 1976<br/>                     Ply; Voyager; 1995-1984<br/>                     Pont; Acadian; 1971-1962<br/>                     Pont; Astre; 1977-1973<br/>                     Pont; Bonneville; 1986-1967<br/>                     Pont; Catalina; 1981-1967<br/>                     Pont; Executive; 1970-1967<br/>                     Pont; Firebird; 1992-1967<br/>                     Pont; Grand Am; 1980-1978<br/>                     Pont; Grand Am; 1975-1973<br/>                     Pont; Grand Lemans; 1983-1975<br/>                     Pont; Grand Prix; 1987-1971<br/>                     Pont; Grandville; 1975-1971<br/>                     Pont; GTO; 1971-1967<br/>                     Pont; Laurentian; 1981-1967<br/>                     Pont; Lemans; 1981-1970<br/>                     Pont; Parisienne; 1986-1967<br/>                     Pont; Phoenix; 1984-1977<br/>                     Pont; Safari; 1989-1987<br/>                     Pont; Sunbird; 1980-1987<br/>                     Pont; Tempest; 1970-1967<br/>                     Pont; Ventura; 1977-1971<br/>                     Pont; 1000; 1987-1983<br/>                     Pont; 6000; 1986-1983<br/>                     Renault; Fuego; 1984-1982</p> | <p>Renault; 18l; 1983-1981<br/>                     Saab; 900; 1988-1979<br/>                     VW; Jetta; 1984-1982<br/>                     VW; Rabbit; 1984-1981<br/>                     VW; Rabbit Pickup; 1983-1981<br/>                     VW; Scirocco; 1983-1982<br/>                     Volvo; 240; 1985-1977<br/>                     Volvo; 260; 1982-1977<br/>                     Volvo; 740; 1986-1985<br/>                     Volvo; 760; 1990-1983<br/>                     Volvo; 780; 1990-1987<br/>                     Chev; P30; 1995<br/>                     Chev; P30; 1990-1972<br/>                     Dodge; C700; 1974-1969<br/>                     Dodge; C800; 1974-1969<br/>                     Dodge; C850; 1974-1969<br/>                     Dodge; C900; 1974-1972<br/>                     Dodge; CT700; 1974-1969<br/>                     Dodge; D400; 1981-1980<br/>                     Dodge; D400; 1974-1969<br/>                     Dodge; D450; 1981-1980<br/>                     Dodge; D500; 1974-1969<br/>                     Dodge; D600; 1974-1969<br/>                     Dodge; D700; 1974-1969<br/>                     Ford; C600; 1986-1984<br/>                     Ford; C700; 1986-1984<br/>                     Ford; C800; 1987-1984<br/>                     Ford; C7000; 1986-1984<br/>                     Ford; C8000; 1987-1984<br/>                     Ford; CF6000; 1987<br/>                     Ford; CFT8000; 1987<br/>                     Ford; CL9000; 1987-1984<br/>                     Ford; CLT9000; 1987-1984<br/>                     Ford; CT8000; 1987-1984<br/>                     Ford; E350; 1989<br/>                     Ford; F600; 1994-1980<br/>                     Ford; F700; 1994-1980<br/>                     Ford; F7000; 1987-1980<br/>                     Ford; F8000; 1987-1993<br/>                     Ford; FT800; 1990-1988<br/>                     Ford; FT900; 1994-1987<br/>                     Ford; L800; 1984<br/>                     Ford; L8000; 1994-1984<br/>                     Ford; L9000; 1994-1984<br/>                     Ford; LA8000; 1994-1990<br/>                     Ford; LA9000; 1994-1988<br/>                     Ford; LL9000; 1994-1984<br/>                     Ford; LLA9000; 1994-1991<br/>                     Ford; LLS9000; 1994-1991<br/>                     Ford; LN600; 1985-1984<br/>                     Ford; LN700; 1987-1984<br/>                     Ford; LN800; 1984<br/>                     Ford; LN7000; 1994-1984<br/>                     Ford; LN8000; 1994-1984<br/>                     Ford; LN9000; 1994-1984<br/>                     Ford; LNT800; 1984<br/>                     Ford; LNT8000; 1994-1984<br/>                     Ford; LNT9000; 1994-1984<br/>                     Ford; LS8000; 1994-1984<br/>                     Ford; LS9000; 1994-1984<br/>                     Ford; LT800; 1984<br/>                     Ford; LT8000; 1994-1984<br/>                     Ford; LT9000; 1994-1984<br/>                     Ford; LTA9000; 1994-1988<br/>                     Ford; LTL9000; 1995-1984<br/>                     Ford; LTLA9000; 1994-1991<br/>                     Ford; LTLS9000; 1994-1991<br/>                     Ford; LTS8000; 1994-1984<br/>                     Ford; LTS9000; 1994-1984<br/>                     GMC; P3500; 1995<br/>                     GMC; P3500; 1979-1978<br/>                     Isuzu; NPR; 1995-1991<br/>                     Ford; B600; 1986-1980<br/>                     Ford; B700; 1986-1980<br/>                     Ford; B7000; 1986-1983</p> <p style="text-align: center;"><b>8500</b></p> <p>Ford; Bronco; 1977-1972<br/>                     Ford; Country Sedan; 1974-1971<br/>                     Ford; Country Squire; 1974-1965<br/>                     Ford; Custom 500; 1977-1971</p> | <p>Ford; E Van; 1974-1971<br/>                     Ford; Elite; 1976-1975<br/>                     Ford; F Pickup; 1977-1965<br/>                     Ford; Fairlane; 1970-1965<br/>                     Ford; Falcon; 1970-1965<br/>                     Ford; Falcon Ranchero; 1965<br/>                     Ford; Galaxie; 1970-1965<br/>                     Ford; Galaxie 500; 1974-1971<br/>                     Ford; Gran Torino; 1976-1972<br/>                     Ford; Granada; 1977-1975<br/>                     Ford; Ltd; 1977-1967<br/>                     Ford; Ltd II; 1977<br/>                     Ford; Maverick; 1977-1969<br/>                     Ford; Mustang; 1973-1965<br/>                     Ford; Mustang II; 1977-1974<br/>                     Ford; Pinto; 1977-1971<br/>                     Ford; Ranchero; 1977<br/>                     Ford; Thunderbird; 1972-1968<br/>                     Linc; Continental; 1971-1970<br/>                     Linc; Versailles; 1977<br/>                     Merc; Bobcat; 1977-1971<br/>                     Merc; Comet; 1977-1971<br/>                     Merc; Comet; 1969-1965<br/>                     Merc; Cougar; 1977-1967<br/>                     Merc; Cyclone; 1971-1969<br/>                     Merc; Grand Marquis; 1977-1975<br/>                     Merc; Marauder; 1970-1969<br/>                     Merc; Marquis; 1977-1967<br/>                     Merc; Monarch; 1977-1975<br/>                     Merc; Montclair; 1968<br/>                     Merc; Monterey; 1974-1965<br/>                     Merc; Park Lane; 1968-1965</p> <p style="text-align: center;"><b>8501</b></p> <p>Ford; Bronco; 1977-1972<br/>                     Ford; Country Sedan; 1974-1971<br/>                     Ford; Country Squire; 1974-1965<br/>                     Ford; Custom 500; 1977-1971<br/>                     Ford; E Van; 1974-1971<br/>                     Ford; Elite; 1976-1975<br/>                     Ford; F Pickup; 1977-1965<br/>                     Ford; Fairlane; 1970-1965<br/>                     Ford; Falcon; 1970-1965<br/>                     Ford; Falcon Ranchero; 1965<br/>                     Ford; Galaxie; 1970-1965<br/>                     Ford; Galaxie 500; 1974-1971<br/>                     Ford; Gran Torino; 1976-1972<br/>                     Ford; Granada; 1977-1975<br/>                     Ford; Ltd; 1977-1967<br/>                     Ford; Ltd II; 1977<br/>                     Ford; Maverick; 1977-1969<br/>                     Ford; Mustang; 1973-1965<br/>                     Ford; Mustang II; 1977-1974<br/>                     Ford; Pinto; 1977-1971<br/>                     Ford; Ranchero; 1977<br/>                     Ford; Thunderbird; 1972-1968<br/>                     Linc; Continental; 1971-1970<br/>                     Linc; Versailles; 1977<br/>                     Merc; Bobcat; 1977-1971<br/>                     Merc; Comet; 1977-1971<br/>                     Merc; Comet; 1969-1965<br/>                     Merc; Cougar; 1977-1967<br/>                     Merc; Cyclone; 1971-1969<br/>                     Merc; Grand Marquis; 1977-1975<br/>                     Merc; Marauder; 1970-1969<br/>                     Merc; Marquis; 1977-1967<br/>                     Merc; Monarch; 1977-1975<br/>                     Merc; Montclair; 1968<br/>                     Merc; Monterey; 1974-1965<br/>                     Merc; Park Lane; 1968-1965</p> <p style="text-align: center;"><b>8507</b></p> <p>Chry; Cordoba; 1979-1975<br/>                     Chry; Imperial; 1975-1969<br/>                     Chry; Lebaron; 1979-1977<br/>                     Chry; New Yorker; 1979-1969<br/>                     Chry; Newport; 1979-1969<br/>                     Chry; Town &amp; Country; 1979-1971<br/>                     Chry; 300; 1971-1969<br/>                     Dodge; Aspen; 1979-1976</p> |

|                                      |
|--------------------------------------|
| SYSTEM<br>PUMP &<br>GEAR<br>IDENT.   |
| SYSTEM &<br>COM-<br>PONENT<br>IDENT. |
| PASS.<br>CARS                        |
| LIGHT<br>TRUCKS                      |
| MEDIUM/<br>HEAVY<br>TRUCKS           |
| BUSES                                |
| HOSE<br>NUMER-<br>ICAL               |
| REPAIR<br>KITS                       |
| KIT<br>NUMER-<br>ICAL                |
| ILLUST-<br>RATIONS                   |

# Numerical Listing - Power Steering Repair Kits

|                                      | 8507 - Continued   | 8513 - Continued   | 8516 - Continued   |
|--------------------------------------|--|--|--|
| <b>SYSTEM PUMP &amp; GEAR IDENT.</b> | Dodge; B Van; 1971<br>Dodge; Challenger; 1974-1970<br>Dodge; Charger; 1978-1969<br>Dodge; Coronet; 1976-1969<br>Dodge; D & W Pickup; 1971-1963<br>Dodge; Dart; 1976-1969<br>Dodge; Diplomat; 1979-1977<br>Dodge; Magnum; 1979-1978<br>Dodge; Monaco; 1978-1967<br>Dodge; Polara; 1973-1967   | Ply; Fury; 1961-1959<br>Ply; Gran Fury; 1989-1980<br>Ply; Gran Fury; 1977-1973<br>Ply; Savoy; 1961-1958<br>Ply; Scamp; 1976-1973<br>Ply; Valiant; 1976-1973<br>Ply; Volare; 1980-1976  | Dodge; Polara; 1961-1960<br>Dodge; Royal Monaco; 1977-1975<br>Dodge; St. Regis; 1981-1979<br>Ply; B Van; 1983-1974<br>Ply; Barracuda; 1974-1973<br>Ply; Belvedere; 1961-1958<br>Ply; Caravelle; 1988-1989<br>Ply; Duster; 1976-1973<br>Ply; Fury; 1978-1959<br>Ply; Gran Fury; 1989-1980<br>Ply; Gran Fury; 1977-1973<br>Ply; Savoy; 1961-1958<br>Ply; Scamp; 1976-1973<br>Ply; Valiant; 1976-1973<br>Ply; Volare; 1980-1976   |
| <b>SYSTEM &amp; COMPONENT IDENT.</b> | Dodge; Monaco; 1978-1967<br>Dodge; Polara; 1973-1967<br>Dodge; Royal Monaco; 1977-1975<br>Dodge; St. Regis; 1979<br>Ply; Barracuda; 1974-1969<br>Ply; Duster; 1976-1970<br>Ply; Fury; 1978-1967<br>Ply; Gran Fury; 1977-1971<br>Ply; Satellite; 1974-1969<br>Ply; Scamp; 1976-1971<br>Ply; Valiant; 1976-1969<br>Ply; Volare; 1979-1976  | <b>8514</b>  |  |
| <b>PASS. CARS</b>                    | <b>8509</b>  | Chry; Cordoba; 1979-1975<br>Chry; Imperial; 1975-1969<br>Chry; Lebaron; 1979-1977<br>Chry; New Yorker; 1979-1969<br>Chry; Newport; 1979-1969<br>Chry; Town & Country; 1979-1971<br>Chry; 300; 1971-1969<br>Dodge; Aspen; 1979-1976<br>Dodge; B Van; 1971<br>Dodge; Challenger; 1974-1970<br>Dodge; Charger; 1978-1969<br>Dodge; Coronet; 1976-1969<br>Dodge; D & W Pickup; 1971-1963<br>Dodge; Dart; 1976-1969<br>Dodge; Diplomat; 1979-1977<br>Dodge; Magnum; 1979-1978<br>Dodge; Monaco; 1978-1967<br>Dodge; Polara; 1973-1967<br>Dodge; Royal Monaco; 1977-1975<br>Dodge; St. Regis; 1979<br>Ply; Barracuda; 1974-1969<br>Ply; Duster; 1976-1970<br>Ply; Fury; 1978-1967<br>Ply; Gran Fury; 1977-1971<br>Ply; Satellite; 1974-1969<br>Ply; Scamp; 1976-1971<br>Ply; Volare; 1979-1976 | <b>8517</b>  |
| <b>LIGHT TRUCKS</b>                  | Ford; Country Sedan; 1974-1971<br>Ford; Country Squire; 1974-1965<br>Ford; Custom 500; 1974-1971<br>Ford; F Pickup; 1974-1968<br>Ford; Galaxie; 1970-1965<br>Ford; Galaxie 500; 1974-1971<br>Ford; Gran Torino; 1974-1972<br>Ford; Ltd; 1974-1967<br>Ford; Ranch Wagon; 1974-1971<br>Ford; Rancho; 1974-1972<br>Ford; Thunderbird; 1974-1965<br>Ford; Torino; 1974-1972<br>Linc; Continental; 1974-1965<br>Linc; Mark III; 1971-1968<br>Linc; Mark IV; 1974-1972<br>Merc; Colony Park; 1974-1971<br>Merc; Cougar; 1974<br>Merc; Marauder; 1970-1969<br>Merc; Marquis; 1974-1965<br>Merc; Montego; 1974-1972<br>Merc; Monterey; 1974-1965<br>Merc; Park Lane; 1968-1965   | Dodge; Aspen; 1979-1976<br>Dodge; B Van; 1971<br>Dodge; Challenger; 1974-1970<br>Dodge; Charger; 1978-1969<br>Dodge; Coronet; 1976-1969<br>Dodge; D & W Pickup; 1971-1963<br>Dodge; Dart; 1976-1969<br>Dodge; Diplomat; 1979-1977<br>Dodge; Magnum; 1979-1978<br>Dodge; Monaco; 1978-1967<br>Dodge; Polara; 1973-1967<br>Dodge; Royal Monaco; 1977-1975<br>Dodge; St. Regis; 1979<br>Ply; Barracuda; 1974-1969<br>Ply; Duster; 1976-1970<br>Ply; Fury; 1978-1967<br>Ply; Gran Fury; 1977-1971<br>Ply; Satellite; 1974-1969<br>Ply; Scamp; 1976-1971<br>Ply; Valiant; 1976-1969<br>Ply; Volare; 1979-1976   | Dodge; Challenger; 1972-1970<br>Dodge; Charger; 1972-1966<br>Dodge; Coronet; 1972-1965<br>Dodge; Custom 880; 1962<br>Dodge; Dart; 1972-1962<br>Dodge; Lancer; 1962<br>Dodge; Polara; 1964-1962<br>Dodge; 330; 1964-1963<br>Ply; Barracuda; 1972-1967<br>Ply; Belvedere; 1970-1962<br>Ply; Duster; 1972-1970<br>Ply; Fury; 1963<br>Ply; Road Runner; 1972-1962<br>Ply; Scamp; 1972-1962   |
| <b>MEDIUM/HEAVY TRUCKS</b>           | <b>8513</b>  | <b>8515</b>  | <b>8518</b>  |
| <b>BUSES</b>                         | Chry; Cordoba; 1983-1975<br>Chry; Fifth Ave.; 1989-1981<br>Chry; Imperial; 1975-1958<br>Chry; Lebaron; 1981-1977<br>Chry; Lebaron; 1967-1958<br>Chry; New Yorker; 1982-1958<br>Chry; Newport; 1981-1958<br>Chry; Town & Country; 1981-1971<br>Chry; Windsor; 1961-1958<br>Chry; 300; 1971-1958<br>Dodge; Aspen; 1980-1976<br>Dodge; B Van; 1993-1971<br>Dodge; CB Van; 1980-1972<br>Dodge; Challenger; 1974-1973<br>Dodge; Charger; 1978-1973<br>Dodge; Coronet; 1976-1973<br>Dodge; Coronet; 1959-1958<br>Dodge; Custom 880; 1965-1963<br>Dodge; Dart; 1976-1973<br>Dodge; Diplomat; 1989-1977<br>Dodge; Magnum; 1979-1978<br>Dodge; MB Van; 1980-1972<br>Dodge; Mirada; 1983-1980<br>Dodge; Monaco; 1978-1965<br>Dodge; Polara; 1973-1965<br>Dodge; Polara; 1961-1960<br>Dodge; Royal Monaco; 1977-1975<br>Dodge; St. Regis; 1981-1979<br>Ply; B Van; 1983-1974<br>Ply; Barracuda; 1974-1973<br>Ply; Belvedere; 1961-1958<br>Ply; Caravelle; 1988-1989<br>Ply; Duster; 1976-1973<br>Ply; Fury; 1978-1965 | Ford; Country Sedan; 1973-1971<br>Ford; Country Squire; 1973-1965<br>Ford; Custom 500; 1973-1968<br>Ford; Galaxie; 1970-1965<br>Ford; Galaxie 500; 1973-1971<br>Ford; Ltd; 1973-1967<br>Ford; Ranch Wagon; 1971-1965<br>Linc; Continental; 1971-1965<br>Linc; Mark III; 1971-1968<br>Merc; Colony Park; 1972-1969<br>Merc; Marquis; 1972-1965<br>Merc; Monterey; 1972-1965<br>Merc; Park Lane; 1968-1965   | Chry; Cordoba; 1983-1975<br>Chry; Fifth Ave.; 1989-1981<br>Chry; Imperial; 1975-1958<br>Chry; Lebaron; 1981-1977<br>Chry; Lebaron; 1967-1958<br>Chry; New Yorker; 1982-1958<br>Chry; Newport; 1981-1958<br>Chry; Town & Country; 1981-1971<br>Chry; Windsor; 1961-1958<br>Chry; 300; 1971-1958<br>Dodge; Aspen; 1980-1976<br>Dodge; B Van; 1993-1971<br>Dodge; CB Van; 1980-1972<br>Dodge; Challenger; 1974-1970<br>Dodge; Charger; 1978-1966<br>Dodge; Coronet; 1976-1965<br>Dodge; Coronet; 1959-1958<br>Dodge; Custom 880; 1965-1962<br>Dodge; Dart; 1976-1962<br>Dodge; Diplomat; 1989-1977<br>Dodge; Lancer; 1962-1961<br>Dodge; Magnum; 1979-1978<br>Dodge; MB Van; 1980-1972<br>Dodge; Mirada; 1983-1980<br>Dodge; Monaco; 1978-1965<br>Dodge; Polara; 1973-1960<br>Dodge; Royal Monaco; 1977-1975<br>Dodge; St. Regis; 1981-1979<br>Dodge; 330; 1964-1963<br>Ply; B Van; 1983-1974<br>Ply; Barracuda; 1974-1967<br>Ply; Belvedere; 1970-1958<br>Ply; Caravelle; 1988-1989<br>Ply; Duster; 1976-1970<br>Ply; Fury; 1978-1959<br>Ply; Gran Fury; 1989-1980<br>Ply; Gran Fury; 1977-1971<br>Ply; Satellite; 1974-1958<br>Ply; Scamp; 1976-1971<br>Ply; Valiant; 1976-1960<br>Ply; Volare; 1980-1976 |
| <b>HOSE NUMERICAL</b>                | <b>8514</b>  | <b>8516</b>  | <b>8520</b>  |
| <b>REPAIR KITS</b>                   | Chry; Cordoba; 1983-1975<br>Chry; Fifth Ave.; 1989-1981<br>Chry; Imperial; 1975-1958<br>Chry; Lebaron; 1981-1977<br>Chry; Lebaron; 1967-1958<br>Chry; New Yorker; 1982-1958<br>Chry; Newport; 1981-1958<br>Chry; Town & Country; 1981-1971<br>Chry; Windsor; 1961-1958<br>Chry; 300; 1971-1958<br>Dodge; Aspen; 1980-1976<br>Dodge; B Van; 1993-1971<br>Dodge; CB Van; 1980-1972<br>Dodge; Challenger; 1974-1973<br>Dodge; Charger; 1978-1973<br>Dodge; Coronet; 1976-1973<br>Dodge; Coronet; 1959-1958<br>Dodge; Custom 880; 1965-1963<br>Dodge; Dart; 1976-1973<br>Dodge; Diplomat; 1989-1977<br>Dodge; Magnum; 1979-1978<br>Dodge; MB Van; 1980-1972<br>Dodge; Mirada; 1983-1980<br>Dodge; Monaco; 1978-1965<br>Dodge; Polara; 1973-1965<br>Dodge; Polara; 1961-1960<br>Dodge; Royal Monaco; 1977-1975<br>Dodge; St. Regis; 1981-1979<br>Ply; B Van; 1983-1974<br>Ply; Barracuda; 1974-1973<br>Ply; Belvedere; 1961-1958<br>Ply; Caravelle; 1988-1989<br>Ply; Duster; 1976-1973<br>Ply; Fury; 1978-1965 | Chry; Cordoba; 1983-1975<br>Chry; Fifth Ave.; 1989-1981<br>Chry; Imperial; 1975-1958<br>Chry; Lebaron; 1981-1977<br>Chry; Lebaron; 1967-1958<br>Chry; New Yorker; 1982-1958<br>Chry; Newport; 1981-1958<br>Chry; Town & Country; 1981-1971<br>Chry; Windsor; 1961-1958<br>Chry; 300; 1971-1958<br>Dodge; Aspen; 1980-1976<br>Dodge; B Van; 1993-1971<br>Dodge; CB Van; 1980-1972<br>Dodge; Challenger; 1974-1973<br>Dodge; Charger; 1978-1973<br>Dodge; Coronet; 1976-1973<br>Dodge; Coronet; 1959-1958<br>Dodge; Custom 880; 1965-1963<br>Dodge; Dart; 1976-1973<br>Dodge; Diplomat; 1989-1977<br>Dodge; Magnum; 1979-1978<br>Dodge; MB Van; 1980-1972<br>Dodge; Mirada; 1983-1980<br>Dodge; Monaco; 1978-1965<br>Dodge; Polara; 1973-1965  | Chry; Cordoba; 1983-1975<br>Chry; Fifth Ave.; 1989-1981<br>Chry; Imperial; 1975-1958<br>Chry; Lebaron; 1981-1977<br>Chry; Lebaron; 1967-1958<br>Chry; New Yorker; 1982-1958<br>Chry; Newport; 1981-1958<br>Chry; Town & Country; 1981-1971<br>Chry; Windsor; 1961-1958<br>Chry; 300; 1971-1958<br>Dodge; Aspen; 1980-1976<br>Dodge; B Van; 1993-1971<br>Dodge; CB Van; 1980-1972<br>Dodge; Challenger; 1974-1970<br>Dodge; Charger; 1978-1966<br>Dodge; Coronet; 1976-1965<br>Dodge; Coronet; 1959-1958<br>Dodge; Custom 880; 1965-1962<br>Dodge; Dart; 1976-1962<br>Dodge; Diplomat; 1989-1977<br>Dodge; Lancer; 1962-1961<br>Dodge; Magnum; 1979-1978<br>Dodge; MB Van; 1980-1972<br>Dodge; Mirada; 1983-1980<br>Dodge; Monaco; 1978-1965<br>Dodge; Polara; 1973-1960<br>Dodge; Royal Monaco; 1977-1975<br>Dodge; St. Regis; 1981-1979<br>Dodge; 330; 1964-1963<br>Ply; B Van; 1983-1974<br>Ply; Barracuda; 1974-1967<br>Ply; Belvedere; 1970-1958<br>Ply; Caravelle; 1988-1989<br>Ply; Duster; 1976-1970<br>Ply; Fury; 1978-1959<br>Ply; Gran Fury; 1989-1980<br>Ply; Gran Fury; 1977-1971<br>Ply; Satellite; 1974-1958<br>Ply; Scamp; 1976-1971<br>Ply; Valiant; 1976-1960<br>Ply; Volare; 1980-1976 |
| <b>ILLUSTRATIONS</b>                 |  |  | Ford; Bronco; 1995-1991<br>Ford; Bronco; 1983-1978<br>Ford; Bronco Compact; 1990-1984  |

# Numerical Listing - Power Steering Repair Kits

## 8520 - Continued

Ford; Bronco Full Size; 1990-1984  
 Ford; Country Sedan; 1974-1971  
 Ford; Country Squire; 1991-1987  
 Ford; Country Squire; 1974-1971  
 Ford; Crown Victoria; 1995-1992  
 Ford; Custom; 1972-1965  
 Ford; Custom 500; 1979-1971  
 Ford; E Van; 1995-1982  
 Ford; Elite; 1976-1975  
 Ford; Explorer; 1994-1991  
 Ford; F Pickup; 1995-1988  
 Ford; Galaxie; 1970-1965  
 Ford; Galaxie 500; 1974-1971  
 Ford; Gran Torino; 1976-1972  
 Ford; Ltd; 1982-1967  
 Ford; Ltd II; 1979-1977  
 Ford; Ltd Crown Victoria; 1991-1987  
 Ford; Ranch Wagon; 1974-1971  
 Ford; Ranchero; 1979-1972  
 Ford; Ranger; 1995-1983  
 Ford; Super Duty Pickup; 1995-1988  
 Ford; Thunderbird; 1979-1972  
 Linc; Continental; 1980-1965  
 Linc; Mark III; 1971-1968  
 Linc; Mark IV; 1976-1972  
 Linc; Mark V; 1979-1977  
 Linc; Mark VI; 1983-1980  
 Linc; Town Car; 1995-1981  
 Mazda; B2300 Pickup; 1995-1994  
 Mazda; Navajo; 1994-1991  
 Merc; Colony Park; 1991-1987  
 Merc; Colony Park; 1974-1971  
 Merc; Cougar; 1979-1975  
 Merc; Marauder; 1970-1969  
 Merc; Marquis; 1982-1972  
 Merc; Monterey; 1974-1965  
 Merc; Park Lane; 1968-1965  
 Ford; E350; 1989

## 8521

AmerMtrs; AMX; 1980-1979  
 AmerMtrs; Concord; 1983-1979  
 AmerMtrs; Eagle; 1988-1980  
 AmerMtrs; Spirit; 1983-1979  
 Buick; Century; 1981-1979  
 Buick; Electra; 1989-1979  
 Buick; Estate Wagon; 1979  
 Buick; Regal; 1987-1979  
 Buick; Riviera; 1985-1979  
 Buick; Roadmaster; 1995-1979  
 Buick; Skylark; 1979  
 Cad; Brougham; 1992-1987  
 Cad; Deville; 1984-1979  
 Cad; Eldorado; 1985-1979  
 Cad; Fleetwood; 1995-1989  
 Cad; Fleetwood; 1986-1980  
 Cad; Seville; 1985-1979  
 Chev; Astro; 1993-1985  
 Chev; BelAir; 1981-1979  
 Chev; Blazer Compact; 1993-1983  
 Chev; Camaro; 1992-1979  
 Chev; El Camino; 1987-1979  
 Chev; Impala; 1985-1979  
 Chev; LLV (Postal Vehicle); 1995-1987  
 Chev; Malibu; 1983-1979  
 Chev; Monte Carlo; 1988-1979  
 Chev; Nova; 1979  
 Chev; S Pickup; 1993-1982  
 GMC; Caballero; 1987-1979  
 GMC; Jimmy; 1993-1983  
 GMC; S Pickup; 1990-1985  
 GMC; Sonoma; 1993-1991  
 GMC; Typhoon; 1993-1992  
 Intnatl; Scout II; 1980-1976  
 Jeep; Cherokee; 1995-1979  
 Jeep; CJ; 1986-1979  
 Jeep; Comanche; 1992-1986  
 Jeep; Grand Cherokee; 1995-1993  
 Jeep; Grand Wagoneer; 1991-1984  
 Jeep; J Pickup; 1988-1979  
 Jeep; Scrambler; 1985-1981

## 8521 - Continued

Jeep; Wagoneer; 1990-1979  
 Jeep; Wrangler; 1995-1987  
 Jeep; YJ; 1995-1987  
 Olds; Bravada; 1993-1979  
 Olds; Cutlass; 1987-1979  
 Olds; Cutlass Cruiser; 1981-1978  
 Olds; Cutlass Supreme; 1988  
 Olds; Delta 88; 1985-1979  
 Olds; Ninety Eight; 1984-1979  
 Olds; Omega; 1979  
 Olds; Toronado; 1985-1979  
 Pont; Bonneville; 1986-1979  
 Pont; Firebird; 1992-1979  
 Pont; Grand Lemans; 1983-1979  
 Pont; Grand Prix; 1987-1979  
 Pont; Laurentian; 1981-1979  
 Pont; Lemans; 1981-1978  
 Pont; Parisienne; 1986-1979  
 Pont; Phoenix; 1979  
 Pont; Safari; 1989-1987  
 Pont; Sunbird; 1980-1979  
 Pont; Tempest; 1987

## 8522

AmerMtrs; AMX; 1980-1979  
 AmerMtrs; Concord; 1983-1979  
 AmerMtrs; Eagle; 1988-1980  
 AmerMtrs; Spirit; 1983-1979  
 Buick; Century; 1981-1979  
 Buick; Electra; 1989-1979  
 Buick; Estate Wagon; 1979  
 Buick; Regal; 1987-1979  
 Buick; Riviera; 1985-1979  
 Buick; Roadmaster; 1995-1979  
 Buick; Skylark; 1979  
 Cad; Brougham; 1992-1987  
 Cad; Deville; 1984-1979  
 Cad; Eldorado; 1985-1979  
 Cad; Fleetwood; 1995-1989  
 Cad; Fleetwood; 1986-1980  
 Cad; Seville; 1985-1979  
 Chev; Astro; 1993-1985  
 Chev; BelAir; 1981-1979  
 Chev; Blazer Compact; 1993-1983  
 Chev; Camaro; 1992-1979  
 Chev; El Camino; 1987-1979  
 Chev; Impala; 1985-1979  
 Chev; LLV (Postal Vehicle); 1995-1987  
 Chev; Malibu; 1983-1979  
 Chev; Monte Carlo; 1988-1979  
 Chev; Nova; 1979  
 Chev; S Pickup; 1993-1982  
 GMC; Caballero; 1987-1979  
 GMC; Jimmy; 1993-1983  
 GMC; S Pickup; 1990-1985  
 GMC; Sonoma; 1993-1991  
 GMC; Typhoon; 1993-1992  
 Intnatl; Scout II; 1980-1976  
 Jeep; Cherokee; 1995-1979  
 Jeep; CJ; 1986-1979  
 Jeep; Comanche; 1992-1986  
 Jeep; Grand Cherokee; 1995-1993  
 Jeep; Grand Wagoneer; 1991-1984  
 Jeep; J Pickup; 1988-1979  
 Jeep; Scrambler; 1985-1981  
 Jeep; Wagoneer; 1990-1979  
 Jeep; Wrangler; 1995-1987  
 Jeep; YJ; 1995-1987  
 Olds; Bravada; 1993-1979  
 Olds; Cutlass; 1987-1979  
 Olds; Cutlass Cruiser; 1981-1978  
 Olds; Cutlass Supreme; 1988  
 Olds; Delta 88; 1985-1979  
 Olds; Ninety Eight; 1984-1979  
 Olds; Omega; 1979  
 Olds; Toronado; 1985-1979  
 Pont; Bonneville; 1986-1979  
 Pont; Firebird; 1992-1979  
 Pont; Grand Lemans; 1983-1979  
 Pont; Grand Prix; 1987-1979  
 Pont; Laurentian; 1981-1979

## 8522 - Continued

Pont; Lemans; 1981-1978  
 Pont; Parisienne; 1986-1979  
 Pont; Phoenix; 1979  
 Pont; Safari; 1989-1987  
 Pont; Sunbird; 1980-1979  
 Pont; Tempest; 1987

## 8523

Cad; Fleetwood; 1984-1980  
 Chev; Blazer; 1982-1979  
 Chev; Blazer Full Size; 1991-1983  
 Chev; C&K Pickup; 1986-1979  
 Chev; G Van; 1995-1979  
 Chev; P Van; 1991-1979  
 Chev; R&V Pickup; 1991-1987  
 Chev; Suburban; 1991-1979  
 Dodge; D & W Pickup; 1993-1979  
 Dodge; Dakota; 1995-1987  
 Dodge; M Motor Home; 1980-1979  
 Dodge; Ramcharger; 1993-1979  
 Ford; E Van; 1982-1979  
 GMC; C&K Pickup; 1986-1979  
 GMC; G Van; 1995-1979  
 GMC; Jimmy; 1982-1979  
 GMC; Jimmy Full Size; 1991-1983  
 GMC; P Van; 1991-1977  
 GMC; R&V Pickup; 1991-1987  
 GMC; Suburban; 1991-1979  
 Ply; Trailduster; 1981-1979  
 Chev; P30; 1995  
 Chev; P30; 1990-1972  
 GMC; P3500; 1995  
 GMC; P3500; 1979-1978

## 8524

Cad; Fleetwood; 1984-1980  
 Chev; Blazer; 1982-1979  
 Chev; Blazer Full Size; 1991-1983  
 Chev; C&K Pickup; 1986-1979  
 Chev; G Van; 1995-1979  
 Chev; P Van; 1991-1979  
 Chev; R&V Pickup; 1991-1987  
 Chev; Suburban; 1991-1979  
 Dodge; D & W Pickup; 1993-1979  
 Dodge; Dakota; 1995-1987  
 Dodge; M Motor Home; 1980-1979  
 Dodge; Ramcharger; 1993-1979  
 Ford; E Van; 1982-1979  
 GMC; C&K Pickup; 1986-1979  
 GMC; G Van; 1995-1979  
 GMC; Jimmy; 1982-1979  
 GMC; Jimmy Full Size; 1991-1983  
 GMC; P Van; 1991-1977  
 GMC; R&V Pickup; 1991-1987  
 GMC; Suburban; 1991-1979  
 Ply; Trailduster; 1981-1979  
 Chev; P30; 1995  
 Chev; P30; 1990-1972  
 GMC; P3500; 1995  
 GMC; P3500; 1979-1978

## 8525

AmerMtrs; AMX; 1980-1979  
 AmerMtrs; Concord; 1983-1979  
 AmerMtrs; Eagle; 1988-1980  
 AmerMtrs; Pacer; 1980-1977  
 AmerMtrs; Spirit; 1983-1979  
 Buick; Century; 1981-1979  
 Buick; Electra; 1989-1979  
 Buick; Estate Wagon; 1979  
 Buick; Regal; 1987-1979  
 Buick; Riviera; 1985-1979  
 Buick; Roadmaster; 1995-1979  
 Buick; Skylark; 1979  
 Cad; Brougham; 1992-1987  
 Cad; Deville; 1984-1979  
 Cad; Eldorado; 1985-1979  
 Cad; Fleetwood; 1995-1989  
 Cad; Fleetwood; 1986-1980

**SYSTEM  
PUMP &  
GEAR  
IDENT.**

**SYSTEM &  
COM-  
PONENT  
IDENT.**

**PASS.  
CARS**

**LIGHT  
TRUCKS**

**MEDIUM/  
HEAVY  
TRUCKS**

**BUSES**

**HOSE  
NUMER-  
ICAL**

**REPAIR  
KITS**

**KIT  
NUMER-  
ICAL**

**ILLUST-  
RATIONS**



# Numerical Listing - Power Steering Repair Kits

|                                      | 8525 - Continued  | 8526  | 8527 - Continued   |  |
|--------------------------------------|---|---|--|--|
| <b>SYSTEM PUMP &amp; GEAR IDENT.</b> | Cad; Seville; 1985-1979<br>Chev; Astro; 1995-1985<br>Chev; BelAir; 1981-1979<br>Chev; Blazer; 1995<br>Chev; Blazer; 1982-1979<br>Chev; Blazer Compact; 1994-1993<br>Chev; Blazer Full Size; 1991-1983<br>Chev; C&K Pickup; 1995-1988<br>Chev; C&K Pickup; 1986-1979<br>Chev; Camaro; 1992-1979<br>Chev; Caprice; 1995-1979<br>Chev; El Camino; 1987-1979<br>Chev; G Van; 1995-1979<br>Chev; Impala; 1985-1979<br>Chev; Impala SS; 1995-1987<br>Chev; Malibu; 1983-1979<br>Chev; Monte Carlo; 1988-1979<br>Chev; Nova; 1979<br>Chev; P Van; 1995-1979<br>Chev; R&V Pickup; 1991-1987<br>Chev; S Pickup; 1995-1982<br>Chev; Suburban; 1995-1979<br>Chev; Tahoe; 1995  | Ford; Aerostar; 1995-1986<br>Ford; Bronco; 1995-1991<br>Ford; Bronco; 1983-1978<br>Ford; Bronco Compact; 1990-1984<br>Ford; Bronco Full Size; 1990-1984<br>Ford; Country Squire; 1991-1987<br>Ford; Custom 500; 1979-1978<br>Ford; E Van; 1995-1991<br>Ford; Escort; 1995-1981<br>Ford; EXP; 1988-1982<br>Ford; Explorer; 1995-1991<br>Ford; F Pickup; 1995-1988<br>Ford; Fairmont; 1983-1978<br>Ford; Granada; 1982-1978<br>Ford; Ltd; 1986-1978<br>Ford; Ltd II; 1979-1978<br>Ford; Ltd Crown Victoria; 1991-1987<br>Ford; Mustang; 1995-1978<br>Ford; Pinto; 1980-1978<br>Ford; Ranger; 1995-1983<br>Ford; Super Duty Pickup; 1995-1988<br>Ford; Taurus; 1995-1986<br>Ford; Tempo; 1991-1978<br>Ford; Windstar; 1995<br>Linc; Continental; 1994-1982<br>Linc; Continental; 1980<br>Linc; Mark VI; 1983-1980<br>Linc; Mark VII; 1992-1984<br>Linc; Town Car; 1990-1978<br>Mazda; B2300 Pickup; 1995-1994<br>Mazda; Navajo; 1994-1991<br>Merc; Bobcat; 1980-1978<br>Merc; Capri; 1986-1979<br>Merc; Colony Park; 1991-1987<br>Merc; Cougar; 1995-1978<br>Merc; Grand Marquis; 1991-1978<br>Merc; LN7; 1983-1982<br>Merc; Lynx; 1987-1981<br>Merc; Marquis; 1986-1978<br>Merc; Monarch; 1980-1978<br>Merc; Sable; 1995-1986<br>Merc; Topaz; 1991<br>Merc; Zephyr; 1983-1978<br>Mercur; XR4TI; 1989-1985 | Merc; Grand Marquis; 1991-1978<br>Merc; LN7; 1983-1982<br>Merc; Lynx; 1987-1981<br>Merc; Marquis; 1986-1978<br>Merc; Monarch; 1980-1978<br>Merc; Sable; 1995-1986<br>Merc; Topaz; 1991<br>Merc; Zephyr; 1983-1978<br>Mercur; XR4TI; 1989-1985  |  |
| <b>SYSTEM &amp; COMPONENT IDENT.</b> |   |   | <b>8528</b>  |  |
| <b>PASS. CARS</b>                    | Dodge; B Van; 1995-1979<br>Dodge; Dakota; 1995-1987<br>Dodge; M Motor Home; 1980-1979<br>Dodge; Ramcharger; 1993-1979<br>Ford; E Van; 1982-1979<br>GMC; C&K Pickup; 1995-1988<br>GMC; C&K Pickup; 1986-1979<br>GMC; Caballero; 1987-1979<br>GMC; G Van; 1995-1979<br>GMC; Jimmy; 1995-1992<br>GMC; Jimmy; 1982-1979<br>GMC; Jimmy Compact; 1991-1983<br>GMC; Jimmy Full Size; 1991-1983<br>GMC; P Van; 1995-1977<br>GMC; R&V Pickup; 1991-1987<br>GMC; S Pickup; 1990-1982<br>GMC; Safari; 1995-1985<br>GMC; Sonoma; 1995-1991<br>GMC; Suburban; 1995-1979<br>GMC; Syclone; 1992-1991<br>GMC; Typhoon; 1993-1992<br>GMC; Yukon; 1995-1992<br>Intrnatl; Scout II; 1980-1976<br>Jeep; Cherokee; 1995-1979<br>Jeep; CJ; 1986-1979<br>Jeep; Comanche; 1992-1986<br>Jeep; Grand Cherokee; 1995-1993<br>Jeep; Grand Wagoneer; 1991-1984<br>Jeep; J Pickup; 1988-1979<br>Jeep; Scrambler; 1985-1981<br>Jeep; Wagoneer; 1990-1979<br>Jeep; Wrangler; 1995-1987<br>Jeep; YJ; 1995-1987<br>Olds; Bravada; 1994-1979<br>Olds; Cutlass; 1987-1979<br>Olds; Cutlass Cruiser; 1981-1978<br>Olds; Cutlass Supreme; 1988<br>Olds; Delta 88; 1985-1979<br>Olds; Ninety Eight; 1984-1979<br>Olds; Omega; 1979<br>Olds; Toronado; 1985-1979<br>Ply; Trailduster; 1981-1979<br>Pont; Bonneville; 1986-1979<br>Pont; Firebird; 1992-1979<br>Pont; Grand Lemans; 1983-1979<br>Pont; Grand Prix; 1987-1979<br>Pont; Laurentian; 1981-1979<br>Pont; Lemans; 1981-1979<br>Pont; Parisienne; 1986-1979<br>Pont; Phoenix; 1979<br>Pont; Safari; 1989-1987<br>Pont; Sunbird; 1980-1979<br>Pont; Tempest; 1987<br>Chev; P30; 1995<br>Chev; P30; 1990-1972<br>GMC; P3500; 1995<br>GMC; P3500; 1979-1978 |   |  | Buick; Century; 1981-1978<br>Buick; Regal; 1983-1977<br>Buick; Skyhawk; 1980-1977<br>Chev; Camaro; 1983-1977<br>Chev; El Camino; 1984-1977<br>Chev; Malibu; 1983-1977<br>Chev; Monte Carlo; 1984-1977<br>Chev; Monza; 1980-1977<br>Chev; Nova; 1979-1977<br>Chev; Vega; 1977<br>GMC; Caballero; 1984-1977<br>Olds; Cutlass; 1984-1977<br>Olds; Cutlass Cruiser; 1981-1978<br>Olds; Omega; 1978-1977<br>Olds; Starfire; 1980-1977<br>Pont; Astre; 1977-1975<br>Pont; Firebird; 1983-1982<br>Pont; Grand Am; 1980-1978<br>Pont; Grand Lemans; 1981-1977<br>Pont; Grand Prix; 1981-1977<br>Pont; Lemans; 1981-1977<br>Pont; Phoenix; 1979-1977<br>Pont; Sunbird; 1980-1977<br>Pont; Ventura; 1977 |
| <b>LIGHT TRUCKS</b>                  |   |   |  |  |
| <b>MEDIUM/HEAVY TRUCKS</b>           |   |   |  |  |
| <b>BUSES</b>                         |   |   | <b>8529</b>  |  |
| <b>HOSE NUMERICAL</b>                |   |   | Buick; Century; 1981-1978<br>Buick; Regal; 1983-1977<br>Buick; Skyhawk; 1980-1977<br>Chev; Camaro; 1983-1977<br>Chev; El Camino; 1984-1977<br>Chev; Malibu; 1983-1977<br>Chev; Monte Carlo; 1984-1977<br>Chev; Monza; 1980-1977<br>Chev; Nova; 1979-1977<br>Chev; Vega; 1977<br>GMC; Caballero; 1984-1977<br>Olds; Cutlass; 1984-1977<br>Olds; Cutlass Cruiser; 1981-1978<br>Olds; Omega; 1978-1977<br>Olds; Starfire; 1980-1977<br>Pont; Astre; 1977-1975<br>Pont; Firebird; 1983-1982<br>Pont; Grand Am; 1980-1978<br>Pont; Grand Lemans; 1981-1977<br>Pont; Grand Prix; 1981-1977<br>Pont; Lemans; 1981-1977<br>Pont; Phoenix; 1979-1977<br>Pont; Sunbird; 1980-1977<br>Pont; Ventura; 1977 |  |
| <b>REPAIR KITS</b>                   |   |   |  |  |
| <b>KIT NUMERICAL</b>                 |   |   | <b>8530</b>  |  |
| <b>ILLUSTRATIONS</b>                 |   |   | Buick; Century; 1981-1978<br>Buick; Regal; 1983-1977<br>Buick; Skyhawk; 1980-1977<br>Chev; Camaro; 1983-1977<br>Chev; El Camino; 1984-1977<br>Chev; Malibu; 1983-1977<br>Chev; Monte Carlo; 1984-1977<br>Chev; Monza; 1980-1977<br>Chev; Nova; 1979-1977<br>Chev; Vega; 1977<br>GMC; Caballero; 1984-1977<br>Olds; Cutlass; 1984-1977<br>Olds; Cutlass Cruiser; 1981-1978<br>Olds; Omega; 1978-1977<br>Olds; Starfire; 1980-1977<br>Pont; Astre; 1977-1975   |  |
|                                      |   | <b>8527</b>   |  |  |
|                                      |   | Ford; Aerostar; 1995-1986<br>Ford; Bronco; 1995-1991<br>Ford; Bronco; 1983-1978<br>Ford; Bronco Compact; 1990-1984<br>Ford; Bronco Full Size; 1990-1984<br>Ford; Country Squire; 1991-1987<br>Ford; Custom 500; 1979-1978<br>Ford; E Van; 1995-1991<br>Ford; Escort; 1995-1981<br>Ford; EXP; 1988-1982<br>Ford; Explorer; 1995-1991<br>Ford; F Pickup; 1995-1988<br>Ford; Fairmont; 1983-1978<br>Ford; Granada; 1982-1978<br>Ford; Ltd; 1986-1978<br>Ford; Ltd II; 1979-1978<br>Ford; Ltd Crown Victoria; 1991-1987<br>Ford; Mustang; 1995-1978<br>Ford; Pinto; 1980-1978<br>Ford; Ranger; 1995-1983<br>Ford; Super Duty Pickup; 1995-1988<br>Ford; Taurus; 1995-1986<br>Ford; Tempo; 1991-1978<br>Ford; Windstar; 1995<br>Linc; Continental; 1994-1982<br>Linc; Continental; 1980<br>Linc; Mark VI; 1983-1980<br>Linc; Mark VII; 1992-1984<br>Linc; Town Car; 1990-1978<br>Mazda; B2300 Pickup; 1995-1994<br>Mazda; Navajo; 1994-1991<br>Merc; Bobcat; 1980-1978<br>Merc; Capri; 1986-1979<br>Merc; Colony Park; 1991-1987<br>Merc; Cougar; 1995-1978  |  |  |

# Numerical Listing - Power Steering Repair Kits

## 8530 - Continued

Pont; Firebird; 1983-1982  
 Pont; Grand Am; 1980-1978  
 Pont; Grand Lemans; 1981-1977  
 Pont; Grand Prix; 1981-1977  
 Pont; Lemans; 1981-1977  
 Pont; Phoenix; 1979-1977  
 Pont; Sunbird; 1980-1977  
 Pont; Ventura; 1977

## 8531

Ford; Bronco; 1979-1978  
 Ford; Country Sedan; 1974  
 Ford; Country Squire; 1974  
 Ford; Custom 500; 1977-1974  
 Ford; Elite; 1976-1975  
 Ford; F Pickup; 1977-1973  
 Ford; Galaxie 500; 1974  
 Ford; Gran Torino; 1976-1972  
 Ford; Ltd; 1977-1974  
 Ford; Ltd II; 1977  
 Ford; Ranch Wagon; 1974-1972  
 Ford; Ranchero; 1977-1972  
 Ford; Thunderbird; 1977-1973  
 Ford; Torino; 1976-1972  
 Linc; Continental; 1977-1972  
 Linc; Mark IV; 1976-1972  
 Linc; Mark V; 1977  
 Merc; Colony Park; 1974-1973  
 Merc; Cougar; 1977-1974  
 Merc; Grand Marquis; 1977-1975  
 Merc; Marquis; 1977-1973  
 Merc; Montego; 1976-1972  
 Merc; Monterey; 1974-1973  
 Ford; E350; 1989  
 Ford; F Super Duty; 1989-1988

## 8532

Ford; Bronco; 1979-1978  
 Ford; Country Sedan; 1974  
 Ford; Country Squire; 1974  
 Ford; Custom 500; 1977-1974  
 Ford; Elite; 1976-1975  
 Ford; F Pickup; 1977-1973  
 Ford; Galaxie 500; 1974  
 Ford; Gran Torino; 1976-1972  
 Ford; Ltd; 1977-1974  
 Ford; Ltd II; 1977  
 Ford; Ranch Wagon; 1974-1972  
 Ford; Ranchero; 1977-1972  
 Ford; Thunderbird; 1977-1973  
 Ford; Torino; 1976-1972  
 Linc; Continental; 1977-1972  
 Linc; Mark IV; 1976-1972  
 Linc; Mark V; 1977  
 Merc; Colony Park; 1974-1973  
 Merc; Cougar; 1977-1974  
 Merc; Grand Marquis; 1977-1975  
 Merc; Marquis; 1977-1973  
 Merc; Montego; 1976-1972  
 Merc; Monterey; 1974-1973  
 Ford; E350; 1989  
 Ford; F Super Duty; 1989-1988

## 8537

Chev; Beaumont; 1965-1964  
 Chev; BelAir; 1964-1960  
 Chev; Biscayne; 1964-1960  
 Chev; C&K Pickup; 1968-1963  
 Chev; Chevy II; 1967-1962  
 Chev; Corvette; 1982-1962  
 Chev; Impala; 1964-1960  
 Chev; Suburban; 1968  
 Chev; Suburban; 1966-1963  
 GMC; C&K Pickup; 1968  
 GMC; Suburban; 1968

## 8538

Chry; Cordoba; 1983-1975  
 Chry; Fifth Ave.; 1989-1981

## 8538 - Continued

Chry; Imperial; 1975-1958  
 Chry; Lebaron; 1981-1977  
 Chry; Lebaron; 1967-1958  
 Chry; New Yorker; 1982-1958  
 Chry; Newport; 1981-1958  
 Chry; Town & Country; 1981-1971  
 Chry; Windsor; 1961-1958  
 Chry; 300; 1971-1958  
 Dodge; Aspen; 1980-1976  
 Dodge; B Van; 1993-1971  
 Dodge; CB Van; 1980-1972  
 Dodge; Charger; 1978-1973  
 Dodge; Coronet; 1976-1973  
 Dodge; Coronet; 1959-1958  
 Dodge; Custom 880; 1965-1963  
 Dodge; Dart; 1976-1973  
 Dodge; Diplomat; 1989-1977  
 Dodge; Magnum; 1979-1978  
 Dodge; MB Van; 1980-1972  
 Dodge; Mirada; 1983-1980  
 Dodge; Monaco; 1978-1965  
 Dodge; Polara; 1973-1965  
 Dodge; Polara; 1961-1960  
 Dodge; Royal Monaco; 1977-1975  
 Dodge; St. Regis; 1981-1979  
 Ply; B Van; 1983-1974  
 Ply; Barracuda; 1974-1973  
 Ply; Belvedere; 1961-1958  
 Ply; Caravelle; 1988-1989  
 Ply; Duster; 1976-1973  
 Ply; Fury; 1978-1965  
 Ply; Fury; 1961-1959  
 Ply; Gran Fury; 1989-1980  
 Ply; Gran Fury; 1977-1973  
 Ply; Savoy; 1961-1958  
 Ply; Scamp; 1976-1973  
 Ply; Valiant; 1976-1973  
 Ply; Volare; 1980-1976

## 8539

Dodge; Charger; 1972-1966  
 Dodge; Coronet; 1972-1965  
 Dodge; Custom 880; 1962  
 Dodge; Dart; 1972-1962  
 Dodge; Lancer; 1962  
 Dodge; Polara; 1964-1962  
 Dodge; 330; 1964-1970  
 Ply; Barracuda; 1972-1967  
 Ply; Belvedere; 1970-1962  
 Ply; Duster; 1972-1970  
 Ply; Fury; 1964-1962  
 Ply; Road Runner; 1972-1962  
 Ply; Scamp; 1972-1962

## 8540

Ford; Bronco; 1979-1978  
 Ford; Country Sedan; 1974  
 Ford; Country Squire; 1974  
 Ford; Custom 500; 1977-1974  
 Ford; Elite; 1976-1975  
 Ford; F Pickup; 1977-1973  
 Ford; Galaxie 500; 1974  
 Ford; Gran Torino; 1976-1972  
 Ford; Ltd; 1977-1974  
 Ford; Ltd II; 1977  
 Ford; Ranch Wagon; 1974-1972  
 Ford; Ranchero; 1977-1972  
 Ford; Thunderbird; 1977-1973  
 Ford; Torino; 1976-1972  
 Linc; Continental; 1977-1972  
 Linc; Mark IV; 1976-1972  
 Linc; Mark V; 1977  
 Merc; Colony Park; 1974-1973  
 Merc; Cougar; 1977-1974  
 Merc; Grand Marquis; 1977-1975  
 Merc; Marquis; 1977-1973  
 Merc; Montego; 1976-1972  
 Merc; Monterey; 1974-1973  
 Ford; E350; 1989  
 Ford; F Super Duty; 1989-1988

## 8553

Chry; Cordoba; 1983-1975  
 Chry; Fifth Ave.; 1989-1981  
 Chry; Imperial; 1975-1958  
 Chry; Lebaron; 1981-1977  
 Chry; Lebaron; 1967-1958  
 Chry; New Yorker; 1982-1958  
 Chry; Newport; 1981-1958  
 Chry; Town & Country; 1981-1971  
 Chry; Windsor; 1961-1958  
 Chry; 300; 1971-1958  
 Dodge; Aspen; 1980-1976  
 Dodge; B Van; 1993-1971  
 Dodge; CB Van; 1980-1972  
 Dodge; Challenger; 1974-1970  
 Dodge; Charger; 1978-1966  
 Dodge; Coronet; 1976-1965  
 Dodge; Coronet; 1959-1958  
 Dodge; Custom 880; 1965-1962  
 Dodge; Dart; 1976-1962  
 Dodge; Diplomat; 1989-1977  
 Dodge; Lancer; 1962  
 Dodge; Magnum; 1979-1978  
 Dodge; MB Van; 1980-1972  
 Dodge; Mirada; 1983-1980  
 Dodge; Monaco; 1978-1965  
 Dodge; Polara; 1973-1960  
 Dodge; Royal Monaco; 1977-1975  
 Dodge; St. Regis; 1981-1979  
 Dodge; 330; 1964-1963  
 Ply; B Van; 1983-1974  
 Ply; Barracuda; 1974-1967  
 Ply; Belvedere; 1970-1958  
 Ply; Caravelle; 1988-1989  
 Ply; Duster; 1976-1970  
 Ply; Fury; 1978-1959  
 Ply; Gran Fury; 1989-1980  
 Ply; Gran Fury; 1977-1971  
 Ply; Satellite; 1974-1958  
 Ply; Scamp; 1976-1971  
 Ply; Valiant; 1976-1962  
 Ply; Volare; 1980-1976

## 8554

Asuna; GT; 1993  
 Asuna; SE; 1993  
 Buick; Century; 1991-1983  
 Buick; Electra; 1990-1985  
 Buick; Lesabre; 1991-1986  
 Buick; Park Ave.; 1991  
 Buick; Reatta; 1991-1988  
 Buick; Regal; 1991-1988  
 Buick; Riviera; 1991-1986  
 Buick; Skyhawk; 1989-1984  
 Buick; Skylark; 1991-1985  
 Cad; Allante; 1993  
 Cad; Allante; 1990-1985  
 Cad; Deville; 1990-1985  
 Cad; Eldorado; 1993  
 Cad; Eldorado; 1990-1986  
 Cad; Fleetwood; 1988-1985  
 Cad; Seville; 1993  
 Cad; Seville; 1990-1986  
 Chev; Astro; 1990-1985  
 Chev; Beretta; 1989-1983  
 Chev; Cavalier; 1989-1985  
 Chev; Celebrity; 1990-1987  
 Chev; Celebrity; 1985-1983  
 Chev; Corsica; 1989-1987  
 Chev; Corvette; 1995-1990  
 Chev; G Van; 1988-1985  
 Chev; LLV (Postal Vehicle); 1993-1987  
 Chev; Lumina APV; 1995-1990  
 Chev; S Pickup; 1993-1983  
 Chev; Spectrum; 1988-1985  
 Chry; Concorde; 1994-1993  
 Chry; Dynasty; 1993-1992  
 Chry; Intrepid; 1994  
 Chry; New Yorker; 1994-1992  
 Dodge; Dakota; 1991  
 Dodge; Dynasty; 1993-1992  
 Dodge; Intrepid; 1994-1993

SYSTEM  
PUMP &  
GEAR  
IDENT.

SYSTEM &  
COM-  
PONENT  
IDENT.

PASS.  
CARS

LIGHT  
TRUCKS

MEDIUM/  
HEAVY  
TRUCKS

BUSES

HOSE  
NUMER-  
ICAL

REPAIR  
KITS

KIT  
NUMER-  
ICAL

ILLUSTRATIONS

# Numerical Listing - Power Steering Repair Kits

|                                      | <b>8554 - Continued</b>   | <b>8561 - Continued</b>                      | <b>8565</b>  |             |   |
|--------------------------------------|---|--|--|-------------|---|
| <b>SYSTEM PUMP &amp; GEAR IDENT.</b> | Eagle; Premier; 1989-1988<br>Eagle; Vision; 1994-1993<br>Ford; Bronco Compact; 1985<br>Ford; Ranger; 1987-1983<br>Geo; Spectrum; 1989<br>GMC; G Van; 1988-1985<br>GMC; Jimmy Compact; 1988-1985<br>GMC; S Pickup; 1990-1984<br>GMC; Safari; 1990-1985<br>GMC; Sonoma; 1993-1991<br>Isuzu; I-Mark; 1989-1985<br>Jeep; Cherokee; 1995-1987<br>Jeep; Comanche; 1992-1987<br>Jeep; Grand Cherokee; 1995-1993<br>Jeep; Wagoneer; 1990-1987<br>Jeep; Wrangler; 1995-1991<br>Jeep; YJ; 1995-1991<br>Merkur; Scorpio; 1989-1988<br>Olds; Aurora; 1995<br>Olds; Calais; 1987-1985<br>Olds; Cutlass Calais; 1991-1988<br>Olds; Cutlass Ciera; 1991-1983<br>Olds; Cutlass Cruiser; 1991<br>Olds; Cutlass Supreme; 1988<br>Olds; Delta 88; 1988-1986<br>Olds; Eighty Eight; 1991-1985<br>Olds; Ninety Eight; 1991-1985<br>Olds; Silhouette; 1994-1986<br>Pont; Bonneville; 1991-1986<br>Pont; Firebird; 1983<br>Pont; Grand Am; 1990-1985<br>Pont; Grand Prix; 1988<br>Pont; Lemans; 1993-1988<br>Pont; Sunbird; 1991-1985<br>Pont; Sunburst; 1988-1985<br>Pont; Tempest; 1989-1988<br>Pont; Trans Sport; 1995-1990<br>Pont; 6000; 1990-1987<br>Pont; 6000; 1985-1983<br>Renault; Alliance; 1987-1985<br>Renault; Fuego; 1985-1984<br>Renault; Sportwagon; 1986-1984<br>Saab; 900; 1993-1986<br>Saab; 9000; 1990-1986<br>VW; Cabriolet; 1993-1985<br>VW; Corrado; 1991-1990<br>VW; Golf; 1992-1985<br>VW; Jetta; 1992-1984<br>VW; Passat; 1993-1990<br>VW; Rabbit; 1984<br>VW; Scirocco; 1989-1984<br>Volvo; 240; 1990-1985<br>Volvo; 740; 1992-1985<br>Volvo; 760; 1990-1985<br>Volvo; 780; 1991-1989<br>Volvo; 940; 1995-1991 | <b>8561</b>                                  | Chev; Celebrity; 1985-1983<br>Chev; Corsica; 1989-1987<br>Chev; Corvette; 1995-1990<br>Chev; G Van; 1988-1985<br>Chev; LLV (Postal Vehicle); 1993-1987<br>Chev; Lumina APV; 1995-1990<br>Chev; S Pickup; 1993-1983<br>Chev; Spectrum; 1988-1985<br>Chry; Concorde; 1994-1993<br>Chry; Dynasty; 1993-1992<br>Chry; Intrepid; 1994<br>Chry; New Yorker; 1994-1992<br>Dodge; Dakota; 1991<br>Dodge; Dynasty; 1993-1992<br>Dodge; Intrepid; 1994-1993<br>Eagle; Premier; 1989-1988<br>Eagle; Vision; 1994-1993<br>Ford; Bronco Compact; 1985<br>Ford; Ranger; 1987-1983<br>Geo; Spectrum; 1989<br>GMC; G Van; 1988-1985<br>GMC; Jimmy Compact; 1988-1985<br>GMC; S Pickup; 1990-1984<br>GMC; Safari; 1990-1985<br>GMC; Sonoma; 1993-1991<br>Isuzu; I-Mark; 1989-1985<br>Jeep; Cherokee; 1995-1987<br>Jeep; Comanche; 1992-1987<br>Jeep; Grand Cherokee; 1995-1993<br>Jeep; Wagoneer; 1990-1987<br>Jeep; Wrangler; 1995-1991<br>Jeep; YJ; 1995-1991<br>Merkur; Scorpio; 1989-1988<br>Olds; Aurora; 1995<br>Olds; Calais; 1987-1985<br>Olds; Cutlass Calais; 1991-1988<br>Olds; Cutlass Ciera; 1991-1983<br>Olds; Cutlass Cruiser; 1991<br>Olds; Cutlass Supreme; 1988<br>Olds; Delta 88; 1988-1986<br>Olds; Eighty Eight; 1991-1985<br>Olds; Ninety Eight; 1991-1985<br>Olds; Silhouette; 1994-1986<br>Pont; Bonneville; 1991-1986<br>Pont; Firebird; 1983<br>Pont; Grand Am; 1990-1985<br>Pont; Grand Prix; 1988<br>Pont; Lemans; 1993-1988<br>Pont; Sunbird; 1991-1985<br>Pont; Sunburst; 1988-1985<br>Pont; Tempest; 1989-1988<br>Pont; Trans Sport; 1995-1990<br>Pont; 6000; 1990-1987<br>Pont; 6000; 1985-1983<br>Renault; Alliance; 1987-1985<br>Renault; Fuego; 1985-1984<br>Renault; Sportwagon; 1986-1984<br>Saab; 900; 1993-1986<br>Saab; 9000; 1990-1986<br>VW; Cabriolet; 1993-1985<br>VW; Corrado; 1991-1990<br>VW; Golf; 1992-1985<br>VW; Jetta; 1992-1984<br>VW; Passat; 1993-1990<br>VW; Rabbit; 1984<br>VW; Scirocco; 1989-1984<br>Volvo; 240; 1990-1985<br>Volvo; 740; 1992-1985<br>Volvo; 760; 1990-1985<br>Volvo; 780; 1991-1989<br>Volvo; 940; 1995-1991 | <b>8562</b> | Ford; Fairmont; 1983-1978<br>Ford; Granada; 1982-1981<br>Ford; Ltd; 1986-1983<br>Ford; Mustang; 1995-1975<br>Ford; Pinto; 1980-1975<br>Ford; Thunderbird; 1995-1991<br>Ford; Thunderbird; 1988-1980<br>Linc; Continental; 1987-1982<br>Linc; Mark VII; 1992-1984<br>Merc; Bobcat; 1980-1979<br>Merc; Cougar; 1995-1980<br>Merc; Marquis; 1986-1983<br>Merc; Zephyr; 1983-1978 |
| <b>SYSTEM &amp; COMPONENT IDENT.</b> |   |  | <b>8568</b>  |             |   |
| <b>PASS. CARS</b>                    |   |  | AmerMtrs; Pacer; 1980-1975   |             |   |
| <b>LIGHT TRUCKS</b>                  |   |  | <b>8570</b>  |             |   |
| <b>MEDIUM/HEAVY TRUCKS</b>           |   |  | Buick; Skylark; 1981-1980<br>Chev; Citation; 1981-1980<br>Dodge; Omni; 1982-1978<br>Dodge; Rampage; 1982<br>Olds; Omega; 1981-1980<br>Ply; Horizon; 1982-1978<br>Pont; Phoenix; 1981-1980  |             |   |
| <b>BUSES</b>                         |   |  | <b>8571</b>  |             |   |
| <b>HOSE NUMERICAL</b>                |   |  | Buick; Century; 1995-1982<br>Buick; Electra; 1990-1985<br>Buick; Lesabre; 1995-1986<br>Buick; Park Ave.; 1995-1991<br>Buick; Reatta; 1991-1988<br>Buick; Regal; 1995-1988<br>Buick; Riviera; 1995<br>Buick; Riviera; 1993-1986<br>Buick; Skyhawk; 1989-1982<br>Buick; Skylark; 1995-1980<br>Buick; Somerset; 1987-1985<br>Cad; Allante; 1993-1985<br>Cad; Eldorado; 1993-1986<br>Cad; Fleetwood; 1993-1985<br>Cad; Seville; 1995-1986<br>Cad; Sixty Special; 1993<br>Chev; Beretta; 1995-1987<br>Chev; Camaro; 1995-1993<br>Chev; Cavalier; 1995-1982<br>Chev; Celebrity; 1990-1982<br>Chev; Chevette; 1987-1981<br>Chev; Citation; 1985-1980<br>Chev; Corsica; 1995-1987<br>Chev; Corvette; 1991-1990<br>Chev; Lumina APV; 1995-1990<br>Chev; Monte Carlo; 1995<br>Chry; Daytona; 1986-1984<br>Chry; E Class; 1984-1983<br>Chry; Executive; 1986-1983<br>Chry; Fifth Ave.; 1983<br>Chry; Laser; 1986-1984<br>Chry; Lebaron; 1988-1982<br>Chry; New Yorker; 1986-1983<br>Chry; Town & Country; 1986-1982<br>Dodge; Aries; 1987-1981<br>Dodge; Charger; 1987-1983<br>Dodge; Daytona; 1986-1984<br>Dodge; Expo; 1987-1985<br>Dodge; Omni; 1987-1978<br>Dodge; Rampage; 1984-1982<br>Dodge; 400; 1983-1982<br>Dodge; 600; 1986-1983<br>Olds; Calais; 1987-1985<br>Olds; Cutlass Calais; 1991-1988<br>Olds; Cutlass Ciera; 1995-1982<br>Olds; Cutlass Cruiser; 1994-1990<br>Olds; Cutlass Supreme; 1995-1985<br>Olds; Eighty Eight; 1995-1982<br>Olds; Ninety Eight; 1995-1992<br>Olds; Ninety Eight; 1990-1980<br>Olds; Silhouette; 1995-1990<br>Olds; Toronado; 1992-1986  |             |   |
| <b>REPAIR KITS</b>                   |   |  |  |             |   |
| <b>KIT NUMERICAL</b>                 |   |  |  |             |   |
| <b>ILLUSTRATIONS</b>                 |   |  |  |             |   |
|                                      |   | <b>8564</b>                                  |  |             |   |
|                                      |   | Ford; EXP; 1983-1981<br>Merc; LN7; 1983-1981 |  |             |   |



# Numerical Listing - Power Steering Repair Kits

| 8571 - Continued  | 8572 - Continued  | 8580 - Continued  |
|---|---|---|
| <p>Ply; Caravelle; 1986-1983<br/>                     Ply; Expo; 1987<br/>                     Ply; Horizon; 1987-1978<br/>                     Ply; Reliant; 1986-1981<br/>                     Pont; Acadian; 1987-1981<br/>                     Pont; Bonneville; 1995-1987<br/>                     Pont; Grand Am; 1995-1985<br/>                     Pont; Grand Prix; 1995-1988<br/>                     Pont; J2000; 1982<br/>                     Pont; Phoenix; 1984-1980<br/>                     Pont; Sunbird; 1994-1985<br/>                     Pont; Sunfire; 1995<br/>                     Pont; T1000; 1982-1981<br/>                     Pont; Tempest; 1991-1988<br/>                     Pont; Trans Sport; 1995-1990<br/>                     Pont; 1000; 1987-1983<br/>                     Pont; 2000; 1983-1984<br/>                     Pont; 6000; 1991-1982<br/>                     Saturn; S-Series; 1995-1991</p> <p style="text-align: center;"><b>8572</b></p> <p>Buick; Century; 1995-1982<br/>                     Buick; Electra; 1990-1985<br/>                     Buick; Lesabre; 1995-1986<br/>                     Buick; Park Ave.; 1995-1991<br/>                     Buick; Reatta; 1991-1988<br/>                     Buick; Regal; 1995-1988<br/>                     Buick; Riviera; 1995<br/>                     Buick; Riviera; 1993-1986<br/>                     Buick; Skyhawk; 1989-1982<br/>                     Buick; Skylark; 1995-1980<br/>                     Buick; Somerset; 1987-1985<br/>                     Cad; Allante; 1993-1985<br/>                     Cad; Eldorado; 1993-1986<br/>                     Cad; Fleetwood; 1993-1985<br/>                     Cad; Seville; 1995-1986<br/>                     Cad; Sixty Special; 1993<br/>                     Chev; Beretta; 1995-1987<br/>                     Chev; Camaro; 1995-1993<br/>                     Chev; Cavalier; 1995-1982<br/>                     Chev; Celebrity; 1990-1982<br/>                     Chev; Chevette; 1987-1981<br/>                     Chev; Citation; 1985-1980<br/>                     Chev; Corsica; 1995-1987<br/>                     Chev; Corvette; 1991-1990<br/>                     Chev; Lumina APV; 1995-1990<br/>                     Chev; Monte Carlo; 1995<br/>                     Chry; Daytona; 1986-1984<br/>                     Chry; E Class; 1984-1983<br/>                     Chry; Executive; 1986-1983<br/>                     Chry; Fifth Ave.; 1983<br/>                     Chry; Laser; 1986-1984<br/>                     Chry; Lebaron; 1988-1982<br/>                     Chry; New Yorker; 1986-1983<br/>                     Chry; Town &amp; Country; 1986-1982<br/>                     Dodge; Aries; 1987-1981<br/>                     Dodge; Charger; 1987-1983<br/>                     Dodge; Daytona; 1986-1984<br/>                     Dodge; Expo; 1987-1985<br/>                     Dodge; Omni; 1987-1985<br/>                     Dodge; Omni; 1987-1978<br/>                     Dodge; Rampage; 1984-1982<br/>                     Dodge; 400; 1983-1982<br/>                     Dodge; 600; 1986-1983<br/>                     Olds; Calais; 1987-1985<br/>                     Olds; Cutlass Calais; 1991-1988<br/>                     Olds; Cutlass Ciera; 1995-1982<br/>                     Olds; Cutlass Cruiser; 1994-1990<br/>                     Olds; Cutlass Supreme; 1995-1988<br/>                     Olds; Delta 88; 1988-1985<br/>                     Olds; Eighty Eight; 1995-1982<br/>                     Olds; Ninety Eight; 1995-1992<br/>                     Olds; Ninety Eight; 1990-1980<br/>                     Olds; Silhouette; 1995-1990<br/>                     Olds; Toronado; 1992-1986<br/>                     Ply; Caravelle; 1986-1983<br/>                     Ply; Expo; 1987<br/>                     Ply; Horizon; 1987-1978<br/>                     Ply; Reliant; 1986-1981<br/>                     Pont; Acadian; 1987-1981<br/>                     Pont; Bonneville; 1995-1987<br/>                     Pont; Grand Am; 1995-1985</p> | <p>Pont; Grand Prix; 1995-1988<br/>                     Pont; J2000; 1982<br/>                     Pont; Phoenix; 1984-1980<br/>                     Pont; Sunbird; 1994-1985<br/>                     Pont; Sunfire; 1995<br/>                     Pont; T1000; 1982-1981<br/>                     Pont; Tempest; 1991-1988<br/>                     Pont; Trans Sport; 1995-1990<br/>                     Pont; 1000; 1987-1983<br/>                     Pont; 2000; 1983-1984<br/>                     Pont; 6000; 1991-1982<br/>                     Saturn; S-Series; 1995-1991</p> <p style="text-align: center;"><b>8576</b></p> <p>Chry; Cordoba; 1983-1982<br/>                     Chry; Daytona; 1986-1984<br/>                     Chry; E Class; 1984-1983<br/>                     Chry; Executive; 1986-1983<br/>                     Chry; Fifth Ave.; 1983<br/>                     Chry; Laser; 1986-1984<br/>                     Chry; Lebaron; 1988-1982<br/>                     Chry; New Yorker; 1986-1983<br/>                     Chry; Town &amp; Country; 1986-1982<br/>                     Dodge; Aries; 1987-1981<br/>                     Dodge; Charger; 1987-1983<br/>                     Dodge; Daytona; 1986-1984<br/>                     Dodge; Expo; 1987-1985<br/>                     Dodge; Omni; 1987-1983<br/>                     Dodge; Shadow; 1988-1987<br/>                     Dodge; 400; 1983-1982<br/>                     Dodge; 600; 1986-1983<br/>                     Ply; Caravelle; 1986-1983<br/>                     Ply; Expo; 1987<br/>                     Ply; Horizon; 1987-1983<br/>                     Ply; Reliant; 1986-1981</p> <p style="text-align: center;"><b>8579</b></p> <p>Chry; Cirrus; 1995<br/>                     Chry; Daytona; 1993-1987<br/>                     Chry; Dynasty; 1993-1988<br/>                     Chry; E Class; 1984-1983<br/>                     Chry; Executive; 1986-1983<br/>                     Chry; Fifth Ave.; 1983<br/>                     Chry; Imperial; 1993-1990<br/>                     Chry; Lebaron; 1995-1983<br/>                     Chry; Town &amp; Country; 1988-1982<br/>                     Chry; Town &amp; Country Van; 1995-1990<br/>                     Dodge; Aries; 1987-1981<br/>                     Dodge; Aries America; 1989-1988<br/>                     Dodge; Caravan; 1995-1987<br/>                     Dodge; Daytona; 1993-1987<br/>                     Dodge; Dynasty; 1993-1988<br/>                     Dodge; Grand Caravan; 1995-1987<br/>                     Dodge; Lancer; 1989-1984<br/>                     Dodge; Omni; 1990-1988<br/>                     Dodge; Shadow; 1994-1987<br/>                     Dodge; Spirit; 1995-1989<br/>                     Dodge; Stratus; 1995<br/>                     Dodge; 400; 1983-1982<br/>                     Dodge; 600; 1988-1983<br/>                     Ply; Acclaim; 1994-1983<br/>                     Ply; Expo; 1989-1988<br/>                     Ply; Grand Voyager; 1995-1987<br/>                     Ply; Horizon; 1990-1981<br/>                     Ply; Sundance; 1994-1987<br/>                     Ply; Voyager; 1995-1984</p> <p style="text-align: center;"><b>8580</b></p> <p>Buick; Century; 1993-1982<br/>                     Buick; Electra; 1990-1985<br/>                     Buick; Lesabre; 1991-1986<br/>                     Buick; Park Ave.; 1991<br/>                     Buick; Reatta; 1991-1988<br/>                     Buick; Regal; 1993-1988<br/>                     Buick; Riviera; 1993-1986<br/>                     Buick; Skylark; 1984-1982<br/>                     Cad; Allante; 1992-1987<br/>                     Cad; Deville; 1993-1985<br/>                     Cad; Eldorado; 1992-1986</p> | <p>Cad; Fleetwood; 1993-1985<br/>                     Cad; Seville; 1992-1986<br/>                     Chev; Celebrity; 1990-1982<br/>                     Chev; Citation; 1985-1982<br/>                     Chev; Lumina; 1995-1990<br/>                     Olds; Custom Cruiser; 1992-1986<br/>                     Olds; Cutlass Ciera; 1993-1990<br/>                     Olds; Cutlass Supreme; 1993-1988<br/>                     Olds; Delta 88; 1988-1985<br/>                     Olds; Eighty Eight; 1992-1989<br/>                     Olds; Ninety Eight; 1991-1982<br/>                     Olds; Toronado; 1992-1986<br/>                     Pont; Bonneville; 1991-1987<br/>                     Pont; Grand Prix; 1991-1988<br/>                     Pont; Phoenix; 1984-1982<br/>                     Pont; 6000; 1991-1982</p> <p style="text-align: center;"><b>8581</b></p> <p>Buick; Skyhawk; 1984-1982<br/>                     Cad; Cimarron; 1984-1982<br/>                     Chev; Cavalier; 1984-1982<br/>                     Olds; Firenza; 1984-1982<br/>                     Pont; J2000; 1982<br/>                     Pont; Sunbird; 1986-1985<br/>                     Pont; 2000; 1983-1984</p> <p style="text-align: center;"><b>8582</b></p> <p>Buick; Skyhawk; 1986-1982<br/>                     Buick; Skylark; 1986-1985<br/>                     Cad; Cimarron; 1986-1982<br/>                     Chev; Cavalier; 1986-1982<br/>                     Olds; Calais; 1986-1982<br/>                     Pont; Grand Am; 1986-1985<br/>                     Pont; J2000; 1982<br/>                     Pont; Sunbird; 1986-1985<br/>                     Pont; 2000; 1983-1984</p> <p style="text-align: center;"><b>8584</b></p> <p>Chev; Chevette; 1987-1984<br/>                     Pont; Acadian; 1987-1984<br/>                     Pont; 1000; 1987-1984</p> <p style="text-align: center;"><b>8585</b></p> <p>Ford; EXP; 1983-1981<br/>                     Merc; LN7; 1983-1981</p> <p style="text-align: center;"><b>8588</b></p> <p>Ford; Aerostar; 1995-1986<br/>                     Ford; Fairmont; 1983-1978<br/>                     Ford; Granada; 1982-1981<br/>                     Ford; Ltd; 1986-1983<br/>                     Ford; Mustang; 1992-1979<br/>                     Ford; Taurus; 1995-1986<br/>                     Ford; Thunderbird; 1995-1980<br/>                     Linc; Continental; 1995-1982<br/>                     Linc; Mark VII; 1992-1984<br/>                     Merc; Capri; 1986-1979<br/>                     Merc; Cougar; 1995-1980<br/>                     Merc; Marquis; 1986-1983<br/>                     Merc; Sable; 1995-1986<br/>                     Merc; Tracer; 1995-1991<br/>                     Merc; Zephyr; 1983-1978</p> <p style="text-align: center;"><b>8589</b></p> <p>Ford; Fairmont; 1983-1978<br/>                     Ford; Granada; 1982-1981<br/>                     Ford; Ltd; 1986-1983<br/>                     Ford; Mustang; 1995-1979<br/>                     Ford; Thunderbird; 1988-1980<br/>                     Linc; Continental; 1987-1982<br/>                     Linc; Mark VII; 1988-1984<br/>                     Merc; Capri; 1986-1979<br/>                     Merc; Cougar; 1988-1980<br/>                     Merc; Marquis; 1986-1983<br/>                     Merc; Zephyr; 1983-1978</p> |

|                           |
|---------------------------|
| SYSTEM PUMP & GEAR IDENT. |
| SYSTEM & COMPONENT IDENT. |
| PASS. CARS                |
| LIGHT TRUCKS              |
| MEDIUM/HEAVY TRUCKS       |
| BUSES                     |
| HOSE NUMERICAL            |
| REPAIR KITS               |
| KIT NUMERICAL             |
| ILLUSTRATIONS             |



# Numerical Listing - Power Steering Repair Kits

|                                      | <b>8591</b>  | <b>8603 - Continued</b>   | <b>8624 - Continued</b>   |
|--------------------------------------|--|---|---|
| <b>SYSTEM PUMP &amp; GEAR IDENT.</b> | Ford; Fairmont; 1982-1981<br>Ford; Fairmont; 1979-1978<br>Ford; Mustang; 1987-1977<br>Ford; Pinto; 1980-1977<br>Merc; Bobcat; 1980-1977<br>Merc; Capri; 1982-1979<br>Merc; Zephyr; 1983-1981<br>Merc; Zephyr; 1978   | Ply; Colt; 1979-1978  | Cad; Seville; 1993-1991<br>Cad; Sixty Special; 1993<br>Chev; Beretta; 1995-1987<br>Chev; Camaro; 1995<br>Chev; Cavalier; 1995-1990<br>Chev; Celebrity; 1990-1988<br>Chev; Corsica; 1995-1987<br>Chev; LLV (Postal Vehicle); 1995-1990<br>Chev; Lumina APV; 1995-1992<br>Chev; Monte Carlo; 1995<br>Chev; S Pickup; 1995-1994<br>Chry; Concorde; 1995<br>Chry; Intrepid; 1995<br>Chry; LHS; 1995<br>Chry; New Yorker; 1995<br>Dodge; Intrepid; 1995<br>Eagle; Vision; 1995<br>GMC; Sonoma; 1995-1994<br>Olds; Achieva; 1995-1989<br>Olds; Cutlass Ciera; 1995-1991<br>Olds; Cutlass Ciera; 1989-1988<br>Olds; Cutlass Cruiser; 1994-1990<br>Olds; Cutlass Supreme; 1995-1989<br>Olds; Eighty Eight; 1995-1992<br>Olds; Ninety Eight; 1995-1991<br>Olds; Silhouette; 1995-1992<br>Olds; Toronado; 1992<br>Pont; Bonneville; 1995-1992<br>Pont; Firebird; 1995-1993<br>Pont; Grand Am; 1995-1989<br>Pont; Grand Prix; 1995-1989<br>Pont; Sunbird; 1994-1991<br>Pont; Sunfire; 1995<br>Pont; Tempest; 1991-1988<br>Pont; Trans Sport; 1995-1992<br>Pont; 6000; 1991-1987<br>Saturn; S-Series; 1995-1991 |
| <b>SYSTEM &amp; COMPONENT IDENT.</b> | <b>8592</b>  | <b>8604</b>   |   |
|                                      | Ford; Fairmont; 1982-1981<br>Ford; Fairmont; 1979-1978<br>Ford; Mustang; 1987-1975<br>Ford; Pinto; 1980-1975<br>Merc; Bobcat; 1980-1975<br>Merc; Zephyr; 1983-1981<br>Merc; Zephyr; 1978   | Niss; Maxima; 1983-1981<br>Niss; 200SX; 1983-1977<br>Niss; 280ZX; 1983-1979<br>Niss; 310; 1982-1979   |   |
| <b>PASS. CARS</b>                    | <b>8594</b>  | <b>8608</b>   |   |
|                                      | Ford; Mustang II; 1977-1974<br>Ford; Pinto; 1977-1975<br>Merc; Bobcat; 1977-1975   | Chev; Corvette; 1987-1984   |   |
| <b>LIGHT TRUCKS</b>                  | <b>8595</b>  | <b>8609</b>   |   |
|                                      | Ford; Mustang II; 1977-1975<br>Ford; Pinto; 1977-1975<br>Merc; Bobcat; 1977-1975   | Chev; Chevette; 1983-1981<br>Pont; Acadian; 1983-1981<br>Pont; 1000; 1983   |   |
| <b>MEDIUM/HEAVY TRUCKS</b>           | <b>8597</b>  | <b>8610</b>   |   |
|                                      | Toy.; Celica; 1981-1977<br>Toy.; Corona; 1980-1978<br>Toy.; Cressida; 1982-1978<br>Toy.; Crown; 1972-1971<br>Toy.; Land Cruiser; 1987-1979<br>Toy.; Mark II; 1976-1972   | Chry; Cirrus; 1995<br>Chry; Daytona; 1993-1987<br>Chry; Dynasty; 1993-1988<br>Chry; Imperial; 1993-1990<br>Chry; Lebaron; 1995-1984<br>Chry; New Yorker; 1992-1990<br>Chry; New Yorker; 1988-1987<br>Chry; TC Maserati; 1991-1986<br>Chry; Town & Country Van; 1995-1990<br>Dodge; Aries; 1987-1984<br>Dodge; Aries America; 1989-1988<br>Dodge; Caravan; 1995-1987<br>Dodge; Daytona; 1993-1987<br>Dodge; Dynasty; 1993-1988<br>Dodge; Grand Caravan; 1995-1987<br>Dodge; Lancer; 1989-1995<br>Dodge; Omni; 1990-1988<br>Dodge; Shadow; 1994-1987<br>Dodge; Spirit; 1995-1989<br>Dodge; Stratus; 1995<br>Dodge; 600; 1988-1983<br>Ply; Acclaim; 1994-1983<br>Ply; Expo; 1989-1988<br>Ply; Grand Voyager; 1995-1987<br>Ply; Horizon; 1990-1984<br>Ply; Sundance; 1994-1987<br>Ply; Voyager; 1995-1984 |   |
| <b>BUSES</b>                         | <b>8598</b>  | <b>8611</b>   |   |
|                                      | Toy.; Celica; 1985-1979<br>Toy.; Corona; 1982-1980<br>Toy.; Cressida; 1984-1979<br>Toy.; Van; 1989-1984  | Ford; Taurus; 1995-1986<br>Merc; Sable; 1995-1986   |   |
| <b>HOSE NUMERICAL</b>                | <b>8599</b>  | <b>8612</b>   |   |
|                                      | Dodge; Challenger; 1983-1979<br>Dodge; Colt; 1983-1982<br>Dodge; Colt; 1980-1979<br>Dodge; D50 Pickup; 1979<br>Dodge; Ram 50 Pickup; 1983<br>Mits; Pickup; 1983<br>Mits; Starion; 1983<br>Ply; Arrow Pickup; 1979<br>Ply; Colt; 1983-1979<br>Ply; Sapporo; 1983-1979 | Ford; Escort; 1990-1984<br>Ford; EXP; 1986-1984<br>Ford; Tempo; 1989-1984<br>Merc; Lynx; 1987-1984<br>Merc; Topaz; 1992<br>Merc; Topaz; 1989-1984   |   |
| <b>REPAIR KITS</b>                   | <b>8600</b>  | <b>8621</b>   |   |
|                                      | Niss; Maxima; 1984-1981<br>Niss; 280ZX; 1978<br>Niss; 810; 1981<br>Niss; 810; 1978-1977  | Ford; Aerostar; 1995-1986<br>Ford; Thunderbird; 1995-1989<br>Linc; Mark VII; 1992-1989<br>Merc; Cougar; 1995-1989   |   |
| <b>KIT NUMERICAL</b>                 | <b>8601</b>  | <b>8622</b>   |   |
|                                      | Acura; Integra; 1993-1986<br>Honda; Accord; 1985-1982<br>Honda; Prelude; 1991-1988<br>Honda; Prelude; 1984-1982  | Chev; Astro; 1995-1994<br>Chev; Blazer Full Size; 1994-1992<br>Chev; C&K Pickup; 1995-1988<br>Chev; Camaro; 1992-1987<br>Chev; Caprice; 1995-1991<br>Chev; Impala SS; 1995-1992<br>Chev; Tahoe; 1995<br>GMC; C&K Pickup; 1995-1988<br>GMC; Jimmy; 1995-1992<br>GMC; Yukon; 1995-1992<br>Olds; Bravada; 1994<br>Pont; Firebird; 1992-1987  |   |
| <b>ILLUSTRATIONS</b>                 | <b>8602</b>  | <b>8623</b>   |   |
|                                      | Honda; Accord; 1981-1978<br>Honda; Prelude; 1981-1979  | Chev; Corvette; 1995-1985   |   |
|                                      | <b>8603</b>  | <b>8624</b>   |   |
|                                      | Dodge; Challenger; 1979-1978<br>Mazda; Cosmo; 1978-1976<br>Mazda; RX-4; 1978-1974  | Buick; Century; 1995-1988<br>Buick; Lesabre; 1995-1991<br>Buick; Park Ave.; 1995-1991<br>Buick; Regal; 1995-1990<br>Buick; Riviera; 1995<br>Buick; Riviera; 1993-1992<br>Buick; Skylark; 1995-1989<br>Cad; Allante; 1992-1991<br>Cad; Deville; 1995-1991<br>Cad; Eldorado; 1993-1991<br>Cad; Fleetwood; 1993-1989   | Buick; Century; 1982<br>Buick; Regal; 1985-1982<br>Buick; Roadmaster; 1995-1994<br>Buick; Skyhawk; 1986-1982<br>Cad; Cimarron; 1984-1982<br>Cad; Eldorado; 1985-1982<br>Cad; Fleetwood; 1995-1994<br>Cad; Fleetwood; 1985-1982<br>Cad; Seville; 1985-1982<br>Chev; Camaro; 1982<br>Chev; Caprice; 1995-1994<br>Chev; Cavalier; 1984-1982<br>Chev; Celebrity; 1982<br>Chev; Chevette; 1987-1981<br>Chev; El Camino; 1984-1983<br>Chev; Impala SS; 1995-1982  |

# Numerical Listing - Power Steering Repair Kits

| 8630 - Continued   | 8632 - Continued  | 8645  |
|--|---|---|
| Chev; Monte Carlo; 1984-1982<br>Dodge; D50 Pickup; 1980-1979<br>Dodge; Monaco; 1992-1990<br>Dodge; Ram 50 Pickup; 1986-1981<br>Eagle; Medallion; 1989-1988<br>Eagle; Premier; 1992-1988<br>GMC; Caballero; 1984-1983<br>Isuzu; Pickup; 1987-1983<br>Isuzu; Trooper II; 1987-1984<br>Jaguar; Vanden Plas; 1994-1988<br>Jaguar; XJ6; 1994-1988<br>Jeep; Cherokee; 1987-1985<br>Jeep; Comanche; 1987-1985<br>Mits; Pickup; 1986-1983<br>Olds; Cutlass; 1984-1982<br>Olds; Cutlass Ciera; 1982<br>Olds; Firenza; 1986-1982<br>Ply; Arrow Pickup; 1982-1979<br>Pont; Acadian; 1987-1982<br>Pont; J2000; 1982<br>Pont; Sunbird; 1986-1985<br>Pont; T1000; 1982-1981<br>Pont; 2000; 1983-1984<br>Pont; 6000; 1982<br>Renault; Alliance; 1987-1983<br>Renault; Encore; 1986-1984 | Dodge; Spirit; 1991<br>Dodge; Spirit; 1989<br>Ply; Acclaim; 1989  | Acura; Legend; 1990-1986<br>Honda; Civic; 1991-1988<br>Honda; Prelude; 1991-1988  |
|  | <b>8633</b>   | <b>8646</b>   |
|  | Buick; Regal; 1987-1986<br>Chev; Corvette; 1995-1984<br>Pont; Firebird; 1989  | Chev; Nova; 1988-1985<br>Geo; Prizm; 1992-1989<br>Toy.; Corolla; 1995-1988  |
|  | <b>8634</b>   | <b>8647</b>   |
|  | Ford; Contour; 1995<br>Ford; Crown Victoria; 1995-1992<br>Ford; Thunderbird; 1995-1994<br>Linc; Continental; 1995<br>Linc; Mark VIII; 1995-1993<br>Linc; Town Car; 1995-1991<br>Merc; Cougar; 1995-1992<br>Merc; Mystique; 1995               | Ford; Probe; 1992-1989<br>Mazda; MX-6; 1992-1988<br>Mazda; 626; 1992-1988   |
|  | <b>8635</b>   | <b>8648</b>   |
|  | Ford; Contour; 1995<br>Ford; Crown Victoria; 1995-1992<br>Ford; Thunderbird; 1995-1994<br>Linc; Continental; 1995<br>Linc; Mark VIII; 1995-1993<br>Linc; Town Car; 1995-1991<br>Merc; Cougar; 1995-1992<br>Merc; Mystique; 1995               | Chev; Spectrum; 1988-1985<br>Geo; Spectrum; 1989<br>Isuzu; I-Mark; 1989-1985<br>Isuzu; Impulse; 1989-1984   |
|  | <b>8636</b>   | <b>8649</b>   |
|  | Acura; Legend; 1990-1986<br>Honda; Accord; 1989-1985  | Honda; Accord; 1985-1982<br>Honda; Prelude; 1987-1983   |
|  | <b>8637</b>   | <b>8650</b>   |
|  | Acura; Vigor; 1994-1992<br>Honda; Accord; 1993-1990   | Honda; Accord; 1981-1978<br>Honda; Prelude; 1982-1979   |
|  | <b>8638</b>   | <b>8651</b>   |
|  | Honda; Civic; 1991-1988   | Honda; Prelude; 1991-1988   |
|  | <b>8639</b>   | <b>8652</b>   |
|  | Honda; Civic; 1987-1984   | Honda; Accord; 1993-1990  |
|  | <b>8640</b>   | <b>8653</b>   |
|  | Niss; Pulsar NX; 1986-1983<br>Niss; Sentra; 1985-1982<br>Niss; Stanza; 1985-1982  | Mazda; 626; 1987-1983   |
|  | <b>8641</b>   | <b>8654</b>   |
|  | Chev; Nova; 1988-1985<br>Geo; Prizm; 1992-1989<br>Lexus; ES250; 1991-1990<br>Toy.; Camry; 1991-1984<br>Toy.; Celica; 1993-1986<br>Toy.; Corolla; 1992-1984<br>Toy.; Pickup; 1991-1988<br>Toy.; Tercel; 1990-1987<br>Toy.; 4 Runner; 1991-1989 | Dodge; Colt; 1987-1985<br>Mits; Cordia; 1988-1983<br>Mits; Tredia; 1988-1983<br>Ply; Colt; 1987-1984  |
|  | <b>8642</b>   | <b>8655</b>   |
|  | Toy.; Cressida; 1988-1984   | Dodge; 2000 GTX; 1990-1989<br>Eagle; Talon; 1991<br>Eagle; 2000 GTX; 1993-1991<br>Mits; Eclipse; 1990<br>Mits; Galant; 1993-1988<br>Ply; Laser; 1991-1990 |
|  | <b>8643</b>   | <b>8656</b>   |
|  | Toy.; Camry; 1986-1983<br>Toy.; Tercel; 1988-1982   | Dodge; 2000 GTX; 1989<br>Eagle; 2000 GTX; 1993-1990<br>Mits; Galant; 1992-1989  |
|  | <b>8644</b>   | <b>8657</b>   |
|  | Acura; Integra; 1989-1986<br>Honda; Accord; 1989-1984   | Mits; Galant; 1985  |
|  |   | <b>8658</b>   |
|  |   | Mits; Galant; 1992-1991   |
|  |   | <b>8659</b>   |
|  |   | Mits; Galant; 1987-1986<br>Mits; Sigma; 1989  |
|  |   | <b>8660</b>   |
|  |   | Dodge; Colt; 1987-1985<br>Mits; Mirage; 1985<br>Ply; Colt; 1987-1985  |

- SYSTEM PUMP & GEAR IDENT.
- SYSTEM & COMPONENT IDENT.
- PASS. CARS
- LIGHT TRUCKS
- MEDIUM/HEAVY TRUCKS
- BUSES
- HOSE NUMERICAL
- REPAIR KITS
- KIT NUMERICAL
- ILLUSTRATIONS

# Numerical Listing - Power Steering Repair Kits

| <b>SYSTEM PUMP &amp; GEAR IDENT.</b> | <b>8661</b><br>Hyundai; Sonata; 1991-1989<br>Mits; Sigma; 1990-1989   | <b>8678</b><br>Toy.; Celica; 1993-1986  | <b>8695</b><br>Lexus; LS400; 1995-1990<br>Lexus; SC300; 1995-1992<br>Lexus; SC400; 1995-1992<br>Toy.; Supra; 1993-1989  |
|--------------------------------------|---|---|---|
| <b>SYSTEM &amp; COMPONENT IDENT.</b> | <b>8662</b><br>Dodge; Colt; 1992-1988<br>Eagle; Summit; 1992-1989<br>Eagle; Vista; 1992-1989<br>Hyundai; Elantra; 1992<br>Hyundai; Excel; 1994-1986<br>Hyundai; Scoupe; 1995-1991<br>Hyundai; Sonata; 1993-1992<br>Mits; Mirage; 1992-1988<br>Mits; Precis; 1993-1987<br>Ply; Colt; 1992-1988 | <b>8679</b><br>Toy.; Celica; 1985-1981  | <b>8696</b><br>Toy.; Previa; 1995-1991<br>Toy.; Van; 1989-1988  |
| <b>PASS. CARS</b>                    | <b>8663</b><br>Niss; Stanza; 1989-1986<br>Niss; 200SX; 1988-1987  | <b>8680</b><br>Geo; Prizm; 1995-1993<br>Toy.; Corolla; 1995-1993<br>Toy.; Corolla; 1991-1988  | <b>8697</b><br>Toy.; Paseo; 1995-1992<br>Toy.; Tercel; 1995-1991  |
| <b>LIGHT TRUCKS</b>                  | <b>8664</b><br>Niss; Maxima; 1986-1985  | <b>8681</b><br>Toy.; Corolla; 1987-1984<br>Toy.; Tercel; 1988-1982  | <b>8698</b><br>Toy.; Camry; 1995-1991<br>Toy.; T100; 1995-1993  |
| <b>MEDIUM/HEAVY TRUCKS</b>           | <b>8665</b><br>Niss; Maxima; 1984-1981<br>Niss; 810; 1981   | <b>8682</b><br>Toy.; Corolla; 1985-1984   | <b>8700</b><br>Chev; A60; 1965<br>Chev; A80; 1965<br>Chev; C40; 1972-1967<br>Chev; C40; 1962-1960<br>Chev; C50; 1990-1960<br>Chev; C60; 1990-1960<br>Chev; C70; 1990-1979<br>Chev; C70; 1965-1960<br>Chev; C80; 1965-1960<br>Chev; CD50; 1970-1967<br>Chev; CD60; 1970-1967<br>Chev; CE40; 1972-1967<br>Chev; CE40; 1962-1960<br>Chev; CE50; 1972-1960<br>Chev; CE60; 1975<br>Chev; CE60; 1972-1960<br>Chev; CG50; 1969-1967<br>Chev; CG60; 1969-1967<br>Chev; CM60; 1972-1970<br>Chev; CS50; 1972-1967<br>Chev; CS60; 1972-1962<br>Chev; D60; 1966-1962<br>Chev; E80; 1965-1962<br>Chev; ETG70; 1969-1966<br>Chev; H70; 1978-1973<br>Chev; H80; 1978-1973<br>Chev; HG70; 1969-1966<br>Chev; HJ70; 1971-1966<br>Chev; HM70; 1972-1966<br>Chev; HM80; 1972-1966<br>Chev; HV70; 1972-1966<br>Chev; J70; 1978-1973<br>Chev; J80; 1978-1973<br>Chev; JG70; 1969-1966<br>Chev; JJ70; 1971-1966<br>Chev; JM70; 1972-1966<br>Chev; JM80; 1972-1966<br>Chev; JV70; 1972-1966<br>Chev; JV80; 1972-1966<br>Chev; Kodiak C5500; 1993-1991<br>Chev; Kodiak C6500; 1993-1991<br>Chev; Kodiak C7500; 1993-1991<br>Chev; L50; 1966-1960<br>Chev; L60; 1966-1960<br>Chev; M65; 1978-1973<br>Chev; M70; 1965-1960<br>Chev; M80; 1965-1960<br>Chev; M90; 1976<br>Chev; MB60; 1969-1965<br>Chev; P30; 1972<br>Chev; P40; 1972-1966<br>Chev; P50; 1972-1966<br>Chev; PS40; 1972-1964<br>Chev; Q50; 1966-1965<br>Chev; Q80; 1965<br>Chev; T40; 1972-1963<br>Chev; T60; 1978-1962<br>Chev; T65; 1978-1974<br>Chev; T70; 1974-1973<br>Chev; T70; 1965-1960<br>Chev; T80; 1965-1960 |
| <b>BUSES</b>                         | <b>8666</b><br>BMW; 318i; 1985-1984   | <b>8683</b><br>Toy.; Corolla; 1987-1985   |   |
| <b>HOSE NUMERICAL</b>                | <b>8667</b><br>Niss; Pulsar NX; 1990-1986<br>Niss; Sentra; 1990-1986  | <b>8685</b><br>Toy.; Tercel; 1990-1988  |   |
| <b>REPAIR KITS</b>                   | <b>8668</b><br>Niss; Pulsar NX; 1985<br>Niss; Sentra; 1985-1984   | <b>8686</b><br>Toy.; Supra; 1993-1986   |   |
| <b>KIT NUMERICAL</b>                 | <b>8669</b><br>Niss; Pulsar NX; 1984-1983<br>Niss; Sentra; 1983-1982<br>Niss; Stanza; 1988-1982   | <b>8687</b><br>Toy.; Van; 1988-1985   |   |
| <b>ILLUSTRATIONS</b>                 | <b>8670</b><br>Niss; 200SX; 1986-1984   | <b>8688</b><br>VW; Cabriolet; 1993-1985<br>VW; Golf; 1992-1985<br>VW; Jetta; 1992-1982<br>VW; Rabbit; 1984-1981<br>VW; Scirocco; 1989-1982  |   |
|                                      | <b>8671</b><br>Niss; 280ZX; 1983-1981   | <b>8689</b><br>Volvo; 240; 1993-1990<br>Volvo; 240; 1988-1979<br>Volvo; 260; 1982-1979<br>Volvo; 740; 1992-1985<br>Volvo; 760; 1990-1983<br>Volvo; 780; 1991-1987<br>Volvo; 940; 1995-1991<br>Volvo; 960; 1995-1992 |   |
|                                      | <b>8672</b><br>Niss; 300ZX; 1986-1984   | <b>8690</b><br>Volvo; 240; 1989-1975<br>Volvo; 260; 1982-1976   |   |
|                                      | <b>8673</b><br>Subaru; DL; 1989-1987<br>Subaru; GL; 1989-1987<br>Subaru; GL-10; 1989-1987<br>Subaru; Loyale; 1994-1990<br>Subaru; Standard; 1987  | <b>8691</b><br>Eagle; Talon; 1994-1992<br>Eagle; 2000 GTX; 1993-1991<br>Mits; Eclipse; 1994-1990<br>Mits; Galant; 1992<br>Ply; Laser; 1994-1991   |   |
|                                      | <b>8674</b><br>Subaru; DL; 1986-1985  | <b>8692</b><br>Dodge; Stealth; 1995-1991<br>Mits; Diamante; 1995-1992<br>Mits; 3000GT; 1995-1991  |   |
|                                      | <b>8675</b><br>Toy.; Camry; 1991-1986<br>Toy.; Celica; 1989-1988  | <b>8693</b><br>Toy.; Celica; 1993-1990  |   |
|                                      | <b>8676</b><br>Toy.; Camry; 1986-1983   | <b>8694</b><br>Toy.; Cressida; 1992-1988  |   |

# Numerical Listing - Power Steering Repair Kits

| 8700 - Continued   | 8700 - Continued   | 8701 - Continued  |   |
|--|--|---|---|
| <p>Chev; TD50; 1969-1967<br/>                     Chev; TD60; 1969-1967<br/>                     Chev; TE50; 1972-1963<br/>                     Chev; TE60; 1972-1970<br/>                     Chev; TE60; 1966-1963<br/>                     Chev; TE65; 1972-1966<br/>                     Chev; TG50; 1972-1967<br/>                     Chev; TG60; 1972-1967<br/>                     Chev; TG70; 1969-1966<br/>                     Chev; TJ70; 1968-1966<br/>                     Chev; TM65; 1972-1970<br/>                     Chev; TM70; 1972-1966<br/>                     Chev; TM80; 1972-1966<br/>                     Chev; TV70; 1972-1966<br/>                     Chev; U80; 1966-1962<br/>                     Chev; V60; 1966-1965<br/>                     Chev; V80; 1965<br/>                     Chev; W7; 1980<br/>                     Chev; W70; 1974-1962<br/>                     Chev; WM80; 1972-1966<br/>                     Chev; Y80; 1966-1962<br/>                     GMC; C5000; 1989-1979<br/>                     GMC; C6000; 1989-1980<br/>                     GMC; C6000; 1978-1979<br/>                     GMC; C M &amp; S 6000; 1976<br/>                     GMC; C M &amp; S 6500; 1976<br/>                     GMC; C M &amp; S 7000; 1976<br/>                     GMC; CD6500; 1977<br/>                     GMC; CE4500; 1972-1967<br/>                     GMC; CE4500; 1962-1960<br/>                     GMC; CE5000; 1977-1960<br/>                     GMC; CE5500; 1972-1960<br/>                     GMC; CE6500; 1977-1970<br/>                     GMC; CG6000; 1975-1973<br/>                     GMC; CM5500; 1975-1970<br/>                     GMC; CM6500; 1975-1970<br/>                     GMC; CS4500; 1977-1967<br/>                     GMC; CS5000; 1977-1967<br/>                     GMC; CS5500; 1977-1963<br/>                     GMC; CS6000; 1977-1966<br/>                     GMC; D4000; 1966<br/>                     GMC; DB4000; 1966<br/>                     GMC; DBH5000; 1966<br/>                     GMC; DH5000; 1966<br/>                     GMC; DS4000; 1966<br/>                     GMC; DW5000; 1966-1967<br/>                     GMC; EG5500; 1969-1967<br/>                     GMC; EG6500; 1969-1967<br/>                     GMC; EM4500; 1969-1967<br/>                     GMC; EM5500; 1969-1967<br/>                     GMC; EM6500; 1969-1967<br/>                     GMC; ES4500; 1977-1974<br/>                     GMC; H8500; 1978-1974<br/>                     GMC; HG7500; 1969-1966<br/>                     GMC; HJ7500; 1971-1966<br/>                     GMC; HM5500; 1968-1966<br/>                     GMC; HM7500; 1974-1966<br/>                     GMC; HM8500; 1974-1976<br/>                     GMC; J7500; 1978-1974<br/>                     GMC; J8500; 1978-1974<br/>                     GMC; JG7500; 1969-1966<br/>                     GMC; JJ7500; 1971-1966<br/>                     GMC; JM7500; 1974-1966<br/>                     GMC; JM8500; 1974-1976<br/>                     GMC; M6500; 1978-1970<br/>                     GMC; PS4500; 1974-1964<br/>                     GMC; T6000; 1978-1963<br/>                     GMC; T6500; 1978-1963<br/>                     GMC; TE6500; 1977-1966<br/>                     GMC; TG5500; 1975-1967<br/>                     GMC; TG6000; 1975-1967<br/>                     GMC; TG6500; 1974-1966<br/>                     GMC; TJ7500; 1968-1966<br/>                     GMC; TM5500; 1974-1970<br/>                     GMC; TM6000; 1974-1970<br/>                     GMC; TM6500; 1974-1970<br/>                     GMC; TM7500; 1974-1966<br/>                     GMC; TM8500; 1972-1966<br/>                     GMC; Topkick; 1979-1990<br/>                     GMC; Topkick C6500; 1990<br/>                     GMC; Topkick C7500; 1990<br/>                     GMC; Topkick C8500; 1990</p> | <p>GMC; TS5500; 1972-1963<br/>                     GMC; TV7500; 1977-1966<br/>                     GMC; W6; 1980<br/>                     GMC; W7; 1980<br/>                     GMC; WM7500; 1974-1966<br/>                     GMC; WM8500; 1972-1966<br/>                     Chev; B7; 1995-1993<br/>                     Chev; B7; 1991-1990<br/>                     Chev; B7; 1978-1977<br/>                     Chev; B60 B6P; 1995-1977</p> <p style="text-align: center;"><b>8701</b></p> <p>Chev; P Van; 1995-1992<br/>                     GMC; P Van; 1995-1992<br/>                     Chev; A60; 1965<br/>                     Chev; A80; 1965<br/>                     Chev; C40; 1972-1967<br/>                     Chev; C40; 1962-1960<br/>                     Chev; C50; 1990-1960<br/>                     Chev; C60; 1990-1960<br/>                     Chev; C70; 1990-1979<br/>                     Chev; C70; 1965-1960<br/>                     Chev; C80; 1965-1960<br/>                     Chev; CD50; 1970-1967<br/>                     Chev; CD60; 1970-1967<br/>                     Chev; CE40; 1972-1967<br/>                     Chev; CE40; 1962-1960<br/>                     Chev; CE50; 1972-1960<br/>                     Chev; CE60; 1975<br/>                     Chev; CE60; 1972-1960<br/>                     Chev; CG50; 1969-1967<br/>                     Chev; CG60; 1969-1967<br/>                     Chev; CM60; 1972-1970<br/>                     Chev; CS50; 1972-1967<br/>                     Chev; CS60; 1972-1962<br/>                     Chev; D60; 1966-1962<br/>                     Chev; E80; 1965-1962<br/>                     Chev; ETG70; 1969-1966<br/>                     Chev; H70; 1978-1973<br/>                     Chev; H80; 1978-1973<br/>                     Chev; HG70; 1969-1966<br/>                     Chev; HJ70; 1971-1966<br/>                     Chev; HM70; 1972-1966<br/>                     Chev; HM80; 1972-1966<br/>                     Chev; HV70; 1972-1966<br/>                     Chev; J70; 1978-1973<br/>                     Chev; J80; 1978-1973<br/>                     Chev; JG70; 1969-1966<br/>                     Chev; JJ70; 1971-1966<br/>                     Chev; JM70; 1972-1966<br/>                     Chev; JM80; 1972-1966<br/>                     Chev; JV70; 1972-1966<br/>                     Chev; JV80; 1972-1966<br/>                     Chev; Kodiak C5500; 1993-1991<br/>                     Chev; Kodiak C6500; 1993-1991<br/>                     Chev; Kodiak C7500; 1993-1991<br/>                     Chev; L50; 1966-1960<br/>                     Chev; L60; 1966-1960<br/>                     Chev; M65; 1978-1973<br/>                     Chev; M70; 1965-1960<br/>                     Chev; M80; 1965-1960<br/>                     Chev; M90; 1976<br/>                     Chev; MB60; 1969-1965<br/>                     Chev; P40; 1972-1966<br/>                     Chev; P50; 1972-1966<br/>                     Chev; PS40; 1972-1964<br/>                     Chev; Q50; 1966-1965<br/>                     Chev; Q80; 1965<br/>                     Chev; T40; 1972-1963<br/>                     Chev; T60; 1978-1962<br/>                     Chev; T65; 1978-1974<br/>                     Chev; T70; 1974-1973<br/>                     Chev; T70; 1965-1960<br/>                     Chev; T80; 1965-1960<br/>                     Chev; TD50; 1969-1967<br/>                     Chev; TD60; 1969-1967<br/>                     Chev; TE50; 1972-1963<br/>                     Chev; TE60; 1972-1970<br/>                     Chev; TE60; 1966-1963<br/>                     Chev; TE65; 1972-1966<br/>                     Chev; TG50; 1972-1967</p> | <p>Chev; TG60; 1972-1967<br/>                     Chev; TG70; 1969-1966<br/>                     Chev; TJ70; 1968-1966<br/>                     Chev; TM65; 1972-1970<br/>                     Chev; TM70; 1972-1966<br/>                     Chev; TM80; 1972-1966<br/>                     Chev; TV70; 1972-1966<br/>                     Chev; U80; 1966-1962<br/>                     Chev; V60; 1966-1965<br/>                     Chev; V80; 1965<br/>                     Chev; W7; 1980<br/>                     Chev; W70; 1974-1962<br/>                     Chev; WM80; 1972-1966<br/>                     Chev; Y80; 1966-1962<br/>                     GMC; C5000; 1989-1979<br/>                     GMC; C6000; 1989-1980<br/>                     GMC; C6000; 1978-1979<br/>                     GMC; C M &amp; S 6000; 1976<br/>                     GMC; C M &amp; S 6500; 1976<br/>                     GMC; C M &amp; S 7000; 1976<br/>                     GMC; CD6500; 1977<br/>                     GMC; CE4500; 1972-1967<br/>                     GMC; CE4500; 1962-1960<br/>                     GMC; CE5000; 1977-1960<br/>                     GMC; CE5500; 1972-1960<br/>                     GMC; CE6500; 1975-1973<br/>                     GMC; CM5500; 1975-1970<br/>                     GMC; CM6500; 1975-1970<br/>                     GMC; CS4500; 1977-1967<br/>                     GMC; CS5000; 1977-1967<br/>                     GMC; CS5500; 1977-1963<br/>                     GMC; CS6000; 1977-1966<br/>                     GMC; D4000; 1966<br/>                     GMC; DB4000; 1966<br/>                     GMC; DBH5000; 1966<br/>                     GMC; DH5000; 1966<br/>                     GMC; DS4000; 1966<br/>                     GMC; DW5000; 1966-1967<br/>                     GMC; EG5500; 1969-1967<br/>                     GMC; EG6500; 1969-1967<br/>                     GMC; EM4500; 1969-1967<br/>                     GMC; EM5500; 1969-1967<br/>                     GMC; EM6500; 1969-1967<br/>                     GMC; ES4500; 1977-1974<br/>                     GMC; H8500; 1978-1974<br/>                     GMC; HG7500; 1969-1966<br/>                     GMC; HJ7500; 1971-1966<br/>                     GMC; HM5500; 1968-1966<br/>                     GMC; HM7500; 1974-1966<br/>                     GMC; HM8500; 1974-1976<br/>                     GMC; J7500; 1978-1974<br/>                     GMC; J8500; 1978-1974<br/>                     GMC; JG7500; 1969-1966<br/>                     GMC; JJ7500; 1971-1966<br/>                     GMC; JM7500; 1974-1966<br/>                     GMC; JM8500; 1974-1976<br/>                     GMC; M6500; 1978-1970<br/>                     GMC; PS4500; 1974-1964<br/>                     GMC; T6000; 1978-1963<br/>                     GMC; T6500; 1978-1963<br/>                     GMC; TE6500; 1977-1966<br/>                     GMC; TG5500; 1975-1967<br/>                     GMC; TG6000; 1975-1967<br/>                     GMC; TG6500; 1974-1966<br/>                     GMC; TJ7500; 1968-1966<br/>                     GMC; TM5500; 1974-1970<br/>                     GMC; TM6000; 1974-1970<br/>                     GMC; TM6500; 1974-1970<br/>                     GMC; TM7500; 1974-1966<br/>                     GMC; TM8500; 1972-1966<br/>                     GMC; Topkick; 1979-1990<br/>                     GMC; Topkick C6500; 1990<br/>                     GMC; Topkick C7500; 1990<br/>                     GMC; Topkick C8500; 1990<br/>                     GMC; TS5500; 1972-1963<br/>                     GMC; TV7500; 1977-1966<br/>                     GMC; W6; 1980<br/>                     GMC; W7; 1980<br/>                     GMC; WM7500; 1974-1966<br/>                     GMC; WM8500; 1972-1966<br/>                     Chev; B7; 1990</p> | <p><b>SYSTEM<br/>PUMP &amp;<br/>GEAR<br/>IDENT.</b></p> <p><b>SYSTEM &amp;<br/>COM-<br/>PONENT<br/>IDENT.</b></p> <p><b>PASS.<br/>CARS</b></p> <p><b>LIGHT<br/>TRUCKS</b></p> <p><b>MEDIUM/<br/>HEAVY<br/>TRUCKS</b></p> <p><b>BUSES</b></p> <p><b>HOSE<br/>NUMER-<br/>ICAL</b></p> <p><b>REPAIR<br/>KITS</b></p> <p><b>KIT<br/>NUMER-<br/>ICAL</b></p> <p><b>ILLUST-<br/>RATIONS</b></p> |



# Numerical Listing - Power Steering Repair Kits

|                                      | 8701 - Continued  | 8702 - Continued   | 8703 - Continued   |
|--------------------------------------|---|--|--|
| <b>SYSTEM PUMP &amp; GEAR IDENT.</b> | Chev; B7; 1978-1977<br>Chev; B60 B6P; 1990-1977   | Ford; LN7000; 1982-1980<br>Ford; LN7000; 1975-1972<br>Ford; LN8000; 1995-1984<br>Ford; LN8000; 1982-1980<br>Ford; LN8000; 1975-1972<br>Ford; LN9000; 1995-1984<br>Ford; LN9000; 1982-1979<br>Ford; LN9000; 1975-1972<br>Ford; LNT800; 1984-1980<br>Ford; LNT800; 1975-1972<br>Ford; LNT880; 1979<br>Ford; LNT880; 1975-1972<br>Ford; LNT900; 1981-1979<br>Ford; LNT900; 1975-1972<br>Ford; LNT8000; 1995-1980<br>Ford; LNT8000; 1975-1972<br>Ford; LNT9000; 1995-1979<br>Ford; LNT9000; 1975-1972<br>Ford; LS8000; 1995-1984<br>Ford; LS9000; 1979<br>Ford; LS9000; 1975-1980<br>Ford; LT800; 1975-1972<br>Ford; LT880; 1979<br>Ford; LT880; 1975-1972<br>Ford; LT900; 1981-1979<br>Ford; LT900; 1975-1972<br>Ford; LT8000; 1995-1980<br>Ford; LT8000; 1975-1972<br>Ford; LT9000; 1995-1979<br>Ford; LT9000; 1975-1972<br>Ford; LTA9000; 1995-1988<br>Ford; LTL9000; 1995-1982<br>Ford; LTL9000; 1979<br>Ford; LTL9000; 1975-1972<br>Ford; LTLA9000; 1995-1991<br>Ford; LTLA9000; 1995-1991<br>Ford; LTS800; 1982-1980<br>Ford; LTS800; 1975-1972<br>Ford; LTS900; 1981-1979<br>Ford; LTS900; 1975-1972<br>Ford; LTS8000; 1995-1980<br>Ford; LTS8000; 1975-1972<br>Ford; LTS9000; 1995-1979<br>Ford; LTS9000; 1975-1972<br>Ford; W9000; 1977-1972<br>Ford; WT9000; 1977-1972<br>Ford; B600; 1986-1980<br>Ford; B700; 1986-1980<br>Ford; B7000; 1986-1983 | Ford; F700; 1995-1971<br>Ford; F750; 1979-1971<br>Ford; F800; 1995-1971<br>Ford; F850; 1979-1974<br>Ford; F880; 1979-1974<br>Ford; F900; 1994-1993<br>Ford; F950; 1979-1974<br>Ford; F1000; 1979-1974<br>Ford; F1100; 1979-1974<br>Ford; F6000; 1975-1973<br>Ford; F7000; 1987-1983<br>Ford; F7000; 1979-1973<br>Ford; F8000; 1987-1983<br>Ford; F8000; 1979-1978<br>Ford; F8000; 1976-1975<br>Ford; FT800; 1990-1988<br>Ford; FT900; 1995-1987<br>Ford; L800; 1984-1978<br>Ford; L800; 1975-1973<br>Ford; L880; 1979<br>Ford; L880; 1975-1973<br>Ford; L900; 1981-1979<br>Ford; L900; 1975-1973<br>Ford; L8000; 1995-1984<br>Ford; L8000; 1982-1979<br>Ford; L8000; 1975-1973<br>Ford; L9000; 1995-1984<br>Ford; L9000; 1982-1979<br>Ford; L9000; 1975-1973<br>Ford; LA8000; 1995-1990<br>Ford; LA9000; 1995-1988<br>Ford; LL9000; 1995-1984<br>Ford; LL9000; 1979<br>Ford; LL9000; 1975-1973<br>Ford; LLA9000; 1995-1991<br>Ford; LLS9000; 1995-1991<br>Ford; LN600; 1985-1979<br>Ford; LN600; 1975-1973<br>Ford; LN700; 1987-1979<br>Ford; LN700; 1975-1973<br>Ford; LN750; 1975-1979<br>Ford; LN800; 1975-1973<br>Ford; LN900; 1981-1979<br>Ford; LN900; 1975-1973<br>Ford; LN6000; 1975-1973<br>Ford; LN7000; 1995-1984<br>Ford; LN7000; 1982-1980<br>Ford; LN7000; 1975-1973<br>Ford; LN8000; 1995-1984<br>Ford; LN8000; 1982-1980<br>Ford; LN8000; 1975-1973<br>Ford; LN9000; 1995-1984<br>Ford; LN9000; 1982-1979<br>Ford; LN9000; 1975-1980<br>Ford; LNT800; 1975-1973<br>Ford; LNT880; 1979<br>Ford; LNT880; 1975-1973<br>Ford; LNT900; 1981-1979<br>Ford; LNT900; 1975-1973<br>Ford; LNT8000; 1995-1980<br>Ford; LNT8000; 1975-1973<br>Ford; LNT9000; 1995-1979<br>Ford; LNT9000; 1975-1973<br>Ford; LS8000; 1995-1984<br>Ford; LS9000; 1979<br>Ford; LS9000; 1975-1980<br>Ford; LT800; 1975-1973<br>Ford; LT880; 1979<br>Ford; LT880; 1975-1973<br>Ford; LT900; 1981-1979<br>Ford; LT900; 1975-1973<br>Ford; LT8000; 1995-1980<br>Ford; LT8000; 1975-1973<br>Ford; LT9000; 1995-1979<br>Ford; LTA9000; 1995-1988<br>Ford; LTL9000; 1995-1982<br>Ford; LTL9000; 1979<br>Ford; LTL9000; 1975-1973<br>Ford; LTLA9000; 1995-1991<br>Ford; LTLA9000; 1995-1991<br>Ford; LTS800; 1982-1980 |
| <b>SYSTEM &amp; COMPONENT IDENT.</b> | <b>8702</b>   |  |  |
| <b>PASS. CARS</b>                    | Ford; C600; 1986-1972<br>Ford; C700; 1986-1980<br>Ford; C800; 1987-1980<br>Ford; C850; 1979-1978<br>Ford; C850; 1976-1972<br>Ford; C900; 1981-1979<br>Ford; C900; 1976-1972<br>Ford; C950; 1979<br>Ford; C950; 1976-1972<br>Ford; C1000; 1979-1971<br>Ford; C1100; 1979-1972<br>Ford; C7000; 1986-1972<br>Ford; C8000; 1990-1972<br>Ford; CF6000; 1990-1986<br>Ford; CF7000; 1995-1986<br>Ford; CF8000; 1995-1987<br>Ford; CFT8000; 1995-1987<br>Ford; CL9000; 1991-1984<br>Ford; CL9000; 1982-1979<br>Ford; CLT9000; 1991-1984<br>Ford; CLT9000; 1982-1979<br>Ford; CT800; 1983-1980<br>Ford; CT800; 1972<br>Ford; CT850; 1979<br>Ford; CT850; 1976-1972<br>Ford; CT900; 1980-1979<br>Ford; CT950; 1976-1972<br>Ford; CT8000; 1990-1972<br>Ford; F600; 1994-1980<br>Ford; F700; 1995-1980<br>Ford; F800; 1995-1980<br>Ford; F850; 1979<br>Ford; F850; 1976-1974<br>Ford; F880; 1979<br>Ford; F880; 1976-1974<br>Ford; F900; 1994-1993<br>Ford; F950; 1979<br>Ford; F950; 1976-1974<br>Ford; F1000; 1979<br>Ford; F1000; 1976-1974<br>Ford; F1100; 1979<br>Ford; F1100; 1976-1974<br>Ford; F6000; 1975-1972<br>Ford; F7000; 1987-1983<br>Ford; F7000; 1976-1972<br>Ford; F8000; 1987-1983<br>Ford; F8000; 1976-1975<br>Ford; FT800; 1990-1988<br>Ford; FT900; 1995-1989<br>Ford; FT900; 1987<br>Ford; L800; 1984-1980<br>Ford; L800; 1972<br>Ford; L880; 1979<br>Ford; L880; 1975-1972<br>Ford; L900; 1981-1979<br>Ford; L900; 1975-1972<br>Ford; L8000; 1995-1984<br>Ford; L8000; 1982-1980<br>Ford; L8000; 1975-1972<br>Ford; L9000; 1995-1984<br>Ford; L9000; 1982-1979<br>Ford; L9000; 1975-1972<br>Ford; LA8000; 1995-1990<br>Ford; LA9000; 1995-1988<br>Ford; LL9000; 1995-1984<br>Ford; LL9000; 1979<br>Ford; LL9000; 1975-1972<br>Ford; LLA9000; 1995-1991<br>Ford; LLS9000; 1995-1991<br>Ford; LN600; 1985-1980<br>Ford; LN700; 1987-1980<br>Ford; LN800; 1984-1980<br>Ford; LN800; 1972<br>Ford; LN900; 1981-1979<br>Ford; LN900; 1975-1972<br>Ford; LN6000; 1975-1972<br>Ford; LN7000; 1995-1984 |  |  |
| <b>LIGHT TRUCKS</b>                  |   |  |  |
| <b>MEDIUM/HEAVY TRUCKS</b>           |   |  |  |
| <b>BUSES</b>                         |   |  |  |
| <b>HOSE NUMERICAL</b>                |   |  |  |
| <b>REPAIR KITS</b>                   |   |  |  |
| <b>KIT NUMERICAL</b>                 |   |  |  |
| <b>ILLUSTRATIONS</b>                 |   | <b>8703</b>  |  |
|                                      |   | Ford; C500; 1979-1971<br>Ford; C550; 1979-1971<br>Ford; C600; 1986-1971<br>Ford; C700; 1986-1971<br>Ford; C750; 1978-1971<br>Ford; C800; 1987-1971<br>Ford; C850; 1979-1971<br>Ford; C900; 1981-1971<br>Ford; C950; 1979-1971<br>Ford; C1000; 1979-1971<br>Ford; C1100; 1979-1972<br>Ford; C6000; 1979-1971<br>Ford; C7000; 1986-1971<br>Ford; C8000; 1990-1971<br>Ford; C; 1970<br>Ford; CF6000; 1990-1986<br>Ford; CF7000; 1995-1986<br>Ford; CF8000; 1995-1987<br>Ford; CFT8000; 1995-1987<br>Ford; CL9000; 1991-1984<br>Ford; CL9000; 1982-1979<br>Ford; CLT9000; 1991-1984<br>Ford; CLT9000; 1982-1971<br>Ford; CT750; 1978-1971<br>Ford; CT800; 1983-1971<br>Ford; CT850; 1979-1971<br>Ford; CT900; 1980-1966<br>Ford; CT8000; 1990-1971<br>Ford; F500; 1979-1971<br>Ford; F600; 1994-1971   |  |

# Numerical Listing - Power Steering Repair Kits

## 8703 - Continued

Ford; LTS800; 1975-1973  
 Ford; LTS900; 1981-1979  
 Ford; LTS900; 1975-1973  
 Ford; LTS8000; 1995-1980  
 Ford; LTS8000; 1975-1973  
 Ford; LTS9000; 1995-1979  
 Ford; LTS9000; 1975-1973  
 Ford; W9000; 1977-1973  
 Ford; WT9000; 1977-1973  
 Ford; B500; 1972-1967  
 Ford; B600; 1979-1967  
 Ford; B700; 1979-1967  
 Ford; B6000; 1975-1973  
 Ford; B7000; 1979-1967

## 8704

Ford; C500; 1979-1971  
 Ford; C550; 1979-1971  
 Ford; C600; 1986-1971  
 Ford; C700; 1986-1971  
 Ford; C750; 1978-1971  
 Ford; C800; 1987-1971  
 Ford; C850; 1979-1971  
 Ford; C900; 1981-1971  
 Ford; C950; 1979-1971  
 Ford; C1000; 1979-1971  
 Ford; C1100; 1979-1972  
 Ford; C6000; 1979-1971  
 Ford; C7000; 1986-1971  
 Ford; C8000; 1990-1971  
 Ford; C; 1970  
 Ford; CF6000; 1990-1986  
 Ford; CF7000; 1995-1986  
 Ford; CF8000; 1995-1987  
 Ford; CFT8000; 1995-1987  
 Ford; CL9000; 1991-1984  
 Ford; CL9000; 1982-1979  
 Ford; CLT9000; 1991-1984  
 Ford; CLT9000; 1982-1971  
 Ford; CT750; 1978-1971  
 Ford; CT800; 1983-1971  
 Ford; CT850; 1979-1971  
 Ford; CT900; 1980-1970  
 Ford; CT8000; 1990-1971  
 Ford; F500; 1979-1973  
 Ford; F700; 1995-1973  
 Ford; F750; 1979-1973  
 Ford; F800; 1995-1973  
 Ford; F850; 1979-1974  
 Ford; F880; 1979-1974  
 Ford; F900; 1994-1993  
 Ford; F950; 1979-1974  
 Ford; F1000; 1979-1974  
 Ford; F1100; 1979-1974  
 Ford; F6000; 1975-1973  
 Ford; F7000; 1987-1983  
 Ford; F7000; 1979-1973  
 Ford; F8000; 1987-1983  
 Ford; F8000; 1979-1978  
 Ford; F8000; 1976-1975  
 Ford; FT800; 1990-1988  
 Ford; FT900; 1995-1987  
 Ford; L800; 1984-1978  
 Ford; L800; 1975-1973  
 Ford; L880; 1979  
 Ford; L880; 1975-1973  
 Ford; L900; 1981-1979  
 Ford; L900; 1975-1973  
 Ford; L8000; 1995-1984  
 Ford; L8000; 1982-1979  
 Ford; L8000; 1975-1973  
 Ford; L9000; 1995-1984  
 Ford; L9000; 1982-1979  
 Ford; L9000; 1975-1973  
 Ford; LA8000; 1995-1990  
 Ford; LA9000; 1995-1988  
 Ford; LL9000; 1995-1984  
 Ford; LL9000; 1979  
 Ford; LL9000; 1975-1973  
 Ford; LLA9000; 1995-1991  
 Ford; LLS9000; 1995-1991

## 8704 - Continued

Ford; LN600; 1985-1979  
 Ford; LN600; 1975-1973  
 Ford; LN700; 1987-1979  
 Ford; LN700; 1975-1973  
 Ford; LN750; 1975-1979  
 Ford; LN800; 1975-1973  
 Ford; LN900; 1981-1979  
 Ford; LN900; 1975-1973  
 Ford; LN6000; 1975-1973  
 Ford; LN7000; 1995-1984  
 Ford; LN7000; 1982-1980  
 Ford; LN7000; 1975-1973  
 Ford; LN8000; 1995-1984  
 Ford; LN8000; 1982-1980  
 Ford; LN8000; 1975-1973  
 Ford; LN9000; 1995-1984  
 Ford; LN9000; 1982-1979  
 Ford; LN9000; 1975-1980  
 Ford; LNT800; 1975-1973  
 Ford; LNT880; 1979  
 Ford; LNT880; 1975-1973  
 Ford; LNT900; 1981-1979  
 Ford; LNT900; 1975-1973  
 Ford; LNT8000; 1995-1980  
 Ford; LNT8000; 1975-1973  
 Ford; LNT9000; 1995-1979  
 Ford; LNT9000; 1975-1973  
 Ford; LS8000; 1995-1984  
 Ford; LS9000; 1979  
 Ford; LS9000; 1975-1980  
 Ford; LT800; 1975-1973  
 Ford; LT880; 1979  
 Ford; LT880; 1975-1973  
 Ford; LT900; 1981-1979  
 Ford; LT900; 1975-1973  
 Ford; LT8000; 1995-1980  
 Ford; LT8000; 1975-1973  
 Ford; LT9000; 1995-1979  
 Ford; LT9000; 1975-1973  
 Ford; LTA9000; 1995-1988  
 Ford; LTL9000; 1995-1982  
 Ford; LTL9000; 1979  
 Ford; LTL9000; 1975-1973  
 Ford; LTLA9000; 1995-1991  
 Ford; LTL9000; 1995-1991  
 Ford; LTS800; 1982-1980  
 Ford; LTS800; 1975-1973  
 Ford; LTS900; 1981-1979  
 Ford; LTS900; 1975-1973  
 Ford; LTS8000; 1995-1980  
 Ford; LTS8000; 1975-1973  
 Ford; LTS9000; 1995-1979  
 Ford; LTS9000; 1975-1973  
 Ford; W9000; 1977-1973  
 Ford; WT9000; 1977-1973

## 8705

Intnatl; A Pickup; 1967-1962  
 Intnatl; AM; 1965-1962  
 Intnatl; B Pickup; 1967  
 Intnatl; C; 1964-1962  
 Intnatl; C Pickup; 1968  
 Intnatl; CM; 1965-1963  
 Intnatl; D; 1965  
 Ford; C500; 1978-1971  
 Ford; C550; 1978-1971  
 Ford; C600; 1986-1971  
 Ford; C700; 1986-1971  
 Ford; C750; 1978-1971  
 Ford; C800; 1987-1971  
 Ford; C850; 1979-1971  
 Ford; C900; 1981-1979  
 Ford; C900; 1976-1972  
 Ford; C950; 1979  
 Ford; C950; 1976-1972  
 Ford; C6000; 1976-1972  
 Ford; C7000; 1986-1984  
 Ford; C7000; 1982-1980  
 Ford; C7000; 1976-1972  
 Ford; C8000; 1990-1984  
 Ford; C8000; 1982-1980

## 8705 - Continued

Ford; C8000; 1976-1972  
 Ford; C; 1970-1958  
 Ford; CF6000; 1990-1986  
 Ford; CF7000; 1995-1986  
 Ford; CF8000; 1995-1987  
 Ford; CFT8000; 1995-1987  
 Ford; CL9000; 1991-1984  
 Ford; CL9000; 1982-1979  
 Ford; CLT9000; 1991-1984  
 Ford; CLT9000; 1982-1971  
 Ford; CT750; 1978-1971  
 Ford; CT800; 1983-1971  
 Ford; CT850; 1979  
 Ford; CT850; 1976-1971  
 Ford; CT900; 1980-1979  
 Ford; CT950; 1976-1972  
 Ford; CT8000; 1990-1984  
 Ford; CT8000; 1982-1980  
 Ford; CT8000; 1976-1972  
 Ford; F500; 1978-1971  
 Ford; F600; 1994-1991  
 Ford; F600; 1989  
 Ford; F600; 1986-1971  
 Ford; F700; 1995-1991  
 Ford; F700; 1988  
 Ford; F700; 1986-1971  
 Ford; F750; 1979-1971  
 Ford; F800; 1995-1991  
 Ford; F800; 1986-1971  
 Ford; F850; 1979-1974  
 Ford; F880; 1979-1974  
 Ford; F900; 1994-1993  
 Ford; F950; 1979  
 Ford; F950; 1976-1990  
 Ford; F1000; 1976-1974  
 Ford; F1100; 1979  
 Ford; F1100; 1976-1974  
 Ford; F6000; 1975-1972  
 Ford; F7000; 1986-1984  
 Ford; F7000; 1976-1972  
 Ford; F8000; 1986-1984  
 Ford; F8000; 1976-1975  
 Ford; F; 1970-1979  
 Ford; L800; 1984-1970  
 Ford; L880; 1979-1971  
 Ford; L900; 1981-1979  
 Ford; L900; 1975-1972  
 Ford; L8000; 1995-1991  
 Ford; L8000; 1986-1984  
 Ford; L8000; 1982-1980  
 Ford; L8000; 1975-1972  
 Ford; L9000; 1995-1991  
 Ford; L9000; 1986-1984  
 Ford; L9000; 1982-1979  
 Ford; L9000; 1975-1972  
 Ford; LA8000; 1995-1991  
 Ford; LA9000; 1995-1991  
 Ford; LL9000; 1995-1991  
 Ford; LL9000; 1986-1984  
 Ford; LL9000; 1979  
 Ford; LL9000; 1975-1972  
 Ford; LLA9000; 1995-1991  
 Ford; LLS9000; 1995-1991  
 Ford; LN600; 1985-1970  
 Ford; LN700; 1986-1970  
 Ford; LN750; 1978-1970  
 Ford; LN800; 1984-1970  
 Ford; LN900; 1981-1979  
 Ford; LN900; 1975-1972  
 Ford; LN6000; 1975-1972  
 Ford; LN7000; 1995-1991  
 Ford; LN7000; 1986-1984  
 Ford; LN7000; 1982-1980  
 Ford; LN7000; 1975-1972  
 Ford; LN8000; 1995-1991  
 Ford; LN8000; 1986-1984  
 Ford; LN8000; 1982-1980  
 Ford; LN8000; 1975-1972  
 Ford; LN9000; 1995-1991  
 Ford; LN9000; 1986-1984  
 Ford; LN9000; 1982-1979  
 Ford; LN9000; 1975-1972

SYSTEM  
PUMP &  
GEAR  
IDENT.

SYSTEM &  
COM-  
PONENT  
IDENT.

PASS.  
CARS

LIGHT  
TRUCKS

MEDIUM/  
HEAVY  
TRUCKS

BUSES

HOSE  
NUMER-  
ICAL

REPAIR  
KITS

KIT  
NUMER-  
ICAL

ILLUST-  
RATIONS

# Numerical Listing - Power Steering Repair Kits

|                                      | 8705 - Continued   | 8706 - Continued | 8706 - Continued  |   |
|--------------------------------------|--|------------------|---|---|
| <b>SYSTEM PUMP &amp; GEAR IDENT.</b> | Ford; LNT800; 1984-1980<br>Ford; LNT800; 1975-1972<br>Ford; LNT880; 1979<br>Ford; LNT880; 1975-1972<br>Ford; LNT900; 1981-1979<br>Ford; LNT900; 1975-1972<br>Ford; LNT8000; 1995-1991<br>Ford; LNT8000; 1986-1980<br>Ford; LNT8000; 1975-1972<br>Ford; LNT9000; 1995-1991<br>Ford; LNT9000; 1986-1979<br>Ford; LNT9000; 1975-1972<br>Ford; LS8000; 1995-1991<br>Ford; LS8000; 1986-1991<br>Ford; LS9000; 1986-1984<br>Ford; LS9000; 1979<br>Ford; LS9000; 1975-1980<br>Ford; LT800; 1975-1972<br>Ford; LT880; 1979<br>Ford; LT880; 1975-1972<br>Ford; LT900; 1981-1979<br>Ford; LT900; 1975-1972<br>Ford; LT8000; 1995-1991<br>Ford; LT8000; 1986-1980<br>Ford; LT8000; 1975-1972<br>Ford; LT9000; 1995-1991<br>Ford; LT9000; 1986-1979<br>Ford; LT9000; 1975-1972<br>Ford; LTA9000; 1995-1991<br>Ford; LTL9000; 1995-1991<br>Ford; LTL9000; 1986-1982<br>Ford; LTL9000; 1979<br>Ford; LTL9000; 1975-1972<br>Ford; LTLA9000; 1995-1991<br>Ford; LTLS9000; 1995-1991<br>Ford; LTS800; 1982-1980<br>Ford; LTS800; 1975-1972<br>Ford; LTS900; 1981-1979<br>Ford; LTS900; 1975-1972<br>Ford; LTS8000; 1995-1991<br>Ford; LTS8000; 1986-1980<br>Ford; LTS8000; 1975-1972<br>Ford; LTS9000; 1995-1991<br>Ford; LTS9000; 1989<br>Ford; LTS9000; 1986-1979<br>Ford; LTS9000; 1975-1972<br>Ford; N; 1969<br>Ford; W9000; 1977-1972<br>Ford; WT9000; 1977-1972<br>Ford; B500; 1978-1958<br>Ford; B750; 1978-1958 | <b>8706</b>      | Ford; F500; 1979-1973<br>Ford; F700; 1995-1973<br>Ford; F750; 1979-1973<br>Ford; F800; 1995-1973<br>Ford; F850; 1979-1974<br>Ford; F880; 1979-1974<br>Ford; F900; 1994-1993<br>Ford; F950; 1979-1974<br>Ford; F1000; 1979-1974<br>Ford; F1100; 1979-1974<br>Ford; F6000; 1975-1973<br>Ford; F7000; 1987-1983<br>Ford; F7000; 1979-1973<br>Ford; F8000; 1987-1983<br>Ford; F8000; 1979-1978<br>Ford; F8000; 1976-1975<br>Ford; FT800; 1990-1988<br>Ford; FT900; 1995-1987<br>Ford; L800; 1984-1978<br>Ford; L800; 1975-1973<br>Ford; L880; 1979<br>Ford; L880; 1975-1973<br>Ford; L900; 1981-1979<br>Ford; L900; 1975-1973<br>Ford; L8000; 1995-1984<br>Ford; L8000; 1982-1979<br>Ford; L8000; 1975-1973<br>Ford; L9000; 1995-1984<br>Ford; L9000; 1982-1979<br>Ford; L9000; 1975-1973<br>Ford; LA8000; 1995-1990<br>Ford; LA9000; 1995-1988<br>Ford; LL9000; 1995-1984<br>Ford; LL9000; 1979<br>Ford; LL9000; 1975-1973<br>Ford; LLA9000; 1995-1991<br>Ford; LLS9000; 1995-1991<br>Ford; LN600; 1985-1979<br>Ford; LN600; 1975-1973<br>Ford; LN700; 1987-1979<br>Ford; LN700; 1975-1973<br>Ford; LN750; 1975-1979<br>Ford; LN800; 1975-1973<br>Ford; LN900; 1981-1979<br>Ford; LN900; 1975-1973<br>Ford; LN6000; 1975-1973<br>Ford; LN7000; 1995-1984<br>Ford; LN7000; 1982-1980<br>Ford; LN7000; 1975-1973<br>Ford; LN8000; 1995-1984<br>Ford; LN8000; 1982-1980<br>Ford; LN8000; 1975-1973<br>Ford; LN9000; 1995-1984<br>Ford; LN9000; 1982-1979<br>Ford; LN9000; 1975-1980<br>Ford; LNT800; 1975-1973<br>Ford; LNT880; 1979<br>Ford; LNT880; 1975-1973<br>Ford; LNT900; 1981-1979<br>Ford; LNT900; 1975-1973<br>Ford; LNT8000; 1995-1980<br>Ford; LNT8000; 1975-1973<br>Ford; LNT9000; 1995-1979<br>Ford; LNT9000; 1975-1973<br>Ford; LS8000; 1995-1984<br>Ford; LS9000; 1979<br>Ford; LS9000; 1975-1980<br>Ford; LT800; 1975-1973<br>Ford; LT880; 1979<br>Ford; LT880; 1975-1973<br>Ford; LT900; 1981-1979<br>Ford; LT900; 1975-1973<br>Ford; LT8000; 1995-1980<br>Ford; LT8000; 1975-1973<br>Ford; LT9000; 1995-1979<br>Ford; LT9000; 1975-1973<br>Ford; LTA9000; 1995-1988<br>Ford; LTL9000; 1995-1982<br>Ford; LTL9000; 1979<br>Ford; LTL9000; 1975-1973<br>Ford; LTLA9000; 1995-1991<br>Ford; LTLS9000; 1995-1991 | Ford; LTS800; 1982-1980<br>Ford; LTS800; 1975-1973<br>Ford; LTS900; 1981-1979<br>Ford; LTS900; 1975-1973<br>Ford; LTS8000; 1995-1980<br>Ford; LTS8000; 1975-1973<br>Ford; LTS9000; 1995-1979<br>Ford; LTS9000; 1975-1973<br>Ford; W9000; 1977-1973<br>Ford; WT9000; 1977-1973<br>Ford; B600; 1984-1980<br>Ford; B700; 1984-1980<br>Ford; B7000; 1984-1983 |
| <b>SYSTEM &amp; COMPONENT IDENT.</b> |  |                  | <b>8707</b>   |   |
| <b>PASS. CARS</b>                    |  |                  | Ford; C500; 1979-1971<br>Ford; C550; 1979-1971<br>Ford; C600; 1986-1971<br>Ford; C700; 1986-1971<br>Ford; C750; 1978-1971<br>Ford; C800; 1987-1971<br>Ford; C850; 1979-1971<br>Ford; C900; 1981-1971<br>Ford; C1000; 1979-1971<br>Ford; C950; 1979-1971<br>Ford; C1000; 1979-1971<br>Ford; C1100; 1979-1972<br>Ford; C6000; 1979-1971<br>Ford; C7000; 1986-1971<br>Ford; C8000; 1990-1971<br>Ford; C; 1970<br>Ford; CF6000; 1990-1986<br>Ford; CF7000; 1995-1986<br>Ford; CF8000; 1995-1987<br>Ford; CFT8000; 1995-1987<br>Ford; CL9000; 1991-1984<br>Ford; CL9000; 1982-1979<br>Ford; CLT9000; 1991-1984<br>Ford; CLT9000; 1982-1971<br>Ford; CT750; 1978-1971<br>Ford; CT800; 1983-1971<br>Ford; CT850; 1979-1971<br>Ford; CT900; 1980-1970<br>Ford; CT8000; 1990-1971<br>Ford; F500; 1979-1973<br>Ford; F700; 1995-1973<br>Ford; F750; 1979-1973<br>Ford; F800; 1995-1973<br>Ford; F850; 1979-1974<br>Ford; F880; 1979-1974<br>Ford; F900; 1994-1993<br>Ford; F950; 1979-1974<br>Ford; F1000; 1979-1974<br>Ford; F1100; 1979-1974<br>Ford; F6000; 1975-1973<br>Ford; F7000; 1987-1983<br>Ford; F7000; 1979-1973<br>Ford; F8000; 1987-1983<br>Ford; F8000; 1979-1978<br>Ford; FT800; 1990-1988<br>Ford; FT900; 1995-1987<br>Ford; L800; 1984-1978<br>Ford; L800; 1975-1973<br>Ford; L880; 1979<br>Ford; L880; 1975-1973<br>Ford; L900; 1981-1979<br>Ford; L900; 1975-1973<br>Ford; L8000; 1995-1984<br>Ford; L8000; 1982-1979<br>Ford; L8000; 1975-1973<br>Ford; L9000; 1995-1984<br>Ford; L9000; 1982-1979<br>Ford; L9000; 1975-1973<br>Ford; LA8000; 1995-1990<br>Ford; LA9000; 1995-1988<br>Ford; LL9000; 1995-1984<br>Ford; LL9000; 1979<br>Ford; LL9000; 1975-1973<br>Ford; LLA9000; 1995-1991<br>Ford; LLS9000; 1995-1991<br>Ford; LN600; 1985-1979   |   |
| <b>LIGHT TRUCKS</b>                  |  |                  |   |   |
| <b>MEDIUM/HEAVY TRUCKS</b>           |  |                  |   |   |
| <b>BUSES</b>                         |  |                  |   |   |
| <b>HOSE NUMERICAL</b>                |  |                  |   |   |
| <b>REPAIR KITS</b>                   |  |                  |   |   |
| <b>KIT NUMERICAL</b>                 |  |                  |   |   |
| <b>ILLUSTRATIONS</b>                 |  |                  |   |   |

# Numerical Listing - Power Steering Repair Kits

| 8707 - Continued  | 8708 - Continued   | 8709 - Continued  |
|---|--|---|
| <p>Ford; LN600; 1975-1973<br/>                     Ford; LN700; 1987-1979<br/>                     Ford; LN700; 1975-1973<br/>                     Ford; LN750; 1975-1979<br/>                     Ford; LN800; 1975-1973<br/>                     Ford; LN900; 1981-1979<br/>                     Ford; LN900; 1975-1973<br/>                     Ford; LN6000; 1975-1973<br/>                     Ford; LN7000; 1995-1984<br/>                     Ford; LN7000; 1982-1980<br/>                     Ford; LN7000; 1975-1973<br/>                     Ford; LN8000; 1995-1984<br/>                     Ford; LN8000; 1982-1980<br/>                     Ford; LN8000; 1975-1973<br/>                     Ford; LN9000; 1995-1984<br/>                     Ford; LN9000; 1982-1979<br/>                     Ford; LN9000; 1975-1980<br/>                     Ford; LNT800; 1975-1973<br/>                     Ford; LNT880; 1979<br/>                     Ford; LNT880; 1975-1973<br/>                     Ford; LNT900; 1981-1979<br/>                     Ford; LNT900; 1975-1973<br/>                     Ford; LNT8000; 1995-1980<br/>                     Ford; LNT8000; 1975-1973<br/>                     Ford; LNT9000; 1995-1979<br/>                     Ford; LNT9000; 1975-1973<br/>                     Ford; LS8000; 1995-1984<br/>                     Ford; LS9000; 1979<br/>                     Ford; LS9000; 1975-1980<br/>                     Ford; LT800; 1975-1973<br/>                     Ford; LT880; 1979<br/>                     Ford; LT880; 1975-1973<br/>                     Ford; LT900; 1981-1979<br/>                     Ford; LT900; 1975-1973<br/>                     Ford; LT8000; 1995-1980<br/>                     Ford; LT8000; 1975-1973<br/>                     Ford; LT9000; 1995-1979<br/>                     Ford; LT9000; 1975-1973<br/>                     Ford; LTA9000; 1995-1988<br/>                     Ford; LTL9000; 1995-1982<br/>                     Ford; LTL9000; 1979<br/>                     Ford; LTL9000; 1975-1973<br/>                     Ford; LTLA9000; 1995-1991<br/>                     Ford; LTL9000; 1995-1991<br/>                     Ford; LTS800; 1982-1980<br/>                     Ford; LTS800; 1975-1973<br/>                     Ford; LTS900; 1981-1979<br/>                     Ford; LTS900; 1975-1973<br/>                     Ford; LTS8000; 1995-1980<br/>                     Ford; LTS8000; 1975-1973<br/>                     Ford; LTS9000; 1995-1979<br/>                     Ford; LTS9000; 1975-1973<br/>                     Ford; W9000; 1977-1973<br/>                     Ford; WT9000; 1977-1973<br/>                     Ford; B600; 1984-1980<br/>                     Ford; B700; 1984-1980<br/>                     Ford; B7000; 1984-1983</p> | <p>Ply; Fury; 1978-1967<br/>                     Ply; Gran Fury; 1977-1971<br/>                     Ply; Satellite; 1974-1969<br/>                     Ply; Scamp; 1976-1971<br/>                     Ply; Valiant; 1976-1969<br/>                     Ply; Volare; 1979-1976</p> <p style="text-align: center;"><b>8709</b></p> <p>AmerMtrs; Ambassador; 1974-1968<br/>                     AmerMtrs; American; 1968<br/>                     AmerMtrs; AMX; 1980-1978<br/>                     AmerMtrs; AMX; 1974-1968<br/>                     AmerMtrs; Concord; 1983-1978<br/>                     AmerMtrs; Eagle; 1988-1980<br/>                     AmerMtrs; Gremlin; 1978-1970<br/>                     AmerMtrs; Hornet; 1977-1970<br/>                     AmerMtrs; Javelin; 1974-1968<br/>                     AmerMtrs; Matador; 1978-1971<br/>                     AmerMtrs; Pacer; 1980-1975<br/>                     AmerMtrs; Rambler; 1969-1968<br/>                     AmerMtrs; Spirit; 1983-1979<br/>                     Buick; Apollo; 1975-1973<br/>                     Buick; Centurion; 1973-1971<br/>                     Buick; Century; 1995-1988<br/>                     Buick; Century; 1986-1973<br/>                     Buick; Electra; 1989-1960<br/>                     Buick; Estate Wagon; 1979-1971<br/>                     Buick; Invicta; 1963-1960<br/>                     Buick; Lesabre; 1995-1960<br/>                     Buick; Park Ave.; 1995-1991<br/>                     Buick; Regal; 1995-1990<br/>                     Buick; Regal; 1987-1973<br/>                     Buick; Riviera; 1995<br/>                     Buick; Riviera; 1993-1992<br/>                     Buick; Riviera; 1985-1963<br/>                     Buick; Roadmaster; 1995-1991<br/>                     Buick; Skyhawk; 1986-1982<br/>                     Buick; Skyhawk; 1980-1975<br/>                     Buick; Skylark; 1995-1989<br/>                     Buick; Skylark; 1985-1975<br/>                     Buick; Skylark; 1972-1961<br/>                     Buick; Special; 1969-1961<br/>                     Buick; Wildcat; 1970-1964<br/>                     Cad; Allante; 1992-1965<br/>                     Cad; Cimarron; 1984-1982<br/>                     Cad; Deville; 1995-1991<br/>                     Cad; Deville; 1985-1965<br/>                     Cad; Eldorado; 1993-1991<br/>                     Cad; Eldorado; 1985-1959<br/>                     Cad; Fleetwood; 1995-1989<br/>                     Cad; Fleetwood; 1986-1959<br/>                     Cad; Fleetwood Sixty Special; 1967-1959<br/>                     Cad; Serie; 1964-1959<br/>                     Cad; Seville; 1993-1991<br/>                     Cad; Seville; 1985-1976<br/>                     Cad; Sixty Special; 1993<br/>                     Chev; Astro; 1995-1987<br/>                     Chev; Beaumont; 1969-1964<br/>                     Chev; BelAir; 1981-1960<br/>                     Chev; Beretta; 1995-1987<br/>                     Chev; Biscayne; 1975-1960<br/>                     Chev; Blazer; 1995<br/>                     Chev; Blazer; 1982-1969<br/>                     Chev; Blazer Compact; 1994-1983<br/>                     Chev; C&amp;K Pickup; 1995-1988<br/>                     Chev; C&amp;K Pickup; 1986-1963<br/>                     Chev; Camaro; 1995-1967<br/>                     Chev; Caprice; 1995-1966<br/>                     Chev; Cavalier; 1995-1990<br/>                     Chev; Cavalier; 1984-1982<br/>                     Chev; Celebrity; 1990-1988<br/>                     Chev; Celebrity; 1986-1982<br/>                     Chev; Chevelle; 1976-1964<br/>                     Chev; Chevette; 1987-1981<br/>                     Chev; Chevy II; 1968-1962<br/>                     Chev; Citation; 1985-1980<br/>                     Chev; Corsica; 1995-1987<br/>                     Chev; Corvette; 1982-1963<br/>                     Chev; El Camino; 1987-1971<br/>                     Chev; Impala; 1985-1960<br/>                     Chev; Impala SS; 1995-1990</p> | <p>Chev; Lumina APV; 1995-1992<br/>                     Chev; Malibu; 1983-1973<br/>                     Chev; Monte Carlo; 1995<br/>                     Chev; Monte Carlo; 1988-1970<br/>                     Chev; Monza; 1980-1975<br/>                     Chev; Nova; 1979-1969<br/>                     Chev; P Van; 1995-1973<br/>                     Chev; R&amp;V Pickup; 1991-1987<br/>                     Chev; S Pickup; 1995-1982<br/>                     Chev; Suburban; 1995-1963<br/>                     Chev; Tahoe; 1995<br/>                     Chev; Vega; 1977-1971<br/>                     Chry; Concorde; 1995<br/>                     Chry; Cordoba; 1983-1975<br/>                     Chry; Daytona; 1993-1990<br/>                     Chry; Daytona; 1987-1984<br/>                     Chry; Dynasty; 1992-1988<br/>                     Chry; E Class; 1984-1983<br/>                     Chry; Executive; 1986-1983<br/>                     Chry; Fifth Ave.; 1989-1983<br/>                     Chry; Imperial; 1983-1981<br/>                     Chry; Imperial; 1975-1969<br/>                     Chry; Intrepid; 1995<br/>                     Chry; Laser; 1986-1977<br/>                     Chry; LHS; 1995<br/>                     Chry; New Yorker; 1995<br/>                     Chry; New Yorker; 1989-1969<br/>                     Chry; Newport; 1981-1969<br/>                     Chry; TC Maserati; 1991-1990<br/>                     Chry; Town &amp; Country; 1988-1971<br/>                     Chry; Town &amp; Country Van; 1995-1990<br/>                     Chry; 300; 1971-1969<br/>                     Dodge; A Van; 1970-1964<br/>                     Dodge; Aries; 1987-1981<br/>                     Dodge; Aries America; 1989-1988<br/>                     Dodge; Aspen; 1980-1976<br/>                     Dodge; B Van; 1995-1972<br/>                     Dodge; Caravan; 1995-1984<br/>                     Dodge; Challenger; 1974-1970<br/>                     Dodge; Charger; 1987-1983<br/>                     Dodge; Charger; 1978-1966<br/>                     Dodge; Coronet; 1976-1965<br/>                     Dodge; D50 Pickup; 1980-1979<br/>                     Dodge; D &amp; W Pickup; 1993-1963<br/>                     Dodge; Dakota; 1995-1969<br/>                     Dodge; Daytona; 1993-1984<br/>                     Dodge; Diplomat; 1989-1977<br/>                     Dodge; Dynasty; 1993-1987<br/>                     Dodge; Grand Caravan; 1995-1987<br/>                     Dodge; Intrepid; 1995<br/>                     Dodge; Lancer; 1989-1985<br/>                     Dodge; M Motor Home; 1980-1975<br/>                     Dodge; M Motor Home; 1973-1972<br/>                     Dodge; Magnum; 1979-1978<br/>                     Dodge; Mini Ram Van; 1988-1980<br/>                     Dodge; Monaco; 1992-1990<br/>                     Dodge; Monaco; 1978-1967<br/>                     Dodge; Omni; 1990-1978<br/>                     Dodge; Polara; 1973-1967<br/>                     Dodge; Ram 50 Pickup; 1986-1981<br/>                     Dodge; Ram Pickup; 1995-1974<br/>                     Dodge; Rampage; 1984-1982<br/>                     Dodge; RM Motor Home; 1974-1973<br/>                     Dodge; Royal Monaco; 1977-1975<br/>                     Dodge; Shadow; 1994-1987<br/>                     Dodge; Spirit; 1995-1989<br/>                     Dodge; St. Regis; 1981-1979<br/>                     Dodge; 400; 1983-1982<br/>                     Dodge; 600; 1988-1983<br/>                     Eagle; Medallion; 1989-1988<br/>                     Eagle; Premier; 1992-1988<br/>                     Eagle; Vision; 1995<br/>                     Ford; Country Sedan; 1974<br/>                     Ford; Country Squire; 1974<br/>                     Ford; Custom 500; 1978-1975<br/>                     Ford; Fairmont; 1979<br/>                     Ford; Galaxie 500; 1974<br/>                     Ford; Granada; 1979<br/>                     Ford; Ltd; 1978-1974<br/>                     Ford; Thunderbird; 1976-1972<br/>                     GMC; C&amp;K Pickup; 1995-1988<br/>                     GMC; C&amp;K Pickup; 1986-1963</p> |
| <p style="text-align: center;"><b>8708</b></p> <p>Chry; Cordoba; 1979-1975<br/>                     Chry; Imperial; 1975-1969<br/>                     Chry; Lebaron; 1979-1977<br/>                     Chry; New Yorker; 1979-1969<br/>                     Chry; Newport; 1979-1969<br/>                     Chry; Town &amp; Country; 1979-1971<br/>                     Chry; 300; 1971-1969<br/>                     Dodge; Aspen; 1979-1976<br/>                     Dodge; B Van; 1971<br/>                     Dodge; Challenger; 1974-1970<br/>                     Dodge; Charger; 1978-1969<br/>                     Dodge; Coronet; 1976-1969<br/>                     Dodge; D &amp; W Pickup; 1971-1963<br/>                     Dodge; Dart; 1976-1969<br/>                     Dodge; Diplomat; 1979-1977<br/>                     Dodge; Magnum; 1979-1978<br/>                     Dodge; Monaco; 1978-1967<br/>                     Dodge; Polara; 1973-1967<br/>                     Dodge; Royal Monaco; 1977-1975<br/>                     Dodge; St. Regis; 1979<br/>                     Ply; Barracuda; 1974-1969<br/>                     Ply; Duster; 1976-1970</p>   | <p style="text-align: center;"><b>8709</b></p> <p>Chry; Cordoba; 1979-1975<br/>                     Chry; Imperial; 1975-1969<br/>                     Chry; Lebaron; 1979-1977<br/>                     Chry; New Yorker; 1979-1969<br/>                     Chry; Newport; 1979-1969<br/>                     Chry; Town &amp; Country; 1979-1971<br/>                     Chry; 300; 1971-1969<br/>                     Dodge; Aspen; 1979-1976<br/>                     Dodge; B Van; 1971<br/>                     Dodge; Challenger; 1974-1970<br/>                     Dodge; Charger; 1978-1969<br/>                     Dodge; Coronet; 1976-1969<br/>                     Dodge; D &amp; W Pickup; 1971-1963<br/>                     Dodge; Dart; 1976-1969<br/>                     Dodge; Diplomat; 1979-1977<br/>                     Dodge; Magnum; 1979-1978<br/>                     Dodge; Monaco; 1978-1967<br/>                     Dodge; Polara; 1973-1967<br/>                     Dodge; Royal Monaco; 1977-1975<br/>                     Dodge; St. Regis; 1979<br/>                     Ply; Barracuda; 1974-1969<br/>                     Ply; Duster; 1976-1970</p>  | <p>Chry; Cordoba; 1979-1975<br/>                     Chry; Imperial; 1975-1969<br/>                     Chry; Lebaron; 1979-1977<br/>                     Chry; New Yorker; 1979-1969<br/>                     Chry; Newport; 1979-1969<br/>                     Chry; Town &amp; Country; 1979-1971<br/>                     Chry; 300; 1971-1969<br/>                     Dodge; Aspen; 1979-1976<br/>                     Dodge; B Van; 1971<br/>                     Dodge; Challenger; 1974-1970<br/>                     Dodge; Charger; 1978-1969<br/>                     Dodge; Coronet; 1976-1969<br/>                     Dodge; D &amp; W Pickup; 1971-1963<br/>                     Dodge; Dart; 1976-1969<br/>                     Dodge; Diplomat; 1979-1977<br/>                     Dodge; Magnum; 1979-1978<br/>                     Dodge; Monaco; 1978-1967<br/>                     Dodge; Polara; 1973-1967<br/>                     Dodge; Royal Monaco; 1977-1975<br/>                     Dodge; St. Regis; 1979<br/>                     Ply; Barracuda; 1974-1969<br/>                     Ply; Duster; 1976-1970</p>  |

|                                      |
|--------------------------------------|
| SYSTEM<br>PUMP &<br>GEAR<br>IDENT.   |
| SYSTEM &<br>COM-<br>PONENT<br>IDENT. |
| PASS.<br>CARS                        |
| LIGHT<br>TRUCKS                      |
| MEDIUM/<br>HEAVY<br>TRUCKS           |
| BUSES                                |
| HOSE<br>NUMER-<br>ICAL               |
| REPAIR<br>KITS                       |
| KIT<br>NUMER-<br>ICAL                |
| ILLUST-<br>RATIONS                   |



# Numerical Listing - Power Steering Repair Kits

|                                      | 8709 - Continued   | 8709 - Continued   | 8709 - Continued   |
|--------------------------------------|--|--|--|
| <b>SYSTEM PUMP &amp; GEAR IDENT.</b> | GMC; Caballero; 1987-1978<br>GMC; G Van; 1995-1971<br>GMC; G Van; 1969<br>GMC; Jimmy; 1995-1992<br>GMC; Jimmy; 1982-1983<br>GMC; Jimmy Full Size; 1991-1983<br>GMC; P Van; 1995-1973<br>GMC; R&V Pickup; 1991-1987<br>GMC; S Pickup; 1990-1982<br>GMC; Safari; 1995-1987<br>GMC; Sonoma; 1995-1991<br>GMC; Sprint; 1977-1971<br>GMC; Suburban; 1995-1963<br>GMC; Syclone; 1992-1991<br>GMC; Typhoon; 1993-1992<br>GMC; Yukon; 1995-1992  | Ply; B Van; 1983-1974<br>Ply; Barracuda; 1974-1967<br>Ply; Belvedere; 1970-1965<br>Ply; Caravelle; 1988-1989<br>Ply; Duster; 1976-1970<br>Ply; Expo; 1989-1987<br>Ply; Fury; 1978-1967<br>Ply; Gran Fury; 1989-1980<br>Ply; Gran Fury; 1977-1975<br>Ply; Grand Voyager; 1995-1987<br>Ply; Horizon; 1990-1981<br>Ply; Road Runner; 1974-1971<br>Ply; Satellite; 1974-1971<br>Ply; Scamp Pickup; 1983-1987<br>Ply; Trailduster; 1981-1974<br>Ply; Valiant; 1976<br>Ply; Voyager; 1995-1984<br>Pont; Acadian; 1987-1981<br>Pont; Acadian; 1971-1962<br>Pont; Astre; 1977-1973<br>Pont; Bonneville; 1995-1992<br>Pont; Bonneville; 1986-1967<br>Pont; Bonneville; 1963-1967<br>Pont; Catalina; 1963-1960<br>Pont; Executive; 1970-1967<br>Pont; Firebird; 1995-1967<br>Pont; Grand Am; 1995-1989<br>Pont; Grand Am; 1980-1978<br>Pont; Grand Am; 1975-1973<br>Pont; Grand Lemans; 1983-1975<br>Pont; Grand Prix; 1995-1989<br>Pont; Grand Prix; 1987-1967<br>Pont; Grand Prix; 1963-1962<br>Pont; Grand Safari; 1978-1971<br>Pont; Grandville; 1975-1967<br>Pont; GTO; 1971-1967<br>Pont; Laurentian; 1963-1961<br>Pont; Lemans; 1981-1970<br>Pont; Parisienne; 1986-1967<br>Pont; Parisienne; 1963-1961<br>Pont; Phoenix; 1984-1977<br>Pont; Safari; 1989-1987<br>Pont; Star Chief; 1963-1959<br>Pont; Sunbird; 1994-1991<br>Pont; Sunbird; 1986-1985<br>Pont; Sunbird; 1980-1976<br>Pont; Sunfire; 1995<br>Pont; T1000; 1982-1981<br>Pont; Tempest; 1991-1987<br>Pont; Tempest; 1970-1967<br>Pont; Trans Sport; 1995-1992<br>Pont; Ventura; 1977-1971<br>Pont; 1000; 1987-1983<br>Pont; 2000; 1983-1984<br>Pont; 6000; 1991-1982<br>Renault; Alliance; 1987-1983<br>Renault; Encore; 1986-1984<br>Renault; Fuego; 1984-1982<br>Renault; 181; 1983-1981<br>Saab; 900; 1988-1979<br>Saturn; S-Series; 1995-1991<br>VW; Jetta; 1984-1982<br>VW; Rabbit; 1984-1981<br>VW; Rabbit Pickup; 1983-1981<br>VW; Scirocco; 1983-1982<br>Volvo; 240; 1985-1977<br>Volvo; 260; 1982-1977<br>Volvo; 740; 1986-1985<br>Volvo; 760; 1990-1983<br>Volvo; 780; 1990-1987<br>Chev; P30; 1995<br>Chev; P30; 1990-1972<br>Dodge; C700; 1974-1969<br>Dodge; C800; 1974-1969<br>Dodge; C850; 1974-1969<br>Dodge; C900; 1974-1972<br>Dodge; CT700; 1974-1969<br>Dodge; D400; 1981-1980<br>Dodge; D400; 1974-1969<br>Dodge; D450; 1981-1980<br>Dodge; D500; 1974-1969<br>Dodge; D600; 1974-1969 | Dodge; D700; 1974-1969<br>Ford; C600; 1986-1984<br>Ford; C700; 1986-1984<br>Ford; C800; 1987-1984<br>Ford; C7000; 1986-1984<br>Ford; C8000; 1987-1984<br>Ford; CF6000; 1987<br>Ford; CFT8000; 1987<br>Ford; CL9000; 1987-1984<br>Ford; CLT9000; 1987-1984<br>Ford; CT8000; 1987-1984<br>Ford; E350; 1989<br>Ford; F600; 1994-1980<br>Ford; F700; 1994-1980<br>Ford; F7000; 1987-1980<br>Ford; F8000; 1987-1993<br>Ford; FT800; 1990-1988<br>Ford; FT900; 1994-1987<br>Ford; L800; 1984<br>Ford; L8000; 1994-1984<br>Ford; L9000; 1994-1984<br>Ford; LA8000; 1994-1990<br>Ford; LA9000; 1994-1988<br>Ford; LL9000; 1994-1984<br>Ford; LLA9000; 1994-1991<br>Ford; LLS9000; 1994-1991<br>Ford; LN600; 1985-1984<br>Ford; LN700; 1987-1984<br>Ford; LN800; 1984<br>Ford; LN7000; 1994-1984<br>Ford; LN8000; 1994-1984<br>Ford; LN9000; 1994-1984<br>Ford; LNT800; 1984<br>Ford; LNT8000; 1994-1984<br>Ford; LNT9000; 1994-1984<br>Ford; LS8000; 1994-1984<br>Ford; LS9000; 1994-1984<br>Ford; LT800; 1984<br>Ford; LT8000; 1994-1984<br>Ford; LT9000; 1994-1984<br>Ford; LTA9000; 1994-1988<br>Ford; LTL9000; 1995-1984<br>Ford; LTLA9000; 1994-1991<br>Ford; LTLS9000; 1994-1991<br>Ford; LTS8000; 1994-1984<br>Ford; LTS9000; 1994-1984<br>GMC; P3500; 1995<br>GMC; P3500; 1979-1978<br>Isuzu; NPR; 1995-1991<br>Ford; B600; 1986-1980<br>Ford; B700; 1986-1980<br>Ford; B7000; 1986-1983 |
| <b>SYSTEM &amp; COMPONENT IDENT.</b> | Intrnatl; D Pickup; 1970-1969<br>Intrnatl; MHC1310; 1975-1973<br>Intrnatl; Scout; 1971<br>Intrnatl; 100; 1974-1971<br>Intrnatl; 150; 1975<br>Intrnatl; 200; 1975-1974<br>Intrnatl; 1110; 1973-1971<br>Intrnatl; 1210; 1973-1971<br>Intrnatl; 1310; 1973-1971<br>Isuzu; Pickup; 1987-1983<br>Isuzu; Rodeo; 1992-1991<br>Isuzu; Trooper; 1991-1984<br>Jaguar; Vanden Plas; 1994-1982<br>Jaguar; XJ12; 1989-1972<br>Jaguar; XJS; 1985-1982<br>Jaguar; XJS; 1980-1976<br>Jaguar; XKE; 1974-1973<br>Jeep; Cherokee; 1987-1974<br>Jeep; CJ; 1986-1972<br>Jeep; Comanche; 1987-1986<br>Jeep; Commando; 1973-1972<br>Jeep; Grand Wagoneer; 1991-1984<br>Jeep; J Pickup; 1988-1972<br>Jeep; Scrambler; 1985-1981<br>Jeep; Wagoneer; 1987-1972<br>Jeep; Wrangler; 1990-1987<br>Jeep; YJ; 1990-1987<br>Linc; Continental; 1979-1972<br>Linc; Mark IV; 1976-1972<br>Linc; Mark V; 1979-1977<br>Merc; Colony Park; 1974-1973<br>Merc; Grand Marquis; 1978-1975<br>Merc; Marquis; 1978-1973<br>Mits; Pickup; 1986-1983<br>Niss; Maxima; 1984-1981<br>Niss; 810; 1981<br>Olds; Achieva; 1995-1992<br>Olds; Bravada; 1994-1971<br>Olds; Cutlass; 1987-1967<br>Olds; Cutlass Calais; 1991-1989<br>Olds; Cutlass Ciera; 1995-1991<br>Olds; Cutlass Ciera; 1989-1988<br>Olds; Cutlass Ciera; 1986-1982<br>Olds; Cutlass Cruiser; 1994-1990<br>Olds; Cutlass Cruiser; 1981-1978<br>Olds; Cutlass Supreme; 1995-1988<br>Olds; Delmont 88; 1968-1967<br>Olds; Delta 88; 1985-1967<br>Olds; Eighty Eight; 1995-1992<br>Olds; Eighty Eight; 1966-1964<br>Olds; F85; 1972-1964<br>Olds; Firenza; 1986-1982<br>Olds; Jetstar 88; 1966-1991<br>Olds; Ninety Eight; 1985-1964<br>Olds; Omega; 1984-1973<br>Olds; Se; 1963-1960<br>Olds; Se; 1963-1960<br>Olds; Silhouette; 1995-1992<br>Olds; Starfire; 1980-1975<br>Olds; Starfire; 1966-1992<br>Olds; Toronado; 1985-1966<br>Olds; Vista Cruiser; 1975-1964<br>Olds; 442; 1971-1968<br>Peug; 505; 1987-1980<br>Ply; Acclaim; 1995-1989<br>Ply; Arrow Pickup; 1982-1979 |  |  |
| <b>PASS. CARS</b>                    |  |  |  |
| <b>LIGHT TRUCKS</b>                  |  |  |  |
| <b>MEDIUM/HEAVY TRUCKS</b>           |  |  |  |
| <b>BUSES</b>                         |  |  |  |
| <b>HOSE NUMERICAL</b>                |  |  |  |
| <b>REPAIR KITS</b>                   |  |  |  |
| <b>KIT NUMERICAL</b>                 |  |  |  |
| <b>ILLUSTRATIONS</b>                 |  |  |  |
|                                      |  |  | <b>8710</b>  |
|                                      |  |  | Chry; Imperial; 1960-1957<br>Chry; Lebaron; 1960-1957<br>Chry; New Yorker; 1960-1957<br>Chry; Saratoga; 1960-1957<br>Chry; Windsor; 1960-1957<br>Chry; 300; 1960-1957<br>Desoto; Adventurer; 1960-1958<br>Desoto; Desoto; 1961<br>Desoto; Firedome; 1959-1958<br>Desoto; Fireflite; 1960-1958<br>Dodge; Charger; 1968-1966<br>Dodge; Coronet; 1968-1965<br>Dodge; Coronet; 1959-1958<br>Dodge; Custom 880; 1965-1962<br>Dodge; Dart; 1968-1962<br>Dodge; Lancer; 1962-1961<br>Dodge; Monaco; 1968-1965<br>Dodge; Polara; 1968-1960<br>Dodge; 330; 1964-1963<br>Ply; Barracuda; 1968-1958<br>Ply; Fury; 1968-1959<br>Ply; Satellite; 1969-1958<br>Ply; Valiant; 1968-1960   |
|                                      |  |  | <b>8711</b>  |
|                                      |  |  | Buick; Electra; 1968-1965  |

# Numerical Listing - Power Steering Repair Kits

| 8711 - Continued                        | 8711 - Continued              | 8711 - Continued              |
|---|-------------------------------|-------------------------------|
| Buick; Lesabre; 1969-1965               | Merc; Monterey; 1974-1965     | Chev; TD50; 1969-1967         |
| Buick; Riviera; 1968-1965               | Merc; Park Lane; 1968-1965    | Chev; TD60; 1969-1967         |
| Buick; Skylark; 1969-1965               | Merc; Sable; 1995-1986        | Chev; TE50; 1972-1963         |
| Buick; Skylark; 1963-1961               | Merc; Topaz; 1991             | Chev; TE60; 1972-1970         |
| Buick; Special; 1969-1965               | Merc; Zephyr; 1983-1978       | Chev; TE60; 1966-1963         |
| Buick; Special; 1963-1961               | Merkur; XR4TI; 1989-1985      | Chev; TE65; 1972-1966         |
| Buick; Wildcat; 1968-1965               | Olds; Cutlass; 1967           | Chev; TG50; 1972-1967         |
| Cad; Calais; 1967-1965                  | Olds; F85; 1967-1966          | Chev; TG60; 1972-1967         |
| Cad; Deville; 1967-1965                 | Olds; F85; 1963-1961          | Chev; TG70; 1969-1966         |
| Cad; Eldorado; 1967-1963                | Pont; Bonneville; 1966-1964   | Chev; TJ70; 1968-1966         |
| Cad; Fleetwood 75; 1967-1963            | Pont; Bonneville; 1959        | Chev; TM65; 1972-1970         |
| Cad; Fleetwood Sixty Special; 1967-1963 | Pont; Catalina; 1966-1964     | Chev; TM70; 1972-1966         |
| Chev; Beaumont; 1968-1964               | Pont; Catalina; 1959          | Chev; TM80; 1972-1966         |
| Chev; BelAir; 1966-1960                 | Pont; Grand Prix; 1966-1964   | Chev; TV70; 1972-1966         |
| Chev; Biscayne; 1966-1960               | Pont; GTO; 1966               | Chev; U80; 1966-1962          |
| Chev; Blazer; 1970-1963                 | Pont; Laurentian; 1966-1964   | Chev; V60; 1966-1965          |
| Chev; Chevelle; 1968-1964               | Pont; Parisienne; 1966-1964   | Chev; V80; 1965               |
| Chev; Chevy II; 1968-1962               | Pont; Star Chief; 1966-1964   | Chev; W7; 1980                |
| Chev; El Camino; 1968-1964              | Pont; Tempest; 1966-1961      | Chev; W70; 1974-1962          |
| Chev; Impala; 1966-1960                 | Pont; Ventura; 1961-1960      | Chev; WM80; 1972-1966         |
| Chev; Suburban; 1970-1963               | Chev; A60; 1965               | Chev; Y80; 1966-1962          |
| Ford; Aerostar; 1995-1986               | Chev; A80; 1965               | Ford; F Super Duty; 1989-1988 |
| Ford; Bronco; 1995-1991                 | Chev; C40; 1972-1967          | GMC; C5000; 1989-1979         |
| Ford; Bronco; 1983-1972                 | Chev; C40; 1962-1960          | GMC; C6000; 1989-1980         |
| Ford; Bronco Compact; 1990-1984         | Chev; C50; 1990-1960          | GMC; C6000; 1978-1979         |
| Ford; Bronco Full Size; 1990-1984       | Chev; C60; 1990-1960          | GMC; C M & S 6000; 1976       |
| Ford; Country Sedan; 1974-1971          | Chev; C70; 1990-1979          | GMC; C M & S 6500; 1976       |
| Ford; Country Squire; 1991-1987         | Chev; C70; 1965-1960          | GMC; C M & S 7000; 1976       |
| Ford; Country Squire; 1974-1965         | Chev; C80; 1965-1960          | GMC; CD6500; 1977             |
| Ford; Custom 500; 1979-1971             | Chev; CD50; 1970-1967         | GMC; CE4500; 1972-1967        |
| Ford; E Van; 1995-1991                  | Chev; CD60; 1970-1967         | GMC; CE4500; 1962-1960        |
| Ford; E Van; 1974-1971                  | Chev; CE40; 1972-1967         | GMC; CE5000; 1977-1960        |
| Ford; Elite; 1976-1975                  | Chev; CE40; 1962-1960         | GMC; CE5500; 1972-1960        |
| Ford; Escort; 1995-1981                 | Chev; CE50; 1972-1960         | GMC; CE6500; 1977-1970        |
| Ford; EXP; 1988-1982                    | Chev; CE60; 1975              | GMC; CG6000; 1975-1973        |
| Ford; Explorer; 1995-1991               | Chev; CE60; 1972-1960         | GMC; CM5500; 1975-1970        |
| Ford; F Pickup; 1995-1965               | Chev; CG50; 1969-1967         | GMC; CM6500; 1975-1970        |
| Ford; Fairlane; 1970-1965               | Chev; CG60; 1969-1967         | GMC; CS4500; 1977-1967        |
| Ford; Fairmont; 1983-1978               | Chev; CM60; 1972-1970         | GMC; CS5000; 1977-1967        |
| Ford; Falcon; 1970-1965                 | Chev; CS50; 1972-1967         | GMC; CS5500; 1977-1963        |
| Ford; Falcon Ranchero; 1965             | Chev; CS60; 1972-1966         | GMC; CS6000; 1977-1966        |
| Ford; Galaxie; 1970-1965                | Chev; D50; 1966-1962          | GMC; D4000; 1966              |
| Ford; Galaxie 500; 1974-1971            | Chev; D60; 1966-1962          | GMC; DB4000; 1966             |
| Ford; Gran Torino; 1976-1972            | Chev; E80; 1965-1962          | GMC; DBH5000; 1966            |
| Ford; Granada; 1982-1967                | Chev; ETG70; 1969-1966        | GMC; DH5000; 1966             |
| Ford; Ltd II; 1979-1977                 | Chev; H70; 1978-1973          | GMC; DS4000; 1966             |
| Ford; Ltd Crown Victoria; 1991-1987     | Chev; H80; 1978-1973          | GMC; DW5000; 1966-1967        |
| Ford; Maverick; 1977-1969               | Chev; HG70; 1969-1966         | GMC; EG5500; 1969-1967        |
| Ford; Mustang; 1995-1979                | Chev; HJ70; 1971-1966         | GMC; EG6500; 1969-1967        |
| Ford; Mustang; 1973-1965                | Chev; HM70; 1972-1966         | GMC; EM4500; 1969-1967        |
| Ford; Mustang II; 1978-1974             | Chev; HM80; 1972-1966         | GMC; EM5500; 1969-1967        |
| Ford; Pinto; 1980-1971                  | Chev; HV70; 1972-1966         | GMC; EM6500; 1969-1967        |
| Ford; Ranchero; 1979-1966               | Chev; J70; 1978-1973          | GMC; ES4500; 1977-1974        |
| Ford; Ranger; 1995-1983                 | Chev; J80; 1978-1973          | GMC; H8500; 1978-1974         |
| Ford; Super Duty Pickup; 1995-1988      | Chev; JG70; 1969-1966         | GMC; HG7500; 1969-1966        |
| Ford; Taurus; 1995-1986                 | Chev; JJ70; 1971-1966         | GMC; HJ7500; 1971-1966        |
| Ford; Tempo; 1991-1977                  | Chev; JM70; 1972-1966         | GMC; HM5500; 1968-1966        |
| Ford; Thunderbird; 1972-1968            | Chev; JM80; 1972-1966         | GMC; HM7500; 1974-1966        |
| Ford; Windstar; 1995                    | Chev; JV70; 1972-1966         | GMC; HM8500; 1974-1976        |
| GMC; C&K Pickup; 1969-1963              | Chev; JV80; 1972-1966         | GMC; J7500; 1978-1974         |
| GMC; Suburban; 1969-1963                | Chev; Kodiak C5500; 1993-1991 | GMC; J8500; 1978-1974         |
| Linc; Continental; 1994-1982            | Chev; Kodiak C6500; 1993-1991 | GMC; JG7500; 1969-1966        |
| Linc; Continental; 1980                 | Chev; Kodiak C7500; 1993-1991 | GMC; JJ7500; 1971-1966        |
| Linc; Continental; 1971-1970            | Chev; L50; 1966-1960          | GMC; JM7500; 1974-1966        |
| Linc; Mark VI; 1983-1980                | Chev; L60; 1966-1960          | GMC; JM8500; 1974-1976        |
| Linc; Mark VII; 1992-1984               | Chev; M65; 1978-1973          | GMC; M6500; 1978-1970         |
| Linc; Town Car; 1990-1977               | Chev; M70; 1965-1960          | GMC; PS4500; 1974-1964        |
| Mazda; B2300 Pickup; 1995-1994          | Chev; M80; 1965-1960          | GMC; T6000; 1978-1963         |
| Mazda; Navajo; 1994-1991                | Chev; M90; 1976               | GMC; T6500; 1978-1963         |
| Merc; Bobcat; 1980-1979                 | Chev; MB60; 1969-1965         | GMC; TE6500; 1977-1966        |
| Merc; Colony Park; 1991-1987            | Chev; P30; 1972               | GMC; TG5500; 1975-1967        |
| Merc; Colony Park; 1974-1971            | Chev; P40; 1972-1966          | GMC; TG6000; 1975-1967        |
| Merc; Comet; 1977-1971                  | Chev; P50; 1972-1966          | GMC; TG6500; 1974-1966        |
| Merc; Comet; 1969-1965                  | Chev; PS40; 1972-1964         | GMC; TJ7500; 1968-1966        |
| Merc; Cougar; 1995-1967                 | Chev; Q50; 1966-1965          | GMC; TM5500; 1974-1970        |
| Merc; Cyclone; 1971-1969                | Chev; Q80; 1965               | GMC; TM6000; 1974-1970        |
| Merc; Grand Marquis; 1991-1975          | Chev; T40; 1972-1963          | GMC; TM6500; 1974-1970        |
| Merc; LN7; 1983-1982                    | Chev; T60; 1978-1962          | GMC; TM7500; 1974-1966        |
| Merc; Lynx; 1987-1969                   | Chev; T65; 1978-1974          | GMC; TM8500; 1972-1966        |
| Merc; Marquis; 1986-1967                | Chev; T70; 1974-1973          | GMC; Topkick; 1979-1990       |
| Merc; Monarch; 1980-1975                | Chev; T70; 1965-1960          | GMC; Topkick C6500; 1990      |
| Merc; Montclair; 1968                   | Chev; T80; 1965-1960          | GMC; Topkick C7500; 1990      |

|                                      |
|--------------------------------------|
| SYSTEM<br>PUMP &<br>GEAR<br>IDENT.   |
| SYSTEM &<br>COM-<br>PONENT<br>IDENT. |
| PASS.<br>CARS                        |
| LIGHT<br>TRUCKS                      |
| MEDIUM/<br>HEAVY<br>TRUCKS           |
| BUSES                                |
| HOSE<br>NUMER-<br>ICAL               |
| REPAIR<br>KITS                       |
| KIT<br>NUMER-<br>ICAL                |
| ILLUST-<br>RATIONS                   |

# Numerical Listing - Power Steering Repair Kits

|                                      | <b>8711 - Continued</b>  | <b>8712 - Continued</b>   | <b>8716</b>   |
|--------------------------------------|--|---|---|
| <b>SYSTEM PUMP &amp; GEAR IDENT.</b> | GMC; Topkick C8500; 1990<br>GMC; TS5500; 1972-1963<br>GMC; TV7500; 1977-1966<br>GMC; W6; 1980<br>GMC; W7; 1980<br>GMC; WM7500; 1974-1966<br>GMC; WM8500; 1972-1966<br>Chev; B7; 1995-1993<br>Chev; B7; 1991-1990<br>Chev; B7; 1978-1977<br>Chev; B60 B6P; 1995-1977  | Pont; Grand Prix; 1988<br>Pont; Lemans; 1993-1988<br>Pont; Sunbird; 1991-1985<br>Pont; Sunburst; 1988-1985<br>Pont; Tempest; 1989-1988<br>Pont; Trans Sport; 1995-1990<br>Pont; 6000; 1990-1987<br>Pont; 6000; 1985-1983<br>Renault; Alliance; 1987-1985<br>Renault; Fuego; 1985-1984<br>Renault; Sportwagon; 1986-1984<br>Saab; 900; 1993-1986<br>Saab; 9000; 1990-1986<br>VW; Cabriolet; 1993-1985<br>VW; Corrado; 1991-1990<br>VW; Golf; 1992-1985<br>VW; Jetta; 1992-1984<br>VW; Passat; 1993-1990<br>VW; Rabbit; 1984<br>VW; Scirocco; 1989-1984<br>Volvo; 240; 1990-1985<br>Volvo; 740; 1992-1985<br>Volvo; 760; 1990-1985<br>Volvo; 780; 1991-1989<br>Volvo; 940; 1995-1991  | Chev; Blazer Full Size; 1994-1992<br>Chev; C&K Pickup; 1995-1988<br>Chev; P Van; 1995-1992<br>Chev; Suburban; 1995-1992<br>Chev; Tahoe; 1995<br>Dodge; B Van; 1995-1994<br>GMC; C&K Pickup; 1995-1988<br>GMC; P Van; 1995-1992<br>GMC; Suburban; 1995-1992<br>GMC; Yukon; 1995-1992   |
| <b>SYSTEM &amp; COMPONENT IDENT.</b> | <b>8712</b>  | <b>8713</b>   | <b>8717</b>   |
| <b>PASS. CARS</b>                    | Asuna; GT; 1993<br>Asuna; SE; 1993<br>Buick; Century; 1991-1983<br>Buick; Electra; 1990-1985<br>Buick; Lesabre; 1991-1986<br>Buick; Park Ave.; 1991<br>Buick; Reatta; 1991-1988<br>Buick; Regal; 1991-1988<br>Buick; Riviera; 1991-1986<br>Buick; Skyhawk; 1989-1984<br>Buick; Skylark; 1991-1985<br>Cad; Allante; 1993<br>Cad; Allante; 1990-1985<br>Cad; Deville; 1990-1985<br>Cad; Eldorado; 1993<br>Cad; Eldorado; 1990-1985<br>Cad; Seville; 1993<br>Cad; Seville; 1990-1986<br>Chev; Astro; 1990-1985<br>Chev; Beretta; 1989-1983<br>Chev; Cavalier; 1989-1985<br>Chev; Celebrity; 1990-1987<br>Chev; Celebrity; 1985-1983<br>Chev; Corsica; 1989-1987<br>Chev; Corvette; 1995-1990<br>Chev; G Van; 1988-1985<br>Chev; LLV (Postal Vehicle); 1993-1987<br>Chev; Lumina APV; 1995-1990<br>Chev; S Pickup; 1993-1983<br>Chev; Spectrum; 1988-1985<br>Chry; Concorde; 1994-1993<br>Chry; Dynasty; 1993-1992<br>Chry; Intrepid; 1994<br>Chry; New Yorker; 1994-1992<br>Dodge; Dakota; 1991<br>Dodge; Dynasty; 1993-1992<br>Dodge; Intrepid; 1994-1993<br>Eagle; Premier; 1989-1988<br>Eagle; Vision; 1994-1993<br>Ford; Bronco Compact; 1985<br>Ford; Ranger; 1987-1983<br>Geo; Spectrum; 1989<br>GMC; G Van; 1988-1985<br>GMC; Jimmy Compact; 1988-1985<br>GMC; S Pickup; 1990-1984<br>GMC; Safari; 1990-1985<br>GMC; Sonoma; 1993-1991<br>Isuzu; I-Mark; 1989-1985<br>Jeep; Cherokee; 1995-1987<br>Jeep; Comanche; 1992-1987<br>Jeep; Grand Cherokee; 1995-1993<br>Jeep; Wagoneer; 1990-1987<br>Jeep; Wrangler; 1995-1991<br>Jeep; YJ; 1995-1991<br>Merkur; Scorpio; 1989-1988<br>Olds; Aurora; 1995<br>Olds; Calais; 1987-1985<br>Olds; Cutlass Calais; 1991-1988<br>Olds; Cutlass Ciera; 1991-1983<br>Olds; Cutlass Cruiser; 1991<br>Olds; Cutlass Supreme; 1988<br>Olds; Delta 88; 1988-1986<br>Olds; Eighty Eight; 1991-1985<br>Olds; Ninety Eight; 1991-1985<br>Olds; Silhouette; 1994-1986<br>Pont; Bonneville; 1991-1986<br>Pont; Firebird; 1983<br>Pont; Grand Am; 1990-1985 | AmerMtrs; Ambassador; 1972-1966<br>AmerMtrs; American; 1968-1966<br>AmerMtrs; AMX; 1972-1968<br>AmerMtrs; Gremlin; 1972<br>AmerMtrs; Hornet; 1972-1970<br>AmerMtrs; Javelin; 1972-1966<br>AmerMtrs; Matador; 1972-1971<br>AmerMtrs; Rambler; 1969<br>AmerMtrs; Rambler Classic; 1966<br>AmerMtrs; Rebel; 1970-1967<br>Edsel; Bermuda; 1958<br>Edsel; Citation; 1958<br>Edsel; Pacer; 1958<br>Edsel; Ranger; 1960-1958<br>Edsel; Roundup; 1958<br>Edsel; Villager; 1960-1958<br>Ford; Custom; 1965-1964<br>Ford; Custom; 1959-1957<br>Ford; F Pickup; 1966-1971<br>Ford; Fairlane; 1965-1962<br>Ford; Falcon; 1965-1963<br>Ford; Falcon Ranchero; 1965-1962<br>Ford; Galaxie; 1965-1959<br>Ford; Mustang; 1965-1964<br>Ford; Thunderbird; 1965-1955<br>Jeep; J Pickup; 1971<br>Jeep; Wagoneer; 1971<br>Merc; Comet; 1965-1960<br>Merc; Meteor; 1963-1958<br>Merc; Montclair; 1964<br>Merc; Monterey; 1964-1958<br>Merc; Park Lane; 1964<br>Merc; Park Lane; 1960-1958<br>Rambler; Ambassador; 1965-1958<br>Rambler; Marlin; 1965<br>Rambler; Rambler; 1959-1958<br>Rambler; Rambler Classic; 1965-1963<br>Rambler; Rambler Classic; 1961-1958<br>Ford; C500; 1979-1971<br>Ford; C550; 1979-1971<br>Ford; C600; 1979-1971<br>Ford; C; 1970-1961<br>Ford; F600; 1979-1971<br>Ford; F; 1970-1958<br>Ford; N; 1964-1962<br>Ford; B500; 1979-1958 | Chev; Astro; 1995-1994<br>Chev; Blazer Full Size; 1994-1993<br>Chev; C&K Pickup; 1995-1988<br>Chev; Camaro; 1992-1987<br>Chev; Caprice; 1995-1991<br>Chev; Impala SS; 1995-1992<br>Chev; S Pickup; 1995-1992<br>Chev; Tahoe; 1995<br>Dodge; B Van; 1995-1994<br>GMC; C&K Pickup; 1995-1988<br>GMC; Jimmy; 1995-1992<br>GMC; Safari; 1995-1992<br>GMC; Yukon; 1995-1992<br>Jeep; Grand Wagoneer; 1993<br>Pont; Firebird; 1992-1987 |
| <b>LIGHT TRUCKS</b>                  | <b>8714</b>  | <b>8715</b>   | <b>8718</b>   |
| <b>MEDIUM/HEAVY TRUCKS</b>           | Ford; E Van; 1995-1992   | Ford; E Van; 1995-1992  | Acura; Integra; 1995-1991<br>Acura; TL; 1995<br>Honda; Accord; 1995-1992<br>Honda; Civic Del Sol; 1995-1993<br>Honda; Odyssey; 1995<br>Honda; Prelude; 1995-1992  |
| <b>BUSES</b>                         | <b>8719</b>  | <b>8720</b>   | <b>8721</b>   |
| <b>HOSE NUMERICAL</b>                | Audi; V8 Quattro; 1994-1990<br>Audi; 100; 1991-1989<br>Audi; 200; 1991-1982  | Dodge; Colt; 1995-1992<br>Dodge; Stealth; 1995-1991<br>Eagle; Summit; 1995-1992<br>Mits; Diamante; 1994-1992<br>Mits; Mirage; 1994-1992<br>Mits; 3000GT; 1995-1991<br>Ply; Colt; 1995-1992  | Dodge; Colt; 1995<br>Dodge; Colt; 1992-1989<br>Eagle; Summit; 1995-1992<br>Eagle; Talon; 1994-1990<br>Eagle; Vista; 1992<br>Eagle; 2000 GTX; 1993-1991<br>Mits; Eclipse; 1994-1990<br>Mits; Expo; 1995-1989<br>Mits; Mirage; 1995-1994<br>Mits; Mirage; 1992-1989<br>Mits; Montero; 1995-1992<br>Mits; 3000GT; 1995-1994<br>Ply; Colt; 1995-1989<br>Ply; Laser; 1994-1990   |
| <b>REPAIR KITS</b>                   | <b>8722</b>  | <b>8721</b>   | <b>8722</b>   |
| <b>KIT NUMERICAL</b>                 | Chry; Conquest; 1989-1987<br>Dodge; Colt; 1991-1989<br>Dodge; Conquest; 1986-1984<br>Dodge; 2000 GTX; 1990-1989<br>Eagle; Summit; 1991-1990<br>Hyundai; Excel; 1989-1986<br>Mits; Eclipse; 1990<br>Mits; Galant; 1992-1988<br>Mits; Galant; 1985<br>Mits; Mirage; 1990-1989  | Dodge; Colt; 1995<br>Dodge; Colt; 1992-1989<br>Eagle; Summit; 1995-1992<br>Eagle; Talon; 1994-1990<br>Eagle; Vista; 1992<br>Eagle; 2000 GTX; 1993-1991<br>Mits; Eclipse; 1994-1990<br>Mits; Expo; 1995-1989<br>Mits; Mirage; 1995-1994<br>Mits; Mirage; 1992-1989<br>Mits; Montero; 1995-1992<br>Mits; 3000GT; 1995-1994<br>Ply; Colt; 1995-1989<br>Ply; Laser; 1994-1990   | Dodge; Colt; 1995<br>Dodge; Colt; 1992-1989<br>Eagle; Summit; 1995-1992<br>Eagle; Talon; 1994-1990<br>Eagle; Vista; 1992<br>Eagle; 2000 GTX; 1993-1991<br>Mits; Eclipse; 1994-1990<br>Mits; Expo; 1995-1989<br>Mits; Mirage; 1995-1994<br>Mits; Mirage; 1992-1989<br>Mits; Montero; 1995-1992<br>Mits; 3000GT; 1995-1994<br>Ply; Colt; 1995-1989<br>Ply; Laser; 1994-1990   |
| <b>ILLUSTRATIONS</b>                 |  |   |   |

# Numerical Listing - Power Steering Repair Kits

| 8722 - Continued  | 8733   | 8754   |
|---|--|--|
| Mits; Montero; 1991-1989<br>Mits; Montero; 1985-1984<br>Mits; Precis; 1989-1987<br>Mits; Sigma; 1990-1989<br>Mits; Starion; 1989-1984<br>Mits; Van; 1987<br>Ply; Colt; 1991-1989<br>Ply; Colt; 1984<br>Ply; Conquest; 1986-1984<br>Ply; Laser; 1990   | Ford; Probe; 1992-1989<br>Mazda; MX-6; 1992-1988<br>Mazda; 626; 1991-1988  | Buick; Electra; 1966-1960<br>Buick; Invicta; 1963-1960<br>Buick; Lesabre; 1966-1960<br>Buick; Riviera; 1966-1963<br>Buick; Skylark; 1966-1964<br>Buick; Special; 1966-1964<br>Buick; Wildcat; 1966-1964<br>Cad; Eldorado; 1962-1959<br>Cad; Fleetwood 75; 1962-1959<br>Cad; Fleetwood Sixty Special; 1962-1959<br>Cad; Series; 1962-1959<br>Intnatl; D Pickup; 1970-1969<br>Intnatl; MHC1310; 1975-1974<br>Intnatl; MS1210; 1974<br>Intnatl; 100; 1974-1971<br>Intnatl; 150; 1975<br>Intnatl; 200; 1975-1974<br>Intnatl; 1110; 1973-1971<br>Intnatl; 1310; 1973-1971<br>Olds; Cutlass; 1967<br>Olds; Delmont 88; 1967<br>Olds; Delta 88; 1967-1964<br>Olds; F85; 1967-1964<br>Olds; Jetstar 88; 1966-1964<br>Olds; Ninety Eight; 1967-1960<br>Olds; Se; 1963-1960<br>Olds; Starfire; 1966-1961<br>Olds; Toronado; 1967-1964<br>Pont; Bonneville; 1963-1960<br>Pont; Catalina; 1963-1960<br>Pont; Grand Prix; 1963-1961<br>Pont; Parisienne; 1963-1961<br>Pont; Star Chief; 1963-1959 |
| <b>8723</b>   | <b>8734</b>  |  |
| Mazda; 626; 1985-1983<br>Niss; Maxima; 1988-1985<br>Niss; Pathfinder; 1988-1987<br>Niss; Pickup; 1989-1983<br>Niss; Stanza; 1988-1986<br>Niss; 200SX; 1985-1984<br>Niss; 300ZX; 1986-1984   | Honda; Prelude; 1995-1992  |  |
| <b>8724</b>   | <b>8735</b>  |  |
| Infiniti; M30; 1991-1990<br>Niss; Maxima; 1993-1986<br>Niss; NX; 1993-1991<br>Niss; Pathfinder; 1995-1988<br>Niss; Pickup; 1995-1988<br>Niss; Pulsar NX; 1990-1987<br>Niss; Sentra; 1994-1989<br>Niss; Stanza; 1989-1986<br>Niss; Van; 1990<br>Niss; Van; 1988-1987<br>Niss; 200SX; 1988-1986<br>Niss; 240SX; 1990-1989<br>Niss; 300ZX; 1989-1987 | Linc; Continental; 1995-1988   |  |
| <b>8725</b>   | <b>8736</b>  |  |
| Niss; Pulsar NX; 1988-1986<br>Toy.; Paseo; 1995<br>Toy.; Tercel; 1995   | Infiniti; M30; 1991-1990<br>Niss; Axxess; 1992-1990<br>Niss; Maxima; 1993-1989<br>Niss; Stanza; 1992-1990  |  |
| <b>8726</b>   | <b>8737</b>  |  |
| Mazda; 626; 1987-1983<br>Niss; Sentra; 1988-1987  | Niss; Axxess; 1992-1990<br>Niss; 300ZX; 1995-1989  |  |
| <b>8727</b>   | <b>8738</b>  |  |
| Acura; Legend; 1995-1991  | Niss; 240SX; 1993-1989   |  |
| <b>8728</b>   | <b>8740</b>  |  |
| Chry; Concorde; 1995-1993<br>Chry; Intrepid; 1995-1993<br>Chry; LHS; 1995-1993<br>Dodge; Intrepid; 1995-1993<br>Eagle; Vision; 1995-1993<br>Ply; Neon; 1995   | Saab; 900; 1993-1979   |  |
| <b>8729</b>   | <b>8741</b>  |  |
| Geo; Storm; 1993-1990<br>Isuzu; Impulse; 1992-1990<br>Isuzu; Stylus; 1993-1991  | BMW; 325; 1988-1984  |  |
| <b>8730</b>   | <b>8742</b>  |  |
| Ford; Escort; 1995-1991<br>Merc; Tracer; 1995-1991  | Mits; Van; 1990-1987   |  |
| <b>8731</b>   | <b>8743</b>  |  |
| Ford; Escort; 1993-1991<br>Mazda; 323; 1993-1990<br>Merc; Tracer; 1993-1991   | Subaru; DL; 1984-1981<br>Subaru; GL; 1984-1981<br>Subaru; Standard; 1984-1981  |  |
| <b>8732</b>   | <b>8744</b>  |  |
| Ford; Probe; 1992-1989  | Subaru; XT; 1991-1985  |  |
|   | <b>8745</b>  |  |
|   | Dodge; Ram 50 Pickup; 1993-1983<br>Dodge; Ram 50 Pickup; 1981<br>Mits; Pickup; 1995-1983<br>Mits; Starion; 1989-1983<br>Ply; Arrow Pickup; 1982-1981   |  |
|   | <b>8746</b>  |  |
|   | Dodge; Ram 50 Pickup; 1993-1986<br>Mits; Pickup; 1994-1987   |  |
|   | <b>8747</b>  |  |
|   | Dodge; Raider; 1989-1987<br>Mits; Montero; 1989-1984   |  |
|   | <b>8748</b>  |  |
|   | Toy.; Land Cruiser; 1983-1979  |  |
|   | <b>8749</b>  |  |
|   | Toy.; Pickup; 1991-1989<br>Toy.; 4 Runner; 1991-1989   |  |
|   | <b>8750</b>  |  |
|   | Toy.; Pickup; 1988-1984  |  |
|   | <b>8753</b>  |  |
|   | Dodge; Monaco; 1992-1990<br>Eagle; Premier; 1992-1988  |  |
|   | <b>8755</b>  |  |
|   | Buick; Electra; 1968-1967<br>Buick; Lesabre; 1969-1967<br>Buick; Skylark; 1969-1967<br>Buick; Skylark; 1963-1961<br>Buick; Special; 1969-1967<br>Buick; Special; 1963-1961<br>Buick; Wildcat; 1968-1967<br>Cad; Calais; 1967-1965<br>Cad; Deville; 1967-1965<br>Cad; Eldorado; 1967-1963<br>Cad; Fleetwood 75; 1967-1963<br>Cad; Fleetwood Sixty Special; 1967-1963<br>Chev; Beaumont; 1968-1964<br>Chev; BelAir; 1966-1960<br>Chev; Biscayne; 1966-1960<br>Chev; Blazer; 1970-1963<br>Chev; Caprice; 1966<br>Chev; Chevelle; 1968-1964<br>Chev; Chevy II; 1968-1962<br>Chev; El Camino; 1968-1964<br>Chev; Impala; 1966-1960<br>Chev; Suburban; 1970-1963<br>GMC; C&K Pickup; 1969-1963<br>GMC; Suburban; 1969-1963<br>Olds; Cutlass; 1967<br>Olds; F85; 1967-1966<br>Olds; F85; 1963-1961<br>Pont; Bonneville; 1966-1964<br>Pont; Bonneville; 1959<br>Pont; Catalina; 1966-1964<br>Pont; Catalina; 1959<br>Pont; Grand Prix; 1966-1964<br>Pont; GTO; 1966<br>Pont; Laurentian; 1966-1964<br>Pont; Parisienne; 1966-1964<br>Pont; Star Chief; 1966-1964<br>Pont; Tempest; 1966-1961<br>Pont; Ventura; 1961-1960 |  |

- SYSTEM PUMP & GEAR IDENT.
- SYSTEM & COMPONENT IDENT.
- PASS. CARS
- LIGHT TRUCKS
- MEDIUM/HEAVY TRUCKS
- BUSES
- HOSE NUMERICAL
- REPAIR KITS
- KIT NUMERICAL
- ILLUSTRATIONS



# Numerical Listing - Power Steering Repair Kits

|                                      | <b>8757</b>  | <b>8765 - Continued</b>   | <b>8766 - Continued</b>   |
|--------------------------------------|--|---|---|
| <b>SYSTEM PUMP &amp; GEAR IDENT.</b> | Audi; 5000; 1983-1978  | Dodge; Polara; 1961-1960<br>Dodge; Royal Monaco; 1977-1975<br>Dodge; St. Regis; 1981-1979<br>Ply; B Van; 1983-1974<br>Ply; Barracuda; 1974-1973<br>Ply; Belvedere; 1961-1958<br>Ply; Caravelle; 1988-1989<br>Ply; Duster; 1976-1973<br>Ply; Fury; 1978-1965<br>Ply; Fury; 1961-1959<br>Ply; Gran Fury; 1989-1980<br>Ply; Gran Fury; 1977-1973<br>Ply; Savoy; 1961-1958<br>Ply; Scamp; 1976-1973<br>Ply; Valiant; 1976-1973<br>Ply; Volare; 1980-1976  | Dodge; Ramcharger; 1993-1974<br>Dodge; RM Motor Home; 1974-1973<br>Ford; Bronco; 1977-1972<br>Ford; Custom; 1969-1965<br>Ford; Custom 500; 1979<br>Ford; E Van; 1982-1975<br>Ford; Galaxie; 1969-1972<br>Ford; Ltd; 1969-1967<br>Ford; Ltd II; 1979-1977<br>Ford; Mustang; 1973-1971<br>Ford; Ranch Wagon; 1974-1972<br>Ford; Ranchero; 1979-1972<br>Ford; Thunderbird; 1979-1972<br>GMC; C&K Pickup; 1986-1968<br>GMC; Caballero; 1987-1978<br>GMC; G Van; 1995-1971<br>GMC; G Van; 1969<br>GMC; Jimmy; 1993-1992<br>GMC; Jimmy; 1982-1983<br>GMC; Jimmy Full Size; 1991-1983<br>GMC; P Van; 1993-1973<br>GMC; R&V Pickup; 1991-1987<br>GMC; S Pickup; 1990-1985<br>GMC; Sonoma; 1993-1991<br>GMC; Sprint; 1977-1971<br>GMC; Suburban; 1991-1968<br>GMC; Syclone; 1992-1991<br>GMC; Typhoon; 1993-1992<br>Intnatl; D Pickup; 1970-1969<br>Intnatl; MS1210; 1975-1973<br>Intnatl; Scout; 1971<br>Intnatl; 100; 1974-1971<br>Intnatl; 150; 1975<br>Intnatl; 200; 1975-1974<br>Intnatl; 1110; 1973-1971<br>Intnatl; 1210; 1973-1971<br>Intnatl; 1310; 1973-1971<br>Jeep; Cherokee; 1995-1974<br>Jeep; CJ; 1986-1972<br>Jeep; Comanche; 1992-1986<br>Jeep; Commando; 1973-1972<br>Jeep; Grand Cherokee; 1995-1993<br>Jeep; Grand Wagoneer; 1991-1984<br>Jeep; J Pickup; 1988-1971<br>Jeep; Scrambler; 1985-1981<br>Jeep; Wagoneer; 1990-1971<br>Jeep; Wrangler; 1995-1987<br>Jeep; YJ; 1995-1987<br>Merc; Cougar; 1979-1971<br>Merc; Montclair; 1965-1972<br>Merc; Monterey; 1965<br>Merc; Park Lane; 1965<br>Olds; Bravada; 1994-1971<br>Olds; Cutlass; 1987-1967<br>Olds; Cutlass Cruiser; 1981-1978<br>Olds; Cutlass Supreme; 1988<br>Olds; Delmont 88; 1968-1967<br>Olds; Delta 88; 1985-1964<br>Olds; F85; 1972-1961<br>Olds; Jetstar 88; 1966-1964<br>Olds; Ninety Eight; 1984-1964<br>Olds; Omega; 1979-1973<br>Olds; Se; 1963-1960<br>Olds; Se; 1963-1960<br>Olds; Starfire; 1980-1975<br>Olds; Starfire; 1966-1961<br>Olds; Toronado; 1985-1966<br>Olds; Vista Cruiser; 1975-1964<br>Olds; 442; 1971-1968<br>Ply; Trailduster; 1981-1974<br>Pont; Acadian; 1971-1962<br>Pont; Astre; 1977-1973<br>Pont; Bonneville; 1986-1959<br>Pont; Catalina; 1981-1967<br>Pont; Firebird; 1992-1967<br>Pont; Grand Am; 1980-1978<br>Pont; Grand Am; 1975-1973<br>Pont; Grand Lemans; 1983-1975<br>Pont; Grand Prix; 1987-1962<br>Pont; Grand Safari; 1978-1971<br>Pont; Grandville; 1975-1971<br>Pont; GTO; 1971-1966 |
| <b>SYSTEM &amp; COMPONENT IDENT.</b> | <b>8758</b><br>Audi; 100; 1991-1989<br>Audi; 200; 1991-1984  |   |   |
| <b>PASS. CARS</b>                    | <b>8759</b><br>Dodge; Challenger; 1972-1970<br>Dodge; Charger; 1972-1966<br>Dodge; Coronet; 1972-1965<br>Dodge; Custom 880; 1962<br>Dodge; Dart; 1972-1962<br>Dodge; Lancer; 1962<br>Dodge; Polara; 1964-1962<br>Dodge; 330; 1964-1963<br>Ply; Barracuda; 1972-1967<br>Ply; Belvedere; 1970-1962<br>Ply; Duster; 1972-1970<br>Ply; Fury; 1964-1962<br>Ply; Road Runner; 1972-1962<br>Ply; Scamp; 1972-1962   | <b>8766</b><br>AmerMtrs; Ambassador; 1974-1966<br>AmerMtrs; American; 1968-1966<br>AmerMtrs; AMX; 1980-1978<br>AmerMtrs; AMX; 1974-1968<br>AmerMtrs; Concord; 1983-1978<br>AmerMtrs; Eagle; 1988-1980<br>AmerMtrs; Gremlin; 1978-1970<br>AmerMtrs; Hornet; 1977-1970<br>AmerMtrs; Javelin; 1974-1966<br>AmerMtrs; Matador; 1978-1971<br>AmerMtrs; Rambler; 1969<br>AmerMtrs; Rambler Classic; 1966<br>AmerMtrs; Rebel; 1970-1967<br>AmerMtrs; Spirit; 1983-1979<br>Buick; Apollo; 1975-1973<br>Buick; Centurion; 1973-1971<br>Buick; Century; 1981-1973<br>Buick; Electra; 1989-1959<br>Buick; Estate Wagon; 1979-1971<br>Buick; Invicta; 1963-1959<br>Buick; Regal; 1987-1973<br>Buick; Riviera; 1985-1963<br>Buick; Roadmaster; 1995-1975<br>Buick; Skylark; 1979-1975<br>Buick; Skylark; 1972-1961<br>Buick; Special; 1969-1961<br>Buick; Wildcat; 1970-1964<br>Cad; Brougham; 1992-1965<br>Cad; Deville; 1984-1965<br>Cad; Eldorado; 1985-1959<br>Cad; Fleetwood; 1995-1989<br>Cad; Fleetwood; 1986-1959<br>Cad; Fleetwood Sixty Special; 1967-1959<br>Cad; Se00; 1964-1959<br>Cad; Seville; 1985-1976<br>Chev; Astro; 1993-1985<br>Chev; Beaumont; 1969-1966<br>Chev; BelAir; 1981-1965<br>Chev; Biscayne; 1975-1965<br>Chev; Blazer; 1982-1969<br>Chev; Blazer Compact; 1993-1983<br>Chev; Blazer Full Size; 1991-1983<br>Chev; C&K Pickup; 1986-1968<br>Chev; Camaro; 1992-1967<br>Chev; Caprice; 1990-1966<br>Chev; Chevelle; 1976-1964<br>Chev; Chevy II; 1968<br>Chev; El Camino; 1987-1971<br>Chev; Impala; 1985-1965<br>Chev; LLV (Postal Vehicle); 1995-1987<br>Chev; Malibu; 1983-1973<br>Chev; Monte Carlo; 1988-1970<br>Chev; Monza; 1980-1975<br>Chev; Nova; 1979-1969<br>Chev; P Van; 1993-1973<br>Chev; R&V Pickup; 1991-1987<br>Chev; S Pickup; 1993-1982<br>Chev; Suburban; 1991-1968<br>Chev; Vega; 1977-1971<br>Dodge; D & W Pickup; 1993-1972<br>Dodge; Dakota; 1995-1987<br>Dodge; M Motor Home; 1980-1975<br>Dodge; M Motor Home; 1973-1969 |   |
| <b>LIGHT TRUCKS</b>                  | <b>8760</b><br>Toy.; Land Cruiser; 1989-1988<br>Toy.; Pickup; 1995-1981<br>Toy.; 4 Runner; 1995-1984   |   |   |
| <b>MEDIUM/HEAVY TRUCKS</b>           | <b>8761</b><br>Niss; Sentra; 1990-1987   |   |   |
| <b>BUSES</b>                         | <b>8763</b><br>Chev; Astro; 1995-1994<br>Chev; Blazer Full Size; 1994-1993<br>Chev; C&K Pickup; 1995-1988<br>Chev; Camaro; 1992-1987<br>Chev; Caprice; 1995-1991<br>Chev; Impala SS; 1995-1992<br>Chev; S Pickup; 1995-1992<br>Chev; Tahoe; 1995<br>Dodge; B Van; 1995-1994<br>GMC; C&K Pickup; 1995-1988<br>GMC; Jimmy; 1995-1992<br>GMC; Safari; 1995-1992<br>GMC; Yukon; 1995-1992<br>Jeep; Grand Wagoneer; 1993<br>Pont; Firebird; 1992-1987   |   |   |
| <b>HOSE NUMERICAL</b>                | <b>8764</b><br>Saab; 9000; 1995-1986   |   |   |
| <b>REPAIR KITS</b>                   | <b>8765</b><br>Chry; Cordoba; 1983-1975<br>Chry; Fifth Ave.; 1989-1981<br>Chry; Imperial; 1975-1958<br>Chry; Lebaron; 1981-1977<br>Chry; Lebaron; 1967-1958<br>Chry; New Yorker; 1982-1958<br>Chry; Newport; 1981-1958<br>Chry; Town & Country; 1981-1971<br>Chry; Windsor; 1961-1958<br>Chry; 300; 1971-1958<br>Dodge; Aspen; 1980-1976<br>Dodge; B Van; 1993-1971<br>Dodge; CB Van; 1980-1972<br>Dodge; Challenger; 1974-1973<br>Dodge; Charger; 1978-1973<br>Dodge; Coronet; 1976-1973<br>Dodge; Coronet; 1959-1958<br>Dodge; Custom 880; 1965-1963<br>Dodge; Dart; 1976-1973<br>Dodge; Diplomat; 1989-1977<br>Dodge; Magnum; 1979-1978<br>Dodge; MB Van; 1980-1972<br>Dodge; Mirada; 1983-1980<br>Dodge; Monaco; 1978-1965<br>Dodge; Polara; 1973-1965 |   |   |
| <b>KIT NUMERICAL</b>                 |  |   |   |
| <b>ILLUSTRATIONS</b>                 |  |   |   |

# Numerical Listing - Power Steering Repair Kits

| 8766 - Continued   | 8769 - Continued   | 8780 - Continued  |
|--|--|---|
| <p>Pont; Laurentian; 1981-1961<br/>                     Pont; Lemans; 1981-1970<br/>                     Pont; Parisienne; 1986-1961<br/>                     Pont; Phoenix; 1979-1977<br/>                     Pont; Safari; 1989-1987<br/>                     Pont; Tempest; 1970-1961<br/>                     Pont; Ventura; 1977-1971<br/>                     Pont; Ventura; 1961-1960<br/>                     Rambler; Ambassador; 1965<br/>                     Rambler; Rambler Classic; 1965-1964<br/>                     Chev; P30; 1995<br/>                     Chev; P30; 1990-1979<br/>                     Chev; P30; 1977-1972<br/>                     GMC; P3500; 1995<br/>                     GMC; P3500; 1979-1978</p> <p style="text-align: center;"><b>8767</b></p> <p>Buick; Century; 1981-1978<br/>                     Buick; Regal; 1983-1977<br/>                     Buick; Skyhawk; 1980-1977<br/>                     Chev; Camaro; 1983-1977<br/>                     Chev; El Camino; 1984-1977<br/>                     Chev; Malibu; 1983-1977<br/>                     Chev; Monte Carlo; 1984-1977<br/>                     Chev; Monza; 1980-1977<br/>                     Chev; Nova; 1979-1977<br/>                     Chev; Vega; 1977<br/>                     GMC; Caballero; 1984-1977<br/>                     Olds; Cutlass; 1984-1977<br/>                     Olds; Cutlass Cruiser; 1981-1978<br/>                     Olds; Omega; 1978-1977<br/>                     Olds; Starfire; 1980-1977<br/>                     Pont; Astre; 1977-1975<br/>                     Pont; Firebird; 1983-1982<br/>                     Pont; Grand Am; 1980-1978<br/>                     Pont; Grand Lemans; 1981-1977<br/>                     Pont; Grand Prix; 1981-1977<br/>                     Pont; Lemans; 1981-1977<br/>                     Pont; Phoenix; 1979-1977<br/>                     Pont; Sunbird; 1980-1977<br/>                     Pont; Ventura; 1977</p> <p style="text-align: center;"><b>8768</b></p> <p>Ford; Country Sedan; 1973-1971<br/>                     Ford; Country Squire; 1973-1965<br/>                     Ford; Custom 500; 1973-1968<br/>                     Ford; Galaxie; 1970-1965<br/>                     Ford; Galaxie 500; 1973-1971<br/>                     Ford; Ltd; 1973-1967<br/>                     Ford; Ranch Wagon; 1971-1965<br/>                     Linc; Continental; 1971-1965<br/>                     Linc; Mark III; 1971-1968<br/>                     Merc; Colony Park; 1972-1969<br/>                     Merc; Marquis; 1972-1965<br/>                     Merc; Monterey; 1972-1965<br/>                     Merc; Park Lane; 1968-1965</p> <p style="text-align: center;"><b>8769</b></p> <p>Ford; Bronco; 1979-1978<br/>                     Ford; Country Sedan; 1974<br/>                     Ford; Country Squire; 1974<br/>                     Ford; Custom 500; 1977-1974<br/>                     Ford; Elite; 1976-1975<br/>                     Ford; F Pickup; 1977-1973<br/>                     Ford; Galaxie 500; 1974<br/>                     Ford; Gran Torino; 1976-1972<br/>                     Ford; Ltd; 1977-1974<br/>                     Ford; Ltd II; 1977<br/>                     Ford; Ranch Wagon; 1974-1972<br/>                     Ford; Ranchero; 1977-1972<br/>                     Ford; Thunderbird; 1977-1973<br/>                     Ford; Torino; 1976-1972<br/>                     Linc; Continental; 1977-1972<br/>                     Linc; Mark IV; 1976-1972<br/>                     Linc; Mark V; 1977<br/>                     Merc; Colony Park; 1974-1973<br/>                     Merc; Cougar; 1977-1974<br/>                     Merc; Grand Marquis; 1977-1975<br/>                     Merc; Marquis; 1977-1973</p> | <p>Merc; Montego; 1976-1972<br/>                     Merc; Monterey; 1974-1973<br/>                     Ford; E350; 1989<br/>                     Ford; F Super Duty; 1989-1988</p> <p style="text-align: center;"><b>8770</b></p> <p>Toy.; Land Cruiser; 1990-1984</p> <p style="text-align: center;"><b>8775</b></p> <p>Jeep; Grand Wagoneer; 1993</p> <p style="text-align: center;"><b>8776</b></p> <p>Dodge; Ram Pickup; 1995-1994</p> <p style="text-align: center;"><b>8777</b></p> <p>Dodge; Ram Pickup; 1995-1994<br/>                     Jeep; Grand Wagoneer; 1993</p> <p style="text-align: center;"><b>8778</b></p> <p>Ford; Bronco; 1995-1991<br/>                     Ford; Bronco; 1983-1980<br/>                     Ford; Bronco Compact; 1990-1984<br/>                     Ford; Bronco Full Size; 1990-1984<br/>                     Ford; Country Squire; 1991-1987<br/>                     Ford; Crown Victoria; 1995-1992<br/>                     Ford; Custom 500; 1979-1978<br/>                     Ford; E Van; 1995-1982<br/>                     Ford; Explorer; 1994-1991<br/>                     Ford; F Pickup; 1995-1978<br/>                     Ford; Ltd; 1982-1978<br/>                     Ford; Ltd II; 1979-1978<br/>                     Ford; Ltd Crown Victoria; 1991-1987<br/>                     Ford; Ranger; 1995-1983<br/>                     Ford; Super Duty Pickup; 1995-1988<br/>                     Ford; Thunderbird; 1979-1978<br/>                     Linc; Continental; 1980-1978<br/>                     Linc; Mark VI; 1983-1980<br/>                     Linc; Town Car; 1995-1981<br/>                     Mazda; Navajo; 1994-1991<br/>                     Merc; Colony Park; 1991-1987<br/>                     Merc; Cougar; 1979-1978<br/>                     Merc; Grand Marquis; 1995-1978<br/>                     Merc; Marquis; 1982-1978</p> <p style="text-align: center;"><b>8779</b></p> <p>Ford; Bronco; 1995-1991<br/>                     Ford; Bronco; 1983-1980<br/>                     Ford; Bronco Compact; 1990-1984<br/>                     Ford; Bronco Full Size; 1990-1984<br/>                     Ford; Country Squire; 1991-1987<br/>                     Ford; Crown Victoria; 1995-1992<br/>                     Ford; Custom 500; 1979-1978<br/>                     Ford; E Van; 1995-1982<br/>                     Ford; Explorer; 1994-1991<br/>                     Ford; F Pickup; 1995-1978<br/>                     Ford; Ltd; 1982-1978<br/>                     Ford; Ltd II; 1979-1978<br/>                     Ford; Ltd Crown Victoria; 1991-1987<br/>                     Ford; Ranger; 1995-1983<br/>                     Ford; Super Duty Pickup; 1995-1988<br/>                     Ford; Thunderbird; 1979-1978<br/>                     Linc; Continental; 1980-1978<br/>                     Linc; Mark VI; 1983-1980<br/>                     Linc; Town Car; 1995-1981<br/>                     Mazda; Navajo; 1994-1991<br/>                     Merc; Colony Park; 1991-1987<br/>                     Merc; Cougar; 1979-1978<br/>                     Merc; Grand Marquis; 1995-1978<br/>                     Merc; Marquis; 1982-1978</p> <p style="text-align: center;"><b>8780</b></p> <p>Chev; Astro; 1995-1994<br/>                     Chev; Blazer Full Size; 1994-1992<br/>                     Chev; C&amp;K Pickup; 1995-1988<br/>                     Chev; Camaro; 1992-1987<br/>                     Chev; Caprice; 1995-1991</p> | <p>Chev; Impala SS; 1995-1992<br/>                     Chev; Tahoe; 1995<br/>                     GMC; C&amp;K Pickup; 1995-1988<br/>                     GMC; Jimmy; 1995-1992<br/>                     GMC; Yukon; 1995-1992<br/>                     Olds; Bravada; 1994<br/>                     Pont; Firebird; 1992-1987</p> <p style="text-align: center;"><b>8781</b></p> <p>Chev; Blazer Full Size; 1994-1992<br/>                     Chev; C&amp;K Pickup; 1995-1988<br/>                     Chev; P Van; 1995-1992<br/>                     Chev; Suburban; 1995-1992<br/>                     Chev; Tahoe; 1995<br/>                     GMC; C&amp;K Pickup; 1995-1988<br/>                     GMC; P Van; 1995-1992<br/>                     GMC; Suburban; 1995-1992<br/>                     GMC; Yukon; 1995-1992</p> <p style="text-align: center;"><b>8785</b></p> <p>Buick; Century; 1995-1992<br/>                     Buick; Park Ave.; 1995-1992<br/>                     Buick; Regal; 1995-1994<br/>                     Chev; Camaro; 1995-1993<br/>                     Chev; Cavalier; 1995<br/>                     Chev; Lumina APV; 1995-1990<br/>                     Chev; Monte Carlo; 1995<br/>                     Olds; Cutlass Ciera; 1995-1993<br/>                     Olds; Ninety Eight; 1995-1992<br/>                     Olds; Silhouette; 1995-1990<br/>                     Pont; Bonneville; 1995-1992<br/>                     Pont; Firebird; 1995-1993<br/>                     Pont; Grand Prix; 1995-1992<br/>                     Pont; Sunfire; 1995<br/>                     Pont; Trans Sport; 1995-1990</p> <p style="text-align: center;"><b>8786</b></p> <p>Buick; Riviera; 1995<br/>                     Olds; Aurora; 1995<br/>                     Olds; Cutlass Supreme; 1995</p> <p style="text-align: center;"><b>8789</b></p> <p>Merc; Villager; 1995-1993<br/>                     Niss; Quest; 1995-1993</p> <p style="text-align: center;"><b>8790</b></p> <p>Toy.; Avalon; 1995<br/>                     Toy.; Camry; 1995-1991</p> <p style="text-align: center;"><b>8791</b></p> <p>Dodge; Ram 50 Pickup; 1993-1987<br/>                     Hyundai; Elantra; 1994-1990<br/>                     Hyundai; Scoupe; 1992-1991<br/>                     Mits; Pickup; 1995-1986<br/>                     Mits; Precis; 1993-1990</p> <p style="text-align: center;"><b>8792</b></p> <p>Ford; Probe; 1992-1990<br/>                     Ford; Taurus; 1995-1989<br/>                     Ford; Tempo; 1994-1992<br/>                     Merc; Topaz; 1994-1992</p> <p style="text-align: center;"><b>8793</b></p> <p>Buick; Lesabre; 1995-1992<br/>                     Buick; Park Ave.; 1995-1992<br/>                     Buick; Regal; 1995-1991<br/>                     Olds; Achieva; 1995-1992<br/>                     Olds; Cutlass Ciera; 1995-1994<br/>                     Olds; Cutlass Cruiser; 1994-1993<br/>                     Olds; Ninety Eight; 1995-1992<br/>                     Pont; Bonneville; 1995-1992<br/>                     Pont; Grand Am; 1995-1992<br/>                     Pont; Grand Prix; 1995-1992<br/>                     Saturn; S-Series; 1995-1991</p> |

|                                      |
|--------------------------------------|
| SYSTEM<br>PUMP &<br>GEAR<br>IDENT.   |
| SYSTEM &<br>COM-<br>PONENT<br>IDENT. |
| PASS.<br>CARS                        |
| LIGHT<br>TRUCKS                      |
| MEDIUM/<br>HEAVY<br>TRUCKS           |
| BUSES                                |
| HOSE<br>NUMER-<br>ICAL               |
| REPAIR<br>KITS                       |
| KIT<br>NUMER-<br>ICAL                |
| ILLUST-<br>RATIONS                   |

# Numerical Listing - Power Steering Repair Kits

| <b>SYSTEM PUMP &amp; GEAR IDENT.</b> | <b>8794</b> | Cad; Deville; 1995-1994<br>Dodge; Viper; 1995-1992<br>Jeep; Cherokee; 1995<br>Jeep; Grand Wagoneer; 1993<br>Volvo; 240; 1993-1991<br>Volvo; 850; 1995-1993<br>Volvo; 960; 1995-1992   | <b>8808</b> |
|--------------------------------------|-------------|---|-------------|
| <b>SYSTEM &amp; COMPONENT IDENT.</b> | <b>8795</b> | Buick; Skylark; 1995<br>Chev; Cavalier; 1995<br>Pont; Grand Am; 1995<br>Pont; Sunfire; 1995   | <b>8809</b> |
| <b>PASS. CARS</b>                    | <b>8796</b> | Chev; Camaro; 1995-1993   | <b>8810</b> |
|                                      | <b>8797</b> | Lexus; GS300; 1995-1993<br>Lexus; SC300; 1995-1992<br>Toy.; Supra; 1995-1993<br>Toy.; T100; 1995  | <b>8811</b> |
| <b>LIGHT TRUCKS</b>                  | <b>8798</b> | Chry; Sebring; 1995<br>Dodge; Avenger; 1995<br>Eagle; Talon; 1995<br>Geo; Prizm; 1995-1993<br>Mits; Eclipse; 1995<br>Toy.; Avalon; 1995<br>Toy.; Camry; 1995-1991<br>Toy.; Corolla; 1995-1993<br>Toy.; T100; 1995<br>Toy.; Tacoma; 1995   | <b>8812</b> |
| <b>MEDIUM/HEAVY TRUCKS</b>           | <b>8799</b> | Ford; Probe; 1995-1993<br>Honda; Passport; 1995-1994<br>Isuzu; Rodeo; 1995-1993<br>Mazda; Millenia; 1995<br>Mazda; MX-3; 1995-1992<br>Mazda; MX-6; 1995-1993<br>Mazda; RX-7; 1995-1993<br>Mazda; 626; 1995-1993<br>Mazda; 929; 1995-1990<br>Merc; Villager; 1995-1993<br>Niss; Altima; 1995-1993<br>Niss; Quest; 1995-1993<br>Niss; Sentra; 1995<br>Niss; 200SX; 1995 | <b>8813</b> |
| <b>BUSES</b>                         | <b>8802</b> | Olds; Achieva; 1995<br>Pont; Grand Am; 1995   | <b>8814</b> |
| <b>HOSE NUMERICAL</b>                | <b>8803</b> | Dodge; Neon; 1995<br>Ply; Neon; 1995  | <b>8815</b> |
| <b>REPAIR KITS</b>                   | <b>8804</b> | Ford; Tempo; 1994-1992<br>Merc; Topaz; 1994-1992  | <b>8816</b> |
| <b>KIT NUMERICAL</b>                 | <b>8805</b> | Ford; Aspire; 1995-1991<br>Merc; Tracer; 1995-1991  | <b>8817</b> |
| <b>ILLUSTRATIONS</b>                 | <b>8806</b> | Merc; Mystique; 1995  | <b>8818</b> |
|                                      | <b>8807</b> | Ford; Explorer; 1995  | <b>8819</b> |
|                                      |             |   | <b>8820</b> |
|                                      |             |   | <b>8821</b> |
|                                      |             |   | <b>8822</b> |
|                                      |             |   | <b>8823</b> |
|                                      |             |   | <b>8824</b> |
|                                      |             |   | <b>8825</b> |
|                                      |             |   | <b>8826</b> |
|                                      |             |   | <b>8827</b> |
|                                      |             |   | <b>8828</b> |
|                                      |             |   | <b>8829</b> |
|                                      |             |   | <b>8830</b> |
|                                      |             |   | <b>8831</b> |
|                                      |             |   | <b>8832</b> |
|                                      |             |   | <b>8833</b> |
|                                      |             |   | <b>8834</b> |
|                                      |             |   | <b>8835</b> |
|                                      |             |   | <b>8836</b> |

# Numerical Listing - Power Steering Repair Kits

| <p style="text-align: center;"><b>8837</b></p> <p>Ford; Probe; 1992-1989<br/>Isuzu; Trooper; 1995-1992<br/>Mazda; MX-6; 1992-1988<br/>Mazda; 626; 1992-1988</p> <p style="text-align: center;"><b>8838</b></p> <p>Mazda; B2000 Pickup; 1987-1986<br/>Mazda; B2200 Pickup; 1993-1987</p> <p style="text-align: center;"><b>8839</b></p> <p>Mazda; MX-3; 1995-1992<br/>Mazda; MX-5 Miata; 1995-1990<br/>Mazda; Protege; 1995-1990<br/>Mazda; 323; 1995-1990</p> <p style="text-align: center;"><b>8840</b></p> <p>Asuna; Sunrunner; 1993-1992<br/>Geo; Tracker; 1995-1989<br/>Pont; Sunrunner; 1995-1994<br/>Suzuki; Sidekick; 1995-1989</p> <p style="text-align: center;"><b>8841</b></p> <p>Audi; Coupe Quattro; 1991-1990<br/>Audi; 80; 1992-1988<br/>Audi; 90; 1991-1988<br/>BMW; M5; 1993-1991<br/>BMW; M5; 1988<br/>BMW; 318i; 1995-1991<br/>BMW; 318i; 1985-1984<br/>BMW; 318iS; 1994-1991<br/>BMW; 320i; 1981-1984<br/>BMW; 325i; 1988-1985<br/>BMW; 525i; 1995-1983<br/>BMW; 535i; 1993-1985<br/>BMW; 535iS; 1988<br/>BMW; 633CSI; 1984<br/>BMW; 635CSI; 1989-1985<br/>BMW; 735i; 1992-1987<br/>BMW; 735iL; 1992-1988<br/>BMW; 750iL; 1994-1988<br/>BMW; 850Ci; 1995-1993<br/>BMW; 850CSI; 1995-1994<br/>BMW; 850i; 1992-1991<br/>Porsche; 911; 1994-1989<br/>Porsche; 928; 1994-1989<br/>Porsche; 944; 1991-1989<br/>Porsche; 968; 1994-1992<br/>VW; Vanagon; 1992-1983</p> <p style="text-align: center;"><b>8842</b></p> <p>Audi; A6; 1995<br/>Audi; Cabriolet; 1995-1994<br/>Audi; 90; 1995-1993<br/>Audi; 90; 1991<br/>Audi; 100; 1994-1992</p> <p style="text-align: center;"><b>8843</b></p> <p>Hyundai; Accent; 1995<br/>Hyundai; Elantra; 1995-1993<br/>Hyundai; Sonata; 1995-1993<br/>Mits; Precis; 1994</p> <p style="text-align: center;"><b>8844</b></p> <p>Infiniti; Q45; 1995-1990</p> <p style="text-align: center;"><b>8845</b></p> <p>Toy.; Corolla; 1982-1979<br/>Toy.; Cressida; 1984-1981<br/>Toy.; Van; 1985-1984</p> <p style="text-align: center;"><b>8846</b></p> <p>Toy.; Pickup; 1989-1986<br/>Toy.; 4 Runner; 1989-1986</p> | <p style="text-align: center;"><b>8847</b></p> <p>Toy.; Pickup; 1995-1991<br/>Toy.; T100; 1995-1993<br/>Toy.; 4 Runner; 1995-1991</p> <p style="text-align: center;"><b>8848</b></p> <p>Mits; Montero; 1995-1994</p> <p style="text-align: center;"><b>8849</b></p> <p>Toy.; Pickup; 1995-1988</p> <p style="text-align: center;"><b>8850</b></p> <p>Honda; Passport; 1995-1994<br/>Isuzu; Amigo; 1994-1989<br/>Isuzu; Pickup; 1995-1988<br/>Isuzu; Rodeo; 1995-1991<br/>Isuzu; Trooper; 1995-1986</p> <p style="text-align: center;"><b>8851</b></p> <p>Niss; Pathfinder; 1995-1993<br/>Niss; Pickup; 1995-1989</p> <p style="text-align: center;"><b>8852</b></p> <p>Niss; Pathfinder; 1990-1987</p> <p style="text-align: center;"><b>8853</b></p> <p>Toy.; Land Cruiser; 1995-1990</p> <p style="text-align: center;"><b>8854</b></p> <p>Geo; Tracker; 1995-1989<br/>Suzuki; Sidekick; 1995-1989</p> <p style="text-align: center;"><b>8855</b></p> <p>Mazda; B2000 Pickup; 1987-1986<br/>Mazda; B2200 Pickup; 1993-1987<br/>Mazda; B2600i Pickup; 1993-1987<br/>Mazda; RX-7; 1985-1984</p> <p style="text-align: center;"><b>8856</b></p> <p>Mazda; B2300 Pickup; 1995-1994</p> <p style="text-align: center;"><b>8857</b></p> <p>Niss; Pickup; 1995-1986</p> <p style="text-align: center;"><b>8858</b></p> <p>Niss; Pickup; 1995-1986</p> <p style="text-align: center;"><b>8859</b></p> <p>Niss; Pathfinder; 1992-1991<br/>Niss; Pickup; 1993-1991</p> <p style="text-align: center;"><b>8860</b></p> <p>Land Rover; Defender 90; 1995-1992</p> <p style="text-align: center;"><b>8861</b></p> <p>Mazda; RX-7; 1991-1986</p> <p style="text-align: center;"><b>8862</b></p> <p>Mazda; MPV; 1995-1989</p> <p style="text-align: center;"><b>8863</b></p> <p>Geo; Storm; 1991-1990</p> <p style="text-align: center;"><b>8864</b></p> <p>Mazda; MX-5 Miata; 1995-1990</p> <p style="text-align: center;"><b>8865</b></p> <p>Ford; Probe; 1995-1993</p> | <p style="text-align: center;"><b>8865 - Continued</b></p> <p>Mazda; MX-6; 1995-1993<br/>Mazda; 626; 1995-1993</p> <p style="text-align: center;"><b>8866</b></p> <p>BMW; 318i; 1995-1992<br/>BMW; 318iS; 1995-1992<br/>BMW; 318Ti; 1995<br/>BMW; 325i; 1995-1992<br/>BMW; 325iS; 1995-1992</p> <p style="text-align: center;"><b>8867</b></p> <p>Niss; Altima; 1995-1993</p> <p style="text-align: center;"><b>8868</b></p> <p>Subaru; Impreza; 1995-1993<br/>Subaru; Legacy; 1995-1990</p> <p style="text-align: center;"><b>8869</b></p> <p>Acura; Integra; 1993-1990</p> <p style="text-align: center;"><b>8870</b></p> <p>Chry; Sebring; 1995<br/>Dodge; Avenger; 1995<br/>Eagle; Talon; 1995<br/>Mits; Eclipse; 1995<br/>Mits; Galant; 1995-1993</p> <p style="text-align: center;"><b>8871</b></p> <p>Mits; Galant; 1994</p> <p style="text-align: center;"><b>8872</b></p> <p>VW; Corrado; 1991-1990<br/>VW; Golf; 1992-1985<br/>VW; Jetta; 1993-1985</p> <p style="text-align: center;"><b>8873</b></p> <p>Infiniti; J30; 1995-1993<br/>Infiniti; Q45; 1995-1990</p> <p style="text-align: center;"><b>8874</b></p> <p>Honda; Accord; 1995</p> <p style="text-align: center;"><b>8875</b></p> <p>Honda; Civic; 1995-1992<br/>Honda; Civic Del Sol; 1995-1993</p> <p style="text-align: center;"><b>8876</b></p> <p>Hyundai; Sonata; 1995-1994</p> <p style="text-align: center;"><b>8877</b></p> <p>Geo; Prizm; 1995-1993</p> <p style="text-align: center;"><b>8878</b></p> <p>Lexus; ES300; 1994-1992</p> <p style="text-align: center;"><b>8879</b></p> <p>Niss; Maxima; 1995-1994</p> <p style="text-align: center;"><b>8880</b></p> <p>Niss; NX; 1993-1991<br/>Niss; Sentra; 1995-1991<br/>Niss; 200SX; 1995</p> <p style="text-align: center;"><b>8881</b></p> <p>Toy.; Celica; 1995-1994</p> <p style="text-align: center;"><b>8882</b></p> <p>Toy.; Tacoma; 1995</p> |
|---|--|---|

|                                      |
|--------------------------------------|
| SYSTEM<br>PUMP &<br>GEAR<br>IDENT.   |
| SYSTEM &<br>COM-<br>PONENT<br>IDENT. |
| PASS.<br>CARS                        |
| LIGHT<br>TRUCKS                      |
| MEDIUM/<br>HEAVY<br>TRUCKS           |
| BUSES                                |
| HOSE<br>NUMER-<br>ICAL               |
| REPAIR<br>KITS                       |
| KIT<br>NUMER-<br>ICAL                |
| ILLUST-<br>RATIONS                   |



# Numerical Listing - Power Steering Repair Kits

|                                      |  | <b>8895 - Continued</b>   | <b>8897 - Continued</b>   |
|--------------------------------------|--|---|---|
| <b>SYSTEM PUMP &amp; GEAR IDENT.</b> | <b>8883</b><br>Toy.; Tacoma; 1995                                    | Isuzu; Pickup; 1995-1986<br>Isuzu; Rodeo; 1995-1991<br>Isuzu; Trooper; 1991-1988  | Linc; Mark VI; 1983-1980<br>Linc; Town Car; 1995-1981<br>Mazda; Navajo; 1994-1991<br>Merc; Colony Park; 1991-1987<br>Merc; Cougar; 1979-1978<br>Merc; Grand Marquis; 1995-1978<br>Merc; Marquis; 1982-1978  |
| <b>SYSTEM &amp; COMPONENT IDENT.</b> | <b>8884</b><br>Hyundai; Elantra; 1995-1992                           | <b>8896</b><br>Ford; Bronco; 1995-1991<br>Ford; Bronco; 1983-1980<br>Ford; Bronco Compact; 1990-1984<br>Ford; Bronco Full Size; 1990-1984<br>Ford; Country Squire; 1991-1987<br>Ford; Crown Victoria; 1995-1992<br>Ford; Custom 500; 1979-1978<br>Ford; E Van; 1995-1982<br>Ford; Explorer; 1994-1991<br>Ford; F Pickup; 1995-1978<br>Ford; Ltd; 1982-1978<br>Ford; Ltd II; 1979-1978<br>Ford; Ltd Crown Victoria; 1991-1987<br>Ford; Ranger; 1995-1983<br>Ford; Super Duty Pickup; 1995-1988<br>Ford; Thunderbird; 1979-1978<br>Linc; Continental; 1980-1978<br>Linc; Mark VI; 1983-1980<br>Linc; Town Car; 1995-1981<br>Mazda; Navajo; 1994-1991<br>Merc; Colony Park; 1991-1987<br>Merc; Cougar; 1979-1978<br>Merc; Grand Marquis; 1995-1978<br>Merc; Marquis; 1982-1978 | <b>8898</b><br>Toy.; Pickup; 1988-1985<br>Toy.; Pickup; 1983-1981   |
| <b>PASS. CARS</b>                    | <b>8885</b><br>Acura; Integra; 1995-1994                             | <b>8897</b><br>Ford; Bronco; 1995-1991<br>Ford; Bronco; 1983-1980<br>Ford; Bronco Compact; 1990-1984<br>Ford; Bronco Full Size; 1990-1984<br>Ford; Country Squire; 1991-1987<br>Ford; Crown Victoria; 1995-1992<br>Ford; Custom 500; 1979-1978<br>Ford; E Van; 1995-1982<br>Ford; Explorer; 1994-1991<br>Ford; F Pickup; 1995-1978<br>Ford; Ltd; 1982-1978<br>Ford; Ltd II; 1979-1978<br>Ford; Ltd Crown Victoria; 1991-1987<br>Ford; Ranger; 1995-1983<br>Ford; Super Duty Pickup; 1995-1988<br>Ford; Thunderbird; 1979-1978<br>Linc; Continental; 1980-1978<br>Linc; Mark VI; 1983-1980<br>Linc; Town Car; 1995-1981<br>Mazda; Navajo; 1994-1991<br>Merc; Colony Park; 1991-1987<br>Merc; Cougar; 1979-1978<br>Merc; Grand Marquis; 1995-1978<br>Merc; Marquis; 1982-1978 | <b>8899</b><br>Toy.; Pickup; 1988-1984  |
| <b>LIGHT TRUCKS</b>                  | <b>8886</b><br>Hyundai; Accent; 1995                                 | <b>8899</b><br>Cad; Deville; 1995<br>Cad; Eldorado; 1995-1994<br>Dodge; Viper; 1995-1992<br>Jeep; Grand Wagoneer; 1993<br>Volvo; 240; 1993-1991<br>Volvo; 850; 1995-1993<br>Volvo; 960; 1995-1992   | <b>8900</b><br>Ford; E Van; 1974-1963<br>Ford; Falcon; 1970-1963<br>Ford; Falcon Ranchero; 1965-1962<br>Ford; Galaxie; 1964-1961<br>Ford; Granada; 1980-1975<br>Ford; Maverick; 1977-1970<br>Ford; Mustang; 1970-1964<br>Ford; Ranchero; 1971-1966<br>Ford; Thunderbird; 1960-1957<br>Ford; Torino; 1971-1968<br>Linc; Versailles; 1980-1977<br>Merc; Comet; 1977-1971<br>Merc; Comet; 1969-1962<br>Merc; Cougar; 1970-1968<br>Merc; Cyclone; 1971-1969<br>Merc; Meteor; 1963-1961<br>Merc; Monarch; 1980-1964<br>Merc; Montego; 1971-1968<br>Merc; Monterey; 1964-1961 |
| <b>MEDIUM/HEAVY TRUCKS</b>           | <b>8887</b><br>Mazda; 323; 1989-1986<br>Merc; Capri; 1994-1987       | <b>8899</b><br>Kia; Sephia; 1995-1994   | <b>8901</b>   |
| <b>BUSES</b>                         | <b>8888</b><br>Infiniti; G20; 1995-1991                              | <b>8890</b><br>Acura; TL; 1995  |   |
| <b>HOSE NUMERICAL</b>                | <b>8889</b><br>Niss; NX; 1993-1991<br>Niss; Sentra; 1994-1991        | <b>8891</b><br>Niss; NX; 1993-1991<br>Niss; Sentra; 1994-1991   |   |
| <b>REPAIR KITS</b>                   | <b>8892</b><br>Mazda; Protege; 1995-1992                             | <b>8892</b><br>Mazda; Protege; 1995-1992  |   |
| <b>KIT NUMERICAL</b>                 | <b>8893</b><br>Mazda; Millenia; 1995                                 | <b>8893</b><br>Mazda; Millenia; 1995  |   |
| <b>ILLUSTRATIONS</b>                 | <b>8894</b><br>Mazda; MX-3; 1995-1992                                | <b>8894</b><br>Mazda; MX-3; 1995-1992   |   |
|                                      | <b>8895</b><br>Honda; Passport; 1995-1994<br>Isuzu; Amigo; 1994-1989 | <b>8895</b><br>Honda; Passport; 1995-1994<br>Isuzu; Amigo; 1994-1989  |   |

# End Fitting Illustration Guide

|   |  |
|---|--|
| <p><b>Typical Pressure Hose Illustration</b></p> <p>This is a sample of the custom hose illustrations for pressure and return hoses. Each hose is first classified by end fitting, then listed in numerical sequence under its end fitting classification. Hose length is indicated in the upper right hand corner above the drawing of the hose.</p> | <p><b>70216</b>     3/8" Female S.A.E. x 7/16" Male Inv. Flare</p> |
|---|--|

**End Fitting Identification**

**Standard Inverted Flare**

|                         |                         |                        |                           |         |
|-------------------------|-------------------------|------------------------|---------------------------|---------|
|                         |                         |                        |                           |         |
| 1/4<br>(7/16-24 UNS-2A) | 5/16<br>(1/2-20 UNF-2A) | 3/8<br>(5/8-18 UNF-2A) | 7/16<br>(11/16-18 UNS-2A) | Example |
|                         |                         |                        |                           |         |
| 1/4<br>(7/16-24 UNS-2B) | 5/16<br>(1/2-20 UNF-2B) | 3/8<br>(5/8-18 UNF-2B) | 7/16<br>(11/16-18 UNS-2B) |         |

**Metric Inverted Flare**

|                                |                        |                              |                             |                                  |
|--------------------------------|------------------------|------------------------------|-----------------------------|----------------------------------|
|                                |                        |                              |                             |                                  |
| 12mm-1.25mm<br>(M12 x 1.25-6g) | 14mm<br>(M14 x 1.5-6g) | 16mm<br>(M16 x 1.5-6g)       | 16mm Long<br>(M16 x 1.5-6g) | 16mm<br>Male Fixed<br>Inv. Flare |
|                                |                        |                              |                             |                                  |
| 14mm<br>Female<br>Inv. Flare   | 16mm<br>(M16 x 1.5-6H) | 16mm<br>Swivel<br>Inv. Flare |                             |                                  |

**Fixed Flat Flare**

16mm

**Female Flare**

14mm

**Bubble Flare**

16mm  
Female

SYSTEM  
PUMP &  
GEAR  
IDENT.

SYSTEM &  
COM-  
PONENT  
IDENT.

PASS.  
CARS

LIGHT  
TRUCKS

MEDIUM/  
HEAVY  
TRUCKS

BUSES

HOSE  
NUMER-  
ICAL

REPAIR  
KITS

KIT  
NUMER-  
ICAL

ILLUST-  
RATIONS

# End Fitting Illustration Guide

SYSTEM  
PUMP &  
GEAR  
IDENT.

SYSTEM &  
COM-  
PONENT  
IDENT.

PASS.  
CARS

LIGHT  
TRUCKS

MEDIUM/  
HEAVY  
TRUCKS

BUSES


HOSE  
NUMER-  
ICAL

REPAIR  
KITS

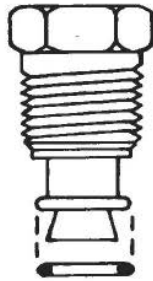
KIT  
NUMER-  
ICAL

ILLUST-  
RATIONS


## Standard O-Ring Flare



5/16  
(1/2-20 UNF-2A)

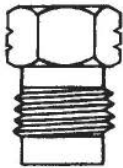


3/8  
(5/8-18 UNF-2A)

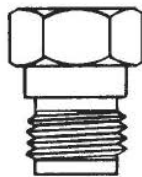


7/16  
(11/16-18 UNS-2A)


## Metric O-Ring Flare




12mm-1.25mm  
Single "O" Ring  
(M12 x 1.25-6g)



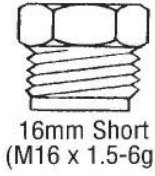
12mm-1.25mm  
Double "O" Ring  
(M12 x 1.25-6g)



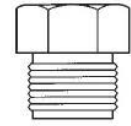
14mm Long  
(M14 x 1.5-6g)




16mm  
(M16 x 1.5-6g)




16mm Short  
(M16 x 1.5-6g)



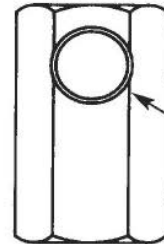
17mm Short  
(M17 x 1.5-6g)



16mm Long  
(M16 x 1.5-6g)

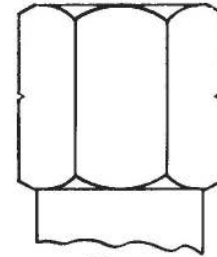


18mm  
(M18 x 1.5-6g)



14mm  
Female  
"O" Ring

Switch Port

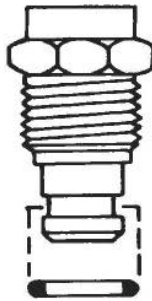


16mm  
(M16 x 1.5-6H)

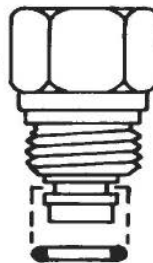
## Swivel O-Ring Type I



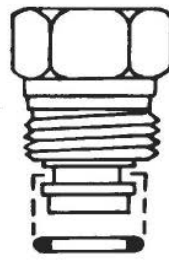
5/16  
(9/16-18 UNF-2A)



3/8  
(5/8-18 UNF-2A)

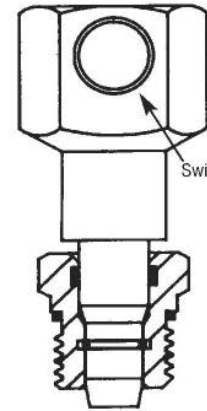


5/16  
(9/16-18 UNF-2A)



3/8  
(5/8-18 UNF-2A)

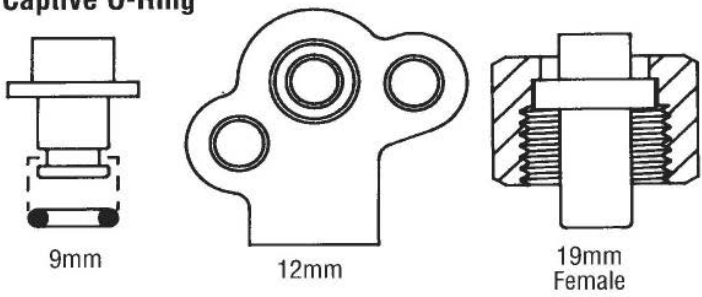
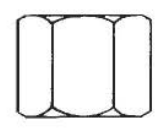
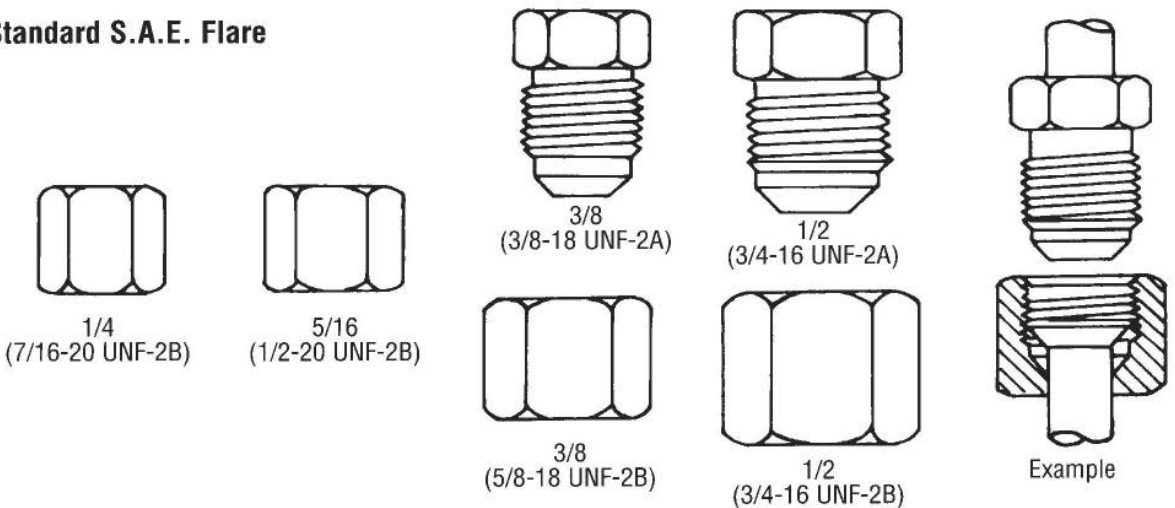
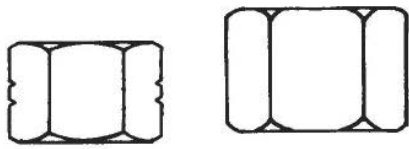
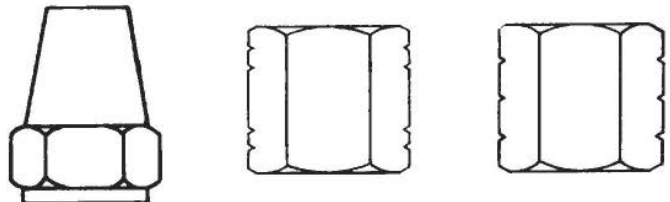
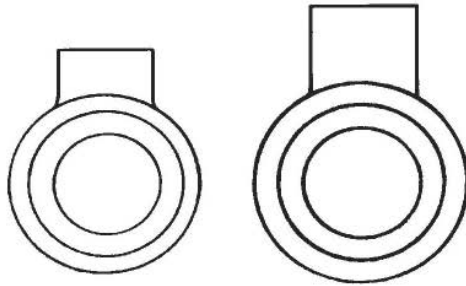
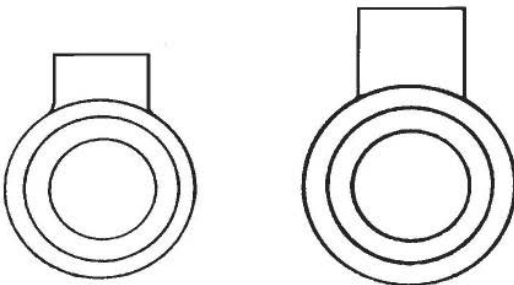
## Metric Swivel O-Ring



Switch Port

16mm

# End Fitting Illustration Guide

|   |  |
|---|--|
| <p><b>Captive O-Ring</b></p>  <p style="text-align: center;">9mm                      12mm                      19mm<br/>Female</p>  | <p><b>Metric Swivel Special</b></p>  <p style="text-align: center;">14mm<br/>(M14 x 1.5-6H)</p>   |
| <p><b>Standard S.A.E. Flare</b></p>  <p style="text-align: center;">1/4                      5/16                      3/8                      1/2                      Example<br/>(7/16-20 UNF-2B)    (1/2-20 UNF-2B)    (3/8-18 UNF-2A)    (3/4-16 UNF-2A)<br/>3/8                      1/2<br/>(5/8-18 UNF-2B)    (3/4-16 UNF-2B)</p> |  |
| <p><b>Metric S.A.E. Flare</b></p>  <p style="text-align: center;">12mm-1.25mm                      16mm<br/>(M12 x 1.25-6H)                      (M16 x 1.5-6H)</p>  | <p><b>S.A.E. Special</b></p>  <p style="text-align: center;">3/8                      (3/8-19 BSP .F)                      16mm<br/>(9/16-18 UNF-2B)                      (M16 x 1.5-6H)</p> |
| <p><b>Banjo</b></p>  <p style="text-align: center;">5/16                      3/8</p>  | <p><b>Banjo Metric</b></p>  <p style="text-align: center;">12mm                      16mm</p>  |

SYSTEM  
PUMP &  
GEAR  
IDENT.

SYSTEM &  
COM-  
PONENT  
IDENT.

PASS.  
CARS

LIGHT  
TRUCKS

MEDIUM/  
HEAVY  
TRUCKS

BUSES

HOSE  
NUMER-  
ICAL

REPAIR  
KITS

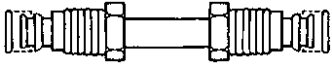
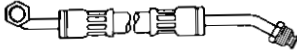
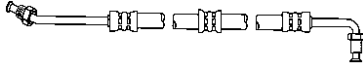
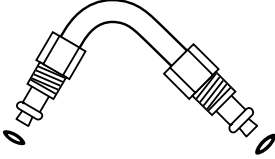


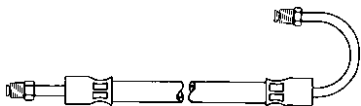

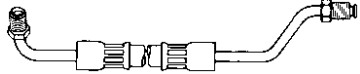
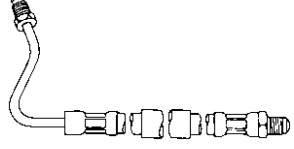
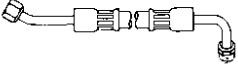
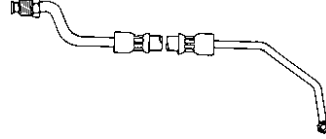
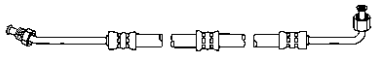
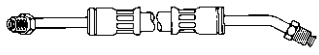
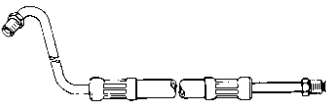
KIT  
NUMER-  
ICAL

ILLUST-  
RATIONS



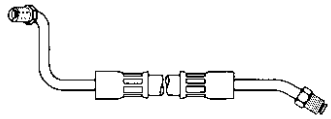

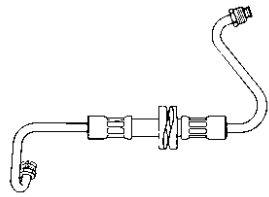
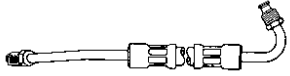
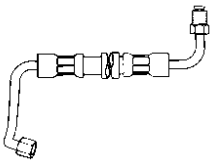
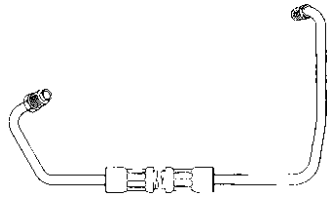
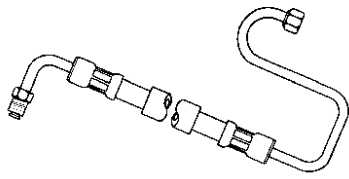
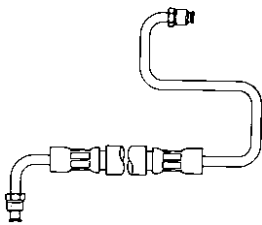

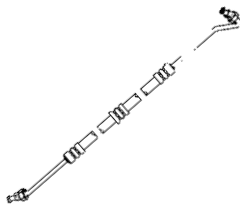
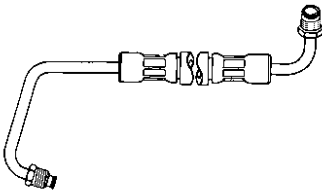
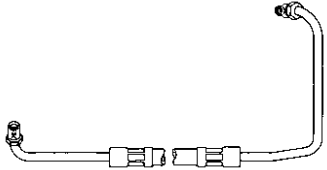
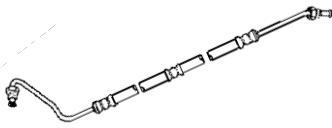
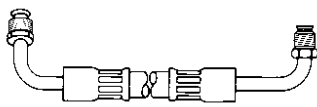
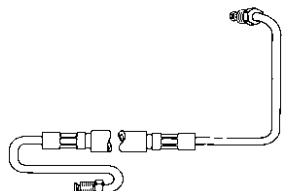
# Pressure Hose Illustration Guide

|                                      |
|--------------------------------------|
| SYSTEM<br>PUMP &<br>GEAR<br>IDENT.   |
| SYSTEM &<br>COM-<br>PONENT<br>IDENT. |
| PASS.<br>CARS                        |
| LIGHT<br>TRUCKS                      |
| MEDIUM/<br>HEAVY<br>TRUCKS           |
| BUSES                                |
| HOSE<br>NUMER-<br>ICAL               |
| REPAIR<br>KITS                       |
| KIT<br>NUMER-<br>ICAL                |

|  |         |   |         |   |         |
|--|---------|---|---------|---|---------|
| <b>39137</b><br><br>16mm Male "O" Ring x 16mm Male "O" Ring       | 3 3/8"  | <b>70203</b><br><br>3/8" Female S.A.E. x 7/16" Male Inv. Flare     | 29"     | <b>70228</b><br><br>3/8" Male Inv. Flare x 7/16" Male Inv. Flare   | 27 1/2" |
| <b>39138</b><br><br>16mm Male "O" Ring x 16mm Male "O" Ring       | 4 7/8"  | <b>70206</b><br><br>3/8" Male Inv. Flare x 7/16" Male Inv. Flare   | 30 5/8" | <b>70230</b><br><br>3/8" Female S.A.E. x 7/16" Male Inv. Flare     | 30"     |
| <b>70146</b><br><br>1/4" Male Inv. Flare x 1/4" Male Inv. Flare | 13 3/4" | <b>70213</b><br><br>3/8" Male Inv. Flare x 7/16" Male Inv. Flare | 27 3/8" | <b>70235</b><br><br>3/8" Male Inv. Flare x 7/16" Male Inv. Flare | 25"     |
| <b>70183</b><br><br>1/4" Male Inv. Flare x 3/8" Male S.A.E.     | 45"     | <b>70216</b><br><br>3/8" Female S.A.E. x 7/16" Male Inv. Flare   | 24 1/2" | <b>70239</b><br><br>1/4" Male Inv. Flare x 3/8" Male Inv. Flare  | 24"     |
| <b>70198</b><br><br>3/8" Female S.A.E. x 7/16" Male Inv. Flare  | 30 1/2" | <b>70225</b><br><br>3/8" Male Inv. Flare x 7/16" Male Inv. Flare | 26 3/4" | <b>70242</b><br><br>3/8" Male Inv. Flare x 7/16" Male Inv. Flare | 32 1/4" |

ILLUSTRATIONS

# Pressure Hose Illustration Guide

|   |   |   |
|---|---|---|
| <p><b>70245</b> 33 1/8"</p>  <p>3/8" Male Inv. Flare x 7/16" Male Inv. Flare</p>   | <p><b>70252</b> 27 1/4"</p>  <p>3/8" Male Inv. Flare x 7/16" Male Inv. Flare</p>   | <p><b>70260</b> 37 1/2"</p>  <p>3/8" Male Inv. Flare x 7/16" Male Inv. Flare</p>   |
| <p><b>70247</b> 29 3/4"</p>  <p>3/8" Male Inv. Flare x 7/16" Male Inv. Flare</p>   | <p><b>70253</b> 26 1/2"</p>  <p>3/8" Female S.A.E. X 7/16" Male Inv. Flare</p>     | <p><b>70263</b> 33 1/2"</p>  <p>3/8" Male Inv. Flare x 7/16" Male Inv. Flare</p>   |
| <p><b>70248</b> 42 1/4"</p>  <p>3/8" Female S.A.E. x 7/16" Male Inv. Flare</p>    | <p><b>70254</b> 45 3/4"</p>  <p>3/8" Male Inv. Flare x 7/16" Male Inv. Flare</p>  | <p><b>70265</b> 33 1/4"</p>  <p>3/8" Male Inv. Flare x 7/16" Male Inv. Flare</p> |
| <p><b>70250</b> 38 1/2"</p>  <p>3/8" Male Inv. Flare x 7/16" Male Inv. Flare</p> | <p><b>70255</b> 31"</p>  <p>3/8" Male Inv. Flare x 7/16" Male Inv. Flare</p>     | <p><b>70269</b> 30 1/2"</p>  <p>3/8" Male Inv. Flare x 7/16" Male Inv. Flare</p> |
| <p><b>70251</b> 40 3/4"</p>  <p>3/8" Male Inv. Flare x 7/16" Male Inv. Flare</p> | <p><b>70257</b> 25 1/2"</p>  <p>3/8" Male Inv. Flare x 7/16" Male Inv. Flare</p> | <p><b>70270</b> 44"</p>  <p>3/8" Male Inv. Flare x 7/16" Male Inv. Flare</p>     |

SYSTEM  
PUMP &  
GEAR  
IDENT.

SYSTEM &  
COM-  
PONENT  
IDENT.

PASS.  
CARS

LIGHT  
TRUCKS

MEDIUM/  
HEAVY  
TRUCKS

BUSES

HOSE  
NUMER-  
ICAL

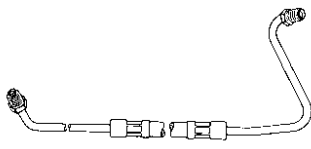
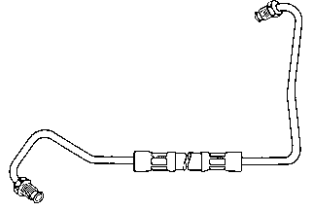


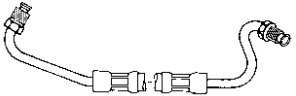
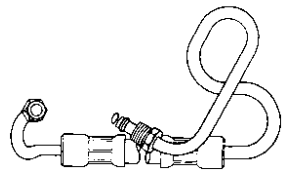
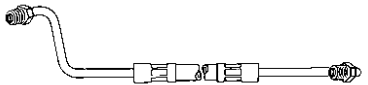
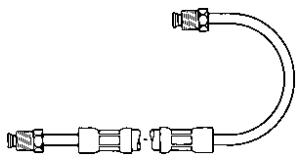
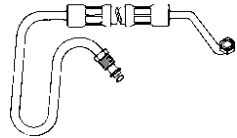
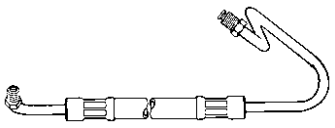
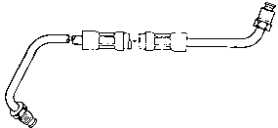
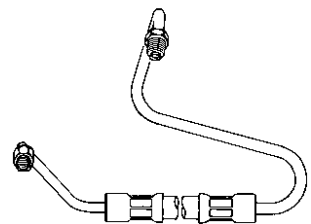
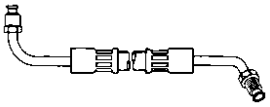
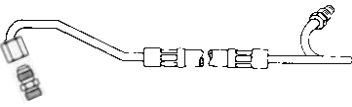
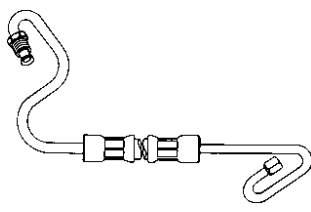
REPAIR  
KITS

KIT  
NUMER-  
ICAL

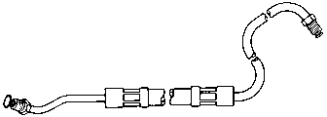
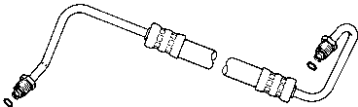
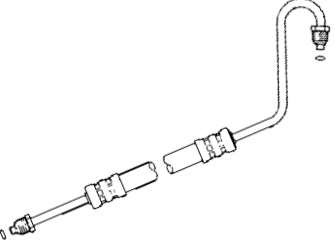
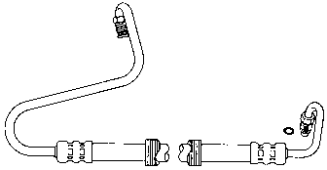
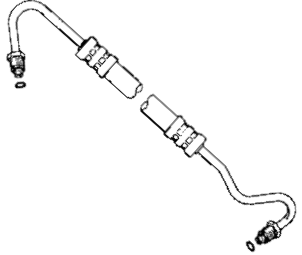

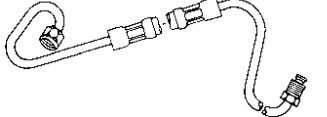
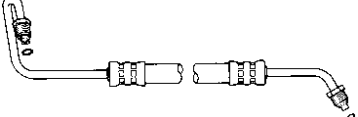
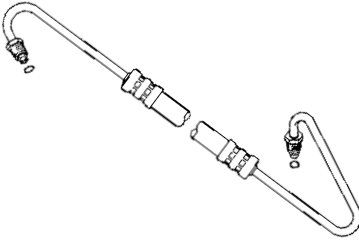
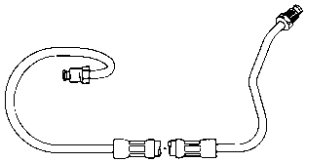
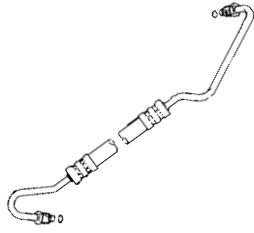
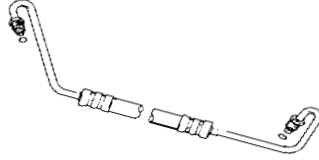
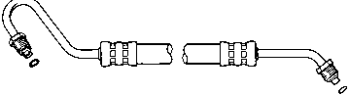
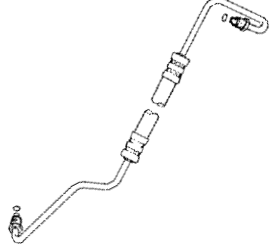
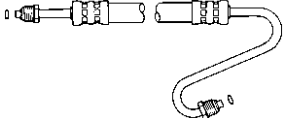
ILLUST-  
RATIONS

# Pressure Hose Illustration Guide

|                                      |
|--------------------------------------|
| SYSTEM<br>PUMP &<br>GEAR<br>IDENT.   |
| SYSTEM &<br>COM-<br>PONENT<br>IDENT. |
| PASS.<br>CARS                        |
| LIGHT<br>TRUCKS                      |
| MEDIUM/<br>HEAVY<br>TRUCKS           |
| BUSES                                |
| HOSE<br>NUMER-<br>ICAL               |
| REPAIR<br>KITS                       |
| KIT<br>NUMER-<br>ICAL                |

|   |   |   |
|---|---|---|
| <b>70271</b> 36 1/4"  | <b>70277</b> 38"  | <b>70333</b> 36 1/4"  |
|    |    |    |
| 3/8" Male Inv. Flare x 7/16" Male Inv. Flare  | 3/8" Male Inv. Flare x 7/16" Male Inv. Flare  | 1/4" Female S.A.E. x 3/8" Male Inv. Flare   |
| <b>70272</b> 36 1/4"  | <b>70279</b> 29 3/8"  | <b>70337</b> 36 3/8"  |
|    |    |    |
| 3/8" Male Inv. Flare x 7/16" Male Inv. Flare  | 3/8" Male Inv. Flare x 7/16" Male Inv. Flare  | 5/16" Female S.A.E. x 3/8" Male "O" Ring  |
| <b>70273</b> 33"  | <b>70281</b> 16 1/2"  | <b>70341</b> 34 3/8"  |
|  |   |   |
| 3/8" Male Inv. Flare x 7/16" Male Inv. Flare  | 1/4" Male Inv. Flare x 1/4" Male Inv. Flare   | 5/16" Female S.A.E. x 3/8" Male "O" Ring  |
| <b>70275</b> 32 1/8"  | <b>70283</b> 40 1/4"  | <b>70343</b> 36"  |
|  |  |  |
| 3/8" Male Inv. Flare x 7/16" Male Inv. Flare  | 3/8" Male Inv. Flare x 7/16" Male Inv. Flare  | 5/16" Female S.A.E. x 3/8" Male Inv. Flare  |
| <b>70276</b> 28 1/2"  | <b>70329</b> 33 3/8"  | <b>70344</b> 34 1/4"  |
|  |  |  |
| 3/8" Male Inv. Flare x 7/16" Male Inv. Flare  | 1/4" Female S.A.E. x 3/8" Male Inv. Flare<br>or 1/4" Male Inv. Flare                | 5/16" Female S.A.E. x 3/8" Male Inv. Flare  |

# Pressure Hose Illustration Guide

|  |  |  |
|--|--|--|
| <p><b>70347</b> 32 3/8"</p>  <p>5/16" Male "O" Ring x 3/8" Male Inv. Flare</p>  | <p><b>70403</b> 28 5/16"</p>  <p>16mm Male "O" Ring x 16mm Male "O" Ring</p>    | <p><b>70408</b> 28 13/16"</p>  <p>16mm Male "O" Ring x 18mm Male "O" Ring</p>   |
| <p><b>70351</b> 38 5/16"</p>  <p>5/16" Male "O" Ring x 3/8" Male Inv. Flare</p> | <p><b>70404</b> 28 3/8"</p>  <p>16mm Male "O" Ring x 16mm Male "O" Ring</p>     | <p><b>70409</b> 32 1/16"</p>  <p>16mm Male "O" Ring x 16mm Male "O" Ring</p>    |
| <p><b>70352</b> 34"</p>  <p>5/16" Female S.A.E. x 3/8" Male Inv. Flare</p>     | <p><b>70405</b> 28 5/16"</p>  <p>16mm Male "O" Ring x 16mm Male "O" Ring</p>   | <p><b>70411</b> 36 11/16"</p>  <p>16mm Male "O" Ring x 18mm Male "O" Ring</p>  |
| <p><b>70353</b> 35"</p>  <p>5/16" Male "O" Ring x 3/8" Male "O" Ring</p>      | <p><b>70406</b> 32"</p>  <p>16mm Male "O" Ring x 18mm Male "O" Ring</p>       | <p><b>70413</b> 35 7/8"</p>  <p>16mm Male "O" Ring x 18mm Male "O" Ring</p>   |
| <p><b>70402</b> 23 3/16"</p>  <p>16mm Male "O" Ring x 16mm Male "O" Ring</p>  | <p><b>70407</b> 36 11/16"</p>  <p>16mm Male "O" Ring x 18mm Male "O" Ring</p> | <p><b>70414</b> 26 15/16"</p>  <p>16mm Male "O" Ring x 16mm Male "O" Ring</p> |

SYSTEM  
PUMP &  
GEAR  
IDENT.

SYSTEM &  
COM-  
PONENT  
IDENT.

PASS.  
CARS

LIGHT  
TRUCKS

MEDIUM/  
HEAVY  
TRUCKS

BUSES

HOSE  
NUMER-  
ICAL

REPAIR  
KITS

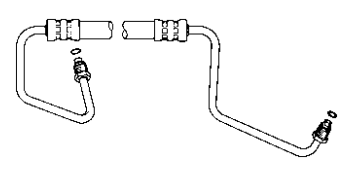
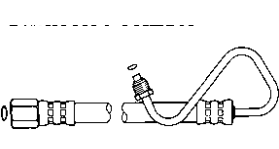
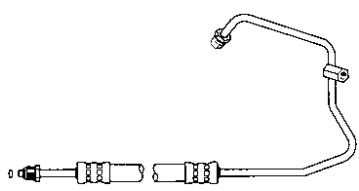
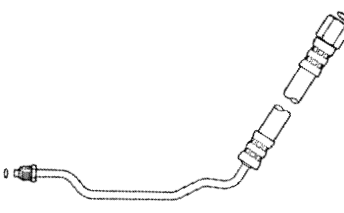
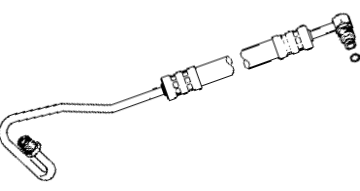
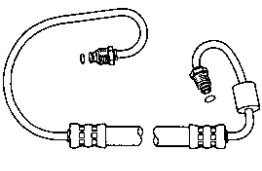
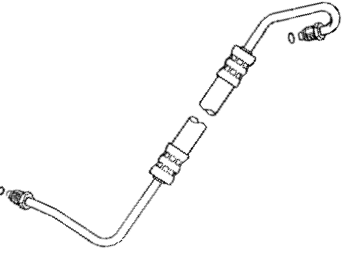
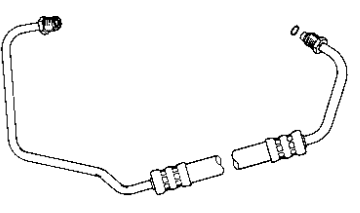
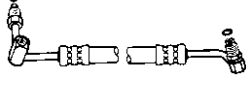
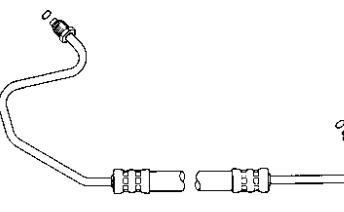
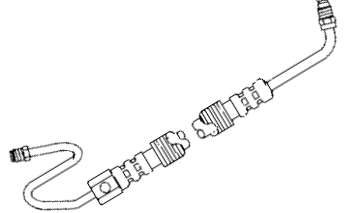
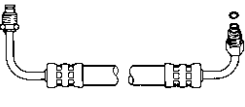
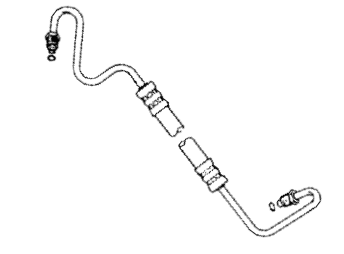
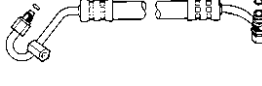
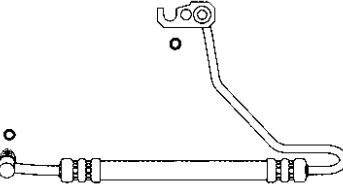
KIT  
NUMER-  
ICAL

ILLUST-  
RATIONS

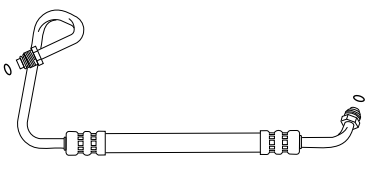
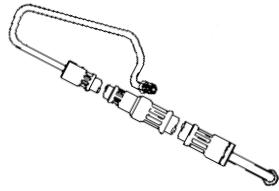

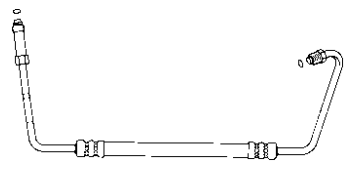
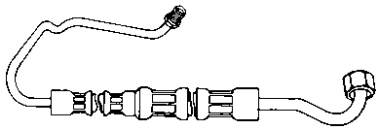
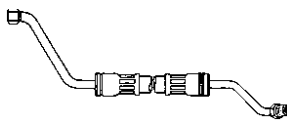
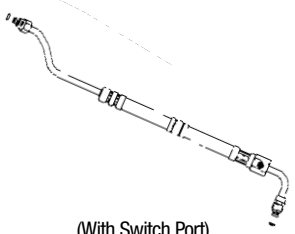
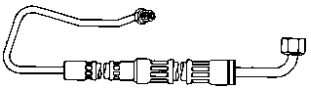


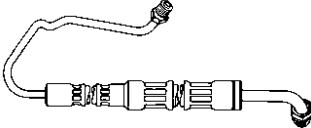

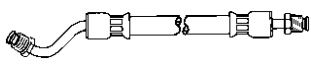

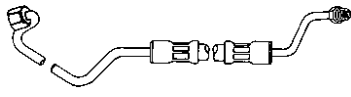


# Pressure Hose Illustration Guide

|                                      |
|--------------------------------------|
| SYSTEM<br>PUMP &<br>GEAR<br>IDENT.   |
| SYSTEM &<br>COM-<br>PONENT<br>IDENT. |
| PASS.<br>CARS                        |
| LIGHT<br>TRUCKS                      |
| MEDIUM/<br>HEAVY<br>TRUCKS           |
| BUSES                                |
| HOSE<br>NUMER-<br>ICAL               |
| REPAIR<br>KITS                       |
| KIT<br>NUMER-<br>ICAL                |

|   |  |  |
|---|--|--|
| <b>70416</b><br><br><b>16mm Male "O" Ring x 18mm Male "O" Ring</b>       | <b>70423</b><br><br><b>16mm Female "O" Ring x 18mm Male "O" Ring</b>  | <b>70429</b><br><br><b>(With Switch Port)<br/>5/16" Male Inv. Flare x<br/>16mm Male "O" Ring</b>                        |
| <b>70418</b><br><br><b>16mm Female "O" Ring x<br/>18mm Male "O" Ring</b> | <b>70424</b><br><br><b>5/16" Male Inv. Flare x<br/>3/8" Swivel "O" Ring (Type I)</b>                                    | <b>70434</b><br><br><b>3/8" Swivel "O" Ring (Type I) x<br/>3/8" Swivel "O" Ring (Type I)</b>                            |
| <b>70419</b><br><br><b>16mm Male "O" Ring x 16mm Male "O" Ring</b>      | <b>70425</b><br><br><b>5/16" Male Inv. Flare x<br/>16mm Male "O" Ring</b>  | <b>70435</b><br><br><b>(With Switch Port)<br/>5/16" Swivel "O" Ring (Type II) x<br/>3/8" Swivel "O" Ring (Type I)</b> |
| <b>70421</b><br><br><b>16mm Male "O" Ring x 18mm Male "O" Ring</b>     | <b>70426</b><br><br><b>(With Switch Port)<br/>5/16" Male Inv. Flare x<br/>3/8" Swivel "O" Ring (Type I)</b>           | <b>70436</b><br><br><b>5/16" Swivel "O" Ring (Type II) x<br/>3/8" Swivel "O" Ring (Type I)</b>                        |
| <b>70422</b><br><br><b>16mm Male "O" Ring x 18mm Male "O" Ring</b>     | <b>70427</b><br><br><b>(With Switch Port)<br/>5/16" Swivel "O" Ring (Type II) x<br/>3/8" Swivel "O" Ring (Type I)</b> | <b>70438</b><br><br><b>9mm Male Captive "O" Ring x<br/>3/8" Swivel "O" Ring (Type I)</b>                              |

# Pressure Hose Illustration Guide

|  |  |   |
|--|--|---|
| <p><b>70439</b> <span style="float: right;">31 1/8"</span></p>  <p><b>16mm Male "O" Ring x 16mm Male "O" Ring</b></p>   | <p><b>70612</b> <span style="float: right;">38 1/2"</span></p>  <p><b>1/4" Male Inv. Flare x 3/8" Male Inv. Flare</b></p>     | <p><b>70646</b> <span style="float: right;">33 3/4"</span></p>  <p><b>5/16" Male Inv. Flare x 3/8" Female Inv. Flare</b></p> |
| <p><b>70440</b> <span style="float: right;">33"</span></p>  <p><b>16mm Male "O" Ring x 18mm Male "O" Ring</b></p>   | <p><b>70613</b> <span style="float: right;">40 3/4"</span></p>  <p><b>1/4" Male Inv. Flare x 3/8" Female S.A.E.</b></p>       | <p><b>70648</b> <span style="float: right;">30 7/8"</span></p>  <p><b>5/16" Male Inv. Flare x 3/8" Female S.A.E.</b></p>     |
| <p><b>70443</b> <span style="float: right;">43 3/8"</span></p>  <p>(With Switch Port)<br/><b>5/16" Swivel "O" Ring (Type II) x<br/>3/8" Swivel "O" Ring (Type I)</b></p> | <p><b>70626</b> <span style="float: right;">43 1/8"</span></p>  <p><b>1/4" Male Inv. Flare x 3/8" Female S.A.E.</b></p>     | <p><b>70652</b> <span style="float: right;">35"</span></p>  <p><b>5/16" Male Inv. Flare x 3/8" Female S.A.E.</b></p>        |
| <p><b>70579</b> <span style="float: right;">9 5/8"</span></p>  <p><b>5/16" Male Inv. Flare x 5/16" Male Inv. Flare</b></p>  | <p><b>70632</b> <span style="float: right;">43 1/8"</span></p>  <p><b>1/4" Male Inv. Flare x 3/8" Male Inv. Flare</b></p>   | <p><b>70653</b> <span style="float: right;">52 3/8"</span></p>  <p><b>5/16" Male Inv. Flare x 3/8" Female S.A.E.</b></p>   |
| <p><b>70608</b> <span style="float: right;">9 3/4"</span></p>  <p><b>5/16" Male Inv. Flare x<br/>5/16" Male Inv. Flare</b></p>  | <p><b>70640</b> <span style="float: right;">10 3/8"</span></p>  <p><b>5/16" Male Inv. Flare x 5/16" Male Inv. Flare</b></p> | <p><b>70660</b> <span style="float: right;">35"</span></p>  <p><b>5/16" Male Inv. Flare x 3/8" Female S.A.E.</b></p>       |

SYSTEM  
PUMP &  
GEAR  
IDENT.

SYSTEM &  
COM-  
PONENT  
IDENT.

PASS.  
CARS

LIGHT  
TRUCKS

MEDIUM/  
HEAVY  
TRUCKS

BUSES

HOSE  
NUMER-  
ICAL

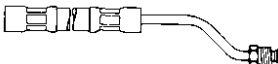
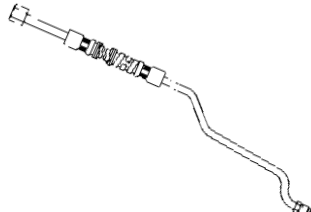
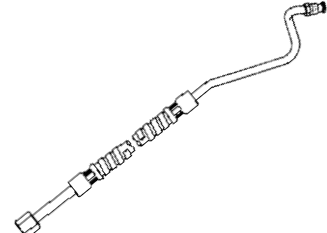
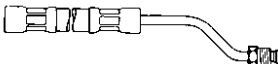
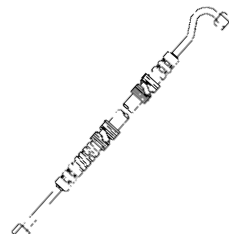
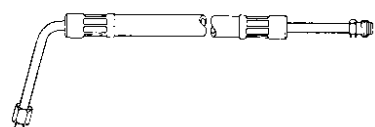
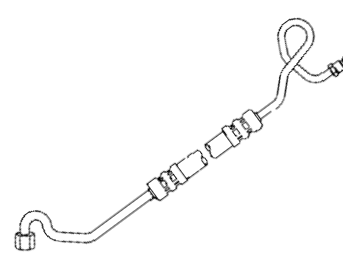
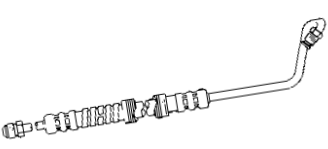

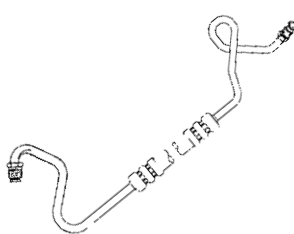
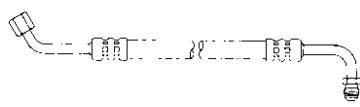
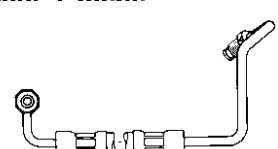
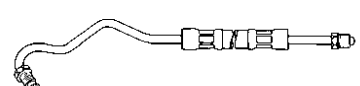
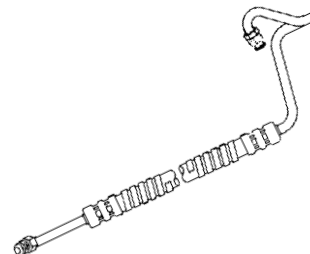
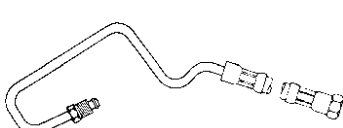
REPAIR  
KITS

KIT  
NUMER-  
ICAL

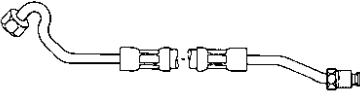
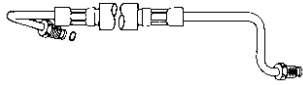
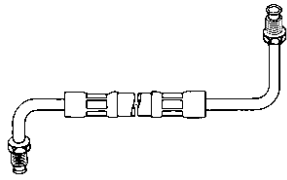
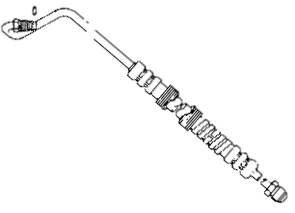
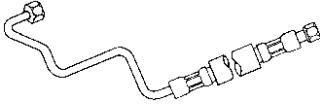
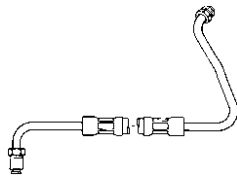
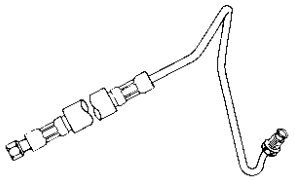

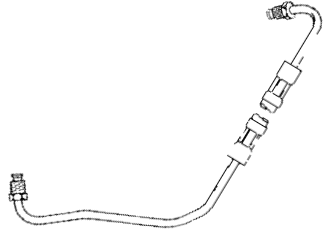
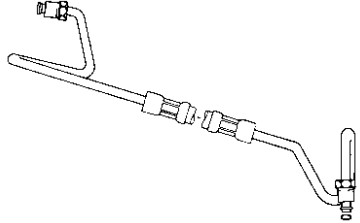

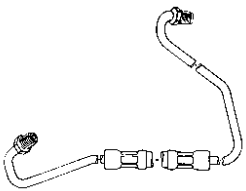
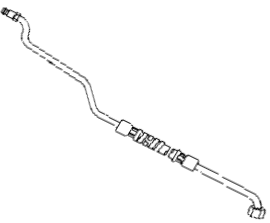
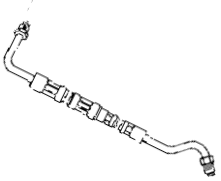
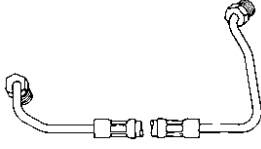
ILLUST-  
RATIONS

# Pressure Hose Illustration Guide

|                                      |
|--------------------------------------|
| SYSTEM<br>PUMP &<br>GEAR<br>IDENT.   |
| SYSTEM &<br>COM-<br>PONENT<br>IDENT. |
| PASS.<br>CARS                        |
| LIGHT<br>TRUCKS                      |
| MEDIUM/<br>HEAVY<br>TRUCKS           |
| BUSES                                |
| HOSE<br>NUMER-<br>ICAL               |
| REPAIR<br>KITS                       |
| KIT<br>NUMER-<br>ICAL                |

|   |         |   |           |   |         |
|---|---------|---|-----------|---|---------|
| <b>70669</b>  | 29 1/2" | <b>70679</b>  | 32 1/16"  | <b>70689</b>  | 20 1/8" |
|    |         |    |           |    |         |
| 3/8" Female Inv. Flare x<br>7/16" Male Inv. Flare                                   |         | 5/16" Male Inv. Flare x 3/8" Female S.A.E.  |           | 5/16" Male Inv. Flare x 3/8" Female S.A.E.  |         |
| <b>70670</b>  | 70"     | <b>70680</b>  | 50 3/8"   | <b>70691</b>  | 25 3/8" |
|    |         |    |           |    |         |
| 3/8" Female Inv. Flare x<br>7/16" Male Inv. Flare                                   |         | 3/8" Female S.A.E. x 3/8" Female S.A.E.   |           | 3/8" Female S.A.E. x 3/8" Male S.A.E.   |         |
| <b>70674</b>  | 36 1/8" | <b>70682</b>  | 47 13/16" | <b>70692</b>  | 25 1/8" |
|   |         |   |           |  |         |
| 5/16" Male Inv. Flare x 3/8" Female S.A.E.  |         | 3/8" Male Inv. Flare x 3/8" Male S.A.E.   |           | 3/8" Female S.A.E. x 3/8" Male S.A.E.   |         |
| <b>70677</b>  | 46 3/4" | <b>70687</b>  | 19 1/2"   | <b>70696</b>  | 32 1/4" |
|  |         |  |           |  |         |
| 5/16" Male Inv. Flare x 3/8" Male Inv. Flare  |         | 3/8" Female S.A.E. x 3/8" Male S.A.E.   |           | 5/16" Male Inv. Flare x 3/8" Male Inv. Flare  |         |
| <b>70678</b>  | 22 1/2" | <b>70688</b>  | 33 1/8"   | <b>70697</b>  | 41 3/4" |
|  |         |  |           |  |         |
| 3/8" Male Inv. Flare x 3/8" Male S.A.E.   |         | 3/8" Male Inv. Flare x 3/8" Male S.A.E.   |           | 7/16" Female Inv. Flare x<br>7/16" Male "O" Ring                                      |         |

# Pressure Hose Illustration Guide

|  |  |  |
|--|--|--|
| <p><b>70704</b> 39 1/4"</p>  <p><b>3/8" Female S.A.E. X &amp; 1/16" Male Inv. Flare</b></p> | <p><b>70724</b> 27 1/4"</p>  <p><b>3/8" Male S.A.E. x 7/16" Male "O" Ring</b></p>         | <p><b>70864</b> 21"</p>  <p><b>3/8" Male Inv. Flare x 7/16" Male Inv. Flare</b></p>       |
| <p><b>70710</b> 48 1/16"</p>  <p><b>3/8" Male S.A.E. x 3/8" Male "O" Ring</b></p>           | <p><b>70726</b> 36 1/2"</p>  <p><b>1/2" Female S.A.E. x 3/8" Female S.A.E.</b></p>        | <p><b>70910</b> 32"</p>  <p><b>3/8" Male Inv. Flare x 7/16" Male Inv. Flare</b></p>       |
| <p><b>70721</b> 40"</p>  <p><b>1/2" Female S.A.E. x 3/8" Male "O" Ring</b></p>             | <p><b>70852</b> 27 1/2"</p>  <p><b>3/8" Male Inv. Flare x 7/16" Male Inv. Flare</b></p> | <p><b>70911</b> 31 1/2"</p>  <p><b>3/8" Male Inv. Flare x 7/16" Male Inv. Flare</b></p>  |
| <p><b>70722</b> 49 1/2"</p>  <p><b>3/8" Male Inv. Flare x 7/16" Male "O" Ring</b></p>     | <p><b>70855</b> 40 1/2"</p>  <p><b>3/8" Male Inv. Flare x 7/16" Male Inv. Flare</b></p> | <p><b>70912</b> 39 1/4"</p>  <p><b>3/8" Male Inv. Flare x 7/16" Male Inv. Flare</b></p> |
| <p><b>70723</b> 61"</p>  <p><b>5/16" Male "O" Ring x 3/8" Female S.A.E.</b></p>           | <p><b>70859</b> 35 1/2"</p>  <p><b>3/8" Male Inv. Flare x 7/16" Male Inv. Flare</b></p> | <p><b>70917</b> 31 7/8"</p>  <p><b>3/8" Male Inv. Flare x 7/16" Male Inv. Flare</b></p> |

SYSTEM  
PUMP &  
GEAR  
IDENT.

SYSTEM &  
COM-  
PONENT  
IDENT.

PASS.  
CARS

LIGHT  
TRUCKS

MEDIUM/  
HEAVY  
TRUCKS

BUSES

HOSE  
NUMER-  
ICAL

REPAIR  
KITS

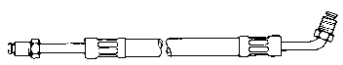
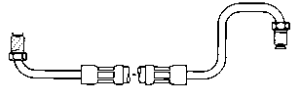

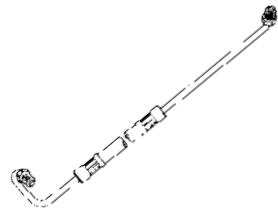
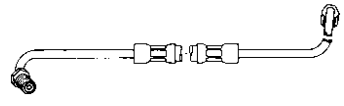
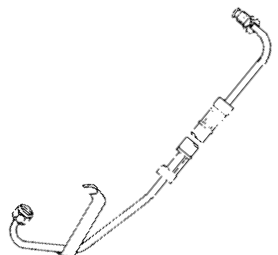
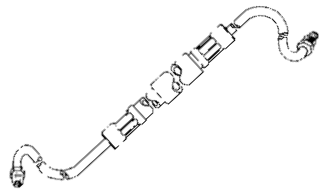
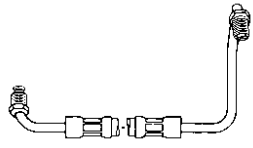
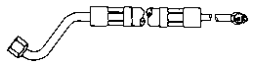
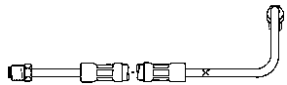
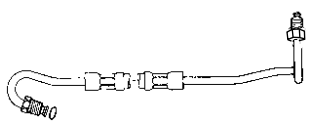
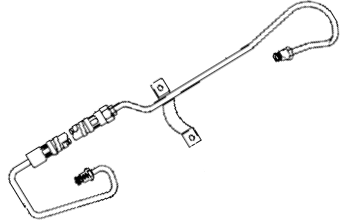
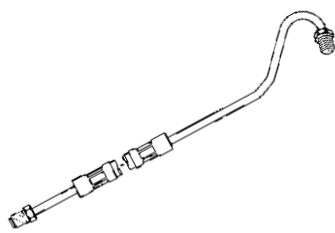
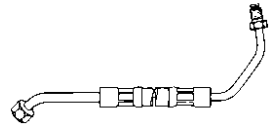
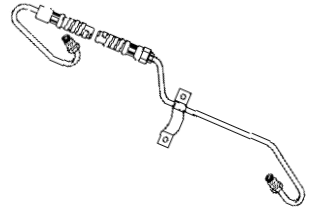
KIT  
NUMER-  
ICAL

ILLUST-  
RATIONS



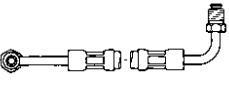

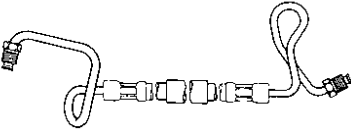
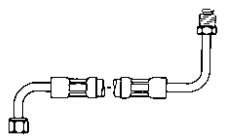
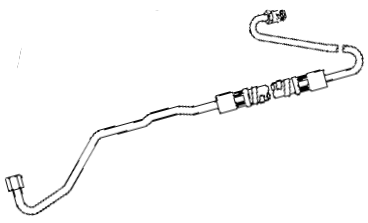
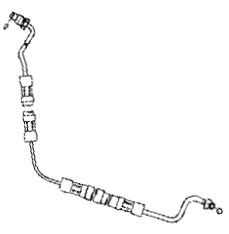
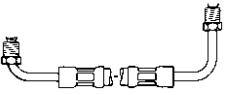
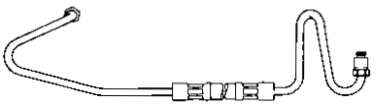
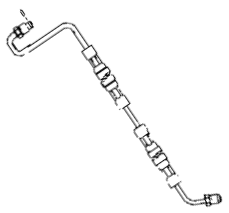
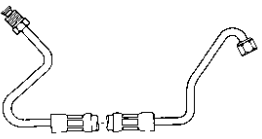
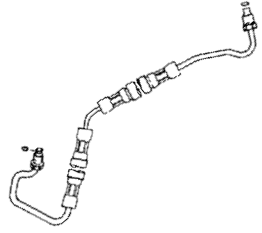
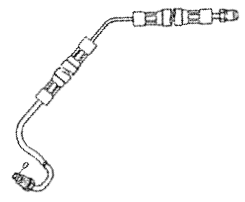
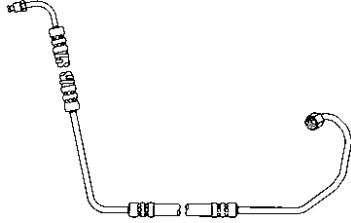

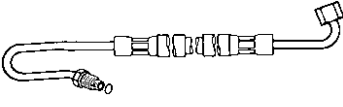
# Pressure Hose Illustration Guide

|                                      |
|--------------------------------------|
| SYSTEM<br>PUMP &<br>GEAR<br>IDENT.   |
| SYSTEM &<br>COM-<br>PONENT<br>IDENT. |
| PASS.<br>CARS                        |
| LIGHT<br>TRUCKS                      |
| MEDIUM/<br>HEAVY<br>TRUCKS           |
| BUSES                                |
| HOSE<br>NUMER-<br>ICAL               |
| REPAIR<br>KITS                       |
| KIT<br>NUMER-<br>ICAL                |

|   |         |   |         |  |         |
|---|---------|---|---------|--|---------|
| <b>70920</b><br><br><br><br><b>3/8" Male Inv. Flare x<br/>7/16" Male Inv. Flare</b>  | 19 1/8" | <b>70933</b><br><br><br><br><b>3/8" Male Inv. Flare x 7/16" Male Inv. Flare</b>      | 26 3/4" | <b>70956</b><br><br><br><br><b>5/16" Male Inv. Flare x<br/>3/8" Female S.A.E.</b>   | 19 3/8" |
| <b>70921</b><br><br><br><br><b>3/8" Male Inv. Flare x<br/>7/16" Male Inv. Flare</b>  | 34 1/2" | <b>70934</b><br><br><br><br><b>5/16" Female S.A.E. x 3/8" Male Inv. Flare</b>        | 33 5/8" | <b>70960</b><br><br><br><br><b>5/16" Male Inv. Flare x 3/8" Female S.A.E.</b>       | 34 1/4" |
| <b>70924</b><br><br><br><br><b>3/8" Male Inv. Flare x<br/>7/16" Male Inv. Flare</b> | 52 3/8" | <b>70935</b><br><br><br><br><b>3/8" Male Inv. Flare x<br/>7/16" Male Inv. Flare</b> | 45 3/8" | <b>70963</b><br><br><br><br><b>5/16" Male Inv. Flare x<br/>3/8" Female S.A.E.</b> | 17"     |
| <b>70930</b><br><br><br><br><b>3/8" Male Inv. Flare x 7/16" Male Inv. Flare</b>    | 29 3/4" | <b>70940</b><br><br><br><br><b>5/16" Male "O" Ring x 3/8" Male Inv. Flare</b>      | 32"     | <b>70964</b><br><br><br><br><b>5/16" Male Inv. Flare x 5/16" Male Inv. Flare</b>  | 40 1/2" |
| <b>70932</b><br><br><br><br><b>3/8" Male Inv. Flare x 7/16" Male Inv. Flare</b>    | 33 1/8" | <b>70952</b><br><br><br><br><b>5/16" Male Inv. Flare x<br/>3/8" Female S.A.E.</b>  | 19 1/2" | <b>70965</b><br><br><br><br><b>5/16" Male Inv. Flare x 5/16" Male Inv. Flare</b>  | 33"     |

ILLUST-  
RATIONS

# Pressure Hose Illustration Guide

|   |  |   |
|---|--|---|
| <p><b>70970</b> <span style="float: right;">21 3/8"</span></p>  <p style="text-align: center;"><b>3/8" Female S.A.E. x<br/>7/16" Male Inv. Flare</b></p>     | <p><b>70992</b> <span style="float: right;">28"</span></p>  <p style="text-align: center;"><b>3/8" Male Inv. Flare x 7/16" Male Inv. Flare</b></p>                    | <p><b>71010</b> <span style="float: right;">50"</span></p>  <p style="text-align: center;"><b>5/16" Male Inv. Flare x 3/8" Male Inv. Flare</b></p>                       |
| <p><b>70971</b> <span style="float: right;">22 5/8"</span></p>  <p style="text-align: center;"><b>3/8" Female S.A.E. x<br/>7/16" Male Inv. Flare</b></p>     | <p><b>70999</b> <span style="float: right;">46"</span></p>  <p style="text-align: center;"><b>5/16" Male Inv. Flare x 3/8" Female S.A.E.</b></p>                      | <p><b>71012</b> <span style="float: right;">51"</span></p>  <p style="text-align: center;"><b>5/16" Swivel "O" Ring (Type I) x<br/>3/8" Swivel "O" Ring (Type I)</b></p> |
| <p><b>70973</b> <span style="float: right;">30"</span></p>  <p style="text-align: center;"><b>3/8" Male Inv. Flare. x<br/>7/16" Male Inv. Flare</b></p>    | <p><b>71003</b> <span style="float: right;">52 3/4"</span></p>  <p style="text-align: center;"><b>3/8" Male Inv. Flare x 7/16" Male Inv. Flare</b></p>              | <p><b>71013</b> <span style="float: right;">46 1/2"</span></p>  <p style="text-align: center;"><b>3/8" Male S.A.E. x<br/>3/8" Swivel "O" Ring (Type I)</b></p>          |
| <p><b>70986</b> <span style="float: right;">34"</span></p>  <p style="text-align: center;"><b>3/8" Female S.A.E. x 7/16" Male Inv. Flare</b></p>           | <p><b>71008</b> <span style="float: right;">50 3/4"</span></p>  <p style="text-align: center;"><b>5/16" Male "O" Ring x<br/>3/8" Swivel "O" Ring (Type I)</b></p>   | <p><b>71014</b> <span style="float: right;">45 1/2"</span></p>  <p style="text-align: center;"><b>3/8" Male S.A.E. x<br/>3/8" Swivel "O" Ring (Type I)</b></p>         |
| <p><b>70987</b> <span style="float: right;">53 11/16"</span></p>  <p style="text-align: center;"><b>5/16" Male Inv. Flare x<br/>3/8" Female S.A.E.</b></p> | <p><b>71009</b> <span style="float: right;">42 1/2"</span></p>  <p style="text-align: center;"><b>5/16" Male Inv. Flare x<br/>3/8" Swivel "O" Ring (Type I)</b></p> | <p><b>71015</b> <span style="float: right;">38"</span></p>  <p style="text-align: center;"><b>1/2" Female S.A.E. x<br/>3/8" Swivel "O" Ring (Type I)</b></p>           |

SYSTEM  
PUMP &  
GEAR  
IDENT.

SYSTEM &  
COM-  
PONENT  
IDENT.

PASS.  
CARS

LIGHT  
TRUCKS

MEDIUM/  
HEAVY  
TRUCKS

BUSES

HOSE  
NUMER-  
ICAL

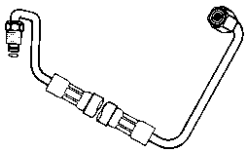
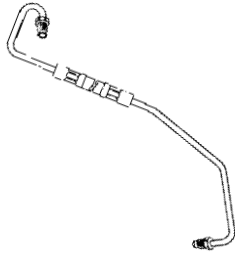
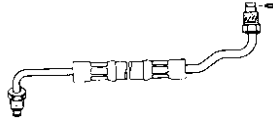
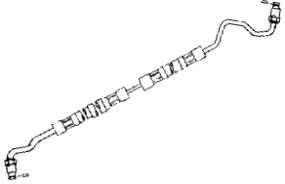
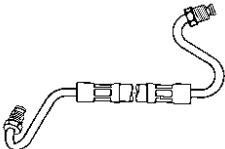

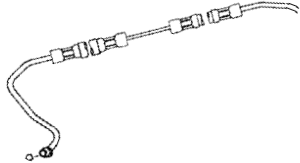
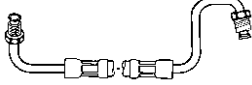
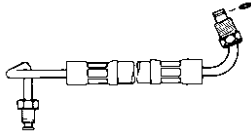
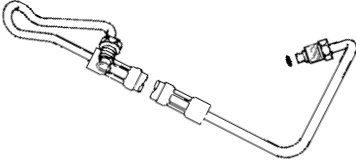
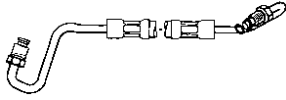
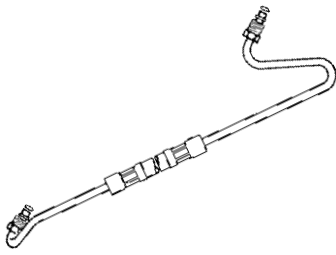
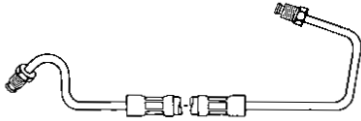
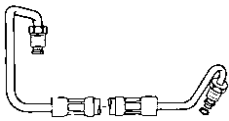
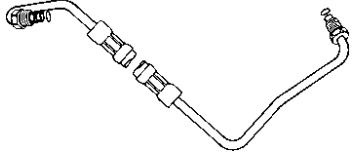
REPAIR  
KITS

KIT  
NUMER-  
ICAL


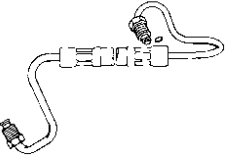

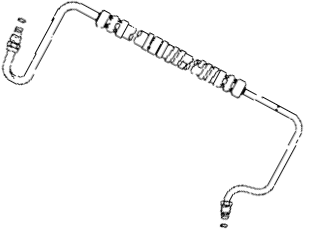

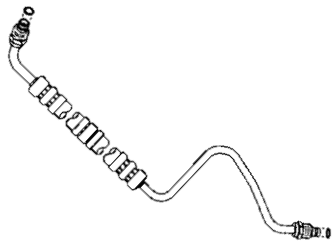
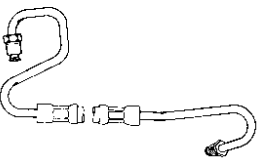
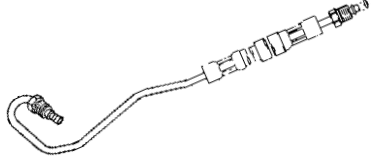
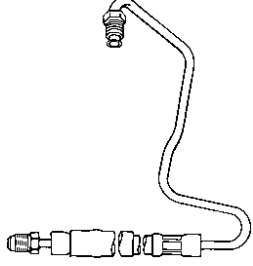
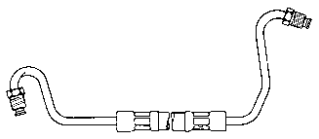

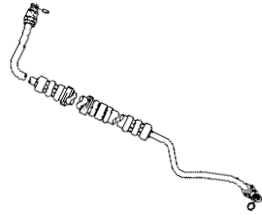
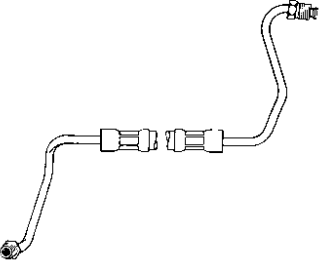
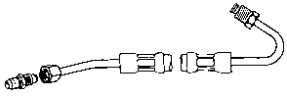
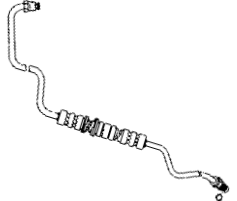
ILLUST-  
RATIONS

# Pressure Hose Illustration Guide

|                                      |
|--------------------------------------|
| SYSTEM<br>PUMP &<br>GEAR<br>IDENT.   |
| SYSTEM &<br>COM-<br>PONENT<br>IDENT. |
| PASS.<br>CARS                        |
| LIGHT<br>TRUCKS                      |
| MEDIUM/<br>HEAVY<br>TRUCKS           |
| BUSES                                |
| HOSE<br>NUMER-<br>ICAL               |
| REPAIR<br>KITS                       |
| KIT<br>NUMER-<br>ICAL                |

|  |         |   |         |  |         |
|--|---------|---|---------|--|---------|
| <b>71016</b><br><br>1/2" Female S.A.E. x<br>3/8" Swivel "O" Ring (Type I)             | 40"     | <b>71029</b><br><br>3/8" Male Inv. Flare x 7/16" Male Inv. Flare   | 42"     | <b>71037</b><br><br>5/16" Male Inv. Flare x<br>3/8" Swivel "O" Ring (Type I)  | 28"     |
| <b>71018</b><br><br>5/16" Swivel "O" Ring (Type I) x<br>3/8" Swivel "O" Ring (Type I) | 47 1/2" | <b>71032</b><br><br>3/8" Male Inv. Flare x 7/16" Male Inv. Flare   | 27 1/2" | <b>71038</b><br><br>5/16" Male Inv. Flare x<br>3/8" Swivel "O" Ring (Type I)  | 23 1/4" |
| <b>71020</b><br><br>5/16" Male "O" Ring x<br>3/8" Swivel "O" Ring (Type I)           | 54"     | <b>71034</b><br><br>3/8" Male Inv. Flare x 7/16" Male Inv. Flare | 28 1/2" | <b>71039</b><br><br>5/16" Male Inv. Flare x<br>3/8" Swivel "O" Ring (Type I) | 30"     |
| <b>71023</b><br><br>5/16" Male Inv. Flare x 3/8" Male "O" Ring                      | 35 3/4" | <b>71035</b><br><br>5/16" Male "O" Ring x 3/8" Male Inv. Flare   | 28"     | <b>71042</b><br><br>16mm Male "O" Ring x 18mm Male "O" Ring                 | 38 1/4" |
| <b>71026</b><br><br>3/8" Male Inv. Flare x 7/16" Male Inv. Flare                    | 33 1/4" | <b>71036</b><br><br>5/16" Male "O" Ring x 3/8" Inv. Flare        | 35 3/4" | <b>71043</b><br><br>16mm Male "O" Ring x 18mm Male "O" Ring                 | 35"     |

# Pressure Hose Illustration Guide

|   |   |   |
|---|---|---|
| <p><b>71044</b> 25"</p>  <p>5/16" Male Inv. Flare x<br/>3/8" Swivel "O" Ring (Type I)</p>    | <p><b>71054</b> 34 1/2"</p>  <p>5/16" Male "O" Ring x 3/8" Male Inv. Flare</p>                               | <p><b>71059</b> 34 5/8"</p>  <p>3/8" Swivel "O" Ring (Type I) x<br/>7/16" Male Inv. Flare</p>            |
| <p><b>71045</b> 53 5/16"</p>  <p>5/16" Male "O" Ring x<br/>3/8" Swivel "O" Ring (Type I)</p> | <p><b>71055</b> 27 3/8"</p>  <p>16mm Male "O" Ring x 16mm Male "O" Ring</p>                                  | <p><b>71061</b> 44 5/8"</p>  <p>5/16" Swivel "O" Ring (Type I) x<br/>3/8" Swivel "O" Ring (Type I)</p>   |
| <p><b>71046</b> 38"</p>  <p>3/8" Male Inv. Flare x<br/>7/16" Male Inv. Flare</p>            | <p><b>71056</b> 34 3/4"</p>  <p>16mm Male "O" Ring x 16mm Male "O" Ring</p>                                 | <p><b>71062</b> 43 3/4"</p>  <p>3/8" Male Inv. Flare x 3/8" Male S.A.E.</p>                             |
| <p><b>71048</b> 33 1/2"</p>  <p>3/8" Male Inv. Flare x 7/16" Male Inv. Flare</p>           | <p><b>71057</b> 33 5/8"</p>  <p>3/8" Female S.A.E. or 3/8" Male Inv. Flare x<br/>7/16" Male Inv. Flare</p> | <p><b>71063</b> 48 1/8"</p>  <p>5/16" Swivel "O" Ring (Type I) x<br/>3/8" Swivel "O" Ring (Type I)</p> |
| <p><b>71053</b> 40 1/2"</p>  <p>3/8" Male Inv. Flare x 7/16" Male Inv. Flare</p>           | <p><b>71058</b> 28 1/2"</p>  <p>3/8" Female S.A.E. or 3/8" Male Inv. Flare x<br/>7/16" Male Inv. Flare</p> | <p><b>71064</b> 48 13/16"</p>  <p>5/16" Swivel "O" Ring (Type I) x<br/>3/8" Male Inv. Flare</p>        |

SYSTEM  
PUMP &  
GEAR  
IDENT.

SYSTEM &  
COM-  
PONENT  
IDENT.

PASS.  
CARS

LIGHT  
TRUCKS

MEDIUM/  
HEAVY  
TRUCKS

BUSES

HOSE  
NUMER-  
ICAL

REPAIR  
KITS

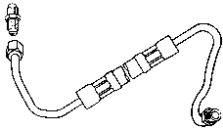
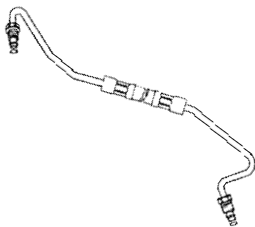

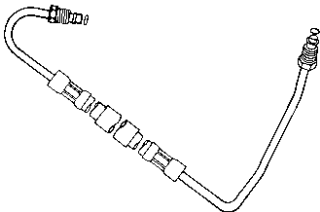
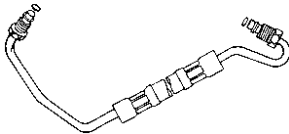
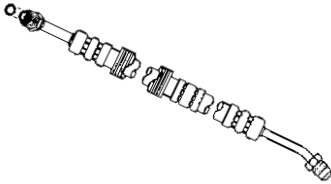
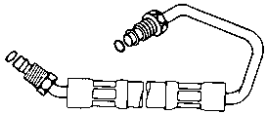
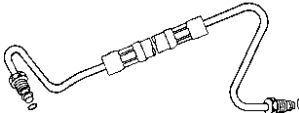

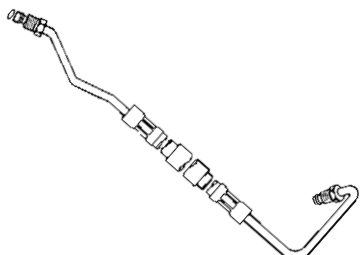
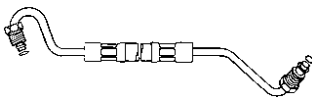
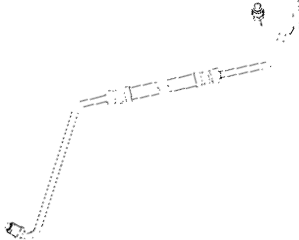
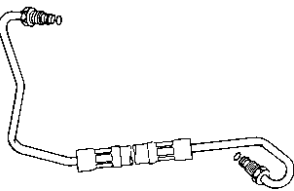

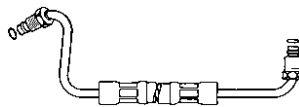
KIT  
NUMER-  
ICAL

ILLUST-  
RATIONS



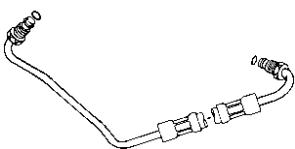
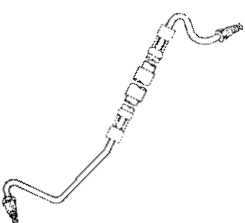
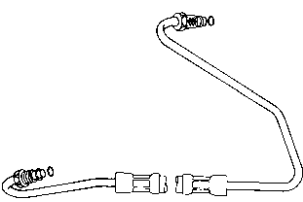
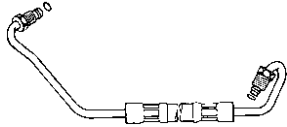
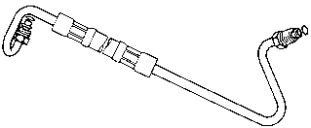
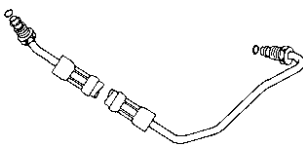
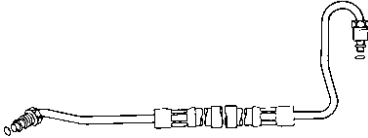
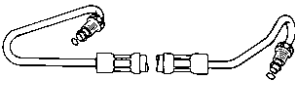
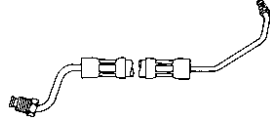
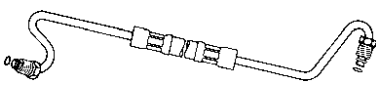
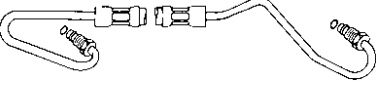
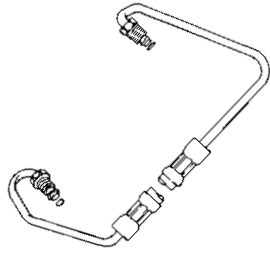
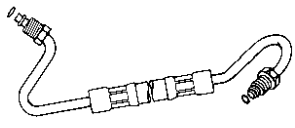
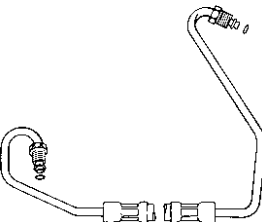
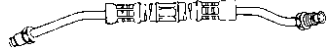
# Pressure Hose Illustration Guide

|                                      |
|--------------------------------------|
| SYSTEM<br>PUMP &<br>GEAR<br>IDENT.   |
| SYSTEM &<br>COM-<br>PONENT<br>IDENT. |
| PASS.<br>CARS                        |
| LIGHT<br>TRUCKS                      |
| MEDIUM/<br>HEAVY<br>TRUCKS           |
| BUSES                                |
| HOSE<br>NUMER-<br>ICAL               |
| REPAIR<br>KITS                       |
| KIT<br>NUMER-<br>ICAL                |

|   |         |   |         |  |         |
|---|---------|---|---------|--|---------|
| 71065<br><br>3/8" Female S.A.E. or 3/8" Male Inv. Flare x<br>7/16" Male Inv. Flare | 31 3/4" | 71072<br><br>16mm Male "O" Ring x 18mm Male "O" Ring   | 37"     | 71079<br><br>5/16" Male Inv. Flare x<br>3/8" Swivel "O" Ring (Type I) | 31 1/2" |
| 71068<br><br>16mm Male "O" Ring x 18mm Male "O" Ring                               | 46"     | 71073<br><br>16mm Male "O" Ring x 18mm Male "O" Ring   | 34 3/4" | 71081<br><br>3/8" Male S.A.E. x<br>3/8" Swivel "O" Ring (Type I)      | 35 5/8" |
| 71069<br><br>16mm Male "O" Ring x 18mm Male "O" Ring                             | 26"     | 71074<br><br>16mm Male "O" Ring x 18mm Male "O" Ring | 32"     | 71084<br><br>16mm Male "O" Ring x 18mm Male "O" Ring                 | 45"     |
| 71070<br><br>16mm Male "O" Ring x 18mm Male "O" Ring                             | 41 3/4" | 71075<br><br>16mm Male "O" Ring x 18mm Male "O" Ring | 31"     | 71085<br><br>16mm Male "O" Ring x 18mm Male "O" Ring                | 45 1/2" |
| 71071<br><br>16mm Male "O" Ring x 18mm Male "O" Ring                             | 37 1/2" | 71078<br><br>16mm Male "O" Ring x 16mm Male "O" Ring | 23"     | 71086<br><br>16mm Male "O" Ring x 18mm Male "O" Ring                | 23"     |

ILLUST-  
RATIONS

# Pressure Hose Illustration Guide

|  |  |  |
|--|--|--|
| <p><b>71087</b> 28"</p>  <p>16mm Male "O" Ring x 18mm Male "O" Ring</p>       | <p><b>71093</b> 49"</p>  <p>16mm Male "O" Ring x 18mm Male "O" Ring</p>       | <p><b>71098</b> 40 3/4"</p>  <p>16mm Male "O" Ring x 18mm Male "O" Ring</p>       |
| <p><b>71088</b> 31"</p>  <p>16mm Male "O" Ring x 18mm Male "O" Ring</p>       | <p><b>71094</b> 33 3/4"</p>  <p>16mm Male "O" Ring x 18mm Male "O" Ring</p>   | <p><b>71099</b> 27 5/8"</p>  <p>16mm Male "O" Ring x 18mm Male "O" Ring</p>       |
| <p><b>71089</b> 37"</p>  <p>16mm Male "O" Ring x 18mm Male "O" Ring</p>      | <p><b>71095</b> 40 3/4"</p>  <p>16mm Male "O" Ring x 18mm Male "O" Ring</p> | <p><b>71100</b> 23"</p>  <p>1/4" Male Inv. Flare x 16mm Male "O" Ring</p>       |
| <p><b>71091</b> 32"</p>  <p>16mm Male "O" Ring x 18mm Male "O" Ring</p>     | <p><b>71096</b> 47 3/4"</p>  <p>16mm Male "O" Ring x 18mm Male "O" Ring</p> | <p><b>71102</b> 48 3/4"</p>  <p>16mm Male "O" Ring x 18mm Male "O" Ring</p>     |
| <p><b>71092</b> 30 3/4"</p>  <p>16mm Male "O" Ring x 18mm Male "O" Ring</p> | <p><b>71097</b> 39 1/2"</p>  <p>16mm Male "O" Ring x 18mm Male "O" Ring</p> | <p><b>71109</b> 22 1/4"</p>  <p>16mm Male Inv. Flare x 16mm Male Inv. Flare</p> |

SYSTEM  
PUMP &  
GEAR  
IDENT.

SYSTEM &  
COM-  
PONENT  
IDENT.

PASS.  
CARS

LIGHT  
TRUCKS

MEDIUM/  
HEAVY  
TRUCKS

BUSES

HOSE  
NUMER-  
ICAL

REPAIR  
KITS

KIT  
NUMER-  
ICAL

ILLUST-  
RATIONS

# Pressure Hose Illustration Guide

SYSTEM  
PUMP &  
GEAR  
IDENT.

SYSTEM &  
COM-  
PONENT  
IDENT.

PASS.  
CARS

LIGHT  
TRUCKS

MEDIUM/  
HEAVY  
TRUCKS

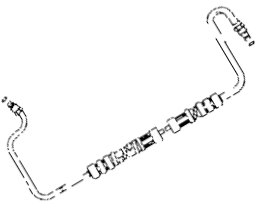
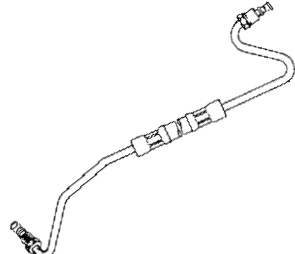
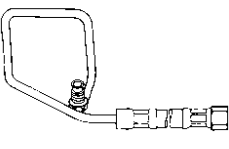
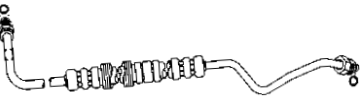
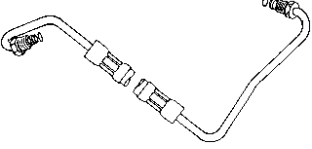
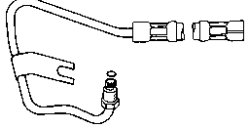
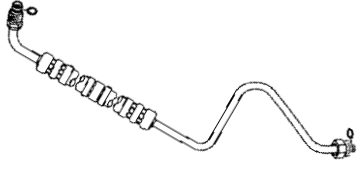
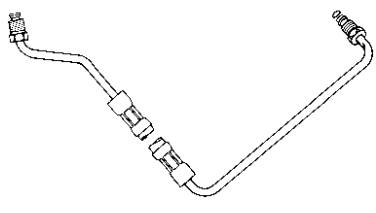
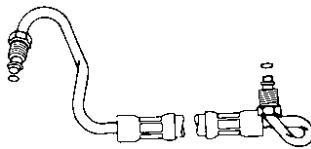
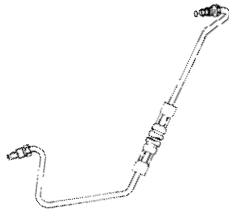
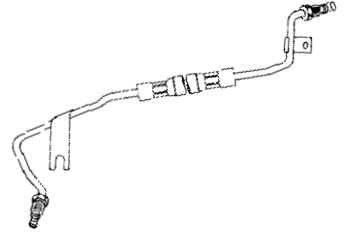
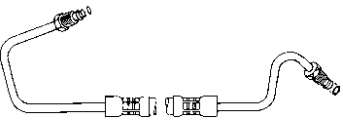
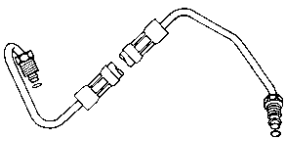
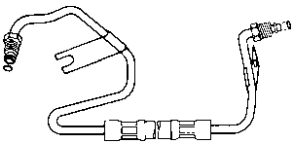

BUSES

HOSE  
NUMER-  
ICAL

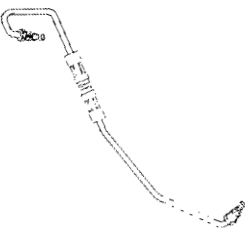
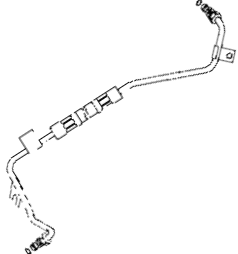
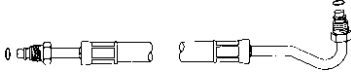
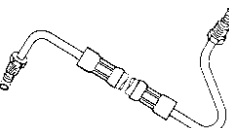


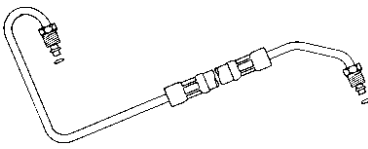
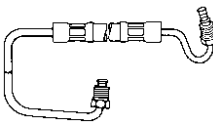
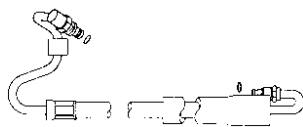
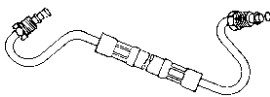

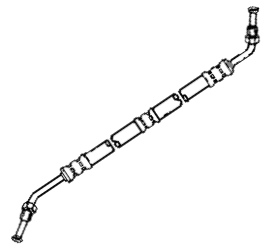

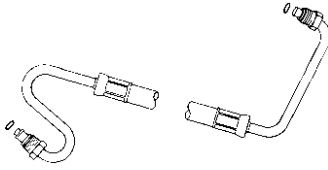
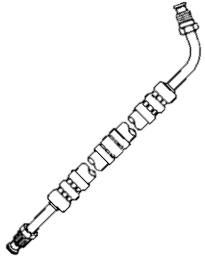
REPAIR  
KITS

KIT  
NUMER-  
ICAL

ILLUST-  
RATIONS

|   |           |   |         |   |         |
|---|-----------|---|---------|---|---------|
| 71114   | 50 3/16"  | 71121   | 35"     | 71134   | 39"     |
|    |           |    |         |    |         |
| 5/16" Male "O" Ring x<br>3/8" Swivel "O" Ring (Type I)                              |           | 16mm Male "O" Ring x 18mm Male "O" Ring   |         | 3/8" Female Inv. Flare x 3/8" Male Inv. Flare   |         |
| 71117   | 48 1/4"   | 71122   | 31 1/2" | 71135   | 33 3/4" |
|    |           |    |         |    |         |
| 5/16" Swivel "O" Ring (Type II) x<br>3/8" Swivel "O" Ring (Type I)                  |           | 16mm Male "O" Ring x 18mm Male "O" Ring   |         | 3/8" Female Inv. Flare x 16mm Male "O" Ring   |         |
| 71118   | 44 13/16" | 71124   | 34 1/2" | 71137   | 32"     |
|   |           |   |         |   |         |
| 5/16" Swivel "O" Ring (Type II) x<br>3/8" Swivel "O" Ring (Type I)                  |           | 7/16" Male Inv. Flare x 16mm Male "O" Ring  |         | 5/16" Male "O" Ring x 16mm Male "O" Ring  |         |
| 71119   | 40 5/8"   | 71132   | 51 1/2" | 71139   | 35 1/4" |
|  |           |  |         |  |         |
| 16mm Male "O" Ring x 18mm Male "O" Ring   |           | 16mm Male "O" Ring x 18mm Male "O" Ring   |         | 16mm Male "O" Ring x 18mm Male "O" Ring   |         |
| 71120   | 37 1/2"   | 71133   | 48 1/4" | 71144   | 27 1/2" |
|  |           |  |         |  |         |
| 16mm Male "O" Ring x 18mm Male "O" Ring   |           | 16mm Male "O" Ring x 18mm Male "O" Ring   |         | 16mm Male "O" Ring x 18mm Male "O" Ring   |         |

# Pressure Hose Illustration Guide

|   |  |   |
|---|--|---|
| <p><b>71145</b> 41"</p>  <p>16mm Male "O" Ring x 18mm Male "O" Ring</p>        | <p><b>71151</b> 39 1/2"</p>  <p>16mm Male "O" Ring x 18mm Male "O" Ring</p>     | <p><b>71163</b> 23 13/16"</p>  <p>16mm Male "O" Ring x 18mm Male "O" Ring</p>                          |
| <p><b>71146</b> 27 1/2"</p>  <p>16mm Male "O" Ring x 18mm Male "O" Ring</p>    | <p><b>71153</b> 31"</p>  <p>16mm Male "O" Ring x 18mm Male "O" Ring</p>         | <p><b>71164</b> 32"</p>  <p>16mm Male "O" Ring x 18mm Male "O" Ring</p>                                |
| <p><b>71147</b> 35 1/2"</p>  <p>16mm Male "O" Ring x 18mm Male "O" Ring</p>   | <p><b>71156</b> 34 1/2"</p>  <p>5/16" Male "O" Ring x 3/8" Male Inv. Flare</p> | <p><b>71165</b> 36 3/4"</p>  <p>3/8" Swivel "O" Ring (Type I) x<br/>3/8" Swivel "O" Ring (Type I)</p> |
| <p><b>71148</b> 27"</p>  <p>16mm Male "O" Ring x 18mm Male "O" Ring</p>      | <p><b>71157</b> 39 7/16"</p>  <p>16mm Male "O" Ring x 18mm Male "O" Ring</p>  | <p><b>71166</b> 21 3/4"</p>  <p>16mm Male Inv. Flare x<br/>16mm Male Inv. Flare</p>                  |
| <p><b>71149</b> 19"</p>  <p>3/8" Male Inv. Flare x 7/16" Male Inv. Flare</p> | <p><b>71158</b> 30 3/8"</p>  <p>16mm Male "O" Ring x 18mm Male "O" Ring</p>   | <p><b>71167</b> 19 1/8"</p>  <p>16mm Male Inv. Flare x 16mm Male Inv. Flare</p>                      |

SYSTEM  
PUMP &  
GEAR  
IDENT.

SYSTEM &  
COM-  
PONENT  
IDENT.

PASS.  
CARS

LIGHT  
TRUCKS

MEDIUM/  
HEAVY  
TRUCKS

BUSES

HOSE  
NUMER-  
ICAL

REPAIR  
KITS

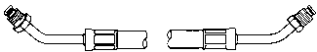
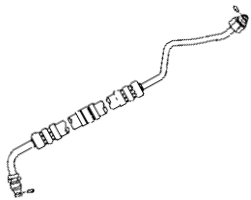

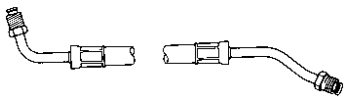
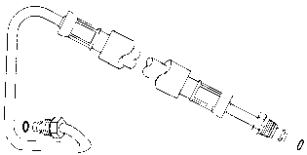
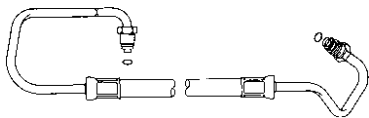
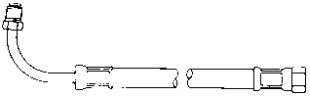
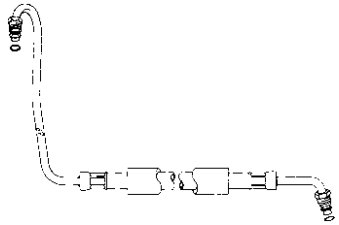

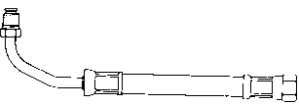
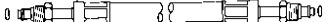
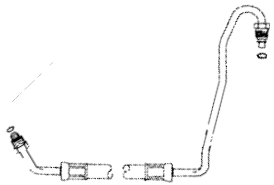
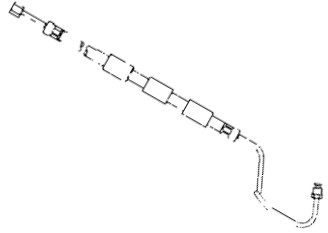
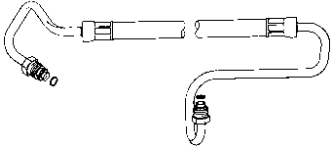
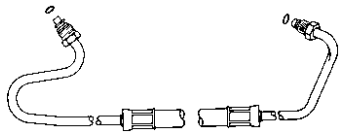
KIT  
NUMER-  
ICAL

ILLUST-  
RATIONS



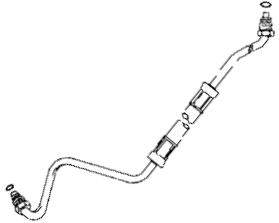
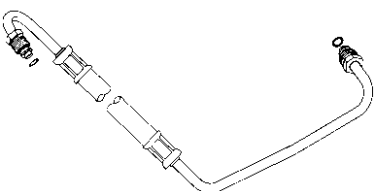
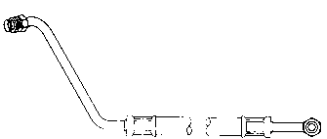
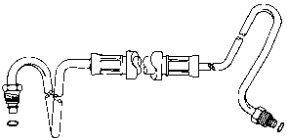
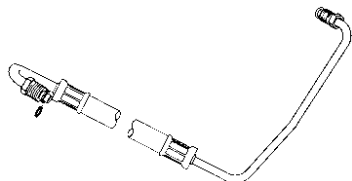
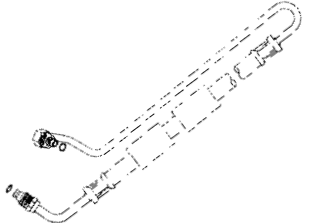
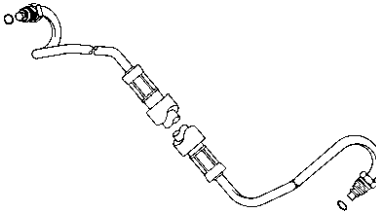
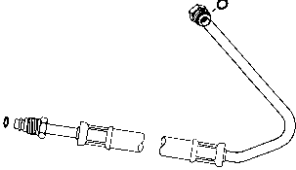
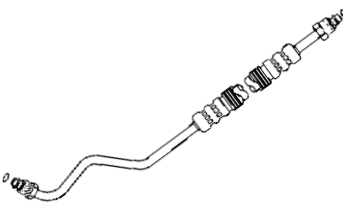
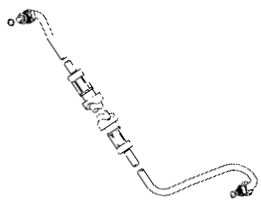
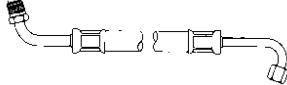
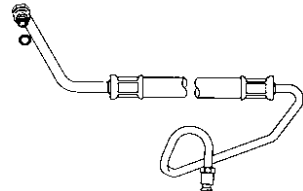
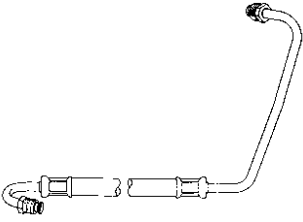
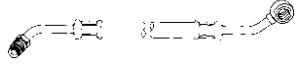
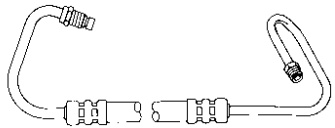
# Pressure Hose Illustration Guide

|                                      |
|--------------------------------------|
| SYSTEM<br>PUMP &<br>GEAR<br>IDENT.   |
| SYSTEM &<br>COM-<br>PONENT<br>IDENT. |
| PASS.<br>CARS                        |
| LIGHT<br>TRUCKS                      |
| MEDIUM/<br>HEAVY<br>TRUCKS           |
| BUSES                                |
| HOSE<br>NUMER-<br>ICAL               |
| REPAIR<br>KITS                       |
| KIT<br>NUMER-<br>ICAL                |

|   |                |   |                |  |                |
|---|----------------|---|----------------|--|----------------|
| <b>71169</b><br><br><br><br><b>16mm Male Inv. Flare x 16mm Male Inv. Flare</b>         | <b>29"</b>     | <b>71180</b><br><br><br><br><b>5/16" Swivel "O" Ring (Type II) x<br/>3/8" Swivel "O" Ring (Type I)</b> | <b>45"</b>     | <b>71190</b><br><br><br><br><b>16mm Male "O" Ring x 18mm Male "O" Ring</b>                            | <b>36 7/8"</b> |
| <b>71171</b><br><br><br><br><b>16mm Male Inv. Flare x<br/>16mm Male Inv. Flare</b>     | <b>31 7/8"</b> | <b>71181</b><br><br><br><br><b>16mm Male "O" Ring x 18mm Male "O" Ring</b>                             | <b>36 5/8"</b> | <b>71191</b><br><br><br><br><b>16mm Male "O" Ring x 18mm Male "O" Ring</b>                            | <b>36 1/4"</b> |
| <b>71172</b><br><br><br><br><b>16mm Female Inv. Flare x<br/>16mm Male Inv. Flare</b> | <b>25"</b>     | <b>71187</b><br><br><br><br><b>16mm Male "O" Ring x 18mm Male "O" Ring</b>                            | <b>38"</b>     | <b>71193</b><br><br><br><br><b>3/8" Swivel "O" Ring (Type I) x<br/>3/8" Swivel "O" Ring (Type I)</b> | <b>44 1/8"</b> |
| <b>71173</b><br><br><br><br><b>16mm Female Inv. Flare x<br/>16mm Male Inv. Flare</b> | <b>12 1/4"</b> | <b>71188</b><br><br><br><br><b>16mm Male "O" Ring x 18mm Male "O" Ring</b>                           | <b>21 7/8"</b> | <b>71194</b><br><br><br><br><b>3/8" Swivel "O" Ring (Type I) x<br/>7/16" Male "O" Ring</b>          | <b>44"</b>     |
| <b>71179</b><br><br><br><br><b>14mm Male Inv. Flare x 16mm Female S.A.E.</b>         | <b>48 3/8"</b> | <b>71189</b><br><br><br><br><b>16mm Male "O" Ring x 18mm Male "O" Ring</b>                           | <b>35 1/2"</b> | <b>71195</b><br><br><br><br><b>16mm Male "O" Ring x 18mm Male "O" Ring</b>                          | <b>37 1/4"</b> |

ILLUST-  
RATIONS

# Pressure Hose Illustration Guide

|  |   |   |
|--|---|---|
| <p><b>71196</b> 39 1/4"</p>  <p>16mm Male "O" Ring x 18mm Male "O" Ring</p>                     | <p><b>71201</b> 30 7/16"</p>  <p>16mm Male "O" Ring x 18mm Male "O" Ring</p>     | <p><b>71210</b> 32 1/8"</p>  <p>16mm Male Inv. Flare x 16mm Male Inv. Flare</p>                      |
| <p><b>71197</b> 61"</p>  <p>5/16" Swivel "O" Ring (Type II) x 3/8" Swivel "O" Ring (Type I)</p> | <p><b>71202</b> 30 7/16"</p>  <p>5/16" Male Inv. Flare x 16mm Male "O" Ring</p>  | <p><b>71212</b> 72 7/16"</p>  <p>5/16" Swivel "O" Ring (Type II) x 3/8" Swivel "O" Ring (Type I)</p> |
| <p><b>71198</b> 46 1/2"</p>  <p>16mm Male "O" Ring x 18mm Male "O" Ring</p>                    | <p><b>71203</b> 27 1/4"</p>  <p>16mm Male "O" Ring x 16mm Male "O" Ring</p>     | <p><b>71213</b> 27 1/4"</p>  <p>16mm Male "O" Ring x 18mm Male "O" Ring</p>                         |
| <p><b>71199</b> 39 3/4"</p>  <p>16mm Male "O" Ring x 18mm Male "O" Ring</p>                   | <p><b>71205</b> 28 5/16"</p>  <p>3/8" Male Inv. Flare x 14mm Female Swivel</p> | <p><b>71214</b> 32 7/16"</p>  <p>5/16" Male Inv. Flare x 3/8" Swivel "O" Ring (Type I)</p>         |
| <p><b>71200</b> 30 1/16"</p>  <p>3/8" Male Inv. Flare x 7/16" Male Inv. Flare</p>             | <p><b>71208</b> 25 3/4"</p>  <p>3/8" Male Inv. Flare x 14mm Banjo</p>          | <p><b>71215</b> 34 1/4"</p>  <p>5/16" Male Inv. Flare x 3/8" Swivel "O" Ring (Type I)</p>          |

SYSTEM  
PUMP &  
GEAR  
IDENT.

SYSTEM &  
COM-  
PONENT  
IDENT.

PASS.  
CARS

LIGHT  
TRUCKS

MEDIUM/  
HEAVY  
TRUCKS

BUSES

HOSE  
NUMER-  
ICAL

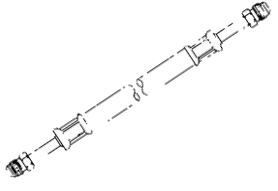
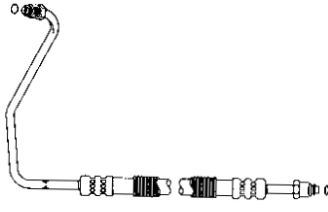
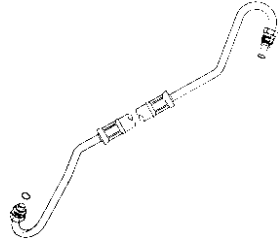
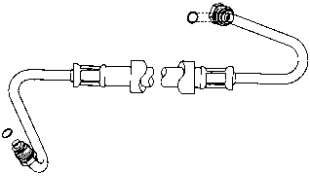
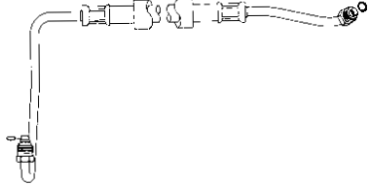
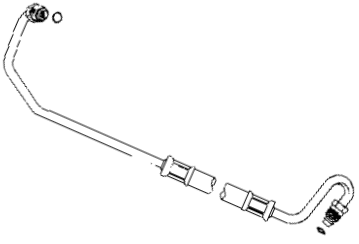

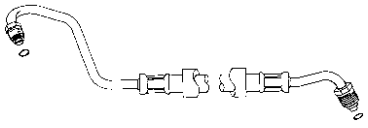
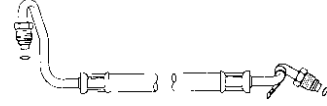
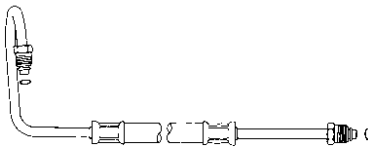

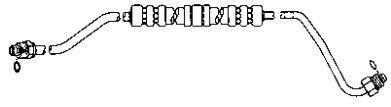

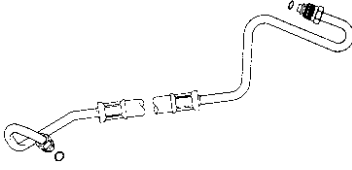

REPAIR  
KITS

KIT  
NUMER-  
ICAL

ILLUST-  
RATIONS


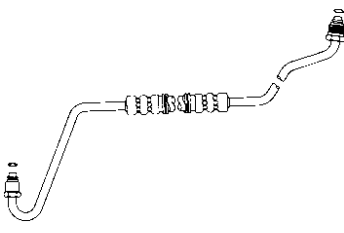
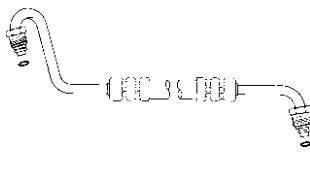
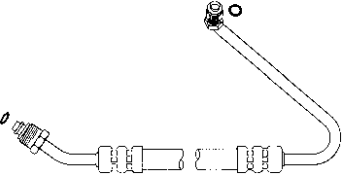
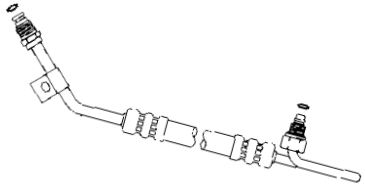

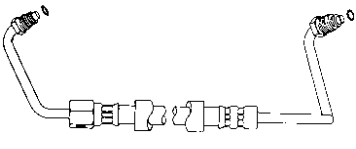
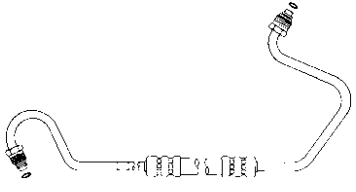
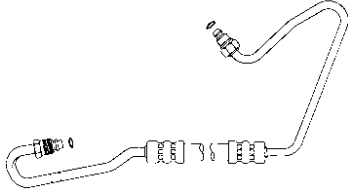
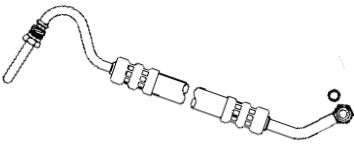
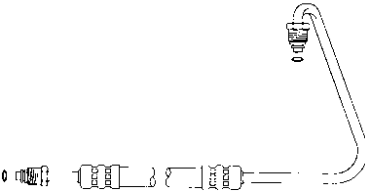
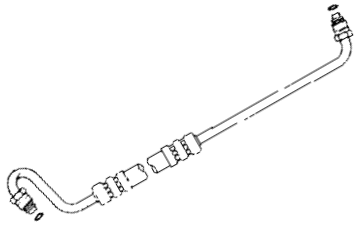
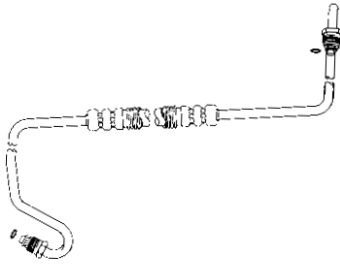
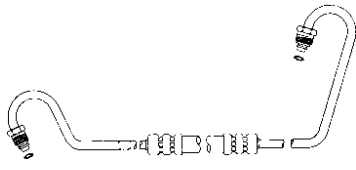

# Pressure Hose Illustration Guide

|                                      |
|--------------------------------------|
| SYSTEM<br>PUMP &<br>GEAR<br>IDENT.   |
| SYSTEM &<br>COM-<br>PONENT<br>IDENT. |
| PASS.<br>CARS                        |
| LIGHT<br>TRUCKS                      |
| MEDIUM/<br>HEAVY<br>TRUCKS           |
| BUSES                                |
| HOSE<br>NUMER-<br>ICAL               |
| REPAIR<br>KITS                       |
| KIT<br>NUMER-<br>ICAL                |

|   |                 |   |                  |   |                 |
|---|-----------------|---|------------------|---|-----------------|
| <b>71216</b><br><br><br><br><b>3/8" Male S.A.E. x 3/8" Male S.A.E.</b>       | <b>14 1/8"</b>  | <b>71223</b><br><br><br><br><b>16mm Male "O" Ring x 18mm Male "O" Ring</b>   | <b>31 1/4"</b>   | <b>71232</b><br><br><br><br><b>16mm Male "O" Ring x 18mm Male "O" Ring</b>                               | <b>35"</b>      |
| <b>71219</b><br><br><br><br><b>16mm Male "O" Ring x 18mm Male "O" Ring</b>   | <b>37 1/16"</b> | <b>71225</b><br><br><br><br><b>16mm Male "O" Ring x 18mm Male "O" Ring</b>   | <b>37 5/8"</b>   | <b>71233</b><br><br><br><br><b>16mm Male "O" Ring x 18mm Male "O" Ring</b>                               | <b>33"</b>      |
| <b>71220</b><br><br><br><br><b>16mm Male "O" Ring x 16mm Male "O" Ring</b> | <b>23 7/16"</b> | <b>71226</b><br><br><br><br><b>16mm Male "O" Ring x 18mm Male "O" Ring</b> | <b>33 15/16"</b> | <b>71234</b><br><br><br><br><b>16mm Male "O" Ring x 18mm Male "O" Ring</b>                              | <b>30 9/16"</b> |
| <b>71221</b><br><br><br><br><b>16mm Male "O" Ring x 18mm Male "O" Ring</b> | <b>30 1/2"</b>  | <b>71230</b><br><br><br><br><b>16mm Male "O" Ring x 18mm Male "O" Ring</b> | <b>33 1/4"</b>   | <b>71235</b><br><br><br><br><b>5/16" Swivel "O" Ring (Type II) x<br/>3/8" Swivel "O" Ring (Type I)</b> | <b>48 3/4"</b>  |
| <b>71222</b><br><br><br><br><b>16mm Male "O" Ring x 16mm Male "O" Ring</b> | <b>37"</b>      | <b>71231</b><br><br><br><br><b>16mm Male "O" Ring x 18mm Male "O" Ring</b> | <b>36 5/16"</b>  | <b>71239</b><br><br><br><br><b>16mm Male "O" Ring x 18mm Male "O" Ring</b>                             | <b>34 3/4"</b>  |

ILLUSTRATIONS

# Pressure Hose Illustration Guide

|  |  |  |
|--|--|--|
| <p><b>71240</b> <span style="float: right;">31 7/8"</span></p>  <p style="text-align: center;"><b>3/8" Male Inv. Flare x<br/>7/16" Male Inv. Flare</b></p>                | <p><b>71246</b> <span style="float: right;">37 3/4"</span></p>  <p style="text-align: center;"><b>16mm Male "O" Ring x 18mm Male "O" Ring</b></p>                             | <p><b>71251</b> <span style="float: right;">22 1/4"</span></p>  <p style="text-align: center;"><b>16mm Male "O" Ring x 18mm Male "O" Ring</b></p>                   |
| <p><b>71241</b> <span style="float: right;">22 3/4"</span></p>  <p style="text-align: center;"><b>16mm Male "O" Ring x 18mm Male "O" Ring</b></p>                         | <p><b>71247</b> <span style="float: right;">35 1/8"</span></p>  <p style="text-align: center;"><b>5/16" Swivel "O" Ring (Type II) x<br/>3/8" Swivel "O" Ring (Type I)</b></p> | <p><b>71252</b> <span style="float: right;">36 3/8"</span></p>  <p style="text-align: center;"><b>3/8" Swivel "O" Ring (Type I) x<br/>7/16" Male "O" Ring</b></p>   |
| <p><b>71242</b> <span style="float: right;">30 5/8"</span></p>  <p style="text-align: center;">(With Switch Port)<br/><b>16mm Male "O" Ring x 18mm Male "O" Ring</b></p> | <p><b>71248</b> <span style="float: right;">40 3/8"</span></p>  <p style="text-align: center;"><b>16mm Male "O" Ring x 18mm Male "O" Ring</b></p>                            | <p><b>71253</b> <span style="float: right;">40 1/8"</span></p>  <p style="text-align: center;"><b>5/16" Swivel "O" Ring (Type II) x<br/>3/8" Male "O" Ring</b></p> |
| <p><b>71244</b> <span style="float: right;">27 3/8"</span></p>  <p style="text-align: center;"><b>5/16" Male Inv. Flare x<br/>3/8" Swivel "O" Ring (Type I)</b></p>     | <p><b>71249</b> <span style="float: right;">34 7/8"</span></p>  <p style="text-align: center;"><b>16mm Male "O" Ring x 18mm Male "O" Ring</b></p>                           | <p><b>71255</b> <span style="float: right;">29 1/2"</span></p>  <p style="text-align: center;"><b>16mm Male "O" Ring x 16mm Male "O" Ring</b></p>                 |
| <p><b>71245</b> <span style="float: right;">45 7/8"</span></p>  <p style="text-align: center;"><b>16mm Male "O" Ring x 18mm Male "O" Ring</b></p>                       | <p><b>71250</b> <span style="float: right;">48 1/8"</span></p>  <p style="text-align: center;"><b>16mm Male "O" Ring x 16mm Male "O" Ring</b></p>                           | <p><b>71256</b> <span style="float: right;">36 3/4"</span></p>  <p style="text-align: center;"><b>16mm Male "O" Ring x 16mm Male "O" Ring</b></p>                 |

SYSTEM  
PUMP &  
GEAR  
IDENT.

SYSTEM &  
COM-  
PONENT  
IDENT.

PASS.  
CARS

LIGHT  
TRUCKS

MEDIUM/  
HEAVY  
TRUCKS

BUSES

HOSE  
NUMER-  
ICAL

REPAIR  
KITS

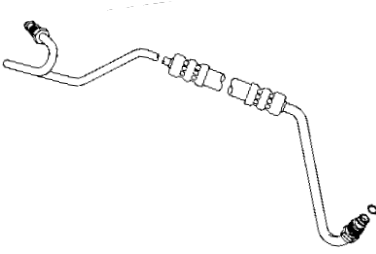
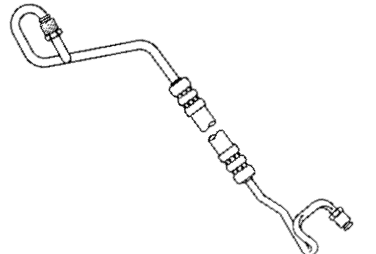
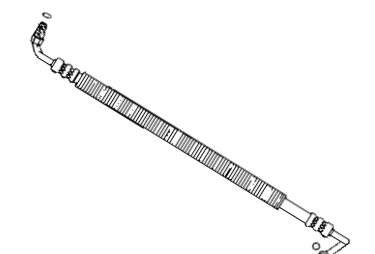
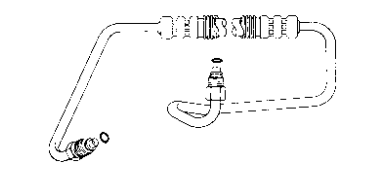
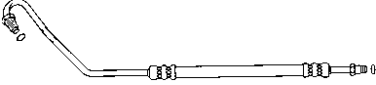
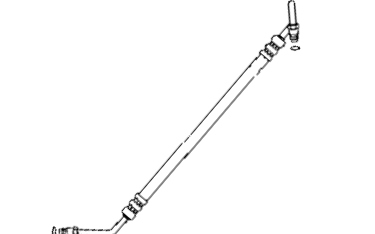

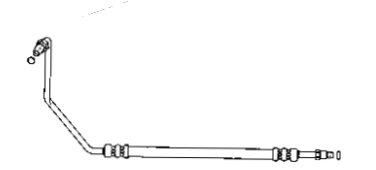
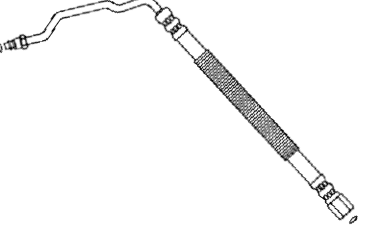


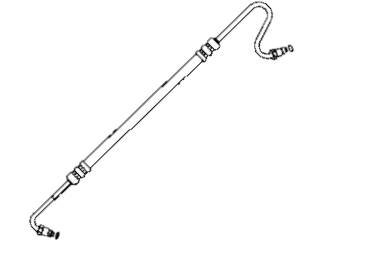
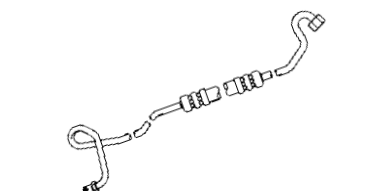
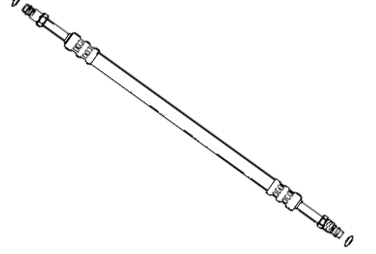
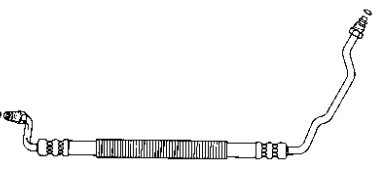
KIT  
NUMER-  
ICAL

ILLUST-  
RATIONS

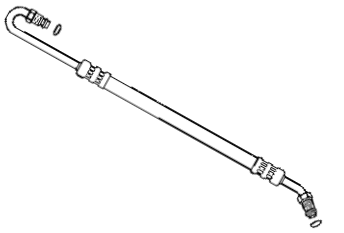
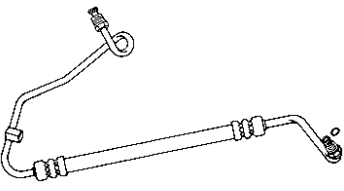
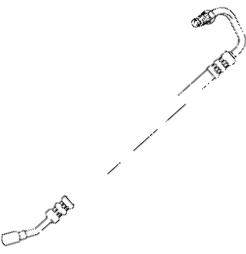
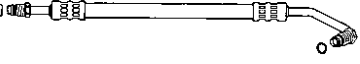
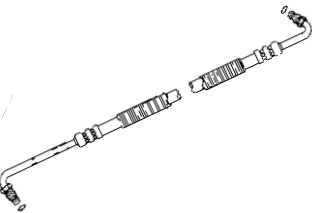

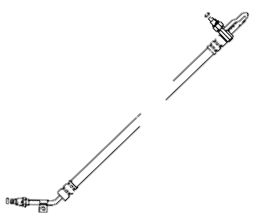
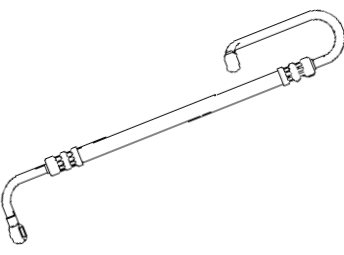
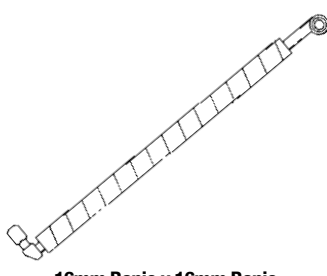
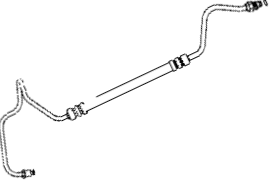
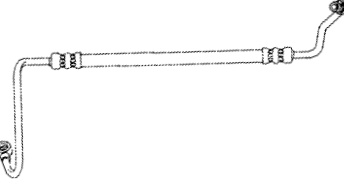
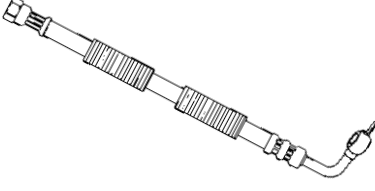
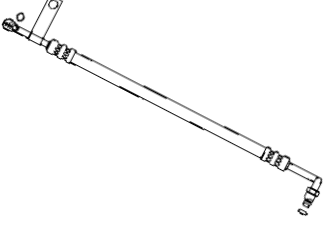
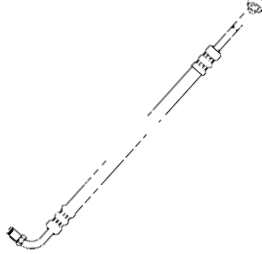



# Pressure Hose Illustration Guide

|                                      |
|--------------------------------------|
| SYSTEM<br>PUMP &<br>GEAR<br>IDENT.   |
| SYSTEM &<br>COM-<br>PONENT<br>IDENT. |
| PASS.<br>CARS                        |
| LIGHT<br>TRUCKS                      |
| MEDIUM/<br>HEAVY<br>TRUCKS           |
| BUSES                                |
| HOSE<br>NUMER-<br>ICAL               |
| REPAIR<br>KITS                       |
| KIT<br>NUMER-<br>ICAL                |

|  |         |  |         |  |         |
|--|---------|--|---------|--|---------|
| 71257<br><br>5/16" Male Inv. Flare x<br>3/8" Swivel "O" Ring (Type I) | 42 3/4" | 71263<br><br>5/16" Male Inv. Flare x 3/8" Male Inv. Flare   | 45 3/4" | 71269<br><br>16mm Male "O" Ring x 18mm Male "O" Ring    | 46 1/8" |
| 71258<br><br>16mm Male "O" Ring x 18mm Male "O" Ring                  | 37 3/4" | 71265<br><br>16mm Male "O" Ring x 18mm Male "O" Ring        | 29"     | 71270<br><br>16mm Male "O" Ring x 16mm Male "O" Ring    | 28 1/4" |
| 71260<br><br>16mm Male Inv. Flare x<br>16mm Male Inv. Flare          | 34 7/8" | 71266<br><br>16mm Male "O" Ring x 18mm Male "O" Ring       | 29 3/4" | 71271<br><br>16mm Female "O" Ring x 18mm Male "O" Ring | 26 1/2" |
| 71261<br><br>16mm Female Inv. Flare x<br>16mm Male Inv. Flare       | 50 7/8" | 71267<br><br>16mm Female "O" Ring x<br>18mm Male "O" Ring | 29 3/4" | 71272<br><br>16mm Male "O" Ring x 18mm Male "O" Ring  | 32 1/4" |
| 71262<br><br>5/16" Male Inv. Flare x 3/8" Female S.A.E.             | 43 7/8" | 71268<br><br>16mm Male "O" Ring x 16mm Male "O" Ring      | 19 3/4" | 71273<br><br>16mm Male "O" Ring x 18mm Male "O" Ring  | 35 3/4" |

# Pressure Hose Illustration Guide

|  |   |  |
|--|---|--|
| <p><b>71274</b> 23"</p>  <p>16mm Male "O" Ring x 16mm Male "O" Ring</p>   | <p><b>71279</b> 33 1/4"</p>  <p>(With Switch Port)<br/>5/16" Male Inv. Flare x<br/>3/8" Swivel "O" Ring (Type I)</p> | <p><b>71287</b> 24 1/2"</p>  <p>3/8" Male Inv. Flare x 14mm Banjo</p>           |
| <p><b>71275</b> 24"</p>  <p>16mm Male "O" Ring x 16mm Male "O" Ring</p>   | <p><b>71280</b> 72"</p>  <p>16mm Male "O" Ring x 18mm Male "O" Ring</p>  | <p><b>71289</b> 24 1/4"</p>  <p>3/8"-19 BSP Female Special x<br/>16mm Banjo</p> |
| <p><b>71276</b> 34 1/2"</p>  <p>(With Switch Port)<br/>5/16" Swivel "O" Ring (Type II) x<br/>3/8" Swivel "O" Ring (Type I)</p> | <p><b>71284</b> 30 1/2"</p>  <p>14mm Banjo x 14mm Banjo</p>   | <p><b>71290</b> 23 3/4"</p>  <p>16mm Banjo x 16mm Banjo</p>                    |
| <p><b>71277</b> 39 3/4"</p>  <p>5/16" Male Inv. Flare x<br/>3/8" Swivel "O" Ring (Type I)</p>                                 | <p><b>71285</b> 37"</p>  <p>3/8" Male Inv. Flare x 14mm Banjo</p>  | <p><b>71292</b> 21 3/8"</p>  <p>16mm Banjo x 16mm Female Inv. Flare</p>       |
| <p><b>71278</b> 28 1/4"</p>  <p>16mm Male "O" Ring x 18mm Male "O" Ring</p>   | <p><b>71286</b> 22 3/4"</p>  <p>3/8" Male Inv. Flare x 14mm Banjo</p>  | <p><b>71294</b> 19 3/4"</p>  <p>14mm Male Inv. Flare x 16mm Female S.A.E.</p> |

SYSTEM  
PUMP &  
GEAR  
IDENT.

SYSTEM &  
COM-  
PONENT  
IDENT.

PASS.  
CARS

LIGHT  
TRUCKS

MEDIUM/  
HEAVY  
TRUCKS

BUSES

HOSE  
NUMER-  
ICAL

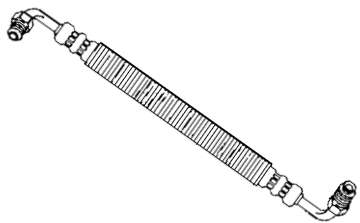
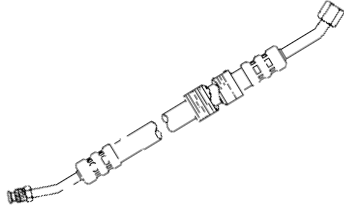
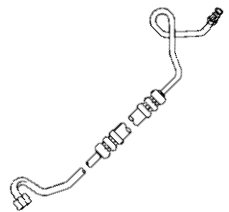

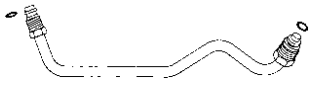
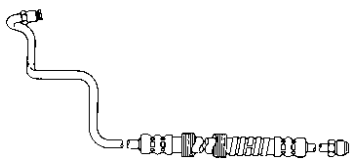
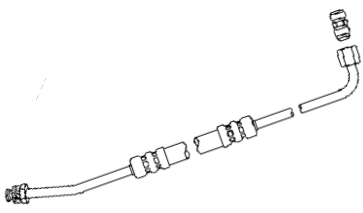
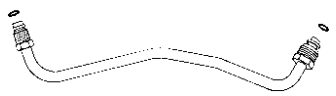
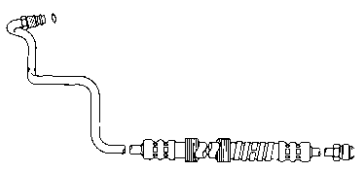
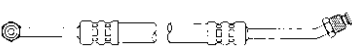
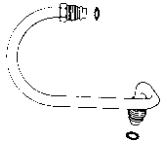
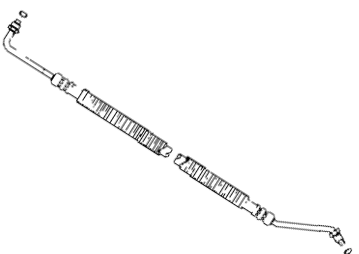
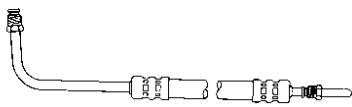
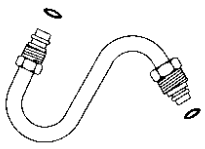
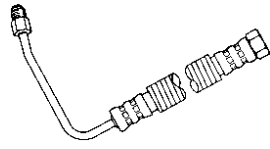
REPAIR  
KITS

KIT  
NUMER-  
ICAL



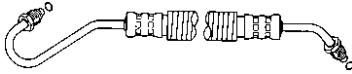
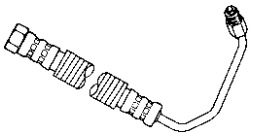
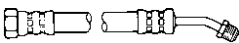



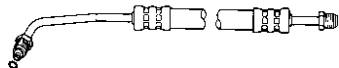
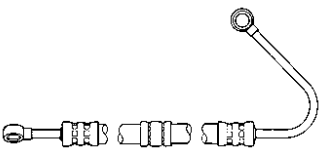



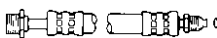

ILLUST-  
RATIONS

# Pressure Hose Illustration Guide

|                                      |
|--------------------------------------|
| SYSTEM<br>PUMP &<br>GEAR<br>IDENT.   |
| SYSTEM &<br>COM-<br>PONENT<br>IDENT. |
| PASS.<br>CARS                        |
| LIGHT<br>TRUCKS                      |
| MEDIUM/<br>HEAVY<br>TRUCKS           |
| BUSES                                |
| HOSE<br>NUMER-<br>ICAL               |
| REPAIR<br>KITS                       |
| KIT<br>NUMER-<br>ICAL                |

|   |           |  |         |   |          |
|---|-----------|--|---------|---|----------|
| <b>71295</b><br><br>3/8" Male S.A.E. x 16mm Male Inv. Flare                                | 14 7/8"   | <b>71313</b><br><br>3/8" Female S.A.E. x 14mm Male Inv. Flare | 23 3/4" | <b>71324</b><br><br>5/16" Male Inv. Flare x 3/8" Female S.A.E.         | 40 1/2"  |
| <b>71306</b><br><br>3/8" Female S.A.E. or 3/8" Male Inv. Flare<br>x 7/16" Male Inv. Flare  | 31 1/16"  | <b>71315</b><br><br>16mm Male "O" Ring x 18mm Male "O" Ring   | 14 1/8" | <b>71345</b><br><br>3/8" Male Inv. Flare x 3/8" Male S.A.E.            | 55 1/16" |
| <b>71307</b><br><br>3/8" Female S.A.E. or 3/8" Male Inv. Flare<br>x 7/16" Male Inv. Flare | 42 15/16" | <b>71316</b><br><br>16mm Male "O" Ring x 18mm Male "O" Ring | 15 1/8" | <b>71346</b><br><br>3/8" Male S.A.E. x 3/8" Male "O" Ring             | 55 1/16" |
| <b>71308</b><br><br>3/8" Male Inv. Flare x 7/16" Male Inv. Flare                         | 31"       | <b>71317</b><br><br>16mm Male "O" Ring x 16mm Male "O" Ring | 13 1/2" | <b>71352</b><br><br>16mm Male "O" Ring x 16mm Male "O" Ring          | 48 1/8"  |
| <b>71309</b><br><br>5/16" Male Inv. Flare x 5/16" Male Inv. Flare                        | 65 5/8"   | <b>71318</b><br><br>16mm Male "O" Ring x 18mm Male "O" Ring | 8 7/16" | <b>71353</b><br><br>16mm Female Inv. Flare x<br>16mm Male Inv. Flare | 24 7/8"  |

# Pressure Hose Illustration Guide

|  |  |  |
|--|--|--|
| <p><b>71354</b> 18 1/4"</p>  <p>16mm Banjo x 16mm Female Inv. Flare</p>           | <p><b>71363</b> 15 3/4"</p>  <p>3/8" Male S.A.E. x 3/8" Male S.A.E.</p>               | <p><b>71369</b> 31 3/4"</p>  <p>16mm Male "O" Ring x 18mm Male "O" Ring</p>       |
| <p><b>71357</b> 24 7/8"</p>  <p>16mm Female Inv. Flare x 16mm Male Inv. Flare</p> | <p><b>71364</b> 24 7/16"</p>  <p>14mm Male Inv. Flare x 16mm Male Inv. Flare</p>      | <p><b>71370</b> 24"</p>  <p>3/8"-19 BSP Female Special x 16mm Banjo</p>           |
| <p><b>71360</b> 39 7/8"</p>  <p>14mm Banjo x 16mm Female S.A.E.</p>              | <p><b>71365</b> 22 3/8"</p>  <p>14mm Female Inv. Flare x 16mm Female Inv. Flare</p> | <p><b>71372</b> 32 1/16"</p>  <p>16mm Male Inv. Flare x 16mm Male "O" Ring</p>  |
| <p><b>71361</b> 28 7/8"</p>  <p>14mm Banjo x 14mm Banjo</p>                     | <p><b>71366</b> 31 7/8"</p>  <p>16mm Male Inv. Flare x 16mm Male Inv. Flare</p>     | <p><b>71373</b> 22 3/8"</p>  <p>14mm Female Inv. Flare x 16mm Female S.A.E.</p> |
| <p><b>71362</b> 21 1/2"</p>  <p>16mm Female S.A.E. x 16mm Male S.A.E.</p>       | <p><b>71368</b> 21 3/8"</p>  <p>14mm Female Flare x 16mm Male "O" Ring</p>          | <p><b>71376</b> 27 1/4"</p>  <p>16mm Male "O" Ring x 16mm Male "O" Ring</p>     |

SYSTEM  
PUMP &  
GEAR  
IDENT.

SYSTEM &  
COM-  
PONENT  
IDENT.

PASS.  
CARS

LIGHT  
TRUCKS

MEDIUM/  
HEAVY  
TRUCKS

BUSES

HOSE  
NUMER-  
ICAL

REPAIR  
KITS

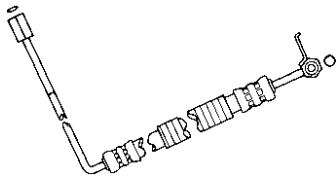

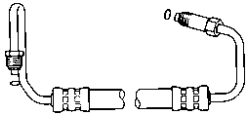
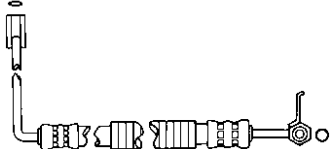

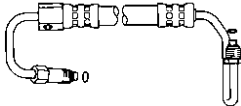
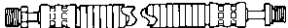
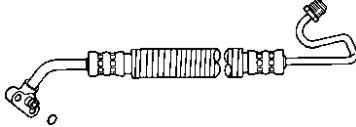
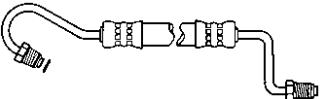

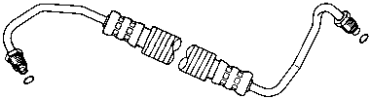
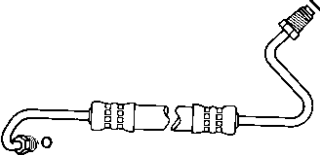

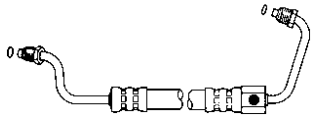
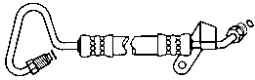
KIT  
NUMER-  
ICAL

ILLUS-  
TRATIONS

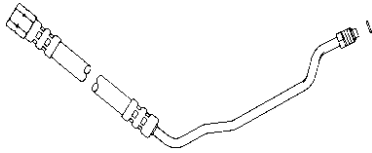
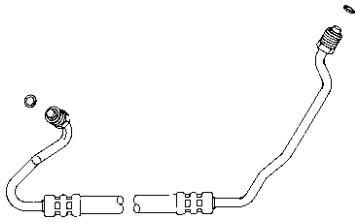

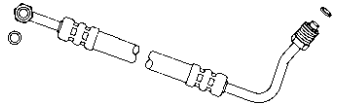
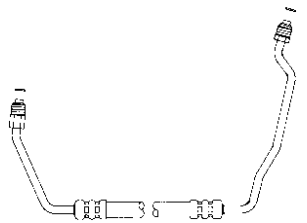
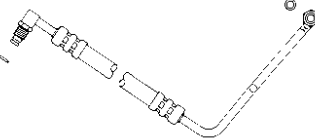
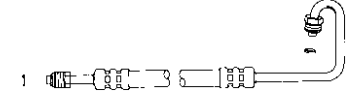
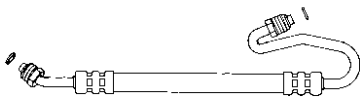
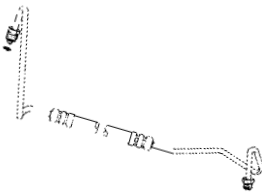
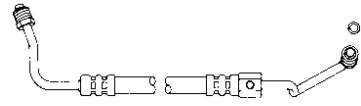

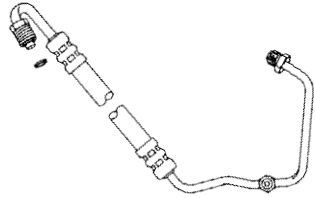
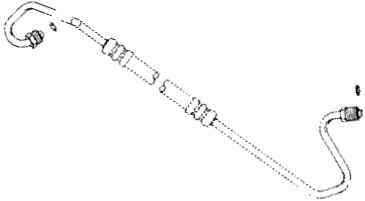
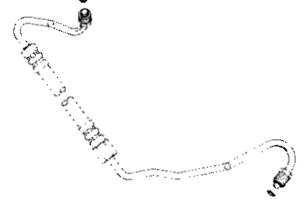
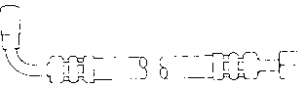


# Pressure Hose Illustration Guide

|                                      |
|--------------------------------------|
| SYSTEM<br>PUMP &<br>GEAR<br>IDENT.   |
| SYSTEM &<br>COM-<br>PONENT<br>IDENT. |
| PASS.<br>CARS                        |
| LIGHT<br>TRUCKS                      |
| MEDIUM/<br>HEAVY<br>TRUCKS           |
| BUSES                                |
| HOSE<br>NUMER-<br>ICAL               |
| REPAIR<br>KITS                       |
| KIT<br>NUMER-<br>ICAL                |

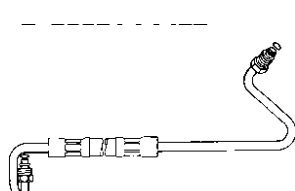
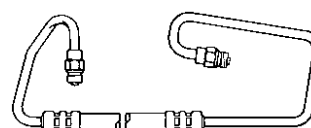
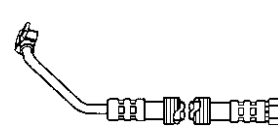

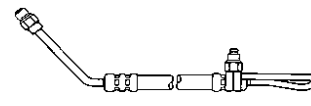

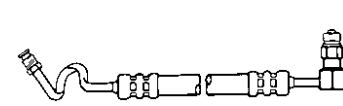
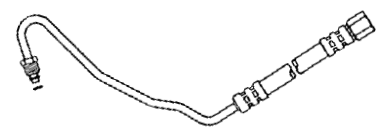
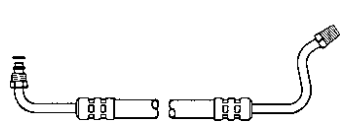
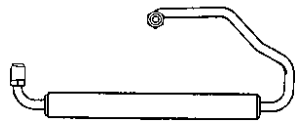
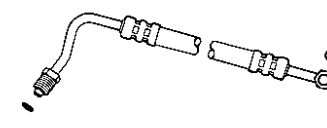
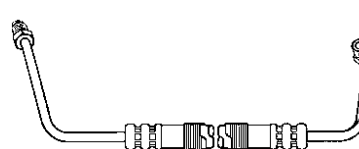
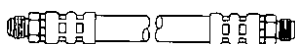
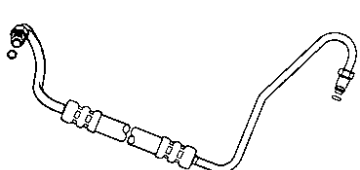

|  |   |   |
|--|---|---|
| <b>71377</b><br><br><br><br><b>14mm Female "O" Ring x<br/>16mm Female "O" Ring</b>              | <b>71388</b><br><br><br><br><b>14mm Female Inv. Flare x<br/>16mm Male "O" Ring</b>                 | <b>71395</b><br><br><br><br><b>16mm Male "O" Ring x 18mm Male "O" Ring</b>                       |
| <b>71378</b><br><br><br><br><b>14mm Female "O" Ring x<br/>16mm Female "O" Ring</b>              | <b>71389</b><br><br><br><br><b>14mm Banjo x 14mm Female Inv. Flare</b>                             | <b>71396</b><br><br><br><br>(With Switch Port)<br><b>16mm Male "O" Ring x 18mm Male "O" Ring</b> |
| <b>71380</b><br><br><br><br><b>16mm Male Fixed Flat x<br/>16mm Male Fixed Flat Inv. Flare</b> | <b>71392</b><br><br><br><br><b>12mm Male Captive "O" Ring x<br/>14mm Male Inv. Flare</b>          | <b>71397</b><br><br><br><br><b>16mm Male "O" Ring x 18mm Male "O" Ring</b>                     |
| <b>71382</b><br><br><br><br><b>12mm Banjo x 14mm Banjo</b>                                    | <b>71393</b><br><br><br><br><b>16mm Male "O" Ring x 18mm Male "O" Ring</b>                       | <b>71398</b><br><br><br><br><b>16mm Male "O" Ring x 18mm Male "O" Ring</b>                     |
| <b>71385</b><br><br><br><br><b>14mm Male "O" Ring x 16mm Banjo</b>                            | <b>71394</b><br><br><br><br>(With Switch Port)<br><b>16mm Male "O" Ring x 18mm Male "O" Ring</b> | <b>71399</b><br><br><br><br><b>16mm Male "O" Ring x 18mm Male "O" Ring</b>                     |

# Pressure Hose Illustration Guide

|   |   |  |   |
|---|---|--|---|
| <p><b>71400</b> <span style="float: right;">28 7/16"</span></p>  <p style="text-align: center;"><b>16mm Female "O" Ring x<br/>16mm Male "O" Ring</b></p>                         | <p><b>71406</b> <span style="float: right;">39 11/16"</span></p>  <p style="text-align: center;"><b>16mm Male "O" Ring x 18mm Male "O" Ring</b></p>                              | <p><b>71412</b> <span style="float: right;">41 13/16"</span></p>  <p style="text-align: center;">(With Switch Port)<br/><b>16mm Male "O" Ring x 18mm Male "O" Ring</b></p>          | <p><b>SYSTEM<br/>PUMP &amp;<br/>GEAR<br/>IDENT.</b></p> |
| <p><b>71401</b> <span style="float: right;">31 1/4"</span></p>  <p style="text-align: center;"><b>16mm Male "O" Ring x 18mm Male "O" Ring</b></p>                                | <p><b>71407</b> <span style="float: right;">35 1/16"</span></p>  <p style="text-align: center;"><b>16mm Male "O" Ring x 18mm Male "O" Ring</b></p>                               | <p><b>71415</b> <span style="float: right;">32 11/16"</span></p>  <p style="text-align: center;"><b>3/8" Swivel "O" Ring (Type I) x<br/>7/16" Male "O" Ring</b></p>                 |   |
| <p><b>71402</b> <span style="float: right;">26 1/2"</span></p>  <p style="text-align: center;"><b>16mm Male "O" Ring x 18mm Male "O" Ring</b></p>                              | <p><b>71409</b> <span style="float: right;">22 1/8"</span></p>  <p style="text-align: center;"><b>16mm Male "O" Ring x 18mm Male "O" Ring</b></p>                              | <p><b>71416</b> <span style="float: right;">45 3/16"</span></p>  <p style="text-align: center;"><b>5/16" Male Inv. Flare x 3/8" Male "O" Ring</b></p>                              | <p><b>PASS.<br/>CARS</b></p>                            |
| <p><b>71403</b> <span style="float: right;">34 11/16"</span></p>  <p style="text-align: center;">(With Switch Port)<br/><b>16mm Male "O" Ring x<br/>18mm Male "O" Ring</b></p> | <p><b>71410</b> <span style="float: right;">36 13/16"</span></p>  <p style="text-align: center;">(With Switch Port)<br/><b>16mm Male "O" Ring x<br/>18mm Male "O" Ring</b></p> | <p><b>71420</b> <span style="float: right;">30 15/16"</span></p>  <p style="text-align: center;">(With Switch Port)<br/><b>5/16" Male Inv. Flare x<br/>16mm Male "O" Ring</b></p> | <p><b>LIGHT<br/>TRUCKS</b></p>                          |
| <p><b>71404</b> <span style="float: right;">38"</span></p>  <p style="text-align: center;"><b>16mm Male "O" Ring x 18mm Male "O" Ring</b></p>                                  | <p><b>71411</b> <span style="float: right;">43 1/16"</span></p>  <p style="text-align: center;">(With Switch Port)<br/><b>16mm Male "O" Ring x 18mm Male "O" Ring</b></p>      | <p><b>71421</b> <span style="float: right;">20 3/4"</span></p>  <p style="text-align: center;"><b>3/8"-19 BSP Female Special x<br/>16mm Banjo</b></p>                             | <p><b>MEDIUM/<br/>HEAVY<br/>TRUCKS</b></p>              |
|   |   |  | <p><b>BUSES</b></p>                                     |
|   |   |  | <p><b>HOSE<br/>NUMER-<br/>ICAL</b></p>                  |
|   |   |  | <p><b>REPAIR<br/>KITS</b></p>                           |
|   |   |  | <p><b>KIT<br/>NUMER-<br/>ICAL</b></p>                   |
|   |   |  | <p><b>ILLUST-<br/>RATIONS</b></p>                       |

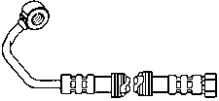

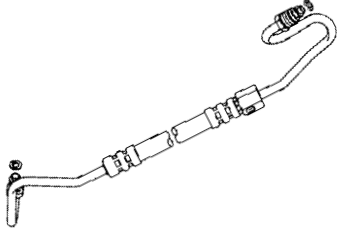


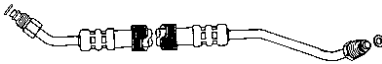
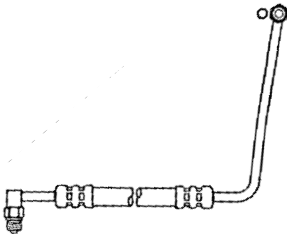

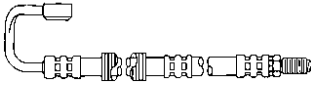
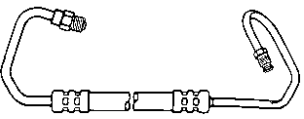
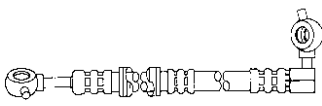

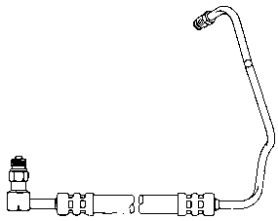
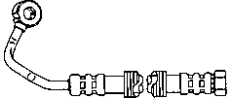
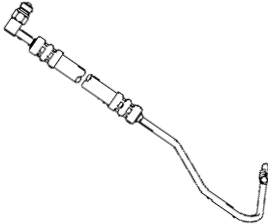
# Pressure Hose Illustration Guide

|                                      |
|--------------------------------------|
| SYSTEM<br>PUMP &<br>GEAR<br>IDENT.   |
| SYSTEM &<br>COM-<br>PONENT<br>IDENT. |
| PASS.<br>CARS                        |
| LIGHT<br>TRUCKS                      |
| MEDIUM/<br>HEAVY<br>TRUCKS           |
| BUSES                                |
| HOSE<br>NUMER-<br>ICAL               |
| REPAIR<br>KITS                       |
| KIT<br>NUMER-<br>ICAL                |

|   |  |   |
|---|--|---|
| <p><b>71422</b> <span style="float: right;">33 3/4"</span></p>  <p style="text-align: center; font-size: small;">(With Switch Port)<br/>16mm Male "O" Ring x 18mm Male "O" Ring</p>      | <p><b>71428</b> <span style="float: right;">49 5/8"</span></p>  <p style="text-align: center; font-size: small;">16mm Swivel "O" Ring x<br/>16mm Swivel "O" Ring</p>                                    | <p><b>71434</b> <span style="float: right;">23 5/8"</span></p>  <p style="text-align: center; font-size: small;">14mm Banjo x 16mm Female Inv. Flare</p>                 |
| <p><b>71424</b> <span style="float: right;">31 1/2"</span></p>  <p style="text-align: center; font-size: small;">(With Switch Port)<br/>5/16" Male Inv. Flare x 16mm Swivel "O" Ring</p> | <p><b>71429</b> <span style="float: right;">36 3/16"</span></p>  <p style="text-align: center; font-size: small;">(With Switch Port)<br/>5/16" Swivel "O" Ring (Type II) x<br/>16mm Swivel "O" Ring</p> | <p><b>71435</b> <span style="float: right;">34 3/16"</span></p>  <p style="text-align: center; font-size: small;">16mm Banjo x 16mm Male "O" Ring</p>                    |
| <p><b>71425</b> <span style="float: right;">25"</span></p>  <p style="text-align: center; font-size: small;">5/16" Male Inv. Flare x<br/>16mm Swivel "O" Ring</p>                      | <p><b>71430</b> <span style="float: right;">34 5/16"</span></p>  <p style="text-align: center; font-size: small;">16mm Female "O" Ring x<br/>18mm Male "O" Ring</p>                                    | <p><b>71436</b> <span style="float: right;">25"</span></p>  <p style="text-align: center; font-size: small;">16mm Male Inv. Flare x 16mm Male "O" Ring</p>              |
| <p><b>71426</b> <span style="float: right;">22 3/8"</span></p>  <p style="text-align: center; font-size: small;">16mm Male Inv. Flare x 16mm Male S.A.E.</p>                           | <p><b>71431</b> <span style="float: right;">34 1/2"</span></p>  <p style="text-align: center; font-size: small;">16mm Male "O" Ring x 18mm Male "O" Ring</p>  | <p><b>71437</b> <span style="float: right;">29 15/16"</span></p>  <p style="text-align: center; font-size: small;">12mm Male Inv. Flare x<br/>12mm Male Inv. Flare</p> |
| <p><b>71427</b> <span style="float: right;">15 1/8"</span></p>  <p style="text-align: center; font-size: small;">16mm Male S.A.E. x 16mm Male S.A.E.</p>                               | <p><b>71432</b> <span style="float: right;">35 1/2"</span></p>  <p style="text-align: center; font-size: small;">5/16" Male "O" Ring x 16mm Male "O" Ring</p>   | <p><b>71438</b> <span style="float: right;">17 13/16"</span></p>  <p style="text-align: center; font-size: small;">14mm Banjo x 16mm Female S.A.E.</p>                 |

ILLUSTRATIONS

# Pressure Hose Illustration Guide

|   |  |   |
|---|--|---|
| <p><b>71439</b> 24"</p>  <p>14mm Banjo x 14mm Female Inv. Flare</p>                    | <p><b>71445</b> 28 1/16"</p>  <p>16mm Banjo x 16mm Banjo</p>                            | <p><b>71551</b> 34 1/4"</p>  <p>(With Switch Port)<br/>16mm Male "O" Ring x 18mm Male "O" Ring</p> |
| <p><b>71440</b> 33 1/4"</p>  <p>16mm Banjo x 16mm Male Inv. Flare</p>                  | <p><b>71446</b> 29 3/4"</p>  <p>16mm Banjo x 16mm Banjo</p>                             | <p><b>71552</b> 27"</p>  <p>16mm Male "O" Ring x 18mm Male "O" Ring</p>                            |
| <p><b>71442</b> 31 3/8"</p>  <p>7/16" Male "O" Ring x 16mm Swivel "O" Ring</p>        | <p><b>71448</b> 22 15/16"</p>  <p>16mm Female Inv. Flare x<br/>16mm Female S.A.E.</p> | <p><b>71554</b> 27 11/16"</p>  <p>14mm Banjo x 16mm Male S.A.E.</p>                              |
| <p><b>71443</b> 34"</p>  <p>5/16" Male Inv. Flare x<br/>16mm Swivel "O" Ring</p>     | <p><b>71449</b> 20 3/16"</p>  <p>16mm Banjo x 16mm Banjo</p>                          | <p><b>71555</b> 29 5/8"</p>  <p>5/16" Male Inv. Flare x<br/>16mm Swivel "O" Ring</p>             |
| <p><b>71444</b> 26 1/8"</p>  <p>5/16" Male Inv. Flare x<br/>16mm Swivel "O" Ring</p> | <p><b>71550</b> 39"</p>  <p>14mm Banjo x 14mm Female Inv. Flare</p>                   | <p><b>71556</b> 31 7/8"</p>  <p>5/16" Male Inv. Flare x 16mm Swivel "O" Ring</p>                 |

SYSTEM  
PUMP &  
GEAR  
IDENT.

SYSTEM &  
COM-  
PONENT  
IDENT.

PASS.  
CARS

LIGHT  
TRUCKS

MEDIUM/  
HEAVY  
TRUCKS

BUSES

HOSE  
NUMER-  
ICAL

REPAIR  
KITS

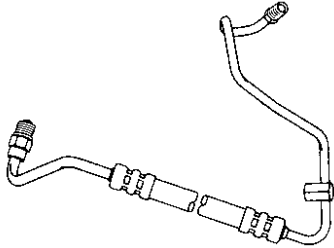
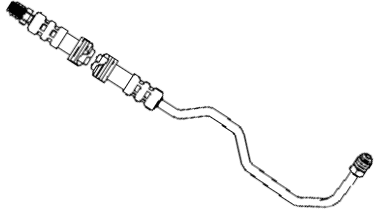
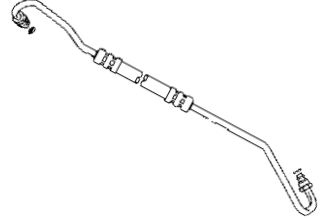

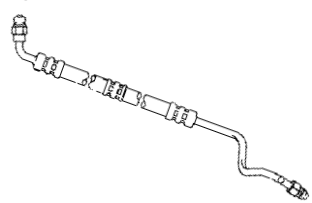
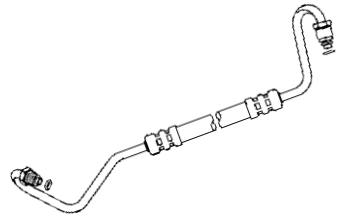
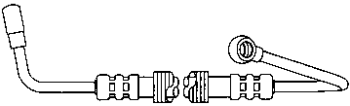
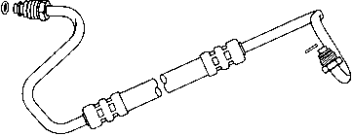
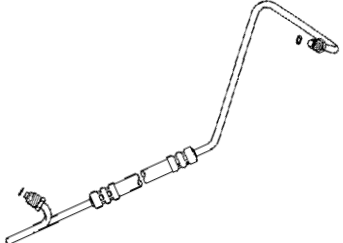
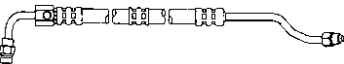
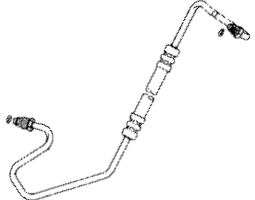

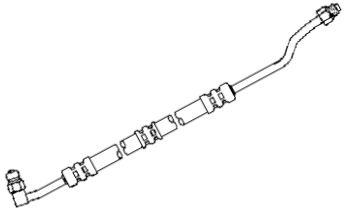
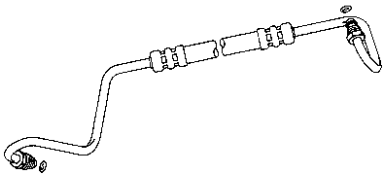
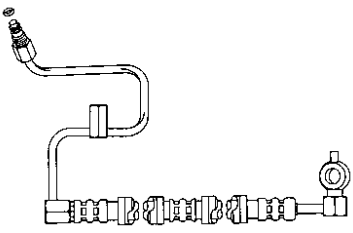
KIT  
NUMER-  
ICAL

ILLUST-  
RATIONS

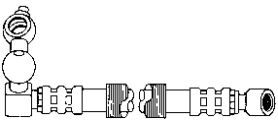
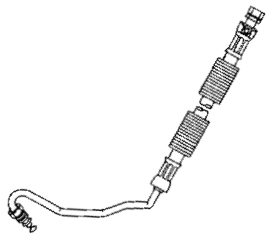
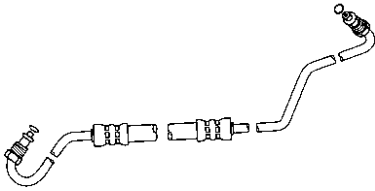


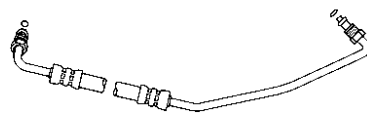
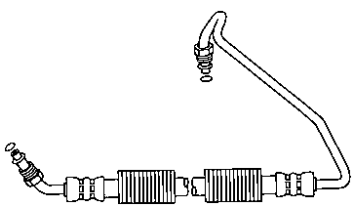
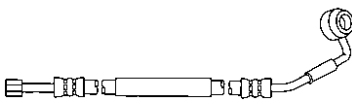
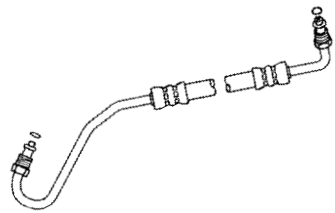
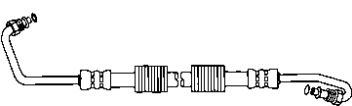
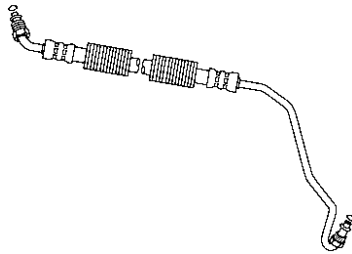
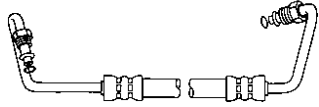
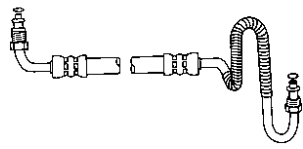
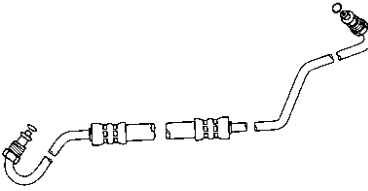
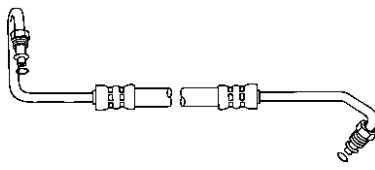


# Pressure Hose Illustration Guide

|                                      |
|--------------------------------------|
| SYSTEM<br>PUMP &<br>GEAR<br>IDENT.   |
| SYSTEM &<br>COM-<br>PONENT<br>IDENT. |
| PASS.<br>CARS                        |
| LIGHT<br>TRUCKS                      |
| MEDIUM/<br>HEAVY<br>TRUCKS           |
| BUSES                                |
| HOSE<br>NUMER-<br>ICAL               |
| REPAIR<br>KITS                       |
| KIT<br>NUMER-<br>ICAL                |

|  |                  |  |                 |   |                |
|--|------------------|--|-----------------|---|----------------|
| <b>71557</b><br><br><br>(With Switch Port)<br><b>5/16" Male Inv. Flare x 16mm Swivel "O" Ring</b>             | <b>32 11/16"</b> | <b>71665</b><br><br><br><b>16mm Male Inv. Flare x 16mm Male S.A.E.</b>                | <b>32 1/2"</b>  | <b>71770</b><br><br><br><b>16mm Male "O" Ring x 18mm Male "O" Ring</b>                 | <b>36 1/2"</b> |
| <b>71660</b><br><br><br><b>16mm Female Inv. Flare x 16mm Female S.A.E.</b>                                    | <b>23 15/16"</b> | <b>71666</b><br><br><br><b>5/16" Swivel "O" Ring (Type II) x 16mm Swivel "O" Ring</b> | <b>42 7/16"</b> | <b>71771</b><br><br><br><b>16mm Male "O" Ring x 18mm Male "O" Ring</b>                 | <b>30 1/4"</b> |
| <b>71661</b><br><br><br><b>14mm Banjo x 16mm Banjo</b>   | <b>27 7/8"</b>   | <b>71667</b><br><br><br><b>16mm Male "O" Ring x 18mm Male "O" Ring</b>              | <b>39 1/16"</b> | <b>71772</b><br><br><br><b>16mm Male "O" Ring x 18mm Male "O" Ring</b>                | <b>50 1/8"</b> |
| <b>71663</b><br><br><br>(With Switch Port)<br><b>5/16" Swivel "O" Ring (Type II) x 16mm Swivel "O" Ring</b> | <b>42 1/2"</b>   | <b>71668</b><br><br><br><b>16mm Male "O" Ring x 18mm Male "O" Ring</b>              | <b>37 5/16"</b> | <b>71773</b><br><br><br><b>16mm Banjo x 16mm Female Inv. Flare</b>                   | <b>18 1/4"</b> |
| <b>71664</b><br><br><br><b>5/16" Swivel "O" Ring (Type II) x 16mm Swivel "O" Ring</b>                       | <b>40 1/16"</b>  | <b>71669</b><br><br><br><b>16mm Male "O" Ring x 18mm Male "O" Ring</b>             | <b>39"</b>      | <b>71774</b><br><br><br>(With Switch Port)<br><b>14mm Male "O" Ring x 16mm Banjo</b> | <b>41 5/8"</b> |

# Pressure Hose Illustration Guide

|  |   |  |
|--|---|--|
| <p><b>71775</b> <span style="float: right;">23 1/8"</span></p>  <p style="text-align: center;"><b>14mm Female x 16mm Banjo</b></p>                  | <p><b>71780</b> <span style="float: right;">28 1/2"</span></p>  <p style="text-align: center;">(With Switch Port)<br/><b>16mm Female "O" Ring x 18mm Male "O" Ring</b></p> | <p><b>71786</b> <span style="float: right;">34 5/8"</span></p>  <p style="text-align: center;"><b>16mm Male "O" Ring x 18mm Male "O" Ring</b></p>   |
| <p><b>71776</b> <span style="float: right;">20 1/16"</span></p>  <p style="text-align: center;"><b>16mm Banjo x 16mm Female Inv. Flare</b></p>      | <p><b>71782</b> <span style="float: right;">38 3/4"</span></p>  <p style="text-align: center;"><b>16mm Banjo x 16mm Male "O" Ring</b></p>                                  | <p><b>71787</b> <span style="float: right;">31 1/2"</span></p>  <p style="text-align: center;"><b>16mm Male "O" Ring x 18mm Male "O" Ring</b></p>   |
| <p><b>71777</b> <span style="float: right;">36 7/8"</span></p>  <p style="text-align: center;"><b>16mm Male "O" Ring x 18mm Male "O" Ring</b></p>  | <p><b>71783</b> <span style="float: right;">25 7/8"</span></p>  <p style="text-align: center;"><b>14mm Banjo x 16mm Female Inv. Flare</b></p>                             | <p><b>71788</b> <span style="float: right;">30 1/4"</span></p>  <p style="text-align: center;"><b>16mm Male "O" Ring x 18mm Male "O" Ring</b></p>  |
| <p><b>71778</b> <span style="float: right;">28"</span></p>  <p style="text-align: center;"><b>16mm Male "O" Ring x 18mm Male "O" Ring</b></p>     | <p><b>71784</b> <span style="float: right;">33 5/8"</span></p>  <p style="text-align: center;"><b>16mm Male "O" Ring x 18mm Male "O" Ring</b></p>                        | <p><b>71789</b> <span style="float: right;">34"</span></p>  <p style="text-align: center;"><b>16mm Male "O" Ring x 18mm Male "O" Ring</b></p>     |
| <p><b>71779</b> <span style="float: right;">39 7/8"</span></p>  <p style="text-align: center;"><b>16mm Male "O" Ring x 18mm Male "O" Ring</b></p> | <p><b>71785</b> <span style="float: right;">36 1/8"</span></p>  <p style="text-align: center;"><b>16mm Male "O" Ring x 18mm Male "O" Ring</b></p>                        | <p><b>71790</b> <span style="float: right;">37 5/8"</span></p>  <p style="text-align: center;"><b>16mm Male "O" Ring x 18mm Male "O" Ring</b></p> |

SYSTEM  
PUMP &  
GEAR  
IDENT.

SYSTEM &  
COM-  
PONENT  
IDENT.

PASS.  
CARS

LIGHT  
TRUCKS

MEDIUM/  
HEAVY  
TRUCKS

BUSES

HOSE  
NUMER-  
ICAL

REPAIR  
KITS

KIT  
NUMER-  
ICAL

ILLUST-  
RATIONS

# Pressure Hose Illustration Guide

SYSTEM  
PUMP &  
GEAR  
IDENT.

SYSTEM &  
COM-  
PONENT  
IDENT.

PASS.  
CARS

LIGHT  
TRUCKS

MEDIUM/  
HEAVY  
TRUCKS

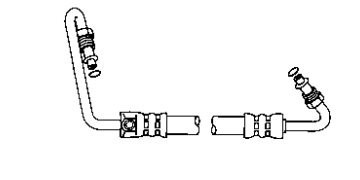
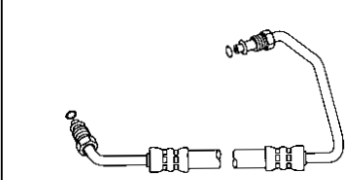
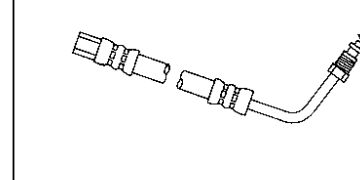
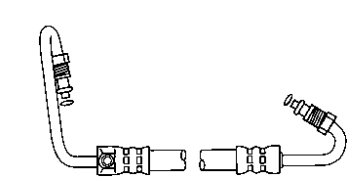
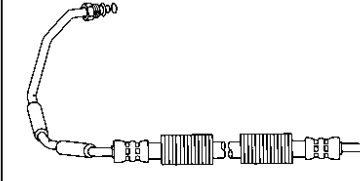
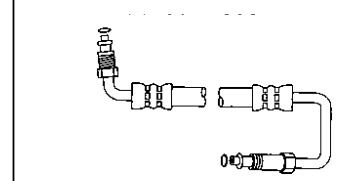


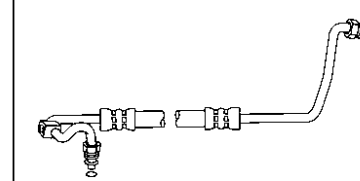
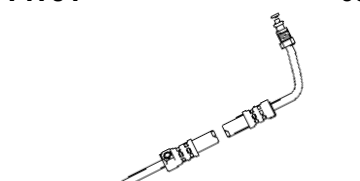
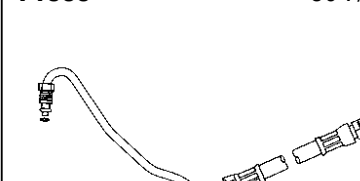
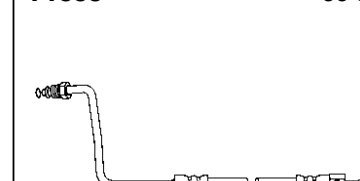
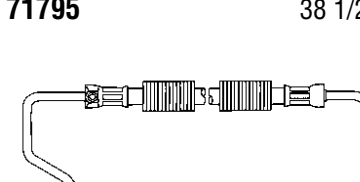
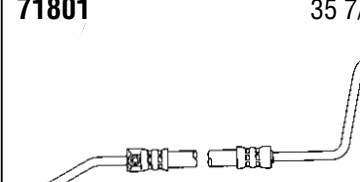

BUSES

HOSE  
NUMER-  
ICAL



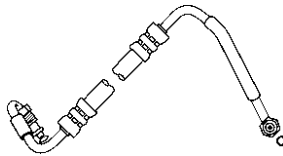


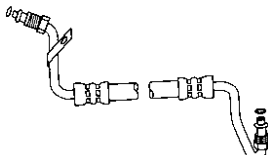
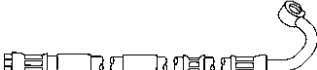
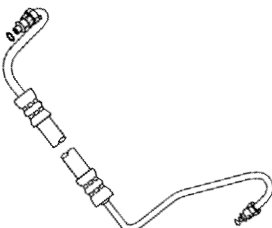
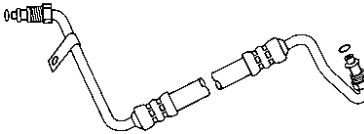
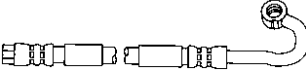
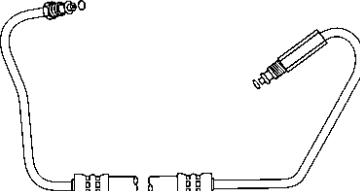
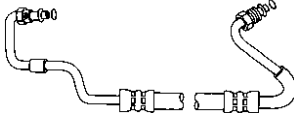
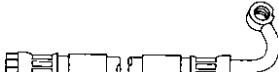
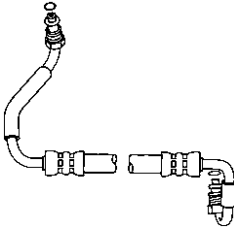
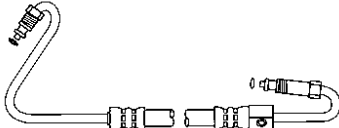
REPAIR  
KITS

KIT  
NUMER-  
ICAL

ILLUST-  
RATIONS

|   |         |   |         |  |         |
|---|---------|---|---------|--|---------|
| <b>71791</b>  | 30 1/4" | <b>71796</b>  | 27 1/8" | <b>71802</b>   | 24 1/8" |
|    |         |    |         |    |         |
| (With Switch Port)<br>16mm Male "O" Ring x 18mm Male "O" Ring                       |         | 16mm Male "O" Ring x 18mm Male "O" Ring   |         | (With Switch Port)<br>16mm Female "O" Ring x 18mm Male "O" Ring                      |         |
| <b>71792</b>  | 27"     | <b>71797</b>  | 41 1/4" | <b>71803</b>   | 23 7/8" |
|    |         |    |         |    |         |
| (With Switch Port)<br>16mm Male "O" Ring x 18mm Male "O" Ring                       |         | 16mm Male "O" Ring x 18mm Male "O" Ring   |         | 16mm Male "O" Ring x 18mm Male "O" Ring  |         |
| <b>71793</b>  | 35 1/2" | <b>71799</b>  | 35"     | <b>71804</b>   | 40 5/8" |
|   |         |   |         |   |         |
| 16mm Male "O" Ring x 18mm Male "O" Ring   |         | 16mm Male "O" Ring x 18mm Male "O" Ring   |         | (With Switch Port)<br>16mm Male "O" Ring x 18mm Male "O" Ring                        |         |
| <b>71794</b>  | 38"     | <b>71800</b>  | 30 7/8" | <b>71805</b>   | 33 3/4" |
|  |         |  |         |  |         |
| (With Switch Port)<br>16mm Male "O" Ring x 18mm Male "O" Ring                       |         | (With Switch Port)<br>16mm Female "O" Ring x<br>18mm Male "O" Ring                  |         | (With Switch Port)<br>16mm Male "O" Ring x 18mm Male "O" Ring                        |         |
| <b>71795</b>  | 38 1/2" | <b>71801</b>  | 35 7/8" | <b>71806</b>   | 34 7/8" |
|  |         |  |         |  |         |
| (With Switch Port)<br>16mm Male "O" Ring x<br>18mm Male "O" Ring                    |         | (With Switch Port)<br>16mm Male "O" Ring x 18mm Male "O" Ring                       |         | 14mm Banjo x 14mm Female Inv. Flare  |         |

# Pressure Hose Illustration Guide

|  |  |   |
|--|--|---|
| <p><b>71807</b> 34 7/8"</p>  <p>14mm Banjo x 14mm Female Inv. Flare</p>   | <p><b>71812</b> 25 1/8"</p>  <p>14mm Banjo x 14mm Female Inv. Flare</p>       | <p><b>71817</b> 36 1/8"</p>  <p>16mm Male "O" Ring x 18mm Male "O" Ring</p>                          |
| <p><b>71808</b> 37 3/4"</p>  <p>14mm Banjo x 14mm Female Inv. Flare</p>   | <p><b>71813</b> 26 1/4"</p>  <p>14mm Banjo x 14mm Female Inv. Flare</p>       | <p><b>71818</b> 36 5/8"</p>  <p>16mm Male "O" Ring x 16mm Male "O" Ring</p>                          |
| <p><b>71809</b> 38 3/8"</p>  <p>14mm Banjo x 14mm Female Inv. Flare</p> | <p><b>71814</b> 37 3/4"</p>  <p>5/16" Male "O" Ring x 16mm Male "O" Ring</p> | <p><b>71819</b> 35 5/8"</p>  <p>16mm Male "O" Ring x 18mm Male "O" Ring</p>                         |
| <p><b>71810</b> 26 7/8"</p>  <p>14mm Banjo x 14mm Female Inv. Flare</p> | <p><b>71815</b> 45 1/4"</p>  <p>16mm Male "O" Ring x 18mm Male "O" Ring</p> | <p><b>71820</b> 42"</p>  <p>16mm Male "O" Ring x 18mm Male "O" Ring</p>                            |
| <p><b>71811</b> 39 5/8"</p>  <p>14mm Banjo x 14mm Female Inv. Flare</p> | <p><b>71816</b> 37 1/4"</p>  <p>16mm Male "O" Ring x 18mm Male "O" Ring</p> | <p><b>71821</b> 43 3/8"</p>  <p>(With Switch Port)<br/>16mm Male "O" Ring x 18mm Male "O" Ring</p> |

SYSTEM  
PUMP &  
GEAR  
IDENT.

SYSTEM &  
COM-  
PONENT  
IDENT.

PASS.  
CARS

LIGHT  
TRUCKS

MEDIUM/  
HEAVY  
TRUCKS

BUSES

HOSE  
NUMER-  
ICAL

REPAIR  
KITS

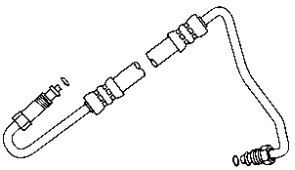
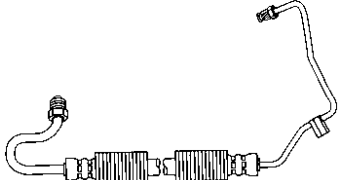
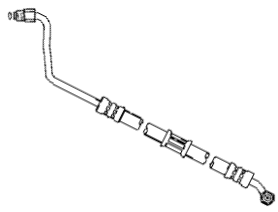
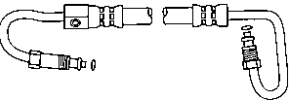
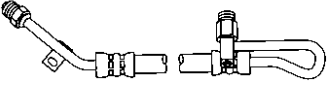
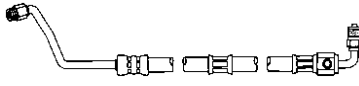
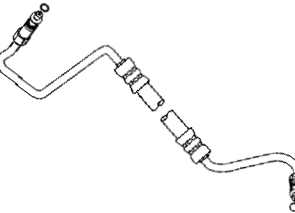
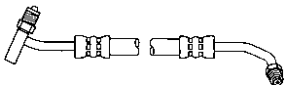
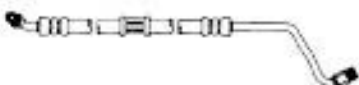
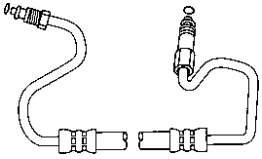
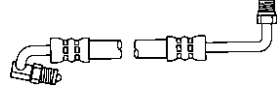
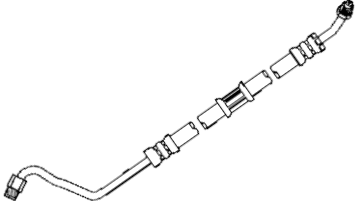
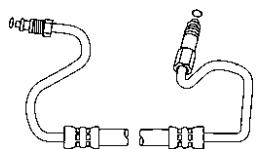
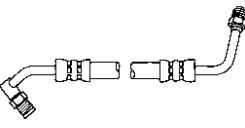
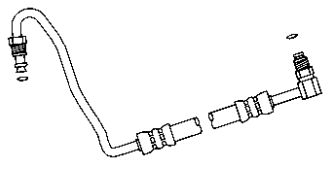
KIT  
NUMER-  
ICAL

ILLUSTRATIONS

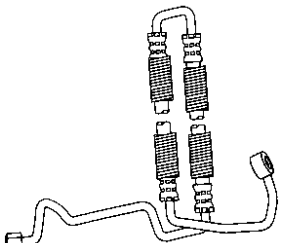
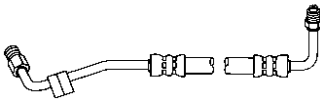
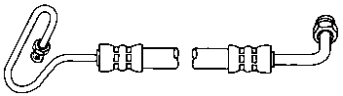
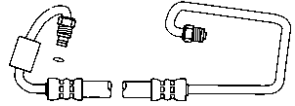
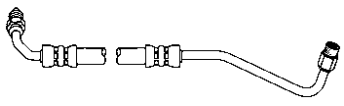
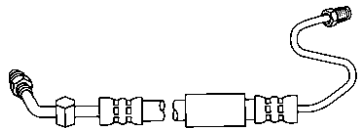
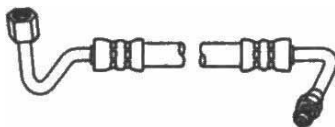
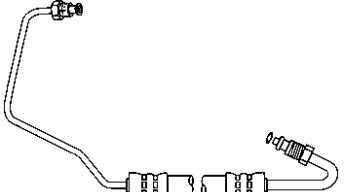
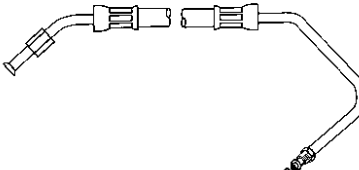
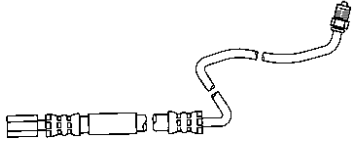
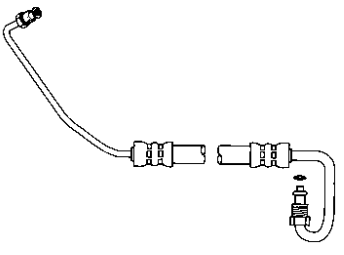
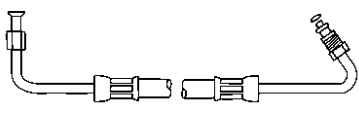
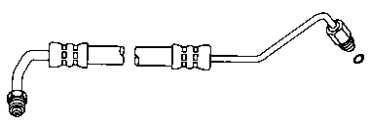
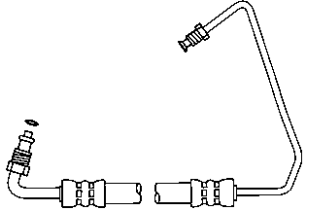
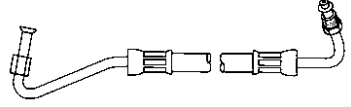


# Pressure Hose Illustration Guide

|                                      |
|--------------------------------------|
| SYSTEM<br>PUMP &<br>GEAR<br>IDENT.   |
| SYSTEM &<br>COM-<br>PONENT<br>IDENT. |
| PASS.<br>CARS                        |
| LIGHT<br>TRUCKS                      |
| MEDIUM/<br>HEAVY<br>TRUCKS           |
| BUSES                                |
| HOSE<br>NUMER-<br>ICAL               |
| REPAIR<br>KITS                       |
| KIT<br>NUMER-<br>ICAL                |

|   |         |  |         |  |         |
|---|---------|--|---------|--|---------|
| 71822<br><br>16mm Male "O" Ring x 18mm Male "O" Ring                       | 43"     | 71827<br><br>(With Switch Port)<br>5/16" Male Inv. Flare x 16mm Swivel "O" Ring         | 31 1/4" | 71832<br><br>5/16" Long Swivel "O" Ring (Type II) x<br>16mm Swivel "O" Ring             | 41 3/4" |
| 71823<br><br>(With Switch Port)<br>16mm Male "O" Ring x 18mm Male "O" Ring | 32 3/4" | 71828<br><br>(With Switch Port)<br>5/16" Long Swivel "O" Ring x<br>16mm Swivel "O" Ring | 35 3/8" | 71833<br><br>(With Switch Port)<br>5/16" Long Swivel "O" Ring x<br>16mm Swivel "O" Ring | 42 1/2" |
| 71824<br><br>16mm Male "O" Ring x 18mm Male "O" Ring                      | 38"     | 71829<br><br>(With Switch Port)<br>16mm Swivel "O" Ring x<br>16mm Swivel "O" Ring      | 27 1/8" | 71834<br><br>5/16" Long Swivel "O" Ring x<br>16MM Swivel "O" Ring                      | 43"     |
| 71825<br><br>16mm Male "O" Ring x 18mm Male "O" Ring                     | 40 1/8" | 71830<br><br>16mm Long Swivel "O" Ring x<br>16mm Swivel "O" Ring                      | 29 1/2" | 71835<br><br>5/16" Long Swivel "O" Ring x<br>16mm Swivel "O" Ring                     | 42 1/4" |
| 71826<br><br>16mm Male "O" Ring x 18mm Male "O" Ring                     | 40 1/4" | 71831<br><br>16mm Long Swivel "O" Ring x<br>16mm Swivel "O" Ring                      | 29 1/4" | 71836<br><br>3/8" Swivel "O" Ring (Type I) x<br>7/16" Male "O" Ring                   | 40 5/8" |

# Pressure Hose Illustration Guide

|   |   |  |
|---|---|--|
| <p><b>71837</b> <span style="float: right;">57 3/8"</span></p>  <p><b>14mm Banjo x 16mm Female S.A.E.</b></p>                          | <p><b>71843</b> <span style="float: right;">27 1/4"</span></p>  <p>(With Switch Port)<br/><b>5/16" Long Swivel "O" Ring x<br/>16mm Swivel "O" Ring</b></p> | <p><b>71850</b> <span style="float: right;">32 3/8"</span></p>  <p><b>5/16" Male Inv. Flare x 16mm Swivel "O" Ring</b></p>                            |
| <p><b>71838</b> <span style="float: right;">49 3/8"</span></p>  <p><b>3/8" Swivel "O" Ring (Type I) x<br/>16mm Swivel "O" Ring</b></p> | <p><b>71844</b> <span style="float: right;">26 1/2"</span></p>  <p><b>5/16" Long Swivel "O" Ring x<br/>16mm Swivel "O" Ring</b></p>                        | <p><b>71851</b> <span style="float: right;">28 1/8"</span></p>  <p>(With Switch Port)<br/><b>5/16" Male Inv. Flare x<br/>16mm Swivel "O" Ring</b></p> |
| <p><b>71840</b> <span style="float: right;">17 7/8"</span></p>  <p><b>16mm Female x 16mm Swivel "O" Ring</b></p>                      | <p><b>71846</b> <span style="float: right;">32 1/4"</span></p>  <p><b>5/16" Male Inv. Flare x<br/>16mm Swivel "O" Ring</b></p>                            | <p><b>71852</b> <span style="float: right;">24 3/8"</span></p>  <p><b>3/8" Female S.A.E. x 7/16" Male "O" Ring</b></p>                               |
| <p><b>71841</b> <span style="float: right;">30 3/4"</span></p>  <p><b>16mm Female x 16mm Swivel "O" Ring</b></p>                     | <p><b>71847</b> <span style="float: right;">36 1/4"</span></p>  <p><b>5/16" Male Inv. Flare x 16mm Male "O" Ring</b></p>                                 | <p><b>71853</b> <span style="float: right;">31 3/4"</span></p>  <p><b>3/8" Female S.A.E. x 3/8" Male "O" Ring</b></p>                               |
| <p><b>71842</b> <span style="float: right;">27"</span></p>  <p><b>5/16" Swivel "O" Ring (Type II) x<br/>16mm Swivel "O" Ring</b></p> | <p><b>71849</b> <span style="float: right;">31 1/4"</span></p>  <p><b>5/16" Male Inv. Flare x 16mm Male "O" Ring</b></p>                                 | <p><b>71854</b> <span style="float: right;">40"</span></p>  <p><b>3/8" Female S.A.E. x 3/8" Male "O" Ring</b></p>                                   |

SYSTEM  
PUMP &  
GEAR  
IDENT.

SYSTEM &  
COM-  
PONENT  
IDENT.

PASS.  
CARS

LIGHT  
TRUCKS

MEDIUM/  
HEAVY  
TRUCKS

BUSES

HOSE  
NUMER-  
ICAL

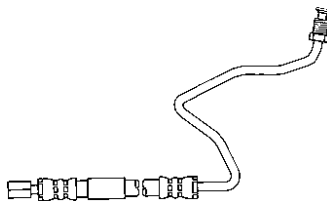
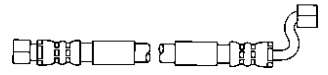
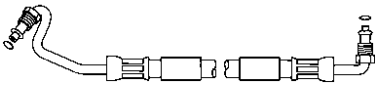

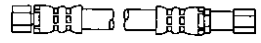
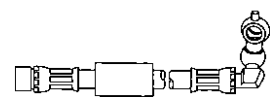
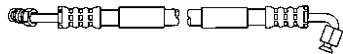
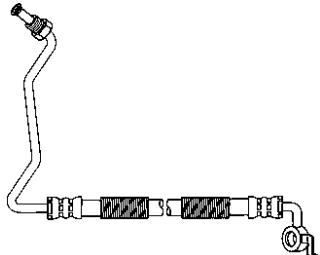
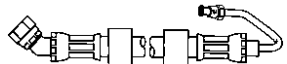


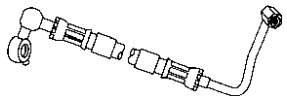
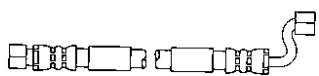
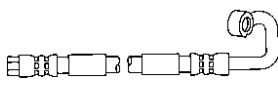
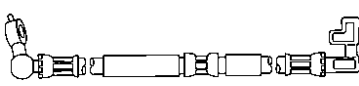
REPAIR  
KITS

KIT  
NUMER-  
ICAL

ILLUST-  
RATIONS


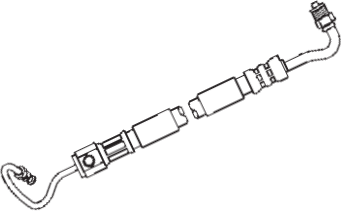
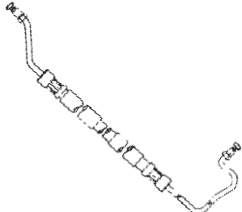

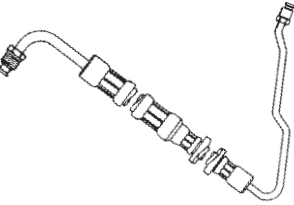
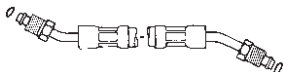
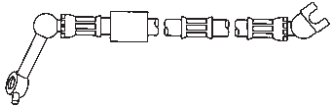
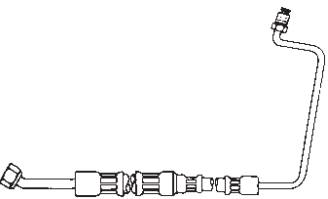
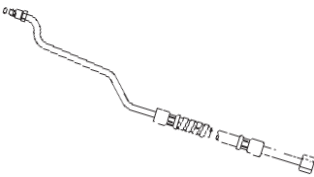
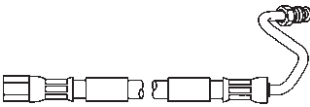


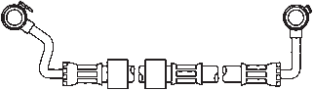
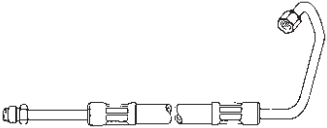

# Pressure Hose Illustration Guide

|                                      |
|--------------------------------------|
| SYSTEM<br>PUMP &<br>GEAR<br>IDENT.   |
| SYSTEM &<br>COM-<br>PONENT<br>IDENT. |
| PASS.<br>CARS                        |
| LIGHT<br>TRUCKS                      |
| MEDIUM/<br>HEAVY<br>TRUCKS           |
| BUSES                                |
| HOSE<br>NUMER-<br>ICAL               |
| REPAIR<br>KITS                       |
| KIT<br>NUMER-<br>ICAL                |

|  |         |   |         |   |         |
|--|---------|---|---------|---|---------|
| 71857<br><br>16mm Female x 16mm Male Inv. Flare               | 29 3/4" | 71862<br><br>16mm Female Inv. Flare x 16mm Female S.A.E.                 | 16 3/4" | 71867<br><br>16mm Male "O" Ring x 18mm Male "O" Ring                 | 33 1/2" |
| 71858<br><br>16mm Male Inv. Flare x 16mm Male Inv. Flare      | 33 1/8" | 71863<br><br>14mm Female Inv. Flare x<br>16mm Female Inv. Flare          | 18 7/8" | 71869<br><br>14mm Female x 16mm Banjo                                | 23 3/4" |
| 71859<br><br>16mm Female S.A.E. x<br>16mm Male Inv. Flare   | 25 7/8" | 71864<br><br>14mm Banjo x 16mm Male Inv. Flare                          | 33 1/8" | 71870<br><br>3/8"- 19 BSP Female Special x<br>14mm Male Inv. Flare | 21 3/4" |
| 71860<br><br>16mm Female Inv. Flare x<br>16mm Female S.A.E. | 22 1/8" | 71865<br><br>14mm Banjo x 14mm Female Inv. Flare                       | 27 1/8" | 71871<br><br>14mm Female Inv. Flare x 16mm Banjo                   | 27 1/4" |
| 71861<br><br>16mm Female Inv. Flare x<br>16mm Female S.A.E. | 20 1/2" | 71866<br><br>(With Switch Port)<br>14mm Banjo x 14mm Female Inv. Flare | 25 1/2" | 71872<br><br>14mm Female Inv. Flare x 16mm Banjo                   | 26 1/2" |

ILLUSTRATIONS

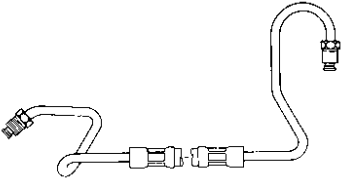
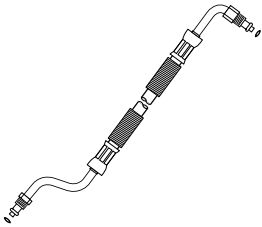
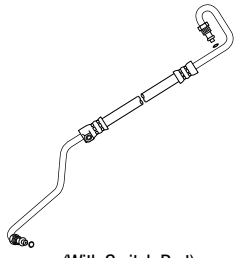
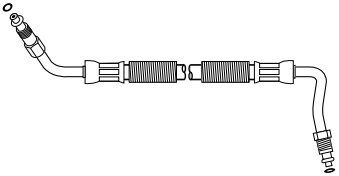
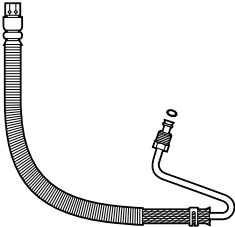
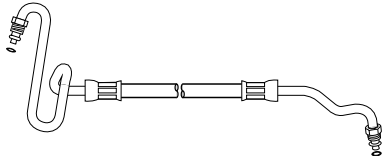
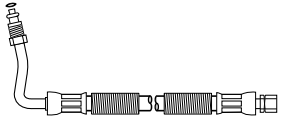
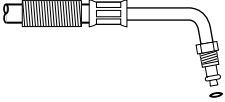
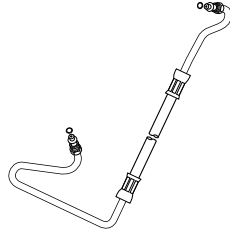
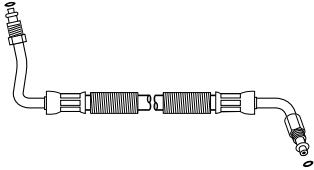
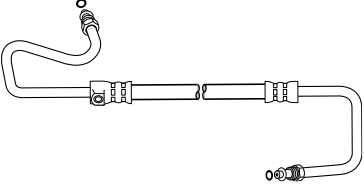
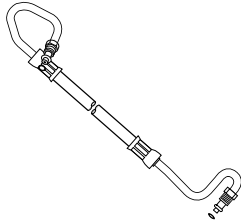

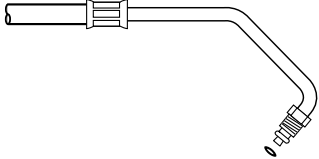
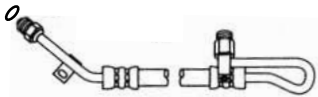
# Pressure Hose Illustration Guide

|  |  |   |  |
|--|--|---|--|
| <p><b>71873</b> 27"</p>  <p>14mm Female x 16mm Female</p>                               | <p><b>71878</b> 28 3/4"</p>  <p>(With Switch Port)<br/>5/16" Male Inv. Flare x 16mm Swivel "O" Ring</p> | <p><b>80027</b> 44 1/4"</p>  <p>5/16" Male "O" Ring x<br/>3/8" Male "O" Ring</p> | <p>SYSTEM<br/>PUMP &amp;<br/>GEAR<br/>IDENT.</p> |
| <p><b>71874</b> 21 3/8"</p>  <p>14mm Female x 16mm Banjo</p>                            | <p><b>80022</b> 42 1/2"</p>  <p>1/4" Male Inv. Flare x 3/8" Male Inv. Flare</p>                         | <p><b>80028</b> 11"</p>  <p>5/16" Male "O" Ring x<br/>5/16" Male "O" Ring</p>    |  |
| <p><b>71875</b> 30"</p>  <p>14mm Female x 16mm Banjo</p>                              | <p><b>80024</b> 36 1/4"</p>  <p>1/4" Male Inv. Flare x 3/8" Female S.A.E.</p>                          | <p><b>80029</b> 32 1/16"</p>  <p>5/16" Male "O" Ring x 3/8" Female S.A.E.</p>   | <p>PASS.<br/>CARS</p>                            |
| <p><b>71876</b> 20 5/8"</p>  <p>16mm Female Inv. Flare x<br/>16mm Male Inv. Flare</p> | <p><b>80025</b> 51 5/16"</p>  <p>1/4" Male Inv. Flare x 3/8" Female S.A.E.</p>                       | <p><b>80032</b> 24 3/4"</p>  <p>3/8" Male S.A.E. x 3/8" Male "O" Ring</p>      |  |
| <p><b>71877</b> 26 1/8"</p>  <p>16mm Banjo x 16mm Banjo</p>                           | <p><b>80026</b> 25 3/8"</p>  <p>3/8" Male S.A.E. x 3/8" Female S.A.E.</p>                             | <p><b>80034</b> 39 1/2"</p>  <p>3/8" Female S.A.E. x 3/8" Male Inv. Flare</p>  | <p>MEDIUM/<br/>HEAVY<br/>TRUCKS</p>              |
|  |  |   |  |
|  |  |   | <p>HOSE<br/>NUMER-<br/>ICAL</p>                  |
|  |  |   |  |
|  |  |   | <p>KIT<br/>NUMER-<br/>ICAL</p>                   |
|  |  |   |  |

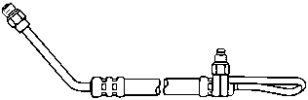
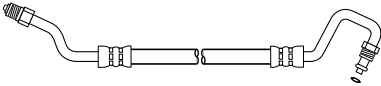

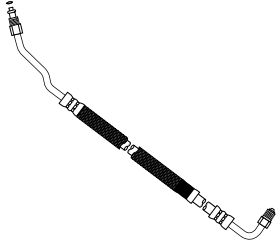
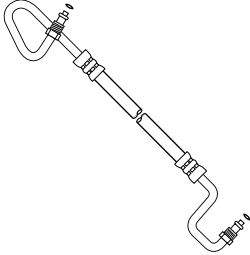
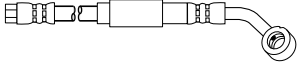
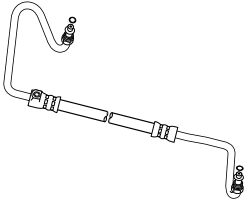
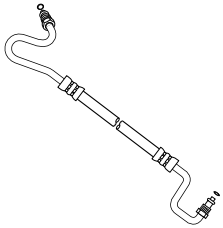
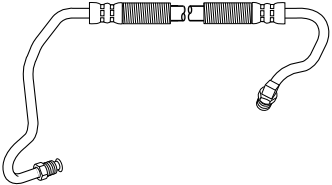

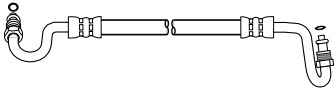
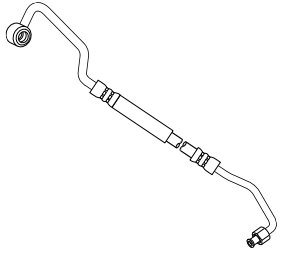
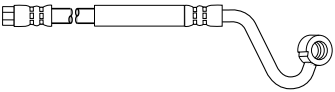

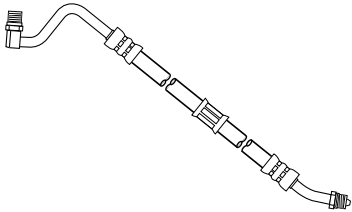


# Pressure Hose Illustration Guide

|                                      |
|--------------------------------------|
| SYSTEM<br>PUMP &<br>GEAR<br>IDENT.   |
| SYSTEM &<br>COM-<br>PONENT<br>IDENT. |
| PASS.<br>CARS                        |
| LIGHT<br>TRUCKS                      |
| MEDIUM/<br>HEAVY<br>TRUCKS           |
| BUSES                                |
| HOSE<br>NUMER-<br>ICAL               |
| REPAIR<br>KITS                       |
| KIT<br>NUMER-<br>ICAL                |

|   |   |  |
|---|---|--|
| <b>80035</b> 50"<br><br><b>3/8" Male Inv. Flare x 3/8" Male Inv. Flare</b>     | <b>80049</b> 37"<br><br><b>16mm Male "O" Ring x 18mm Male "O" Ring</b>                             | <b>80055</b> 38 3/4"<br><br>(With Switch Port)<br><b>16mm Male "O" Ring x 18mm Male "O" Ring</b>                  |
| <b>80040</b> 26 1/4"<br><br><b>16mm Male "O" Ring x 18mm Male "O" Ring</b>     | <b>80050</b> 34"<br><br><b>16mm Female "O" Ring x 18mm Male "O" Ring</b>                           | <b>80056</b> 42 3/4"<br><br><b>16mm Male "O" Ring x 18mm Male "O" Ring</b>  |
| <b>80041</b> 24"<br><br><b>16mm Female "O" Ring x 18mm Male "O" Ring</b>      | <b>80052</b> 26"<br><br><b>16mm Male "O" Ring</b>   | <b>80057</b> 39 1/2"<br><br><b>16mm Male "O" Ring x 18mm Male "O" Ring</b>                                       |
| <b>80044</b> 25 1/2"<br><br><b>16mm Male "O" Ring x 18mm Male "O" Ring</b>   | <b>80053</b> 38 5/8"<br><br>(With Switch Port)<br><b>16mm Male "O" Ring x 18mm Male "O" Ring</b> | <b>80058</b> 43 1/2"<br><br><b>16mm Male "O" Ring x 18mm Male "O" Ring</b>                                      |
| <b>80048</b> 22 11/16"<br><br><b>16mm Male "O" Ring x 18mm Male "O" Ring</b> | <b>80054</b> 27 1/4"<br><br><b>16mm Male "O" Ring</b>  | <b>80059</b> 37 1/4"<br><br>(With Switch Port)<br><b>5/16" Swivel "O" Ring (Type II) x 3/8" Swivel "O" Ring</b> |

# Pressure Hose Illustration Guide

|  |  |   |
|--|--|---|
| <p><b>80060</b> 35"</p>  <p>(With Switch Port)<br/>5/16" Swivel "O" Ring (Type II) x<br/>16mm Swivel "O" Ring</p> | <p><b>80069</b> 31 1/2"</p>  <p>16mm Male "O" Ring x 18mm Male "O" Ring</p>   | <p><b>80074</b> 18 3/4"</p>  <p>14mm Female Inv Flare x<br/>14mm Female Inv Flare</p>      |
| <p><b>80061</b> 42"</p>  <p>16mm Male "O" Ring x 18mm Male "O" Ring</p>   | <p><b>80070</b> 47 3/4"</p>  <p>16mm Male "O" Ring x 18mm Male "O" Ring</p>   | <p><b>80075</b> 19"</p>  <p>14mm Banjo x 14mm Female Inv. Flare</p>                        |
| <p><b>80065</b> 42 3/4"</p>  <p>(With Switch Port)<br/>16mm Male "O" Ring x 18mm Male "O" Ring</p>               | <p><b>80071</b> 36 3/4"</p>  <p>16mm Male "O" Ring x 18mm Male "O" Ring</p>  | <p><b>80076</b> 29 3/4"</p>  <p>5/16" Male Inv. Flare x 16mm Swivel "O" Ring</p>          |
| <p><b>80066</b> 18"</p>  <p>14mm Male Inv. Flare x 16mm Banjo</p>   | <p><b>80072</b> 33 1/4"</p>  <p>16mm Male "O" Ring x 18mm Male "O" Ring</p> | <p><b>80077</b> 38 3/4"</p>  <p>14mm Banjo x 16mm Female S.A.E.</p>                      |
| <p><b>80068</b> 26 1/4"</p>  <p>14mm Banjo x 14mm Female Inv. Flare</p>   | <p><b>80073</b> 16"</p>  <p>14mm Banjo x 14mm Female Inv. Flare</p>         | <p><b>80078</b> 34 1/2"</p>  <p>16mm Long Swivel "O" Ring x<br/>16mm Swivel "O" Ring</p> |

SYSTEM  
PUMP &  
GEAR  
IDENT.

SYSTEM &  
COM-  
PONENT  
IDENT.

PASS.  
CARS

LIGHT  
TRUCKS

MEDIUM/  
HEAVY  
TRUCKS

BUSES

HOSE  
NUMER-  
ICAL

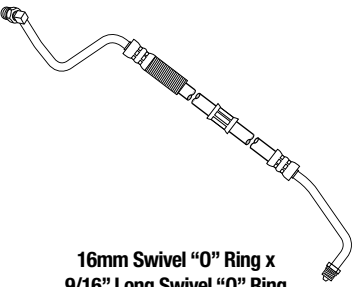
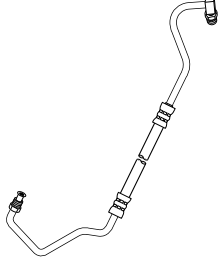
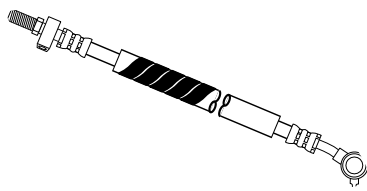
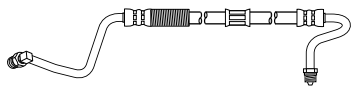
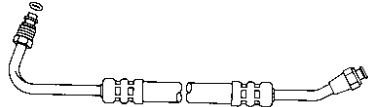
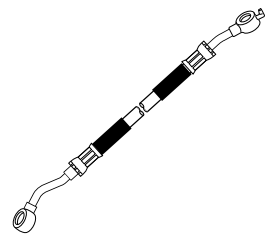
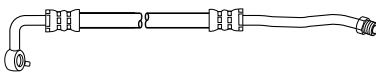
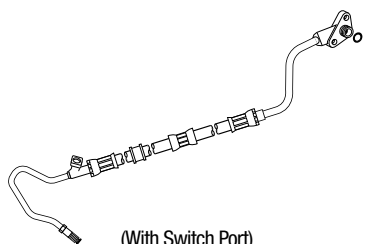
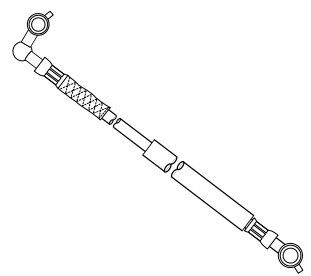
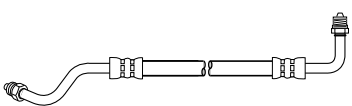
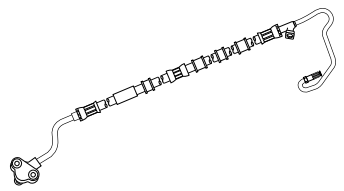
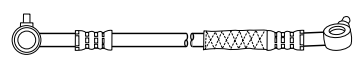
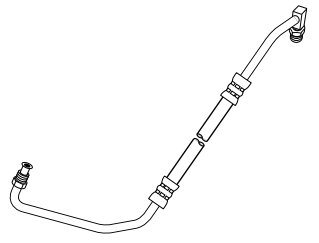

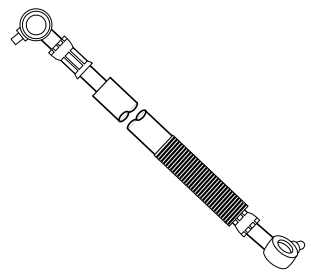
REPAIR  
KITS

KIT  
NUMER-  
ICAL

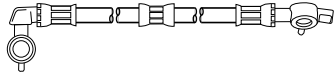
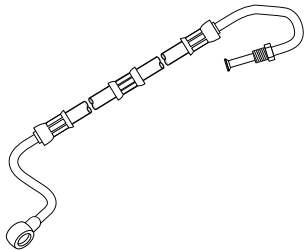
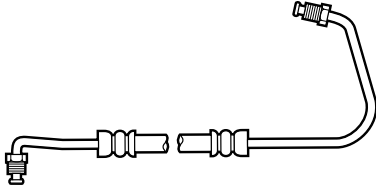
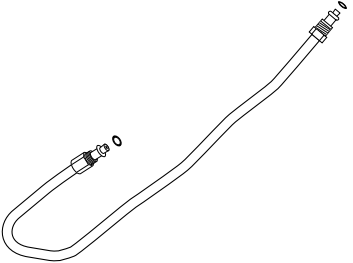
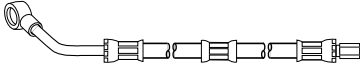
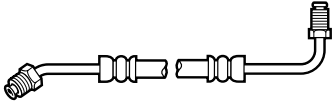
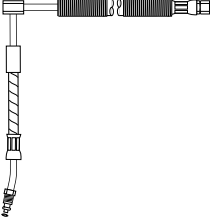
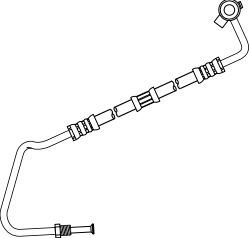
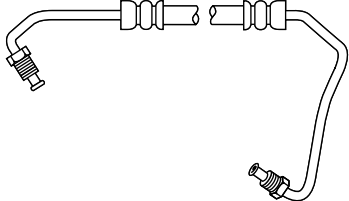
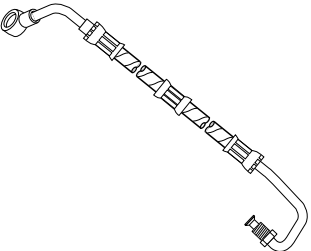
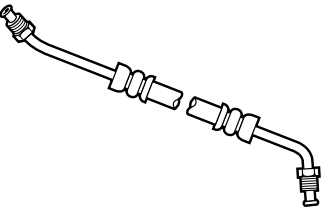
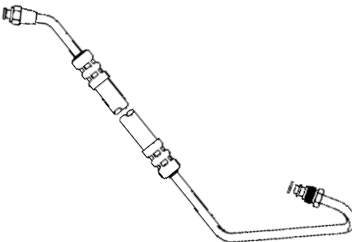
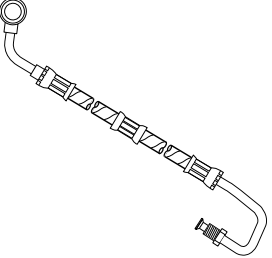
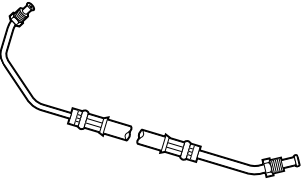
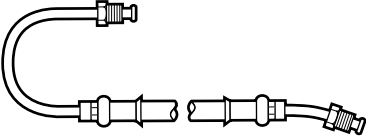
ILLUST-  
RATIONS

# Pressure Hose Illustration Guide

|                                      |
|--------------------------------------|
| SYSTEM<br>PUMP &<br>GEAR<br>IDENT.   |
| SYSTEM &<br>COM-<br>PONENT<br>IDENT. |
| PASS.<br>CARS                        |
| LIGHT<br>TRUCKS                      |
| MEDIUM/<br>HEAVY<br>TRUCKS           |
| BUSES                                |
| HOSE<br>NUMER-<br>ICAL               |
| REPAIR<br>KITS                       |
| KIT<br>NUMER-<br>ICAL                |

|  |  |   |
|--|--|---|
| <b>80079</b><br><br><b>16mm Swivel "O" Ring x<br/>9/16" Long Swivel "O" Ring</b>                            | <b>80088</b><br><br><b>5/16" Male Inv. Flare x 16mm Swivel "O" Ring</b> | <b>80097</b><br><br><b>16mm Banjo x 16mm Male S.A.E.</b> |
| <b>80080</b><br><br><b>16mm Swivel "O" Ring x<br/>9/16" Long Swivel "O" Ring</b>                            | <b>80092</b><br><br><b>3/8" Female S.A.E. x 3/8" Male "O" Ring</b>          | <b>80098</b><br><br><b>12mm Banjo x 14mm Banjo</b>       |
| <b>80081</b><br><br><b>14mm Banjo x 16mm Swivel "O" Ring</b>   | <b>80093</b><br><br><b>(With Switch Port)<br/>14mm Male Inv. Flare x<br/>18mm Male Captive "O" Ring</b>                                | <b>80099</b><br><br><b>16mm Banjo x 16mm Banjo</b>      |
| <b>80086</b><br><br><b>16mm Swivel "O" Ring x<br/>16mm Swivel "O" Ring</b>  | <b>80094</b><br><br><b>(With Switch Port)<br/>14mm Male Captive "O" Ring x<br/>14mm Male Inv. Flare</b>                               | <b>80100</b><br><br><b>16mm Banjo x 16mm Banjo</b>     |
| <b>80087</b><br><br><b>5/16" Male Inv. Flare x<br/>16mm Swivel "O" Ring</b> | <b>80096</b><br><br><b>16mm Banjo x 16mm Male S.A.E.</b>  | <b>80101</b><br><br><b>16mm Banjo x 16mm Banjo</b>     |

# Pressure Hose Illustration Guide

|   |  |  |
|---|--|--|
| <p><b>80102</b> <span style="float: right;">22 1/4"</span></p>  <p style="text-align: center;"><b>16mm Banjo x 16mm Banjo</b></p>                                | <p><b>80107</b> <span style="float: right;">36 1/4"</span></p>  <p style="text-align: center;"><b>16mm Banjo x 16mm Male Inv. Flare</b></p>                         | <p><b>80112</b> <span style="float: right;">36 1/8"</span></p>  <p style="text-align: center;"><b>3/8" Male Inv. Flare x 7/16" Male Inv. Flare</b></p>  |
| <p><b>80103</b> <span style="float: right;">19"</span></p>  <p style="text-align: center;"><b>16mm Male "O" Ring x 16mm Male "O" Ring</b></p>                    | <p><b>80108</b> <span style="float: right;">38"</span></p>  <p style="text-align: center;"><b>16mm Banjo x 16mm Female S.A.E.</b></p>                               | <p><b>80115</b> <span style="float: right;">32 1/4"</span></p>  <p style="text-align: center;"><b>3/8" Male Inv. Flare x 7/16" Male Inv. Flare</b></p>  |
| <p><b>80104</b> <span style="float: right;">36"</span></p>  <p style="text-align: center;">(With Switch Port)<br/><b>16mm Female x 16mm Male Inv. Flare</b></p> | <p><b>80109</b> <span style="float: right;">33 3/4"</span></p>  <p style="text-align: center;">(With Switch Port)<br/><b>16mm Banjo x 16mm Male Inv. Flare</b></p> | <p><b>80116</b> <span style="float: right;">33 1/2"</span></p>  <p style="text-align: center;"><b>3/8" Male Inv. Flare x 7/16" Male Inv. Flare</b></p> |
| <p><b>80105</b> <span style="float: right;">32 1/2"</span></p>  <p style="text-align: center;"><b>16mm Banjo x 16mm Male Inv. Flare</b></p>                    | <p><b>80110</b> <span style="float: right;">28 1/2"</span></p>  <p style="text-align: center;"><b>3/8" Male Inv. x 7/16" Male Inv. Flare</b></p>                  | <p><b>80117</b> <span style="float: right;">34"</span></p>  <p style="text-align: center;"><b>3/8" Female S.A.E. x 7/16" Male "O" Ring</b></p>        |
| <p><b>80106</b> <span style="float: right;">33 3/4"</span></p>  <p style="text-align: center;"><b>16mm Banjo x 16mm Male Inv. Flare</b></p>                    | <p><b>80111</b> <span style="float: right;">22 1/4"</span></p>  <p style="text-align: center;"><b>1/4" Male Inv. Flare x 3/8" Male Inv. Flare</b></p>             | <p><b>80118</b> <span style="float: right;">14 3/4"</span></p>  <p style="text-align: center;"><b>1/4" Male Inv. Flare x 1/4" Male Inv. Flare</b></p> |

SYSTEM  
PUMP &  
GEAR  
IDENT.

SYSTEM &  
COM-  
PONENT  
IDENT.

PASS.  
CARS

LIGHT  
TRUCKS

MEDIUM/  
HEAVY  
TRUCKS

BUSES

HOSE  
NUMER-  
ICAL

REPAIR  
KITS

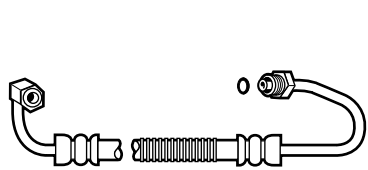

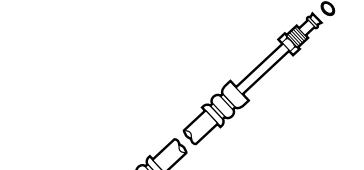
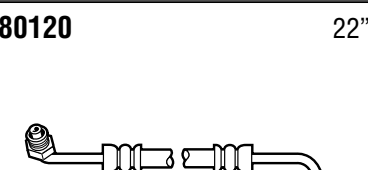
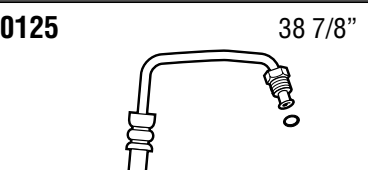

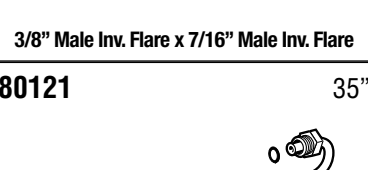

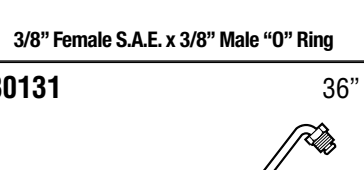

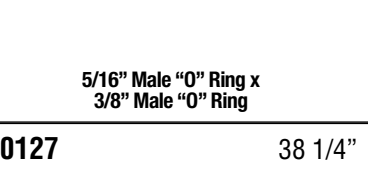
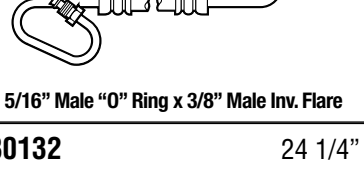

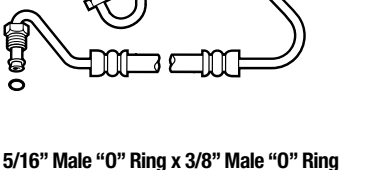
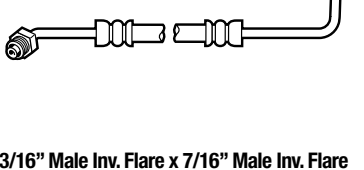
KIT  
NUMER-  
ICAL

ILLUST-  
RATIONS

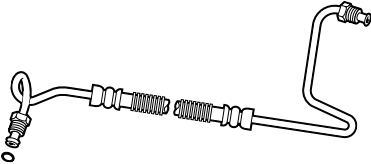
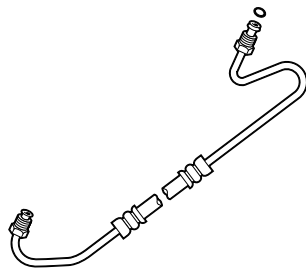
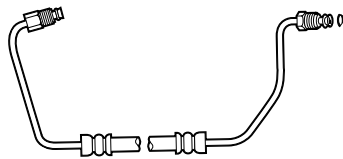
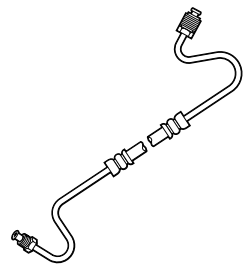
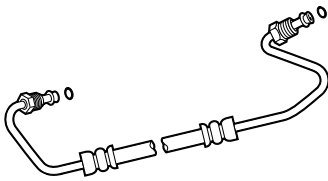
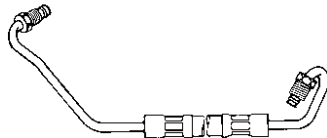
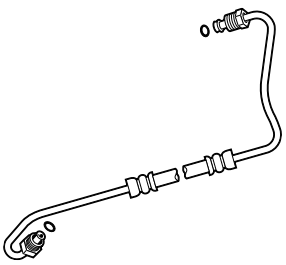
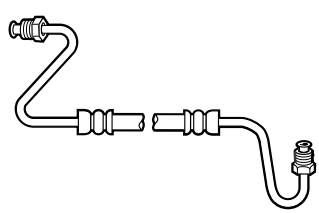
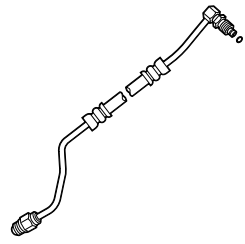
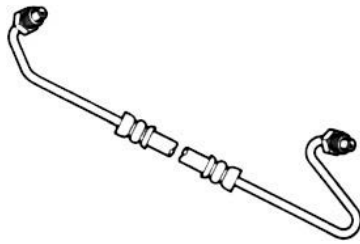
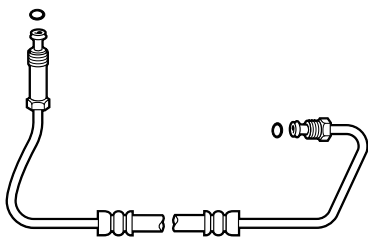
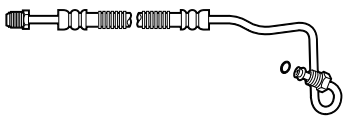
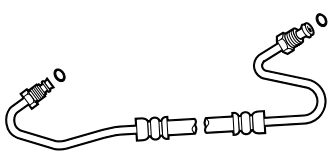
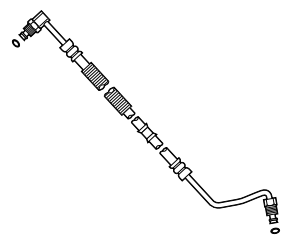
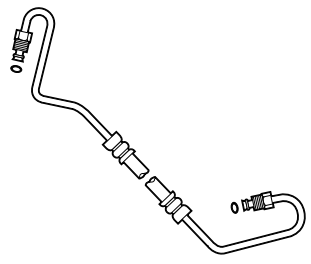


# Pressure Hose Illustration Guide

|                                      |
|--------------------------------------|
| SYSTEM<br>PUMP &<br>GEAR<br>IDENT.   |
| SYSTEM &<br>COM-<br>PONENT<br>IDENT. |
| PASS.<br>CARS                        |
| LIGHT<br>TRUCKS                      |
| MEDIUM/<br>HEAVY<br>TRUCKS           |
| BUSES                                |
| HOSE<br>NUMER-<br>ICAL               |
| REPAIR<br>KITS                       |
| KIT<br>NUMER-<br>ICAL                |

|   |  |  |
|---|--|--|
| <p><b>80119</b> 28"</p>  <p>5/16" Female S.A.E. x 3/8" Male "O" Ring</p>       | <p><b>80124</b> 39 1/2"</p>  <p>3/8" Male Inv. Flare x 7/16" Male Inv. Flare</p> | <p><b>80129</b> 22 3/4"</p>  <p>16mm Male "O" Ring x 16mm Male "O" Ring</p>         |
| <p><b>80120</b> 22"</p>  <p>3/8" Male Inv. Flare x 7/16" Male Inv. Flare</p>   | <p><b>80125</b> 38 7/8"</p>  <p>16mm Male "O" Ring x 18mm Male "O" Ring</p>      | <p><b>80130</b> 29 1/2"</p>  <p>3/8" Female S.A.E. x 3/8" Male "O" Ring</p>         |
| <p><b>80121</b> 35"</p>  <p>16mm Male "O" Ring x 18mm Male "O" Ring</p>        | <p><b>80126</b> 32"</p>  <p>5/16" Male "O" Ring x<br/>3/8" Male "O" Ring</p>     | <p><b>80131</b> 36"</p>  <p>5/16" Male "O" Ring x 3/8" Male Inv. Flare</p>          |
| <p><b>80122</b> 37 5/8"</p>  <p>16mm Male "O" Ring x 18mm Male "O" Ring</p>  | <p><b>80127</b> 38 1/4"</p>  <p>5/16" Male "O" Ring x 3/8" Male "O" Ring</p>   | <p><b>80132</b> 24 1/4"</p>  <p>3/16" Male Inv. Flare x 7/16" Male Inv. Flare</p> |
| <p><b>80123</b> 39"</p>  <p>3/8" Male Inv. Flare x 7/16" Male Inv. Flare</p> | <p><b>80128</b> 16 1/8"</p>  <p>16mm Male "O" Ring x 18mm Male "O" Ring</p>    | <p><b>80133</b> 34 1/2"</p>  <p>3/8" Male Inv. Flare x 7/16" Male Inv. Flare</p>  |

# Pressure Hose Illustration Guide

|   |  |   |
|---|--|---|
| <p><b>80134</b> 49 1/2"</p>  <p>3/8" Male Inv. Flare x 7/16" Male "O" Ring</p> | <p><b>80139</b> 32 1/4"</p>  <p>16mm Male "O" Ring x 18mm Male "O" Ring</p>                           | <p><b>80144</b> 42 5/8"</p>  <p>16mm Male "O" Ring x 18mm Male "O" Ring</p>                              |
| <p><b>80135</b> 35"</p>  <p>16mm Male "O" Ring x 18mm Male "O" Ring</p>        | <p><b>80140</b> 29"</p>  <p>16mm Male "O" Ring x 18mm Male "O" Ring</p>                               | <p><b>80147</b> 29 7/8"</p>  <p>3/8" Male Inv. Flare x 7/16" Male Inv. Flare</p>                         |
| <p><b>80136</b> 36"</p>  <p>16mm Male "O" Ring x 18mm Male "O" Ring</p>       | <p><b>80141</b> 35 3/4"</p>  <p>3/8" Male Inv. Flare x 7/16" Male Inv. Flare</p>                     | <p><b>80148</b> 44 1/4"</p>  <p>5/16" Swivel "O" Ring (Type II) x<br/>3/8" Swivel "O" Ring (Type I)</p> |
| <p><b>80137</b> 38"</p>  <p>3/8" Male Inv. Flare x 7/16" Male Inv. Flare</p> | <p><b>80142</b> 31 3/4"</p>  <p>16mm Male "O" Ring x 18mm Male "O" Ring</p>                         | <p><b>80149</b> 50 1/2"</p>  <p>3/8" Male S.A.E. x 3/8" Male "O" Ring</p>                              |
| <p><b>80138</b> 32 3/4"</p>  <p>16mm Male "O" Ring x 18mm Male "O" Ring</p>  | <p><b>80143</b> 43"</p>  <p>5/16" Swivel "O" Ring (Type II) x<br/>3/8" Swivel "O" Ring (Type I)</p> | <p><b>80150</b> 47 7/8"</p>  <p>16mm Male "O" Ring x 18mm Male "O" Ring</p>                            |

SYSTEM  
PUMP &  
GEAR  
IDENT.

SYSTEM &  
COM-  
PONENT  
IDENT.

PASS.  
CARS

LIGHT  
TRUCKS

MEDIUM/  
HEAVY  
TRUCKS

BUSES

HOSE  
NUMER-  
ICAL

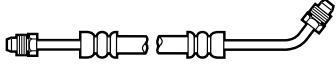
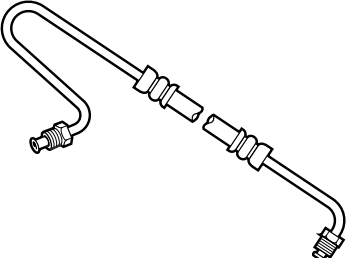
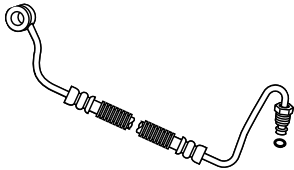

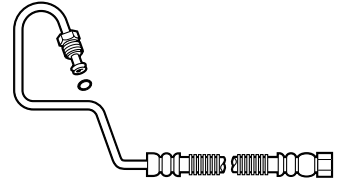
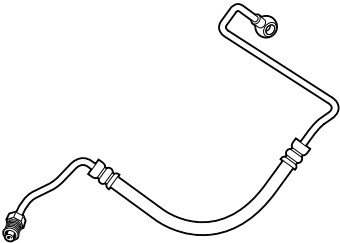
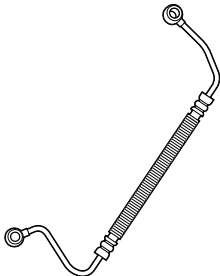
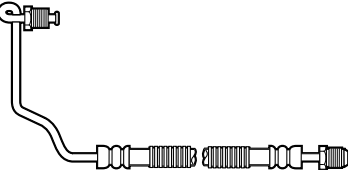
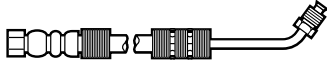
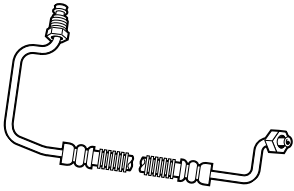

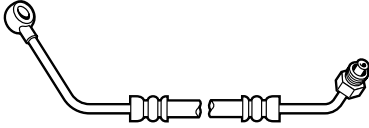
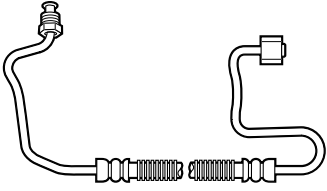
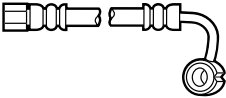
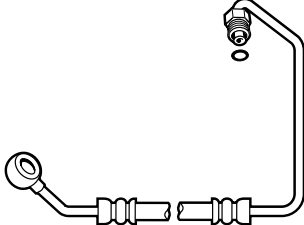
REPAIR  
KITS

KIT  
NUMER-  
ICAL

ILLUS-  
TRATIONS

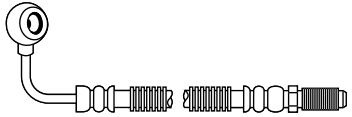
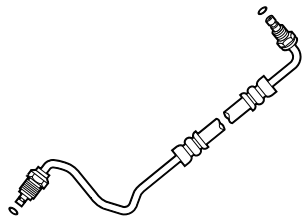
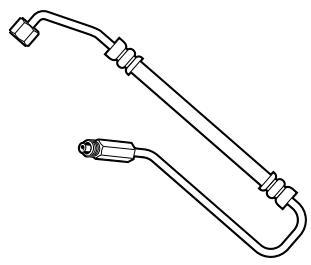
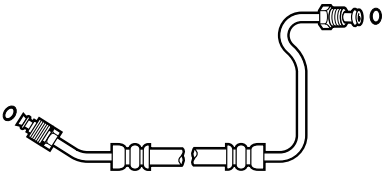
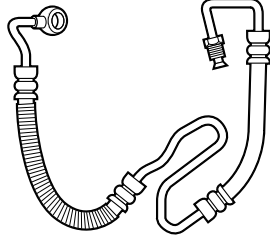
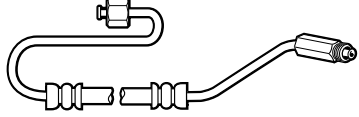
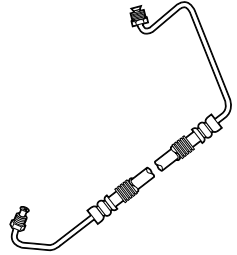
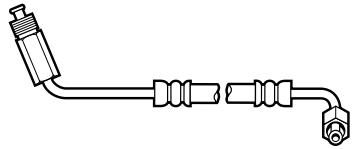
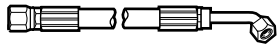
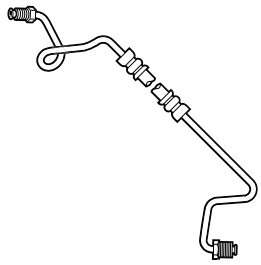
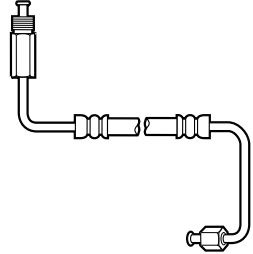
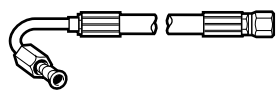
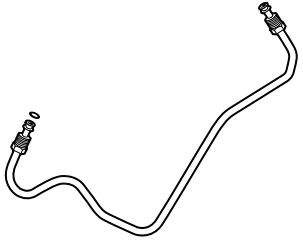
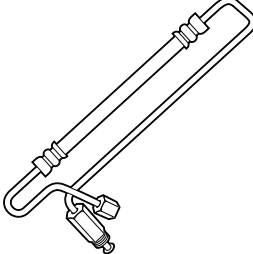
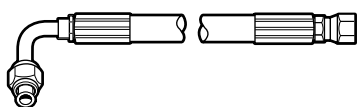
# Pressure Hose Illustration Guide

|                                      |
|--------------------------------------|
| SYSTEM<br>PUMP &<br>GEAR<br>IDENT.   |
| SYSTEM &<br>COM-<br>PONENT<br>IDENT. |
| PASS.<br>CARS                        |
| LIGHT<br>TRUCKS                      |
| MEDIUM/<br>HEAVY<br>TRUCKS           |
| BUSES                                |
| HOSE<br>NUMER-<br>ICAL               |
| REPAIR<br>KITS                       |
| KIT<br>NUMER-<br>ICAL                |

|  |         |   |         |   |         |
|--|---------|---|---------|---|---------|
| <b>80151</b><br><br>3/8" Male S.A.E. x 3/8" Male S.A.E.             | 18 1/8" | <b>80158</b><br><br>3/8" Male Inv. Flare x 7/16" Male Inv. Flare             | 33 3/4" | <b>80173</b><br><br>14mm Male "O" Ring x 16mm Banjo                    | 32 3/4" |
| <b>80152</b><br><br>14mm Banjo x 16mm Female Inv. Flare             | 34 1/2" | <b>80160</b><br><br>7/16" Female Inv. Flare x 7/16" Male "O" Ring            | 39"     | <b>80174</b><br><br>3/8" Male Inv. Flare x 14mm Banjo                  | 38 1/2" |
| <b>80153</b><br><br>16mm Banjo x 16mm Banjo                        | 23 3/4" | <b>80161</b><br><br>3/8" Male Inv. Flare x 3/8" Male S.A.E.                 | 44 1/2" | <b>80178</b><br><br>16mm Female Inv. Flare x<br>16mm Male Inv. Flare | 17 1/2" |
| <b>80155</b><br><br>5/16" Male Inv. Flare x 3/8" Female S.A.E.    | 49 1/2" | <b>80171</b><br><br>5/16" Swivel "O" Ring (Type I) x<br>3/8" Female Swivel | 13 3/4" | <b>80179</b><br><br>3/8" Male Inv. Flare x 14mm Banjo                | 32 1/2" |
| <b>80157</b><br><br>5/16" Male Inv. Flare x<br>3/8" Female S.A.E. | 43"     | <b>80172</b><br><br>14mm Banjo x 14mm Female Inv. Flare                    | 23"     | <b>80181</b><br><br>14mm Banjo x 16mm Male "O" Ring                  | 33 7/8" |

ILLUSTRATIONS

# Pressure Hose Illustration Guide

|   |   |   |
|---|---|---|
| <p><b>80184</b> 18 1/4"</p>  <p><b>16mm Banjo x 16mm Male S.A.E.</b></p>                 | <p><b>80191</b> 44 1/2"</p>  <p><b>5/16" Swivel "O" Ring (Type II) x<br/>3/8" Swivel "O" Ring (Type I)</b></p> | <p><b>80198</b> 29 1/2"</p>  <p><b>7/16" Female Inv. Flare x 7/16" Male Inv. Flare</b></p> |
| <p><b>80186</b> 34 3/4"</p>  <p><b>16mm Male "O" Ring x 18mm Male "O" Ring</b></p>       | <p><b>80193</b> 48 1/8"</p>  <p><b>16mm Banjo x 16mm Male Inv. Flare</b></p>                                   | <p><b>80199</b> 34 3/4"</p>  <p><b>7/16" Female Inv. Flare x 7/16" Male Inv. Flare</b></p> |
| <p><b>80188</b> 43 1/2"</p>  <p><b>3/8" Male Inv. Flare x 7/16" Male Inv. Flare</b></p> | <p><b>80195</b> 23 1/2"</p>  <p><b>3/8" Female S.A.E. x 7/16" Male Inv. Flare</b></p>                         | <p><b>80212</b> 44 1/8"</p>  <p><b>3/4" Female S.A.E. x 3/4" Female S.A.E.</b></p>       |
| <p><b>80189</b> 48"</p>  <p><b>5/16" Male Inv. Flare x 3/8" Male Inv. Flare</b></p>    | <p><b>80196</b> 23 1/2"</p>  <p><b>3/8" Female S.A.E. x 7/16" Male Inv. Flare</b></p>                        | <p><b>80213</b> 25 3/8"</p>  <p><b>1/2" Female S.A.E. x 1/2" Female S.A.E.</b></p>       |
| <p><b>80190</b> 23 1/2"</p>  <p><b>5/16" Male "O" Ring x 3/8" Male Inv. Flare</b></p>  | <p><b>80197</b> 39"</p>  <p><b>7/16" Female Inv. Flare x 7/16" Male Inv. Flare</b></p>                       | <p><b>80214</b> 80 3/4"</p>  <p><b>1/2" Female S.A.E. x 1/2" Female S.A.E.</b></p>       |

SYSTEM  
PUMP &  
GEAR  
IDENT.

SYSTEM &  
COM-  
PONENT  
IDENT.

PASS.  
CARS

LIGHT  
TRUCKS

MEDIUM/  
HEAVY  
TRUCKS

BUSES

HOSE  
NUMER-  
ICAL

REPAIR  
KITS

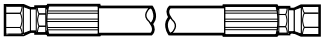
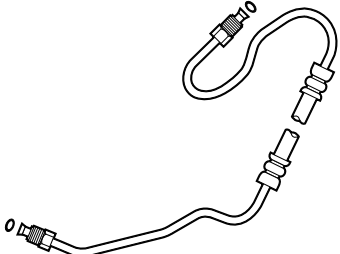
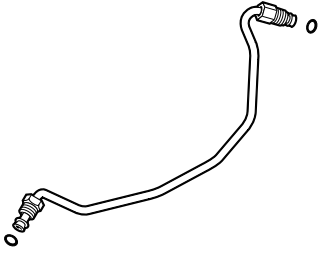
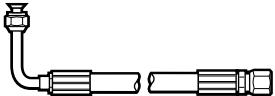
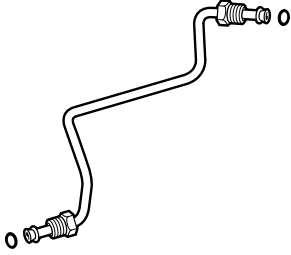
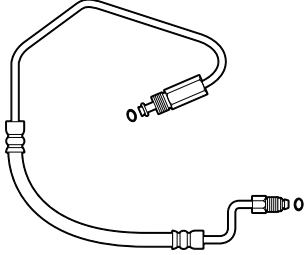
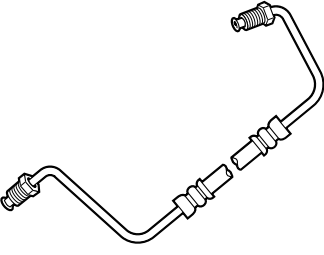
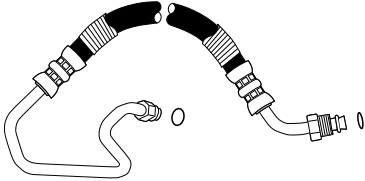
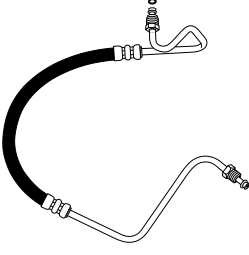
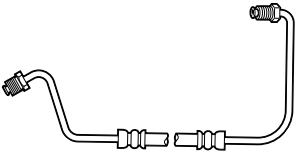
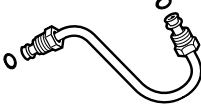
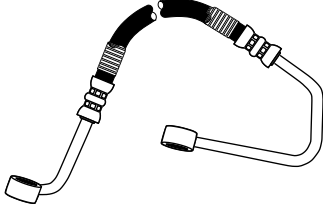
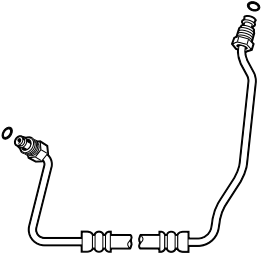
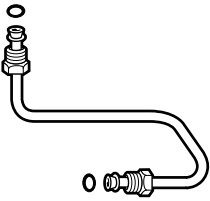
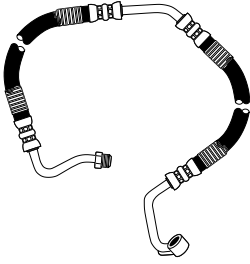
KIT  
NUMER-  
ICAL

ILLUST-  
RATIONS

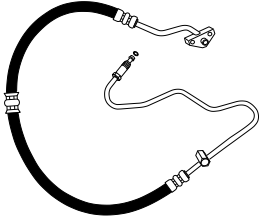
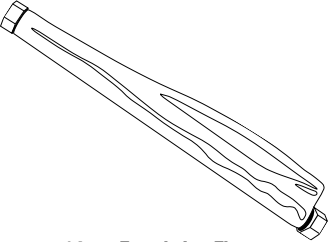
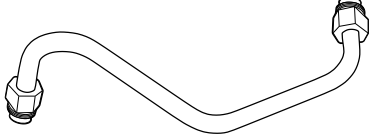
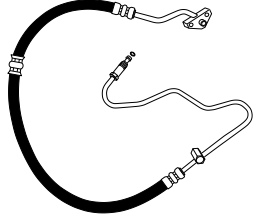
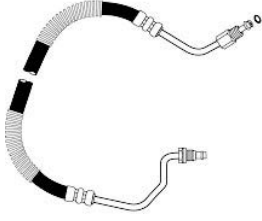
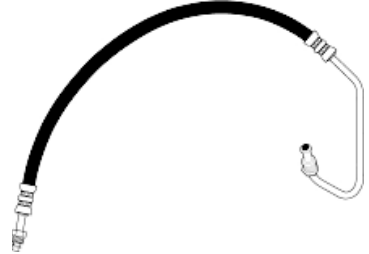
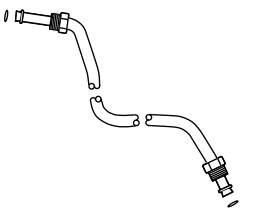


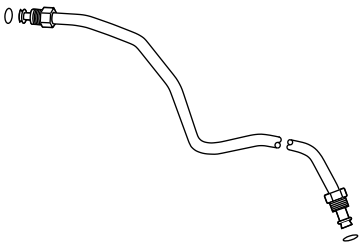
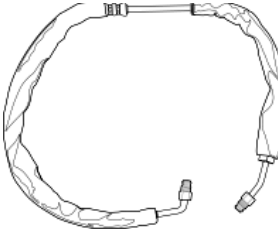

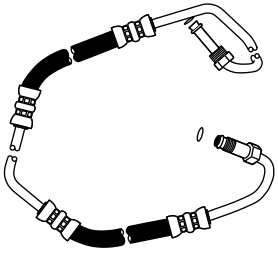




# Pressure Hose Illustration Guide

|                                      |
|--------------------------------------|
| SYSTEM<br>PUMP &<br>GEAR<br>IDENT.   |
| SYSTEM &<br>COM-<br>PONENT<br>IDENT. |
| PASS.<br>CARS                        |
| LIGHT<br>TRUCKS                      |
| MEDIUM/<br>HEAVY<br>TRUCKS           |
| BUSES                                |
| HOSE<br>NUMER-<br>ICAL               |
| REPAIR<br>KITS                       |
| KIT<br>NUMER-<br>ICAL                |

|  |         |  |         |   |         |
|--|---------|--|---------|---|---------|
| <b>80215</b><br><br><br><br>1/2" Female S.A.E. x 1/2" Female S.A.E.       | 76 1/2" | <b>80223</b><br><br><br><br>20mm Male "O" Ring x 20mm Male "O" Ring   | 41 3/4" | <b>80228</b><br><br><br><br>16mm Male "O" Ring x 16mm Male "O" Ring    | 18"     |
| <b>80216</b><br><br><br><br>1/2" Female S.A.E. x 1/2" Female S.A.E.       | 104"    | <b>80224</b><br><br><br><br>16mm Male "O" Ring x 16mm Male "O" Ring   | 17 1/2" | <b>80272</b><br><br><br><br>16mm Male "O" Ring x 18mm Male "O" Ring    | 37 3/4" |
| <b>80217</b><br><br><br><br>3/8" Male Inv. Flare x 7/16" Male Inv. Flare | 33 5/8" | <b>80225</b><br><br><br><br>16mm Male "O" Ring x 18mm Male "O" Ring  | 33 1/2" | <b>80277</b><br><br><br><br>16mm Male "O" Ring x 18mm Swivel "O" Ring | 40 5/8" |
| <b>80218</b><br><br><br><br>3/8" Male Inv Flare x 7/16" Male Inv. Flare | 30 3/8" | <b>80226</b><br><br><br><br>16mm Male "O" Ring x 16mm Male "O" Ring | 9"      | <b>80278</b><br><br><br><br>14mm Banjo x 16mm Banjo                  | 28 1/2" |
| <b>80221</b><br><br><br><br>16mm Male "O" Ring x 18mm Male "O" Ring     | 35"     | <b>80227</b><br><br><br><br>16mm Male "O" Ring x 16mm Male "O" Ring | 10 1/8" | <b>80295</b><br><br><br><br>14mm Banjo x 16mm Male S.A.E.            | 48"     |

# Pressure Hose Illustration Guide

|   |  |  |
|---|--|--|
| <p><b>80298</b> 54"</p>  <p>(With Switch Port)<br/>14mm Male Captive "O" Ring x<br/>14mm Male Inv. Flare</p> | <p><b>80325</b> 13"</p>  <p>14mm Female Inv. Flare x<br/>14mm Female Inv. Flare</p>   | <p><b>80342</b> 11 3/4"</p>  <p>16mm Male "O" Ring x 18mm Male "O" Ring</p>                                       |
| <p><b>80299</b> 56"</p>  <p>(With Switch Port)<br/>14mm Male Captive "O" Ring x<br/>14mm Male Inv. Flare</p> | <p><b>80329</b> 33 7/8"</p>  <p>16mm Male "O" Ring x<br/>18mm Male "O" Ring</p>   | <p><b>80343</b> 42"</p>  <p>16mm Male "O" Ring x 18mm Male "O" Ring</p>   |
| <p><b>80303</b> 15 1/4"</p>  <p>16mm Male "O" Ring x 16mm Male "O" Ring</p>                                 | <p><b>80333</b> 53"</p>  <p>(W/Switch Port)<br/>3/8" Male Inv. Flare x 3/8" Male Inv. Flare w/ 9/16"-18<br/>Type II &amp; 16mm Type III Adapters</p> | <p><b>80363</b> 53 3/4"</p>  <p>(With Switch Port)<br/>14mm Male Inv. Flare x<br/>14mm Male Captive "O" Ring</p> |
| <p><b>80304</b> 17 1/8"</p>  <p>16mm Male "O" Ring x 16mm Male "O" Ring</p>                                | <p><b>80334</b> 52"</p>  <p>3/8" Male Inv. Flare x 16mm Male Inv. Flare w/ 16mm<br/>Type III Adapter &amp; Insert</p>                               | <p><b>80371</b> 30 5/8"</p>  <p>16mm Banjo x 16mm Banjo</p>   |
| <p><b>80314</b> 59 1/4"</p>  <p>16mm Male "O" Ring x 18mm Male "O" Ring</p>                                | <p><b>80335</b> 52"</p>  <p>(W/Switch Port)<br/>3/8" Male Inv. Flare x 16mm Male Inv. Flare w/ 16mm<br/>Type III Adapter &amp; Insert</p>           | <p><b>80372</b> 36"</p>  <p>14mm Male "O" Ring x 16mm Male "O" Ring</p>   |

SYSTEM  
PUMP &  
GEAR  
IDENT.

SYSTEM &  
COM-  
PONENT  
IDENT.

PASS.  
CARS

LIGHT  
TRUCKS

MEDIUM/  
HEAVY  
TRUCKS

BUSES

HOSE  
NUMER-  
ICAL


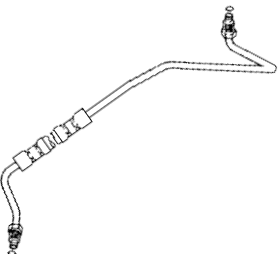
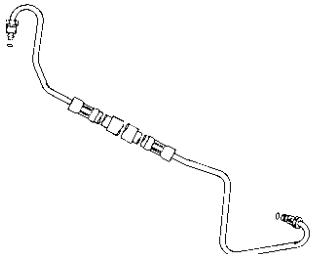
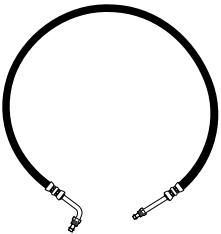
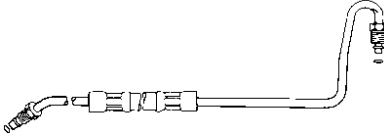
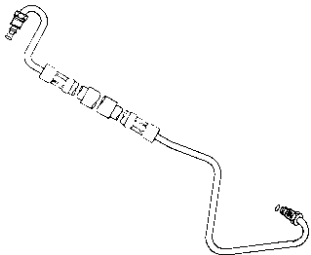
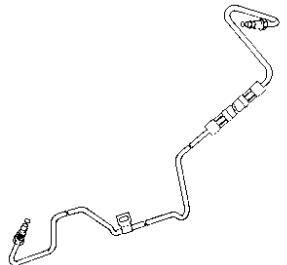
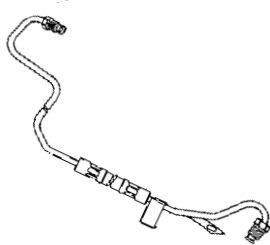
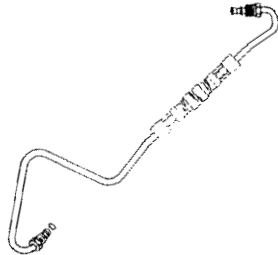
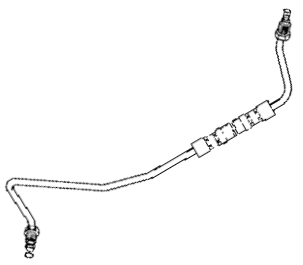
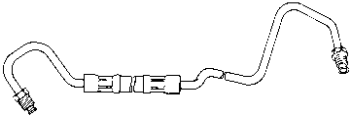
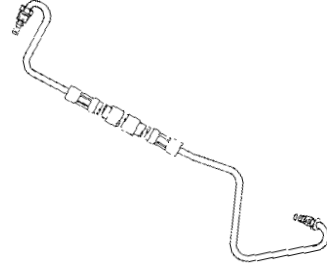
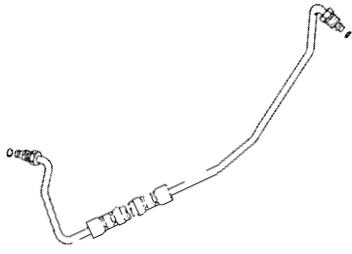
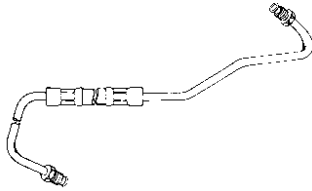
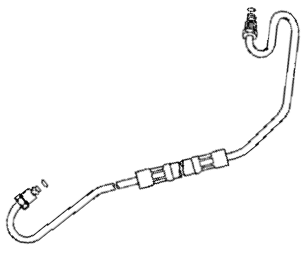
REPAIR  
KITS

KIT  
NUMER-  
ICAL

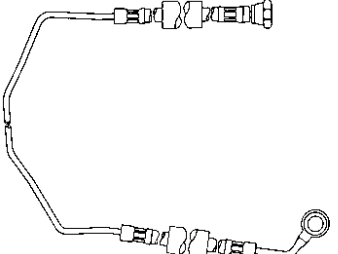
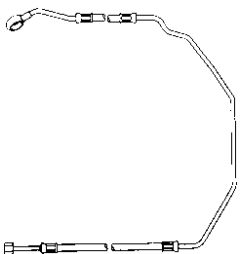
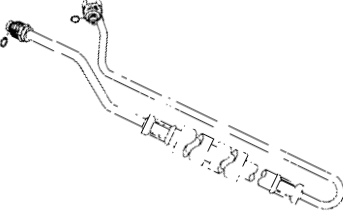
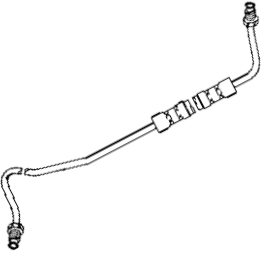
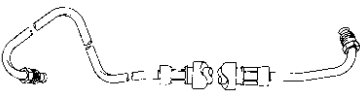
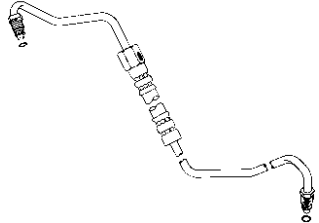
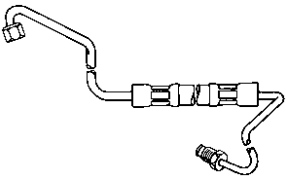
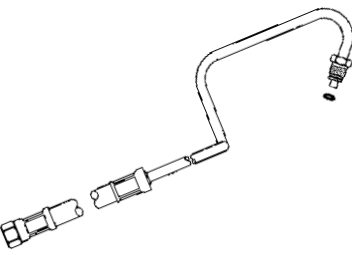

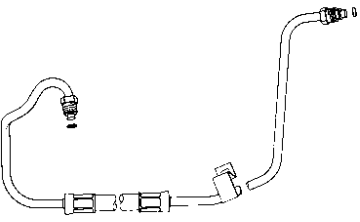
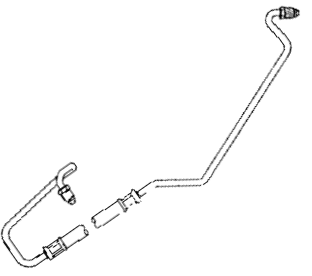
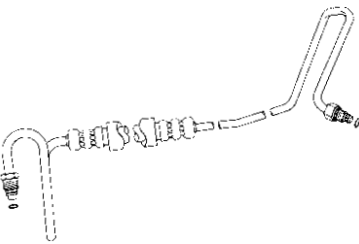
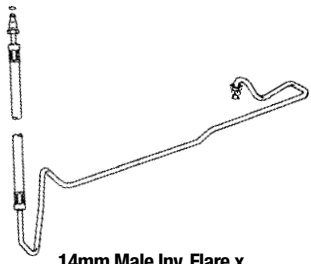

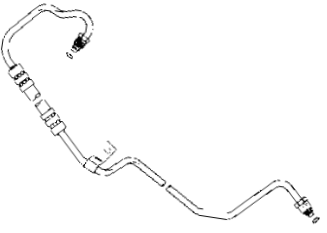
ILLUST-  
RATIONS

# Pressure Hose Illustration Guide

|                                      |
|--------------------------------------|
| SYSTEM<br>PUMP &<br>GEAR<br>IDENT.   |
| SYSTEM &<br>COM-<br>PONENT<br>IDENT. |
| PASS.<br>CARS                        |
| LIGHT<br>TRUCKS                      |
| MEDIUM/<br>HEAVY<br>TRUCKS           |
| BUSES                                |
| HOSE<br>NUMER-<br>ICAL               |
| REPAIR<br>KITS                       |
| KIT<br>NUMER-<br>ICAL                |

|   |   |  |
|---|---|--|
| <b>80374</b><br><br>14mm Banjo x 14mm Female Inv. Flare        | <b>91455</b><br><br>16mm Male "O" Ring x 18mm Male "O" Ring        | <b>91466</b><br><br>16mm Male "O" Ring x 18mm Male "O" Ring   |
| <b>80376</b><br><br>5/16" Male Inv. Flare x 16mm Male "O" Ring | <b>91457</b><br><br>16mm Male "O" Ring x 18mm Male "O" Ring        | <b>91467</b><br><br>16mm Male "O" Ring x 18mm Male "O" Ring   |
| <b>91451</b><br><br>3/8" Male "O" Ring x 7/16" Male "O" Ring  | <b>91459</b><br><br>3/8" Male Inv. Flare x 7/16" Male Inv. Flare  | <b>91468</b><br><br>16mm Male "O" Ring x 18mm Male "O" Ring  |
| <b>91453</b><br><br>16mm Male "O" Ring x 18mm Male "O" Ring  | <b>91463</b><br><br>3/8" Male Inv. Flare x 7/16" Male Inv. Flare | <b>91469</b><br><br>16mm Male "O" Ring x 18mm Male "O" Ring |
| <b>91454</b><br><br>16mm Male "O" Ring x 18mm Male "O" Ring  | <b>91465</b><br><br>3/8" Male Inv. Flare x 7/16" Male Inv. Flare | <b>91470</b><br><br>16mm Male "O" Ring x 18mm Male "O" Ring |

# Pressure Hose Illustration Guide

|  |   |  |
|--|---|--|
| <p><b>91471</b> 59"</p>  <p>16mm Banjo x 16mm Female S.A.E. Flare</p>               | <p><b>91481</b> 60"</p>  <p>3/8 - 19 BSP Female Special x 14mm Banjo</p>         | <p><b>91504</b> 75 3/4"</p>  <p>5/16" Swivel "O" Ring (Type II) x<br/>3/8" Swivel "O" Ring (Type I)</p> |
| <p><b>91473</b> 36"</p>  <p>3/8" Male Inv. Flare x 7/16" Male Inv. Flare</p>        | <p><b>91494</b> 54 1/8"</p>  <p>3/8" Male Inv. Flare x 7/16" Male Inv. Flare</p> | <p><b>91505</b> 44 1/8"</p>  <p>(With Switch Port)<br/>16mm Male "O" Ring x 18mm Male "O" Ring</p>      |
| <p><b>91474</b> 45 1/4"</p>  <p>5/16" Male Inv. Flare x 3/8" Female S.A.E.</p>     | <p><b>91495</b> 41 1/2"</p>  <p>3/8" Female Inv. Flare x 16mm Male "O" Ring</p> | <p><b>91506</b> 69 3/4"</p>  <p>16mm Male "O" Ring x 18mm Male "O" Ring</p>                            |
| <p><b>91476</b> 50 7/16"</p>  <p>16mm Male "O" Ring x 18mm Male "O" Ring</p>      | <p><b>91501</b> 46 1/16"</p>  <p>16mm Male "O" Ring x 18mm Male "O" Ring</p>   | <p><b>91507</b> 53 7/8"</p>  <p>5/16" Swivel "O" Ring (Type II) x<br/>3/8" Male "O" Ring</p>          |
| <p><b>91479</b> 70 1/2"</p>  <p>14mm Male Inv. Flare x<br/>16mm Male "O" Ring</p> | <p><b>91502</b> 44 1/4"</p>  <p>16mm Male "O" Ring x 18mm Male "O" Ring</p>    | <p><b>91508</b> 50 3/4"</p>  <p>16mm Male "O" Ring x 18mm Male "O" Ring</p>                           |

SYSTEM  
PUMP &  
GEAR  
IDENT.

SYSTEM &  
COM-  
PONENT  
IDENT.

PASS.  
CARS

LIGHT  
TRUCKS

MEDIUM/  
HEAVY  
TRUCKS

BUSES

HOSE  
NUMER-  
ICAL

REPAIR  
KITS

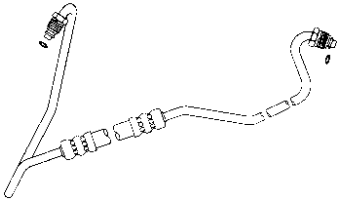
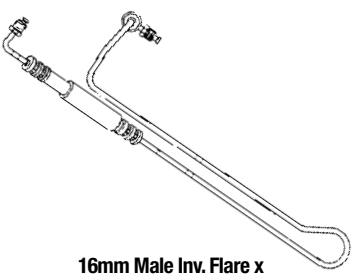
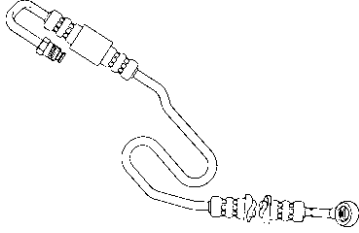
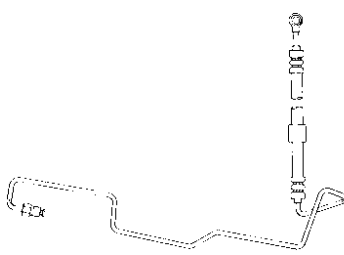


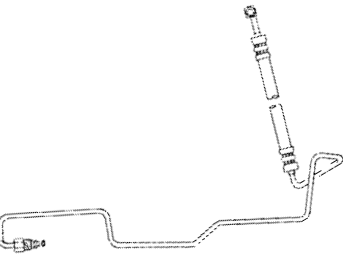
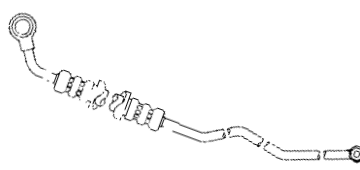
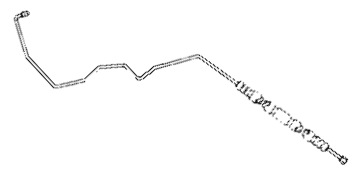
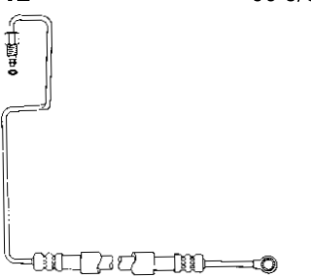
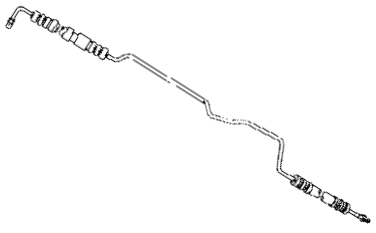
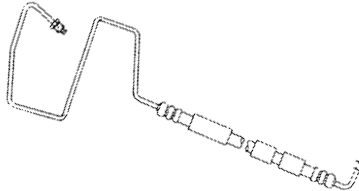
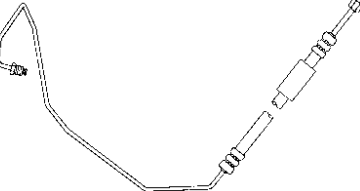
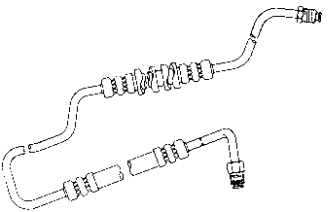
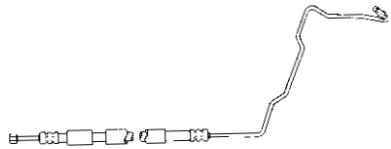
KIT  
NUMER-  
ICAL

ILLUST-  
RATIONS

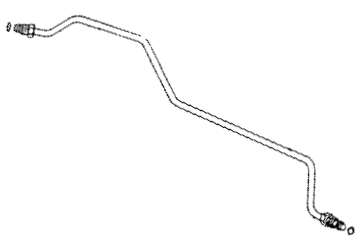
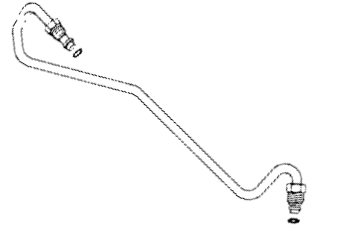
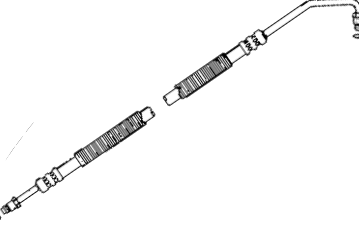
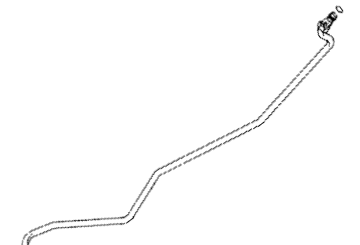
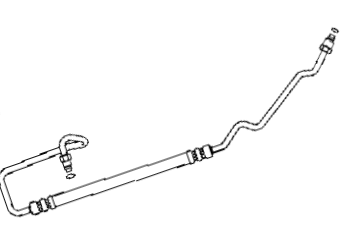
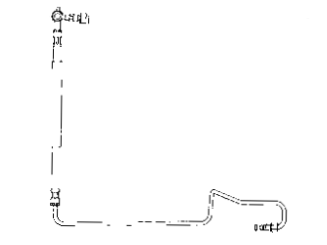
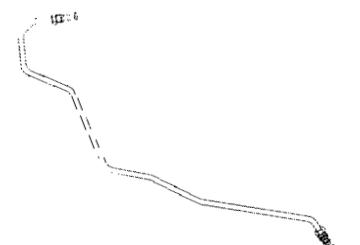
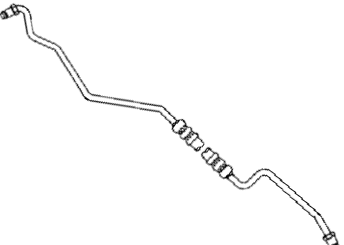
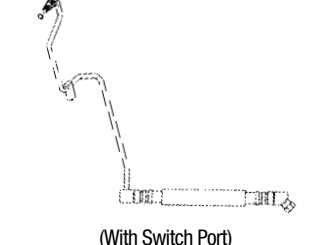
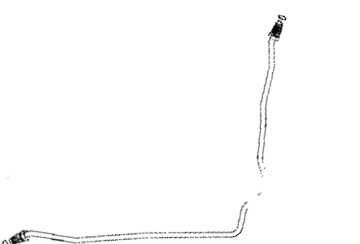
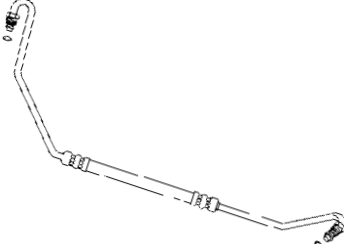
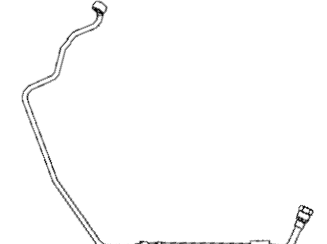
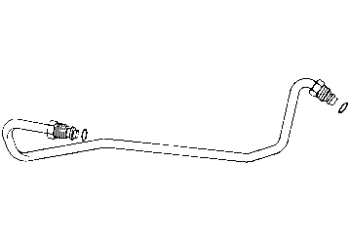
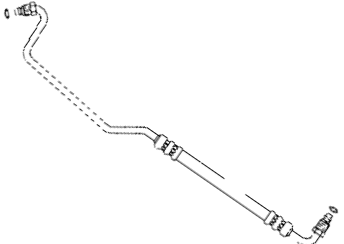
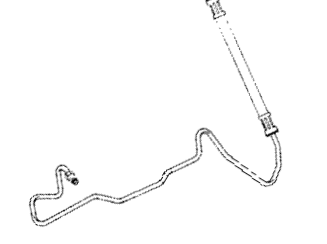


# Pressure Hose Illustration Guide

|                                      |
|--------------------------------------|
| SYSTEM<br>PUMP &<br>GEAR<br>IDENT.   |
| SYSTEM &<br>COM-<br>PONENT<br>IDENT. |
| PASS.<br>CARS                        |
| LIGHT<br>TRUCKS                      |
| MEDIUM/<br>HEAVY<br>TRUCKS           |
| BUSES                                |
| HOSE<br>NUMER-<br>ICAL               |
| REPAIR<br>KITS                       |
| KIT<br>NUMER-<br>ICAL                |

|   |                |   |                  |   |                |
|---|----------------|---|------------------|---|----------------|
| <b>91509</b><br><br><b>16mm Male "O" Ring x 18mm Male "O" Ring</b>                   | <b>46 7/8"</b> | <b>91516</b><br><br><b>16mm Male Inv. Flare x<br/>16mm Male Inv. Flare</b>   | <b>80 15/16"</b> | <b>91521</b><br><br><b>16mm Banjo x 16mm Male Inv. Flare</b>           | <b>42"</b>     |
| <b>91510</b><br><br><b>14mm Male Inv. Flare x 16mm Banjo</b>                         | <b>71 1/4"</b> | <b>91517</b><br><br><b>16mm Male Inv. Flare x 16mm Male Inv. Flare</b>       | <b>62 1/4"</b>   | <b>91522</b><br><br><b>16mm Banjo x 16mm Female Inv. Flare</b>         | <b>56 5/8"</b> |
| <b>91511</b><br><br><b>14mm Male "O" Ring x 16mm Banjo</b>                          | <b>71 7/8"</b> | <b>91518</b><br><br><b>16mm Banjo x 16mm Male Inv. Flare</b>                | <b>33 1/4"</b>   | <b>91523</b><br><br><b>14mm Male Inv. Flare x 16mm Female S.A.E.</b>  | <b>71"</b>     |
| <b>91512</b><br><br><b>14mm Male "O" Ring x 16mm Banjo</b>                         | <b>60 5/8"</b> | <b>91519</b><br><br><b>16mm Male Inv. Flares x 16mm Male Inv. Flare</b>    | <b>64 1/8"</b>   | <b>91524</b><br><br><b>14mm Male Inv. Flare x 16mm Female S.A.E.</b> | <b>72 3/8"</b> |
| <b>91513</b><br><br><b>3/8" - 19 BSP Female Special x<br/>14mm Male Inv. Flare</b> | <b>57"</b>     | <b>91520</b><br><br><b>16mm Male Inv. Flare x<br/>16mm Male Inv. Flare</b> | <b>69 1/8"</b>   | <b>91525</b><br><br><b>14mm Male Inv. Flare x 16mm Female S.A.E.</b> | <b>73"</b>     |

# Pressure Hose Illustration Guide

|  |  |  |
|--|--|--|
| <p><b>91526</b> 31 5/8"</p>  <p>16mm Male "O" Ring x 16mm Male "O" Ring</p>     | <p><b>91533</b> 27 1/2"</p>  <p>16mm Male "O" Ring x 18mm Male "O" Ring</p>   | <p><b>91539</b> 55 3/4"</p>  <p>16mm Male "O" Ring x 18mm Male "O" Ring</p>                                       |
| <p><b>91527</b> 31 15/16"</p>  <p>16mm Male "O" Ring x 16mm Male "O" Ring</p>   | <p><b>91534</b> 46 1/2"</p>  <p>16mm Male "O" Ring x 18mm Male "O" Ring</p>   | <p><b>91541</b> 61 1/2"</p>  <p>(With Switch Port)<br/>14mm Male "O" Ring x 16mm Banjo</p>                        |
| <p><b>91528</b> 46 3/8"</p>  <p>16mm Male "O" Ring x 18mm Male "O" Ring</p>    | <p><b>91536</b> 53"</p>  <p>16mm Male "O" Ring x 18mm Male "O" Ring</p>      | <p><b>91542</b> 46 3/4"</p>  <p>(With Switch Port)<br/>3/8" - 19 BSP Female Special x<br/>14mm Male "O" Ring</p> |
| <p><b>91529</b> 47 1/16"</p>  <p>16mm Male "O" Ring x 18mm Male "O" Ring</p>  | <p><b>91537</b> 47 3/8"</p>  <p>16mm Male "O" Ring x 18mm Male "O" Ring</p> | <p><b>91543</b> 51 1/2"</p>  <p>3/8" - 19 BSP Female Special x 14mm Banjo</p>                                   |
| <p><b>91530</b> 27 11/16"</p>  <p>16mm Male "O" Ring x 18mm Male "O" Ring</p> | <p><b>91538</b> 33 1/4"</p>  <p>16mm Male "O" Ring x 18mm Male "O" Ring</p> | <p><b>91545</b> 68"</p>  <p>3/8" - 19 BSP Female Special x<br/>14mm Male Inv. Flare</p>                         |

SYSTEM  
PUMP &  
GEAR  
IDENT.

SYSTEM &  
COM-  
PONENT  
IDENT.

PASS.  
CARS

LIGHT  
TRUCKS

MEDIUM/  
HEAVY  
TRUCKS

BUSES

HOSE  
NUMER-  
ICAL

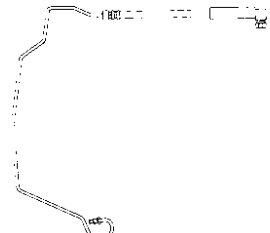
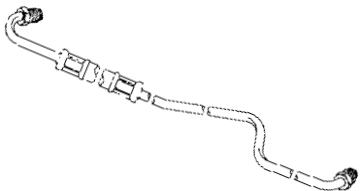
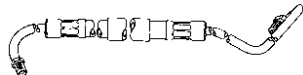
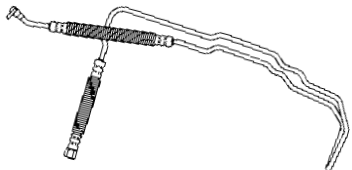

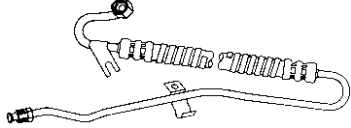
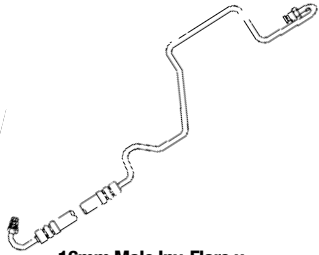
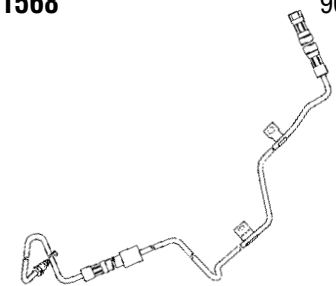

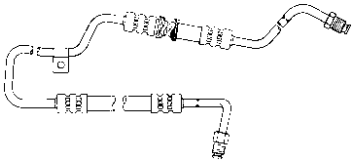

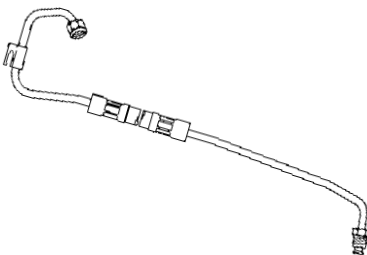
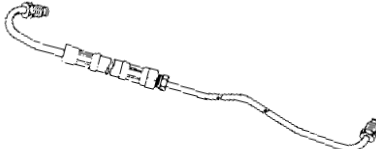
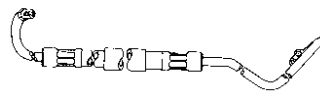
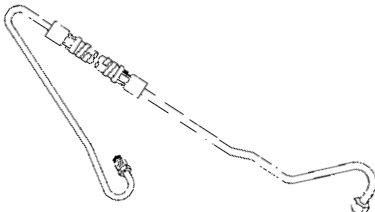
REPAIR  
KITS

KIT  
NUMER-  
ICAL

ILLUST-  
RATIONS

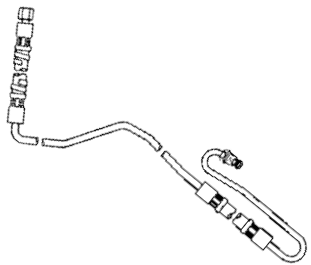
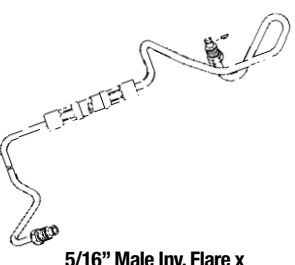
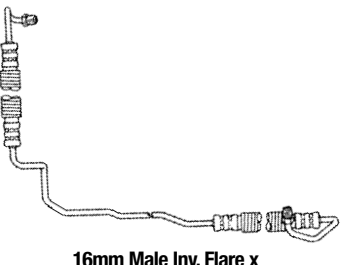
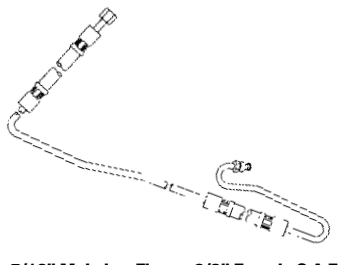
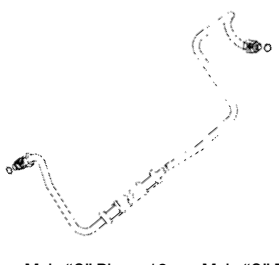
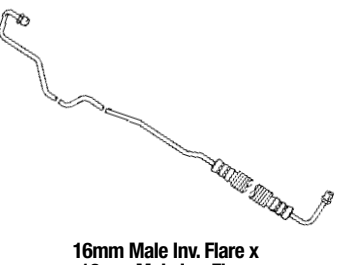
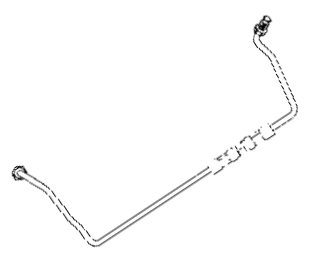
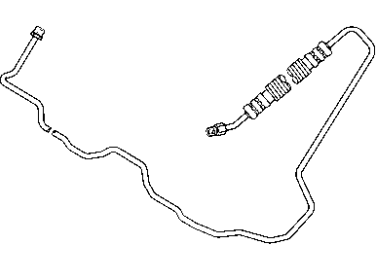
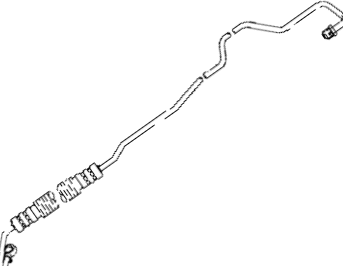
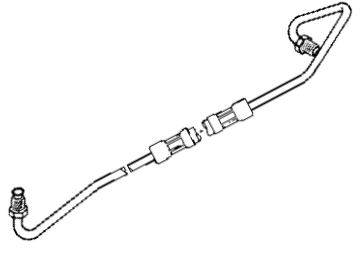
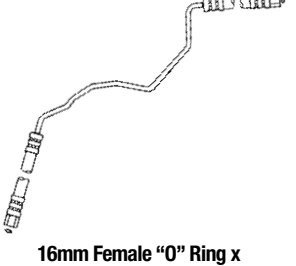
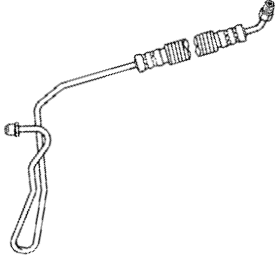
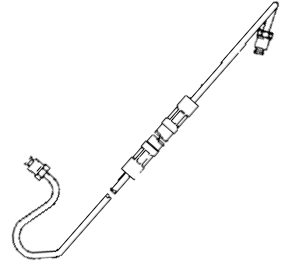
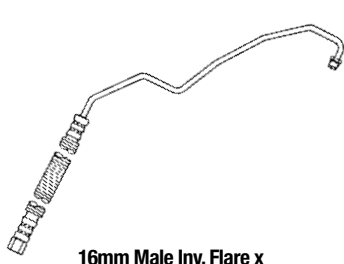
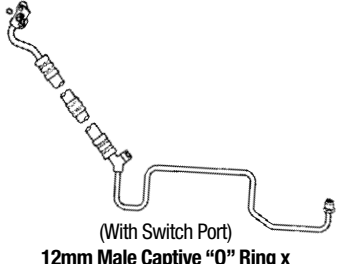
# Pressure Hose Illustration Guide

|                                      |
|--------------------------------------|
| SYSTEM<br>PUMP &<br>GEAR<br>IDENT.   |
| SYSTEM &<br>COM-<br>PONENT<br>IDENT. |
| PASS.<br>CARS                        |
| LIGHT<br>TRUCKS                      |
| MEDIUM/<br>HEAVY<br>TRUCKS           |
| BUSES                                |
| HOSE<br>NUMER-<br>ICAL               |
| REPAIR<br>KITS                       |
| KIT<br>NUMER-<br>ICAL                |

|   |                 |   |                 |  |                |
|---|-----------------|---|-----------------|--|----------------|
| <b>91546</b><br><br><b>3/8" - 19 BSP Female Special x 14mm Male Inv. Flare</b> | <b>72 3/4"</b>  | <b>91565</b><br><br><b>3/8" Male Inv. Flare x 7/16" Male Inv. Flare</b>    | <b>50 9/16"</b> | <b>91571</b><br><br><b>3/8" Male Inv. Flare. x 7/16" Male Inv. Flare</b>  | <b>57 1/4"</b> |
| <b>91547</b><br><br><b>16mm Banjo x 16mm Female Inv. Flare</b>                 | <b>103 3/4"</b> | <b>91566</b><br><br><b>3/8" Male Inv. Flare x 7/16" Male Inv. Flare</b>    | <b>53"</b>      | <b>91572</b><br><br><b>5/16" Male Inv. Flare x 3/8" Female S.A.E.</b>     | <b>37 7/8"</b> |
| <b>91549</b><br><br><b>16mm Male Inv. Flare x 16mm Male Inv. Flare</b>        | <b>60 1/2"</b>  | <b>91568</b><br><br><b>7/16" Female Inv. Flare x 7/16" Male "O" Ring</b>  | <b>90"</b>      | <b>91573</b><br><br><b>3/8" Male Inv. Flare x 7/16" Male Inv. Flare</b> | <b>34 7/8"</b> |
| <b>91550</b><br><br><b>16mm Male Inv. Flare x 16mm Male Inv. Flare</b>       | <b>67 3/4"</b>  | <b>91569</b><br><br><b>3/8" Male Inv. Flare x 7/16" Male Inv. Flare</b>  | <b>63 1/2"</b>  | <b>91574</b><br><br><b>5/16" Male Inv. Flare x 3/8" Female S.A.E.</b>   | <b>41"</b>     |
| <b>91564</b><br><br><b>3/8" Male Inv. Flare x 7/16" Male Inv. Flare</b>      | <b>50"</b>      | <b>91570</b><br><br><b>3/8" Male Inv. Flare. x 7/16" Male Inv. Flare</b> | <b>62"</b>      | <b>91575</b><br><br><b>5/16" Female S.A.E. x 5/16" Male Inv. Flare</b>  | <b>46 1/2"</b> |

ILLUSTRATIONS

# Pressure Hose Illustration Guide

|   |  |   |
|---|--|---|
| <p><b>91576</b> 70"</p>  <p>5/16" Female S.A.E. x 5/16" Male Inv. Flare</p>    | <p><b>91582</b> 55 1/4"</p>  <p>5/16" Male Inv. Flare x<br/>3/8" Swivel "O" Ring (Type I)</p> | <p><b>91592</b> 77"</p>  <p>16mm Male Inv. Flare x<br/>16mm Male Inv. Flare</p>                                    |
| <p><b>91577</b> 67 1/2"</p>  <p>5/16" Male Inv. Flare x 3/8" Female S.A.E.</p> | <p><b>91583</b> 47 1/2"</p>  <p>16mm Male "O" Ring x 18mm Male "O" Ring</p>                   | <p><b>91593</b> 59"</p>  <p>16mm Male Inv. Flare x<br/>16mm Male Inv. Flare</p>                                    |
| <p><b>91578</b> 44"</p>  <p>3/8" Male Inv. Flare x 7/16" Male Inv. Flare</p>  | <p><b>91589</b> 78 1/2"</p>  <p>16mm Male Inv. Flare x 16mm Male Inv. Flare</p>              | <p><b>91594</b> 62 1/2"</p>  <p>16mm Banjo x 16mm Male Inv. Flare</p>   |
| <p><b>91579</b> 45"</p>  <p>3/8" Male Inv. Flare x 7/16" Male Inv. Flare</p> | <p><b>91590</b> 52 3/4"</p>  <p>16mm Female "O" Ring x<br/>16mm Female "O" Ring</p>         | <p><b>91596</b> 60 15/16"</p>  <p>16mm Male Inv. Flare x 16mm Male Inv. Flare</p>                                |
| <p><b>91581</b> 42"</p>  <p>3/8" Male Inv. Flare x 7/16" Male Inv. Flare</p> | <p><b>91591</b> 34 13/16"</p>  <p>16mm Male Inv. Flare x<br/>16mm Female Inv. Flare</p>     | <p><b>91597</b> 66 1/2"</p>  <p>(With Switch Port)<br/>12mm Male Captive "O" Ring x<br/>14mm Male Inv. Flare</p> |

SYSTEM  
PUMP &  
GEAR  
IDENT.

SYSTEM &  
COM-  
PONENT  
IDENT.

PASS.  
CARS

LIGHT  
TRUCKS

MEDIUM/  
HEAVY  
TRUCKS

BUSES

HOSE  
NUMER-  
ICAL

REPAIR  
KITS

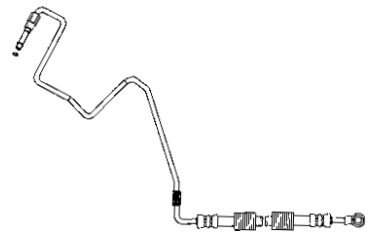
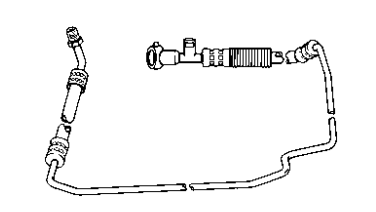
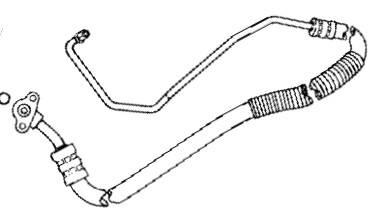
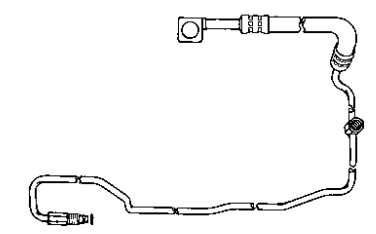
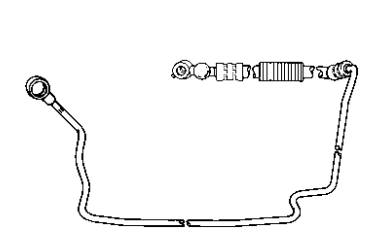
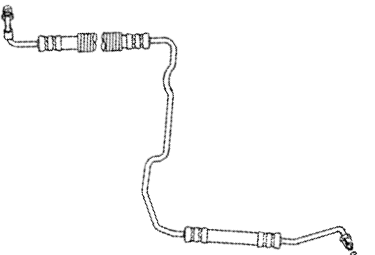
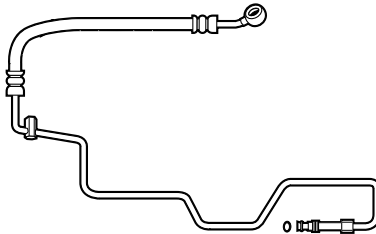
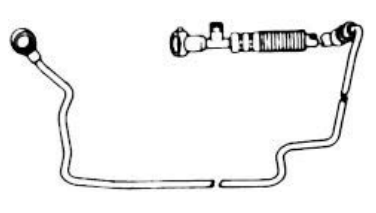
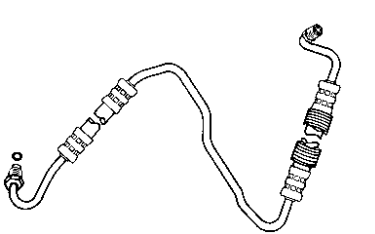
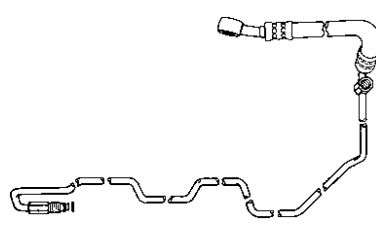
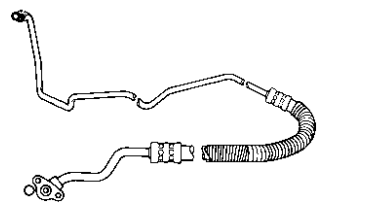
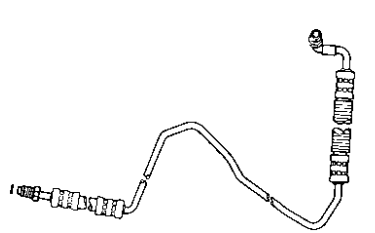
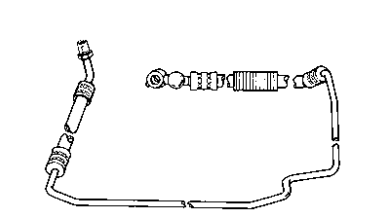
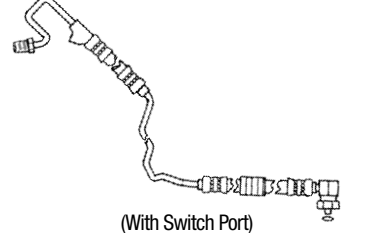
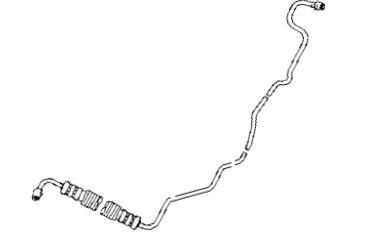
KIT  
NUMER-  
ICAL

ILLUST-  
RATIONS

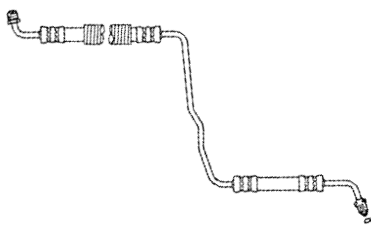
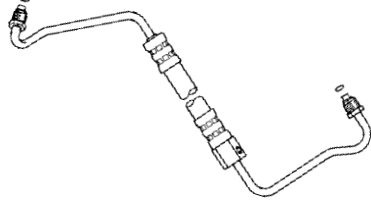
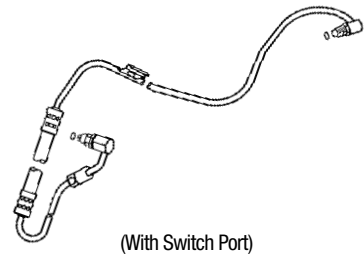
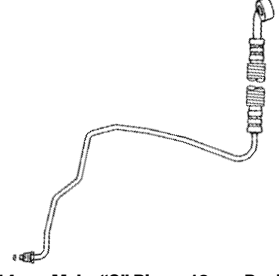
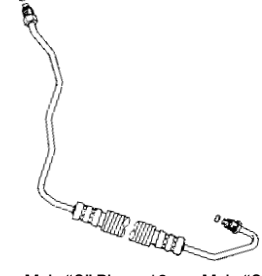
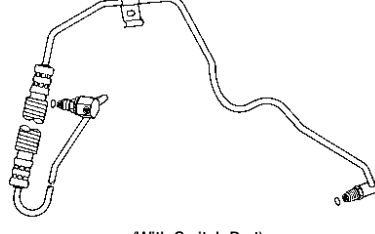
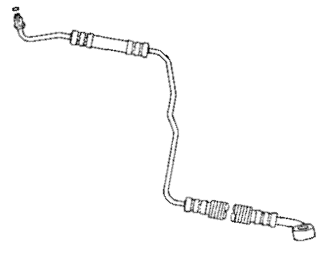
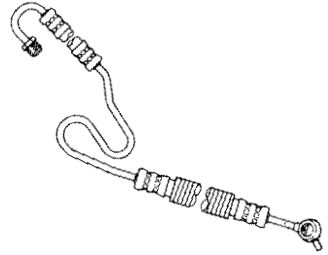
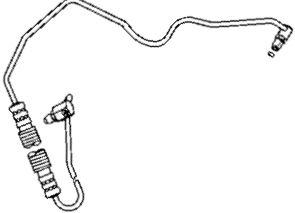
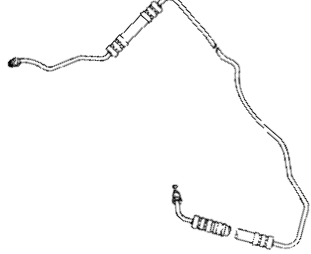
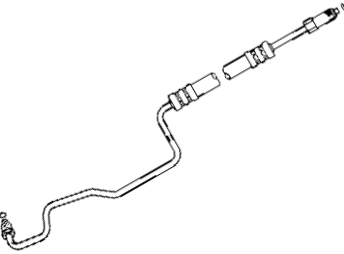
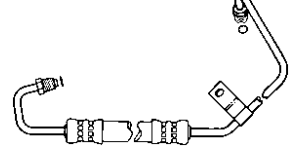
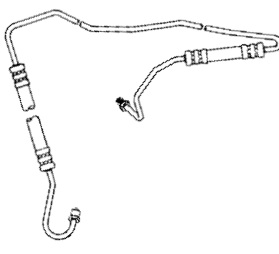
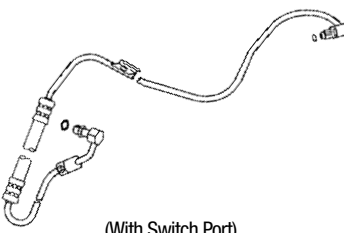
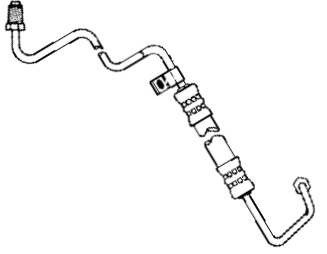


# Pressure Hose Illustration Guide

|                                      |
|--------------------------------------|
| SYSTEM<br>PUMP &<br>GEAR<br>IDENT.   |
| SYSTEM &<br>COM-<br>PONENT<br>IDENT. |
| PASS.<br>CARS                        |
| LIGHT<br>TRUCKS                      |
| MEDIUM/<br>HEAVY<br>TRUCKS           |
| BUSES                                |
| HOSE<br>NUMER-<br>ICAL               |
| REPAIR<br>KITS                       |
| KIT<br>NUMER-<br>ICAL                |

|  |         |   |         |   |         |
|--|---------|---|---------|---|---------|
| <b>91599</b><br><br>14mm Male "O" Ring x 16mm Banjo                         | 49 1/2" | <b>91604</b><br><br>(With Switch Port)<br>14mm Male Inv. Flare x<br>16mm Banjo                     | 82"     | <b>91609</b><br><br>12mm Male Captive "O" Ring x<br>14mm Male Inv. Flare | 71 3/8" |
| <b>91600</b><br><br>(With Switch Port)<br>14mm Male "O" Ring x 16mm Banjo   | 74 3/4" | <b>91605</b><br><br>16mm Banjo x 16mm Banjo  | 74 1/4" | <b>91612</b><br><br>14mm Male "O" Ring x 16mm Male Inv. Flare            | 53"     |
| <b>91601</b><br><br>(With Switch Port)<br>14mm Male "O" Ring x 16mm Banjo  | 77 1/8" | <b>91606</b><br><br>(With Switch Port)<br>16mm Banjo x 16mm Banjo                                 | 77"     | <b>91614</b><br><br>14mm Male "O" Ring x 16mm Male "O" Ring             | 53 1/4" |
| <b>91602</b><br><br>(With Switch Port)<br>14mm Male "O" Ring x 16mm Banjo | 74 3/4" | <b>91607</b><br><br>12mm Male Captive "O" Ring x<br>14mm Male Inv. Flare                         | 78"     | <b>91619</b><br><br>14mm Male "O" Ring x 16mm Male Inv. Flare          | 50"     |
| <b>91603</b><br><br>14mm Male Inv. Flare x 16mm Banjo                     | 80"     | <b>91608</b><br><br>(With Switch Port)<br>14mm Male Inv. Flare x<br>19mm Female Captive "O" Ring | 55"     | <b>91620</b><br><br>14mm Male Inv. Flare x 14mm Male Inv. Flare        | 72"     |

# Pressure Hose Illustration Guide

|   |  |  |
|---|--|--|
| <p><b>91621</b> 50"</p>  <p><b>14mm Male "O" Ring x 16mm Male Inv. Flare</b></p>         | <p><b>91630</b> 46 1/4"</p>  <p>(With Switch Port)<br/><b>16mm Male "O" Ring x 18mm Male "O" Ring</b></p>                       | <p><b>91636</b> 84"</p>  <p>(With Switch Port)<br/><b>3/8" Swivel "O" Ring (Type I) x 16mm Swivel "O" Ring</b></p>                |
| <p><b>91622</b> 54"</p>  <p><b>14mm Male "O" Ring x 16mm Banjo</b></p>                   | <p><b>91631</b> 39 7/16"</p>  <p><b>16mm Male "O" Ring x 18mm Male "O" Ring</b></p>   | <p><b>91637</b> 90 1/2"</p>  <p>(With Switch Port)<br/><b>5/16" Swivel "O" Ring (Type II) x 3/8" Swivel "O" Ring (Type I)</b></p> |
| <p><b>91624</b> 51"</p>  <p><b>14mm Male "O" Ring x 16mm Banjo</b></p>                  | <p><b>91632</b> 42 5/16"</p>  <p><b>16mm Banjo x 16mm Male Inv. Flare</b></p>  | <p><b>91638</b> 87 1/2"</p>  <p>(With Switch Port)<br/><b>3/8" Swivel "O" Ring (Type i) x 16mm Swivel "O" Ring</b></p>           |
| <p><b>91626</b> 77 1/2"</p>  <p><b>14mm Male Inv. Flare x 16mm Male "O" Ring</b></p>   | <p><b>91633</b> 46 1/4"</p>  <p><b>16mm Male "O" Ring x 18mm Male "O" Ring</b></p>  | <p><b>91643</b> 43 1/16"</p>  <p><b>16mm Male "O" Ring x 18mm Male "O" Ring</b></p>   |
| <p><b>91627</b> 83 1/2"</p>  <p><b>14mm Male Inv. Flare x 14mm Male Inv. Flare</b></p> | <p><b>91635</b> 84"</p>  <p>(With Switch Port)<br/><b>5/16" Swivel "O" Ring (Type II) x 3/8" Swivel "O" Ring (Type I)</b></p> | <p><b>91644</b> 44 1/2"</p>  <p><b>16mm Male "O" Ring x 18mm Male "O" Ring</b></p>  |

SYSTEM  
PUMP &  
GEAR  
IDENT.

SYSTEM &  
COM-  
PONENT  
IDENT.

PASS.  
CARS

LIGHT  
TRUCKS

MEDIUM/  
HEAVY  
TRUCKS

BUSES

HOSE  
NUMER-  
ICAL

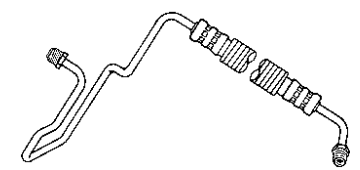

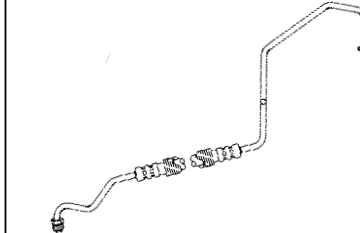
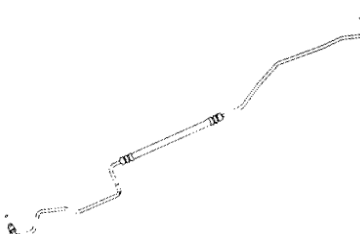
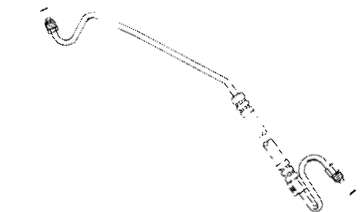
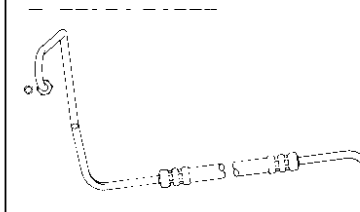
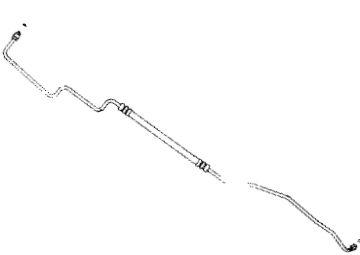

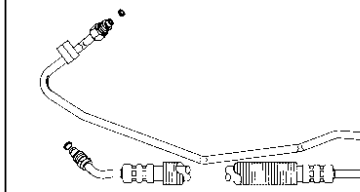
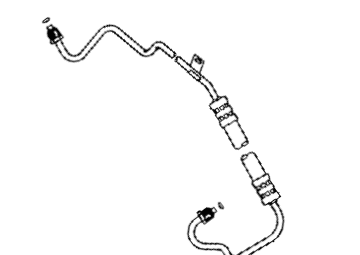
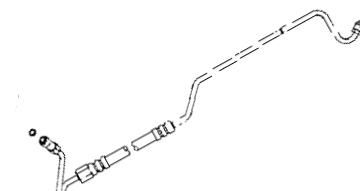
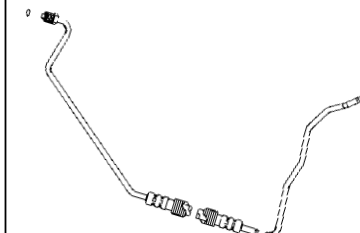
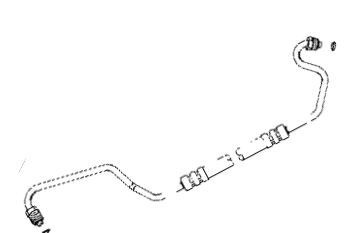
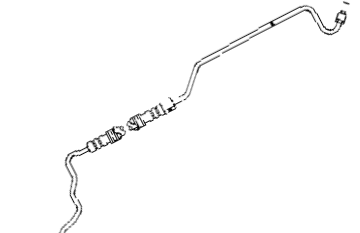
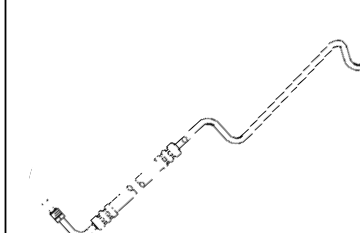
REPAIR  
KITS

KIT  
NUMER-  
ICAL

ILLUST-  
RATIONS

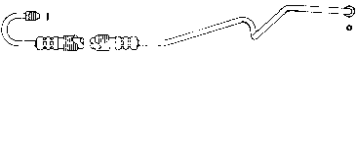
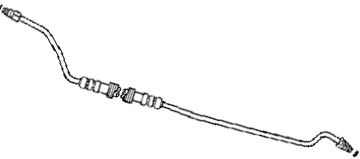
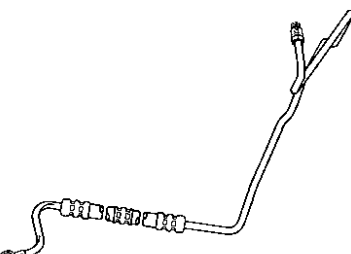

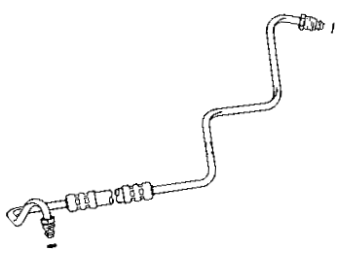
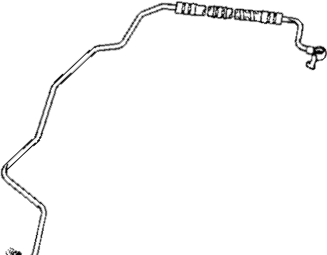
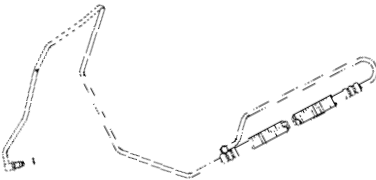
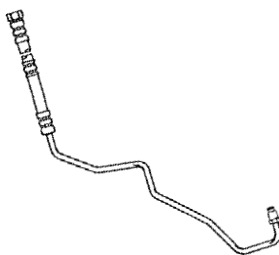
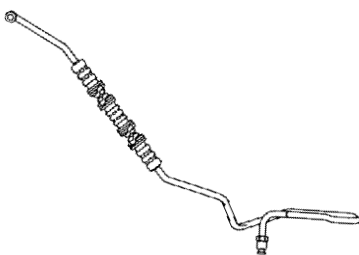

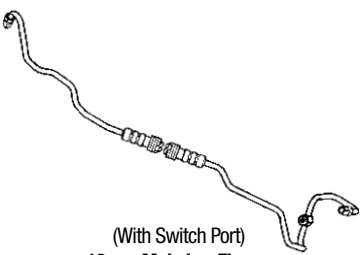
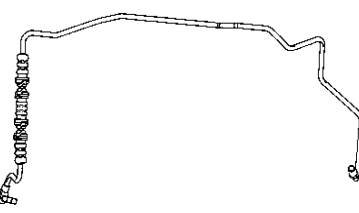
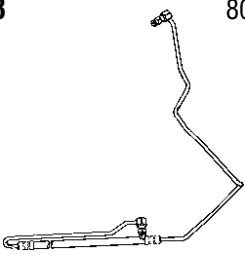
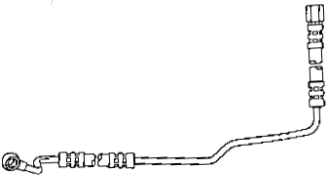
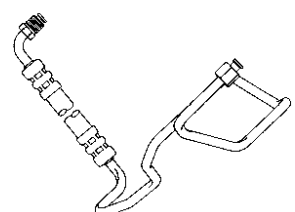
# Pressure Hose Illustration Guide

|                                      |
|--------------------------------------|
| SYSTEM<br>PUMP &<br>GEAR<br>IDENT.   |
| SYSTEM &<br>COM-<br>PONENT<br>IDENT. |
| PASS.<br>CARS                        |
| LIGHT<br>TRUCKS                      |
| MEDIUM/<br>HEAVY<br>TRUCKS           |
| BUSES                                |
| HOSE<br>NUMER-<br>ICAL               |
| REPAIR<br>KITS                       |
| KIT<br>NUMER-<br>ICAL                |

|   |         |  |           |   |           |
|---|---------|--|-----------|---|-----------|
| <b>91645</b><br><br><b>16mm Male Inv. Flare x 16mm Male Inv. Flare</b> | 55 7/8" | <b>91654</b><br><br><b>(With Switch Port)</b><br><b>16mm Male "O" Ring x 18mm Male "O" Ring</b>   | 40 5/16"  | <b>91659</b><br><br><b>16mm Male "O" Ring x 18mm Male "O" Ring</b>   | 44 3/16"  |
| <b>91646</b><br><br><b>16mm Male "O" Ring x 18mm Male "O" Ring</b>     | 59 1/2" | <b>91655</b><br><br><b>(With Switch Port)</b><br><b>16mm Male "O" Ring x 18mm Male "O" Ring</b>   | 39 3/4"   | <b>91660</b><br><br><b>16mm Male "O" Ring x 18mm Male "O" Ring</b>   | 43 9/16"  |
| <b>91647</b><br><br><b>16mm Male "O" Ring x 18mm Male "O" Ring</b>    | 61 1/2" | <b>91656</b><br><br><b>(With Switch Port)</b><br><b>16mm Male "O" Ring x 18mm Male "O" Ring</b>  | 34 15/16" | <b>91661</b><br><br><b>(With Switch Port)</b><br><b>5/16" Swivel "O" Ring (Type II) x</b><br><b>3/8" Swivel "O" Ring (Type i)</b> | 82 15/16" |
| <b>91650</b><br><br><b>16mm Male "O" Ring x 18mm Male "O" Ring</b>   | 53 3/4" | <b>91657</b><br><br><b>(With Switch Port)</b><br><b>16mm Male "O" Ring x 18mm Male "O" Ring</b> | 43 1/2"   | <b>91662</b><br><br><b>16mm Male "O" Ring x 18mm Male "O" Ring</b>   | 47 9/16"  |
| <b>91651</b><br><br><b>16mm Male "O" Ring x 18mm Male "O" Ring</b>   | 41 1/4" | <b>91658</b><br><br><b>(With Switch Port)</b><br><b>16mm Male "O" Ring x 18mm Male "O" Ring</b> | 49 15/16" | <b>91665</b><br><br><b>16mm Male "O" Ring x 18mm Male "O" Ring</b>   | 42 3/4"   |

ILLUSTRATIONS

# Pressure Hose Illustration Guide

|   |   |  |
|---|---|--|
| <p><b>91666</b> 55 3/16"</p>  <p>16mm Male "O" Ring x 18mm Male "O" Ring</p>   | <p><b>91674</b> 76 3/16"</p>  <p>16mm Male "O" Ring x 18mm Male "O" Ring</p>                                   | <p><b>91679</b> 62"</p>  <p>16mm Banjo x 16mm Male Inv. Flare</p>                 |
| <p><b>91668</b> 46 3/4"</p>  <p>14mm Banjo x 14mm Male "O" Ring</p>  | <p><b>91675</b> 45 5/16"</p>  <p>16mm Male "O" Ring x 18mm Male "O" Ring</p>                                   | <p><b>91680</b> 58 7/8"</p>  <p>16mm Banjo x 16mm Male Inv. Flare</p>             |
| <p><b>91669</b> 94 3/8"</p>  <p>(With Switch Port)<br/>3/8" Swivel "O" Ring (Type I) x<br/>16mm Swivel "O" Ring</p> | <p><b>91676</b> 34 13/16"</p>  <p>16mm Female Inv. Flare x 16mm Male Inv. Flare</p>                           | <p><b>91681</b> 60"</p>  <p>16mm Male Inv. Flare x 16mm Male Inv. Flare</p>      |
| <p><b>91672</b> 72 1/4"</p>  <p>16mm Female Inv. Flare x<br/>16mm Male "O" Ring</p>                                | <p><b>91677</b> 56 15/16"</p>  <p>(With Switch Port)<br/>16mm Male Inv. Flare x<br/>16mm Male Inv. Flare</p> | <p><b>91682</b> 67 11/16"</p>  <p>16mm Banjo x 16mm Male Inv. Flare</p>         |
| <p><b>91673</b> 80 1/2"</p>  <p>(With Switch Port)<br/>16mm Swivel "O" Ring x<br/>16mm Swivel "O" Ring</p>         | <p><b>91678</b> 43 1/8"</p>  <p>16mm Banjo x 16mm Female "O" Ring</p>  | <p><b>91683</b> 44 11/16"</p>  <p>16mm Female S.A.E. x 16mm Male Inv. Flare</p> |

SYSTEM  
PUMP &  
GEAR  
IDENT.

SYSTEM &  
COM-  
PONENT  
IDENT.

PASS.  
CARS

LIGHT  
TRUCKS

MEDIUM/  
HEAVY  
TRUCKS

BUSES

HOSE  
NUMER-  
ICAL

REPAIR  
KITS

KIT  
NUMER-  
ICAL

ILLUST-  
RATIONS



# Pressure Hose Illustration Guide

SYSTEM  
PUMP &  
GEAR  
IDENT.

SYSTEM &  
COM-  
PONENT  
IDENT.

PASS.  
CARS

LIGHT  
TRUCKS

MEDIUM/  
HEAVY  
TRUCKS

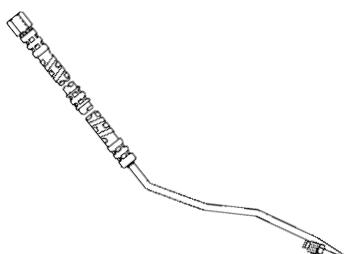
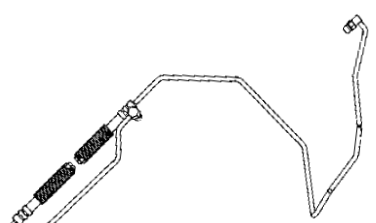
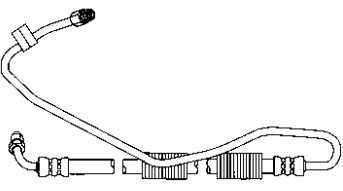
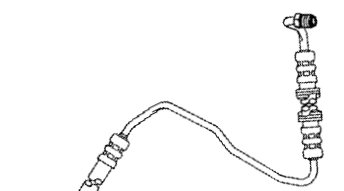
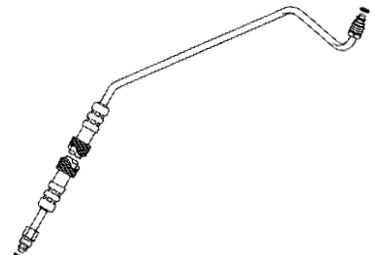
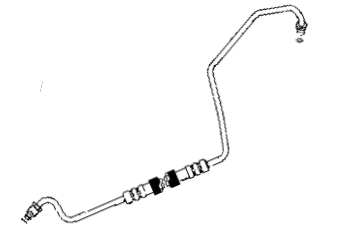
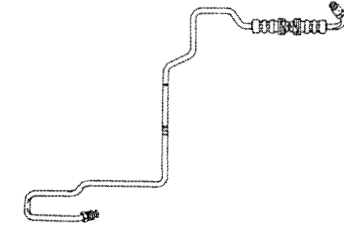
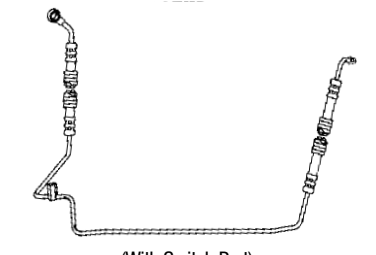
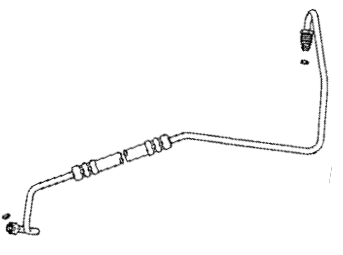
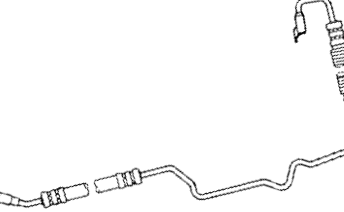
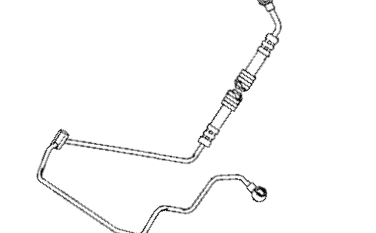
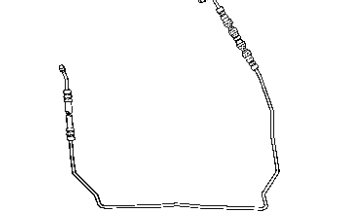
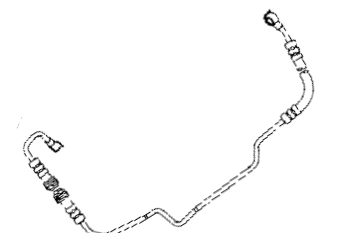
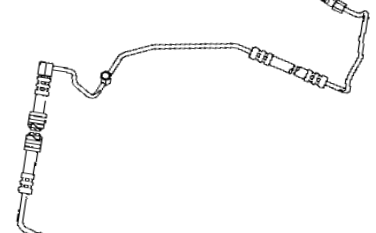
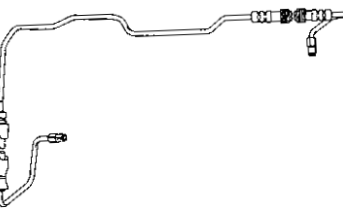
BUSES

HOSE  
NUMER-  
ICAL

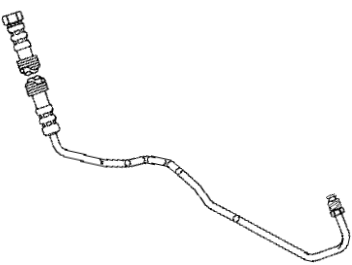
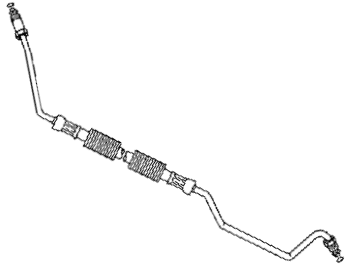
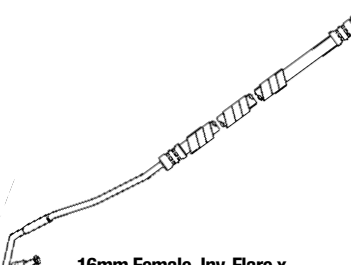
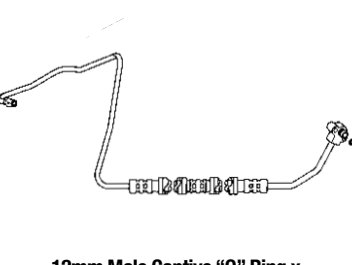
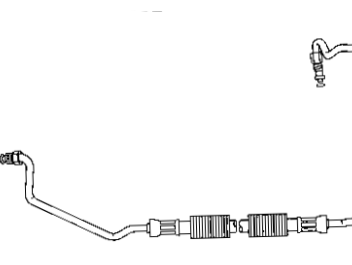
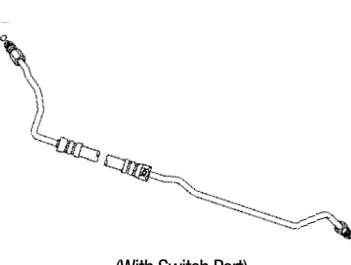
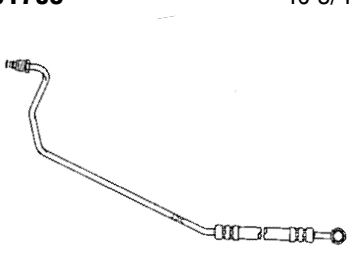
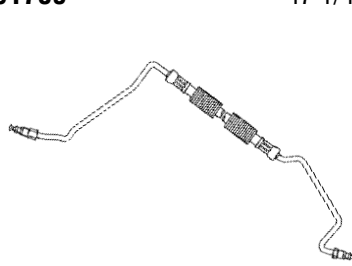
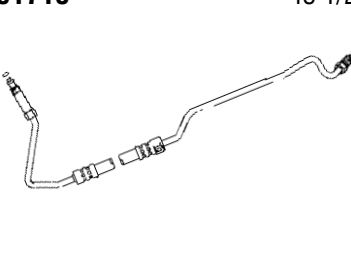
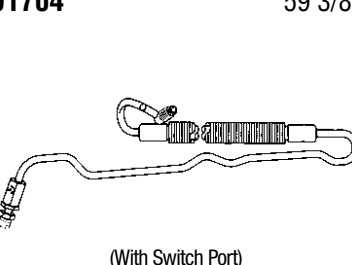
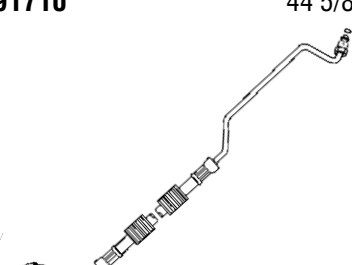
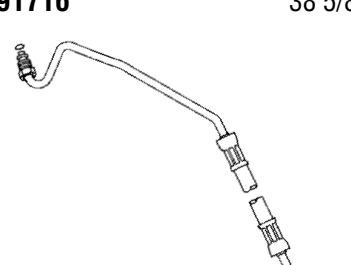
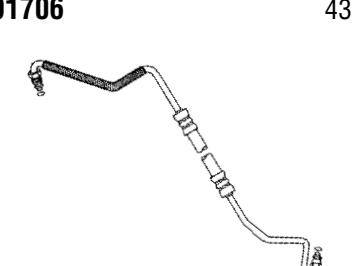
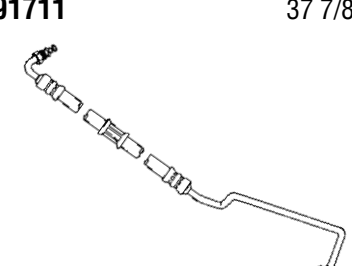
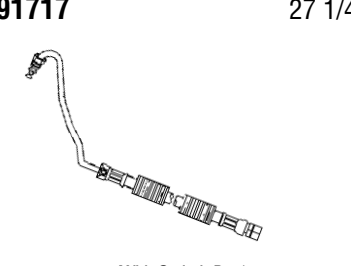
REPAIR  
KITS

KIT  
NUMER-  
ICAL

ILLUST-  
RATIONS

|   |           |   |           |   |           |
|---|-----------|---|-----------|---|-----------|
| <b>91684</b>  | 46 1/2"   | <b>91689</b>  | 92 5/8"   | <b>91695</b>  | 79 3/4"   |
|    |           |    |           |    |           |
| 16mm Female "O" Ring x<br>16mm Male Inv. Flare                                      |           | (With Switch Port)<br>16mm Swivel "O" Ring x<br>16mm Swivel "O" Ring                |           | (With Switch Port)<br>5/16" Long Swivel "O" Ring x<br>16mm Swivel "O" Ring            |           |
| <b>91685</b>  | 47 11/16" | <b>91691</b>  | 33 1/4"   | <b>91696</b>  | 46 15/16" |
|    |           |    |           |    |           |
| 14mm Male "O" Ring x<br>16mm Male Inv. Flare  |           | 16mm Male "O" Ring x 18mm Male "O" Ring   |           | 16mm Male "O" Ring x 18mm Male "O" Ring   |           |
| <b>91686</b>  | 55 5/8"   | <b>91692</b>  | 77 1/4"   | <b>91697</b>  | 51 1/2"   |
|   |           |   |           |   |           |
| 16mm Male Inv. Flare x 16mm Male Inv. Flare   |           | (With Switch Port)<br>14mm Male Inv. Flare x 16mm Banjo                             |           | 16mm Male "O" Ring x 18mm Male "O" Ring   |           |
| <b>91687</b>  | 59 1/2"   | <b>91693</b>  | 71 13/16" | <b>91698</b>  | 99 3/16"  |
|  |           |  |           |  |           |
| 16mm Banjo x 16mm Banjo   |           | (With Switch Port)<br>16mm Banjo x 16mm Banjo                                       |           | 16mm Male Inv. Flare x<br>16mm Male Inv. Flare  |           |
| <b>91688</b>  | 55 15/16" | <b>91694</b>  | 72 3/8"   | <b>91699</b>  | 89 13/16" |
|  |           |  |           |  |           |
| 16mm Banjo x 16mm Banjo   |           | (With Switch Port)<br>14mm Male "O" Ring x 16mm Banjo                               |           | 16mm Male Inv. Flare x 16mm Male Inv. Flare   |           |

# Pressure Hose Illustration Guide

|  |  |   |
|--|--|---|
| <p><b>91700</b> <span style="float: right;">33 3/8"</span></p>  <p><b>16mm Female Inv. Flare x 16mm Male Inv. Flare</b></p>                                 | <p><b>91707</b> <span style="float: right;">43 3/8"</span></p>  <p><b>16mm Male "O" Ring x 18mm Male "O" Ring</b></p>   | <p><b>91712</b> <span style="float: right;">46 3/4"</span></p>  <p><b>16mm Female Inv. Flare x 16mm Male Inv. Flare</b></p>                      |
| <p><b>91702</b> <span style="float: right;">54 3/8"</span></p>  <p><b>12mm Male Captive "O" Ring x 14mm Male Inv. Flare</b></p>                             | <p><b>91708</b> <span style="float: right;">50 1/4"</span></p>  <p><b>16mm Male "O" Ring x 18mm Male "O" Ring</b></p>   | <p><b>91713</b> <span style="float: right;">43 3/4"</span></p>  <p>(With Switch Port)<br/><b>16mm Male "O" Ring x 18mm Male "O" Ring</b></p>     |
| <p><b>91703</b> <span style="float: right;">40 3/4"</span></p>  <p><b>16mm Banjo x 18mm Male "O" Ring</b></p>  | <p><b>91709</b> <span style="float: right;">47 1/4"</span></p>  <p><b>16mm Male "O" Ring x 18mm Male "O" Ring</b></p>  | <p><b>91715</b> <span style="float: right;">43 1/2"</span></p>  <p>(With Switch Port)<br/><b>16mm Male "O" Ring x 18mm Male "O" Ring</b></p>    |
| <p><b>91704</b> <span style="float: right;">59 3/8"</span></p>  <p>(With Switch Port)<br/><b>3/8" Swivel "O" Ring (Type I) x 16mm Swivel "O" Ring</b></p> | <p><b>91710</b> <span style="float: right;">44 5/8"</span></p>  <p><b>16mm Male "O" Ring x 18mm Male "O" Ring</b></p> | <p><b>91716</b> <span style="float: right;">38 5/8"</span></p>  <p><b>16mm Male "O" Ring x 18mm Male "O" Ring</b></p>                          |
| <p><b>91706</b> <span style="float: right;">43"</span></p>  <p><b>16mm Male "O" Ring x 18mm Male "O" Ring</b></p>   | <p><b>91711</b> <span style="float: right;">37 7/8"</span></p>  <p><b>16mm Male "O" Ring x 18mm Male "O" Ring</b></p> | <p><b>91717</b> <span style="float: right;">27 1/4"</span></p>  <p>(With Switch Port)<br/><b>16mm Female "O" Ring x 18mm Male "O" Ring</b></p> |

SYSTEM  
PUMP &  
GEAR  
IDENT.

SYSTEM &  
COM-  
PONENT  
IDENT.

PASS.  
CARS

LIGHT  
TRUCKS

MEDIUM/  
HEAVY  
TRUCKS

BUSES

HOSE  
NUMER-  
ICAL

REPAIR  
KITS

KIT  
NUMER-  
ICAL

ILLUST-  
RATIONS

# Pressure Hose Illustration Guide

SYSTEM  
PUMP &  
GEAR  
IDENT.

SYSTEM &  
COM-  
PONENT  
IDENT.

PASS.  
CARS

LIGHT  
TRUCKS

MEDIUM/  
HEAVY  
TRUCKS

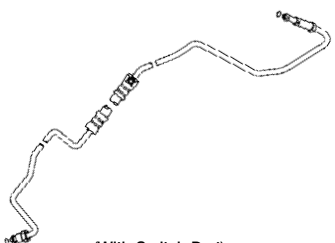
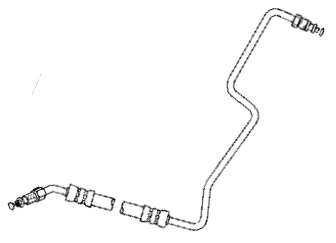
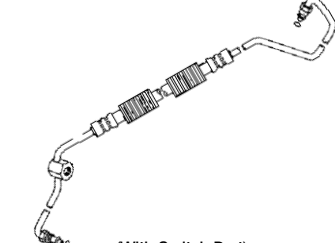
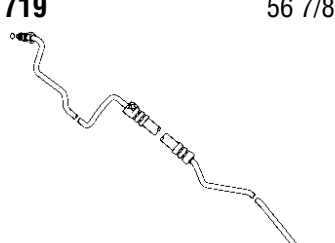
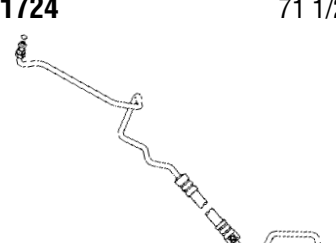
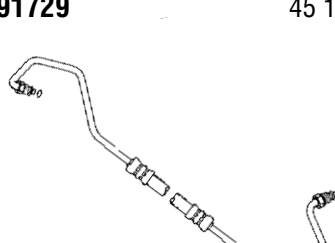
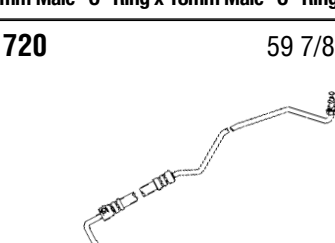
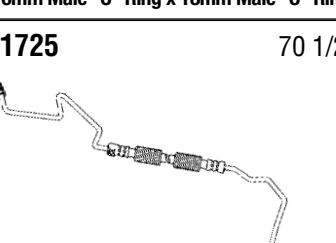
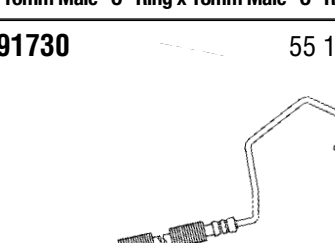
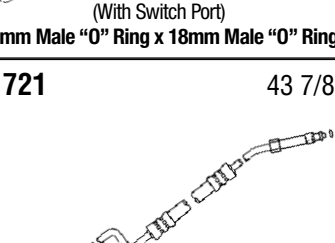
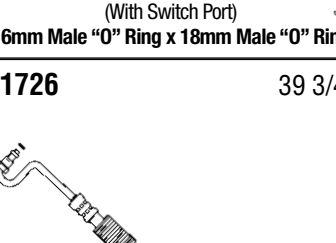
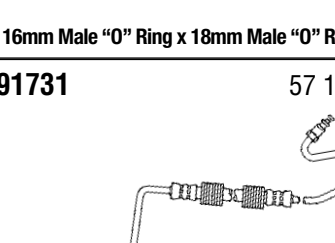
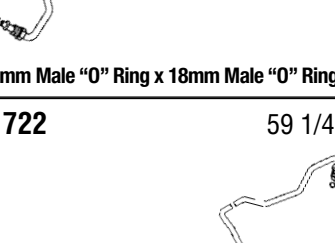
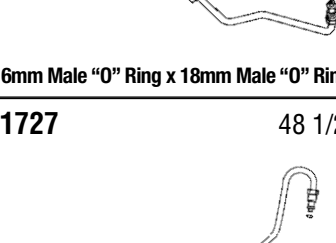
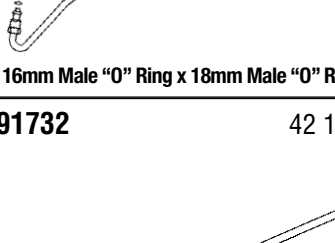
BUSES

HOSE  
NUMER-  
ICAL

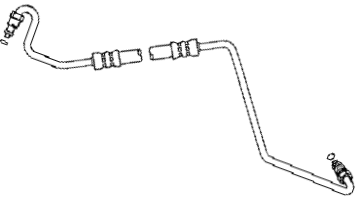
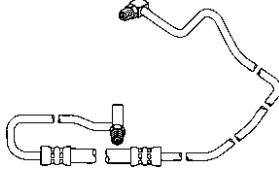
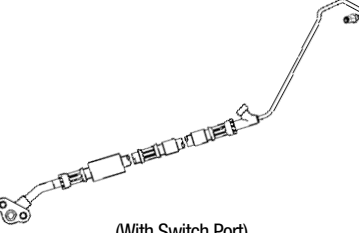
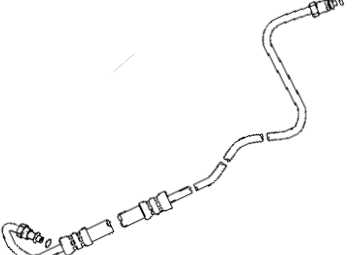
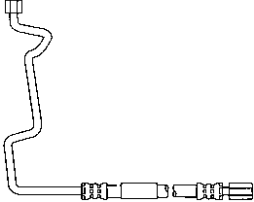
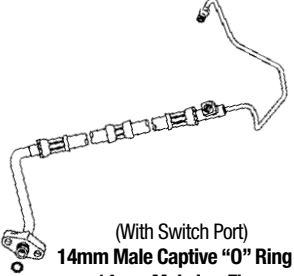
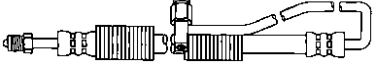
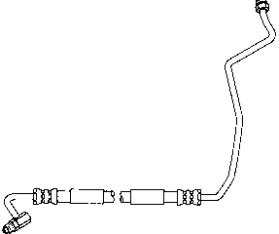
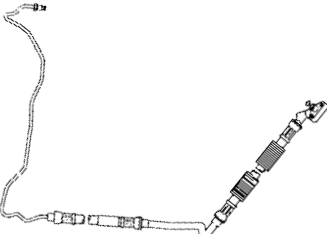
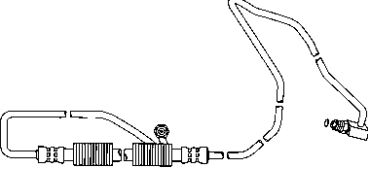
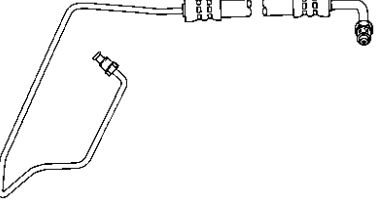

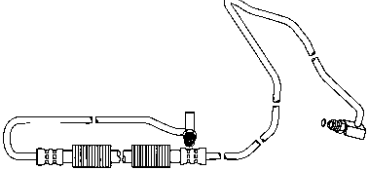
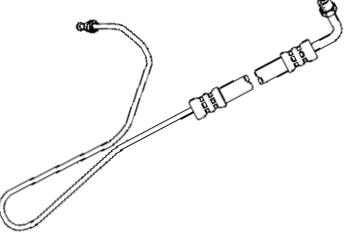
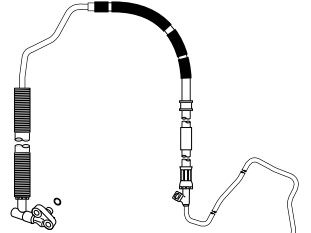
REPAIR  
KITS

KIT  
NUMER-  
ICAL

ILLUST-  
RATIONS

|  |                |  |                |   |                |
|--|----------------|--|----------------|---|----------------|
| <b>91718</b><br><br><br>(With Switch Port)<br><b>16mm Male "O" Ring x 18mm Male "O" Ring</b>  | <b>60 7/8"</b> | <b>91723</b><br><br><br><b>16mm Male "O" Ring x 18mm Male "O" Ring</b>                        | <b>43 5/8"</b> | <b>91728</b><br><br><br>(With Switch Port)<br><b>16mm Male "O" Ring x 18mm Male "O" Ring</b> | <b>49 3/8"</b> |
| <b>91719</b><br><br><br>(With Switch Port)<br><b>16mm Male "O" Ring x 18mm Male "O" Ring</b>  | <b>56 7/8"</b> | <b>91724</b><br><br><br>(With Switch Port)<br><b>16mm Male "O" Ring x 18mm Male "O" Ring</b>  | <b>71 1/2"</b> | <b>91729</b><br><br><br><b>16mm Male "O" Ring x 18mm Male "O" Ring</b>                       | <b>45 1/8"</b> |
| <b>91720</b><br><br><br>(With Switch Port)<br><b>16mm Male "O" Ring x 18mm Male "O" Ring</b> | <b>59 7/8"</b> | <b>91725</b><br><br><br>(With Switch Port)<br><b>16mm Male "O" Ring x 18mm Male "O" Ring</b> | <b>70 1/2"</b> | <b>91730</b><br><br><br><b>16mm Male "O" Ring x 18mm Male "O" Ring</b>                      | <b>55 1/2"</b> |
| <b>91721</b><br><br><br><b>16mm Male "O" Ring x 18mm Male "O" Ring</b>                      | <b>43 7/8"</b> | <b>91726</b><br><br><br><b>16mm Male "O" Ring x 18mm Male "O" Ring</b>                      | <b>39 3/4"</b> | <b>91731</b><br><br><br><b>16mm Male "O" Ring x 18mm Male "O" Ring</b>                     | <b>57 1/4"</b> |
| <b>91722</b><br><br><br><b>16mm Male "O" Ring x 18mm Male "O" Ring</b>                      | <b>59 1/4"</b> | <b>91727</b><br><br><br><b>16mm Male "O" Ring x 18mm Male "O" Ring</b>                      | <b>48 1/2"</b> | <b>91732</b><br><br><br><b>16mm Male "O" Ring x 18mm Male "O" Ring</b>                     | <b>42 1/4"</b> |

# Pressure Hose Illustration Guide

|   |  |   |
|---|--|---|
| <p><b>91733</b> 43 1/4"</p>  <p>16mm Male "O" Ring x 18mm Male "O" Ring</p>  | <p><b>91738</b> 73 3/4"</p>  <p>(With Switch Port)<br/>16mm Long Swivel "O" Ring x<br/>16mm Swivel "O" Ring</p> | <p><b>91745</b> 70 3/4"</p>  <p>(With Switch Port)<br/>12mm Male Captive "O" Ring x<br/>14mm Male Inv. Flare</p>   |
| <p><b>91734</b> 48 3/8"</p>  <p>16mm Male "O" Ring x 18mm Male "O" Ring</p>  | <p><b>91739</b> 39 5/8"</p>  <p>16mm Female Inv. Flare x 16mm Female S.A.E.</p>                                 | <p><b>91746</b> 59"</p>  <p>(With Switch Port)<br/>14mm Male Captive "O" Ring x<br/>14mm Male Inv. Flare</p>       |
| <p><b>91735</b> 53 3/4"</p>  <p>(With Switch Port)<br/>5/16" Long Swivel "O" Ring x<br/>16mm Swivel "O" Ring</p> | <p><b>91740</b> 39 1/8"</p>  <p>16mm Swivel "O" Ring x<br/>16mm Swivel "O" Ring</p>                            | <p><b>91747</b> 91 1/4"</p>  <p>12mm Male Captive "O" Ring x<br/>14mm Male Inv. Flare</p>                         |
| <p><b>91736</b> 98"</p>  <p>16mm Long Swivel "O" Ring x<br/>16mm Swivel "O" Ring</p>                             | <p><b>91743</b> 43 3/4"</p>  <p>5/16" Male Inv. Flare x 16mm Swivel "O" Ring</p>                              | <p><b>91748</b> 99 3/8"</p>  <p>(With Switch Port)<br/>12mm Male Captive "O" Ring x<br/>14mm Male Inv. Flare</p> |
| <p><b>91737</b> 92 5/8"</p>  <p>(With Switch Port)<br/>16mm Long Swivel "O" Ring x<br/>16mm Swivel "O" Ring</p>  | <p><b>91744</b> 45 1/4"</p>  <p>5/16" Male Inv. Flare x<br/>16mm Swivel "O" Ring</p>                          | <p><b>91749</b> 90 5/8"</p>  <p>(With Switch Port)<br/>12mm Male Captive "O" Ring x<br/>14mm Male Inv. Flare</p> |

SYSTEM  
PUMP &  
GEAR  
IDENT.

SYSTEM &  
COM-  
PONENT  
IDENT.

PASS.  
CARS

LIGHT  
TRUCKS

MEDIUM/  
HEAVY  
TRUCKS

BUSES

HOSE  
NUMER-  
ICAL

REPAIR  
KITS

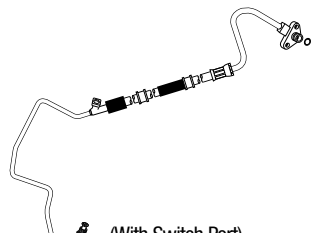
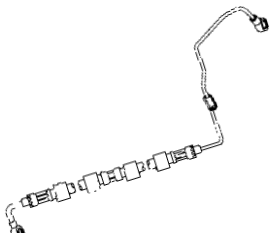

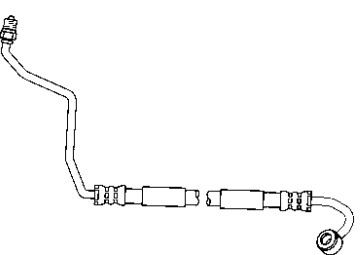

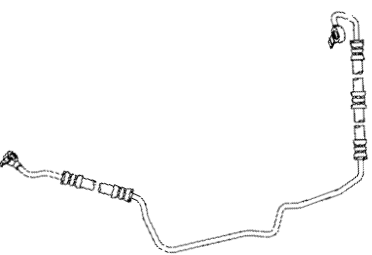
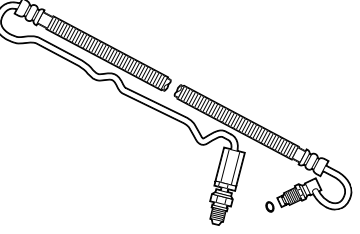
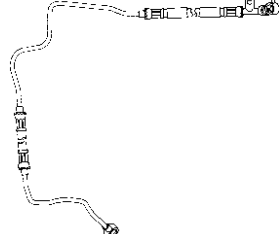

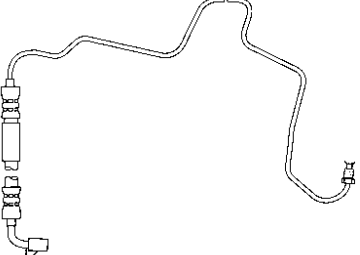
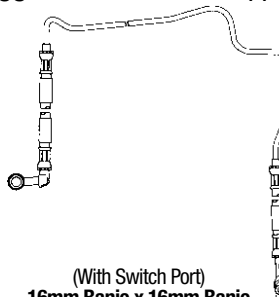
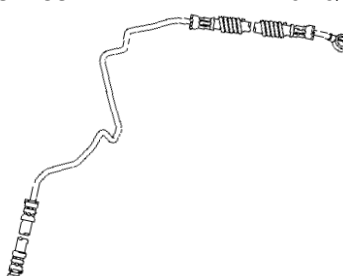
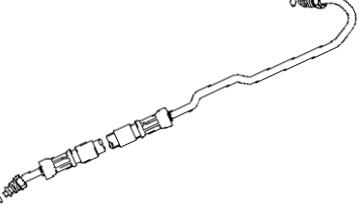
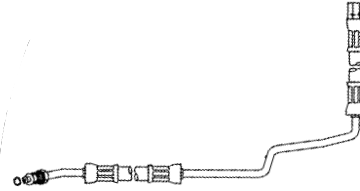
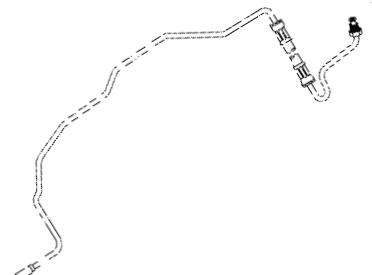
KIT  
NUMER-  
ICAL

ILLUST-  
RATIONS

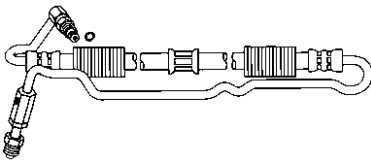
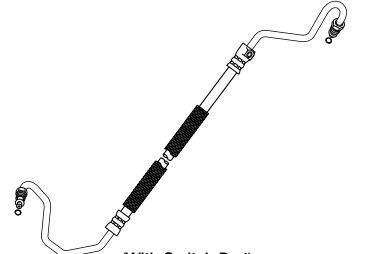
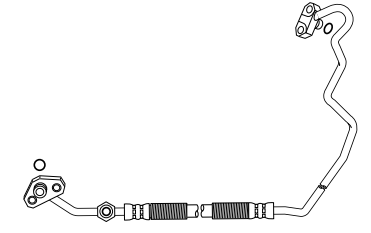
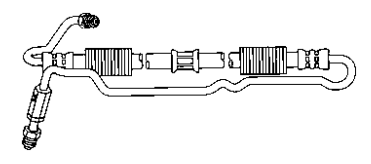
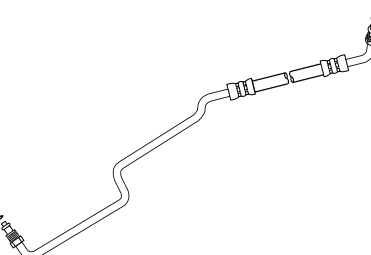
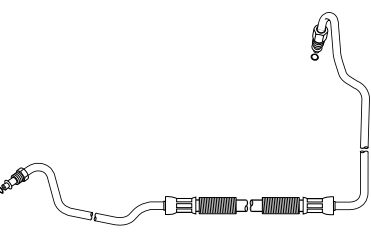
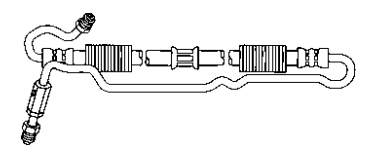
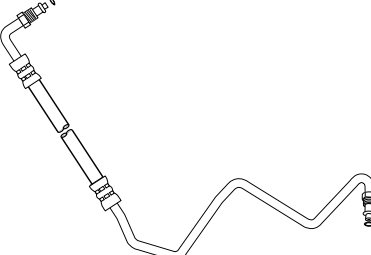
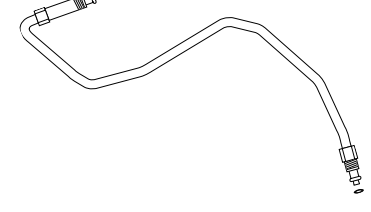
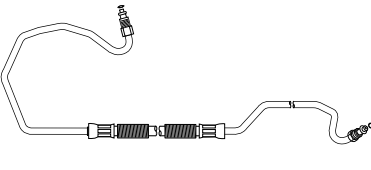
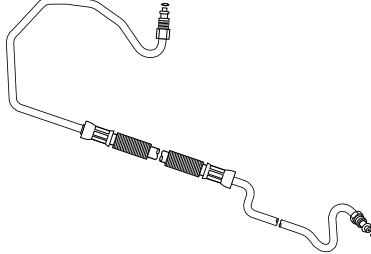
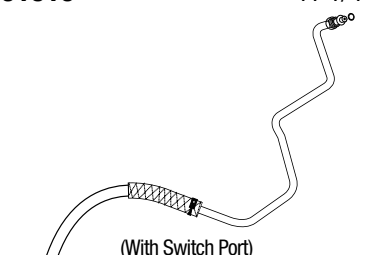
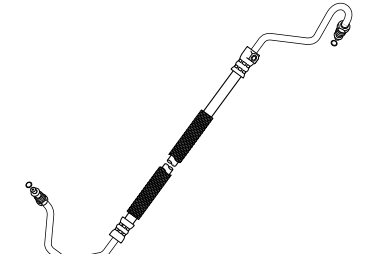
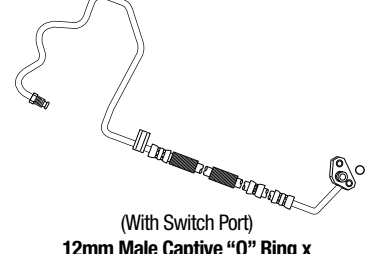
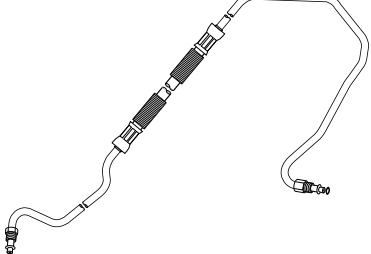


# Pressure Hose Illustration Guide

|                                      |
|--------------------------------------|
| SYSTEM<br>PUMP &<br>GEAR<br>IDENT.   |
| SYSTEM &<br>COM-<br>PONENT<br>IDENT. |
| PASS.<br>CARS                        |
| LIGHT<br>TRUCKS                      |
| MEDIUM/<br>HEAVY<br>TRUCKS           |
| BUSES                                |
| HOSE<br>NUMER-<br>ICAL               |
| REPAIR<br>KITS                       |
| KIT<br>NUMER-<br>ICAL                |

|   |                |   |                |   |                |
|---|----------------|---|----------------|---|----------------|
| <b>91750</b><br><br>(With Switch Port)<br><b>14mm Male Captive "O" Ring x<br/>14mm Male Inv. Flare</b> | <b>66 1/4"</b> | <b>91755</b><br><br>(With Switch Port)<br><b>14mm Banjo x 16mm Banjo</b>         | <b>48 3/8"</b> | <b>91760</b><br><br><b>16mm Male Inv. Flare x 16mm Male Inv. Flare</b> | <b>82"</b>     |
| <b>91751</b><br><br><b>14mm Banjo x 16mm Swivel "O" Ring</b>   | <b>39"</b>     | <b>91756</b><br><br>(With Switch Port)<br><b>14mm Male "O" Ring x 16mm Banjo</b> | <b>79 1/2"</b> | <b>91761</b><br><br><b>16mm Banjo x 16mm Banjo</b>                     | <b>59 3/4"</b> |
| <b>91752</b><br><br><b>14mm Banjo x 14mm Male "O" Ring</b>  | <b>43 5/8"</b> | <b>91757</b><br><br>(With Switch Port)<br><b>16mm Banjo x 16mm Banjo</b>        | <b>76 1/4"</b> | <b>91762</b><br><br><b>16mm Banjo x 16mm Female Inv. Flare</b>        | <b>57 5/8"</b> |
| <b>91753</b><br><br><b>14mm Banjo x 14mm Male Inv. Flare</b>   | <b>73 1/2"</b> | <b>91758</b><br><br>(With Switch Port)<br><b>16mm Banjo x 16mm Banjo</b>       | <b>77 3/8"</b> | <b>91763</b><br><br><b>16mm Banjo x 16mm Female "O" Ring</b>         | <b>57 5/8"</b> |
| <b>91754</b><br><br><b>16mm Male "O" Ring x 18mm Male "O" Ring</b>                                   | <b>38 3/4"</b> | <b>91759</b><br><br><b>16mm Female "O" Ring x 16mm Male "O" Ring</b>           | <b>41"</b>     | <b>91764</b><br><br><b>16mm Banjo x 16mm Male Inv. Flare</b>         | <b>49 1/2"</b> |

# Pressure Hose Illustration Guide

|   |  |  |
|---|--|--|
| <p><b>91765</b> <span style="float: right;">62 3/4"</span></p>  <p style="text-align: center;">(With Switch Port)<br/>3/8" Swivel "O" Ring (Type I) x<br/>16mm Swivel "O" Ring</p> | <p><b>91780</b> <span style="float: right;">53"</span></p>  <p style="text-align: center;">(With Switch Port)<br/>16mm Male "O" Ring x 18mm Male "O" Ring</p>                     | <p><b>91798</b> <span style="float: right;">51 1/4"</span></p>  <p style="text-align: center;">(With Switch Port)<br/>12mm Male Captive "O" Ring x<br/>12mm Male Captive "O" Ring</p> |
| <p><b>91766</b> <span style="float: right;">62 3/4"</span></p>  <p style="text-align: center;">(With Switch Port)<br/>16mm Swivel "O" Ring x<br/>16mm Swivel "O" Ring</p>          | <p><b>91781</b> <span style="float: right;">41 1/2"</span></p>  <p style="text-align: center;">16mm Male "O" Ring x 18mm Male "O" Ring</p>  | <p><b>91808</b> <span style="float: right;">49 1/2"</span></p>  <p style="text-align: center;">16mm Male "O" Ring x 18mm Male "O" Ring</p>  |
| <p><b>91767</b> <span style="float: right;">62 3/4"</span></p>  <p style="text-align: center;">(With Switch Port)<br/>16mm Swivel "O" Ring x<br/>16mm Swivel "O" Ring</p>         | <p><b>91783</b> <span style="float: right;">43"</span></p>  <p style="text-align: center;">16mm Male "O" Ring x 18mm Male "O" Ring</p>   | <p><b>91809</b> <span style="float: right;">30 5/8"</span></p>  <p style="text-align: center;">16mm Male "O" Ring x 18mm Male "O" Ring</p>   |
| <p><b>91778</b> <span style="float: right;">65 1/4"</span></p>  <p style="text-align: center;">16mm Male "O" Ring x 18mm Male "O" Ring</p>                                       | <p><b>91796</b> <span style="float: right;">64 3/4"</span></p>  <p style="text-align: center;">16mm Male "O" Ring x 18mm Male "O" Ring</p>                                      | <p><b>91810</b> <span style="float: right;">41 1/4"</span></p>  <p style="text-align: center;">(With Switch Port)<br/>16mm Female "O" Ring x<br/>18mm Male "O" Ring</p>             |
| <p><b>91779</b> <span style="float: right;">49 1/2"</span></p>  <p style="text-align: center;">(With Switch Port)<br/>16mm Male "O" Ring x 18mm Male "O" Ring</p>                | <p><b>91797</b> <span style="float: right;">66 1/4"</span></p>  <p style="text-align: center;">(With Switch Port)<br/>12mm Male Captive "O" Ring x<br/>14mm Male Inv. Flare</p> | <p><b>91811</b> <span style="float: right;">60 1/4"</span></p>  <p style="text-align: center;">16mm Male "O" Ring x 18mm Male "O" Ring</p>  |

SYSTEM  
PUMP &  
GEAR  
IDENT.

SYSTEM &  
COM-  
PONENT  
IDENT.

PASS.  
CARS

LIGHT  
TRUCKS

MEDIUM/  
HEAVY  
TRUCKS

BUSES

HOSE  
NUMER-  
ICAL

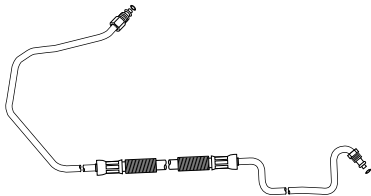
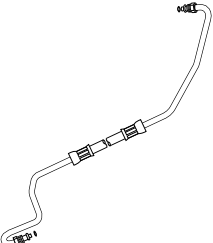
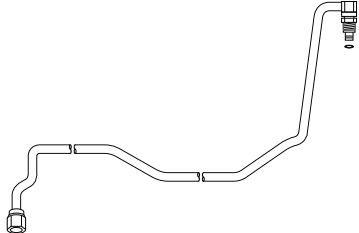
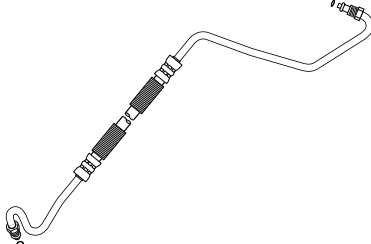
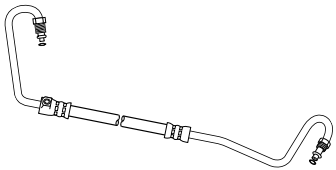
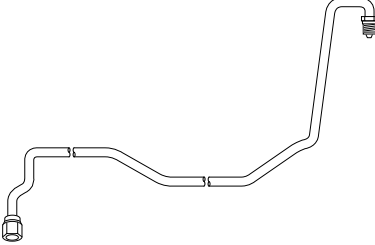
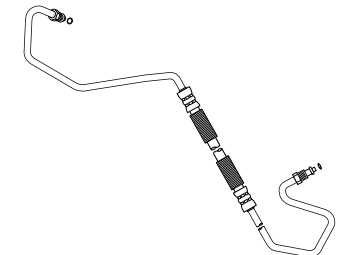
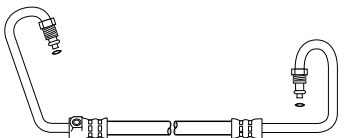
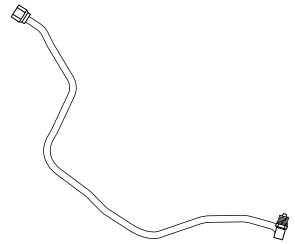
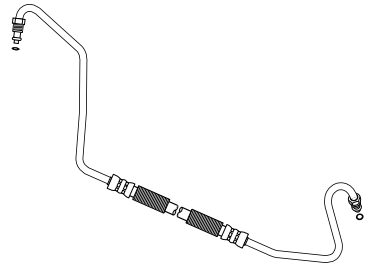
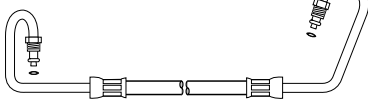
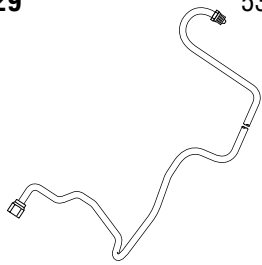
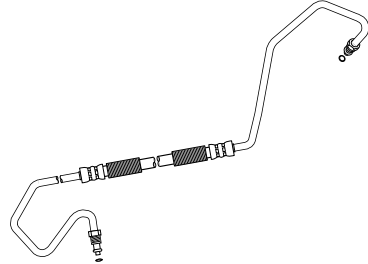
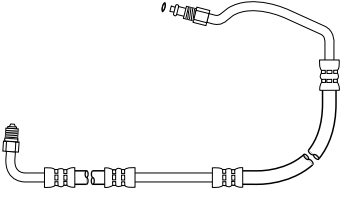
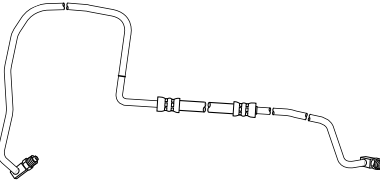

REPAIR  
KITS

KIT  
NUMER-  
ICAL

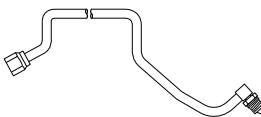
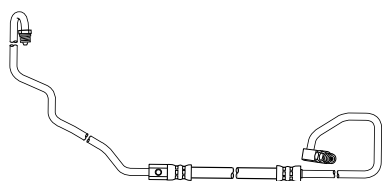
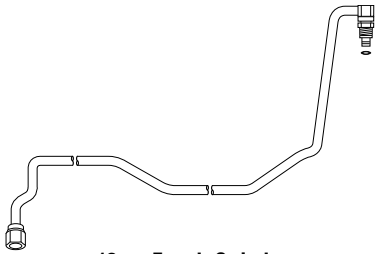
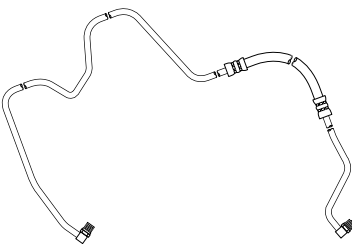
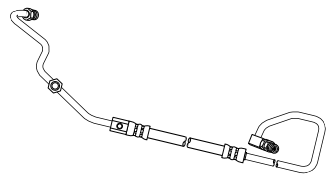
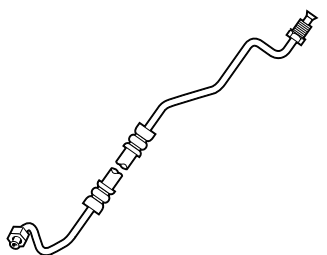
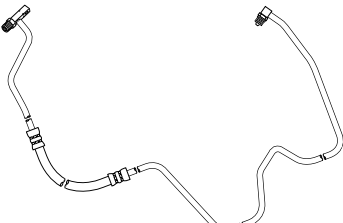
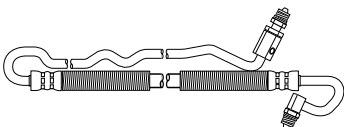
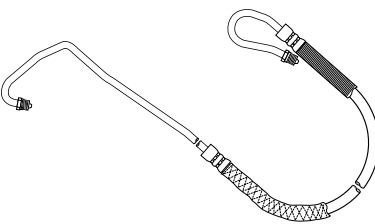
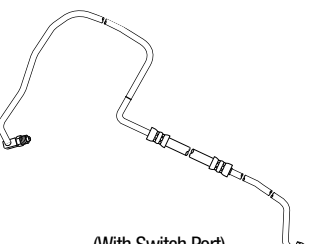
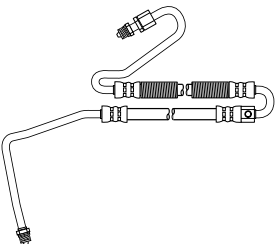
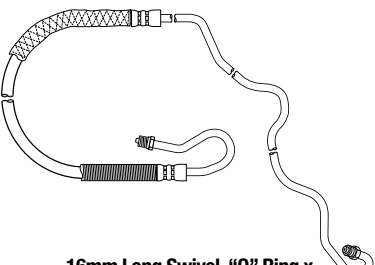
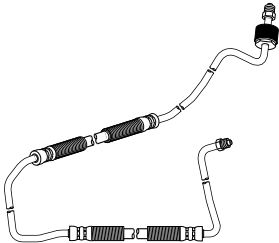
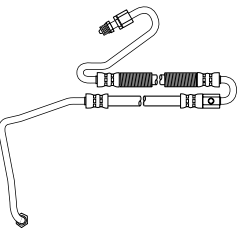
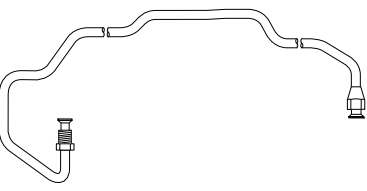
ILLUST-  
RATIONS

# Pressure Hose Illustration Guide

|                                      |
|--------------------------------------|
| SYSTEM<br>PUMP &<br>GEAR<br>IDENT.   |
| SYSTEM &<br>COM-<br>PONENT<br>IDENT. |
| PASS.<br>CARS                        |
| LIGHT<br>TRUCKS                      |
| MEDIUM/<br>HEAVY<br>TRUCKS           |
| BUSES                                |
| HOSE<br>NUMER-<br>ICAL               |
| REPAIR<br>KITS                       |
| KIT<br>NUMER-<br>ICAL                |

|  |   |   |   |   |  |  |  |   |   |   |  |   |   |   |   |
|--|---|---|---|---|--|--|--|---|---|---|--|---|---|---|---|
| <b>91812</b><br><br><br><br>16mm Male "O" Ring x 18mm Male "O" Ring | 61 1/2"<br><br><b>91819</b><br><br><br><br>16mm Male "O" Ring x 18mm Male "O" Ring | 43 3/4"<br><br><b>91826</b><br><br><br><br>3/8" Female Swivel x 3/8" Swivel "O" Ring | 38 1/2"<br><br><b>91813</b><br><br><br><br>16mm Male "O" Ring x 18mm Male "O" Ring | 42 3/4"<br><br><b>91820</b><br><br><br><br>(With Switch Port)<br>16mm Male "O" Ring x 18mm Male "O" Ring | 51 1/2"<br><br><b>91827</b><br><br><br><br>16mm Female Swivel x<br>16mm Swivel "O" Ring | 38 1/4"<br><br><b>91814</b><br><br><br><br>16mm Male "O" Ring x 18mm Male "O" Ring | 58 1/2"<br><br><b>91821</b><br><br><br><br>(With Switch Port)<br>16mm Male "O" Ring x 18mm Male "O" Ring | 53 1/4"<br><br><b>91828</b><br><br><br><br>16mm Female Swivel x<br>16mm Swivel "O" Ring | 43"<br><br><b>91815</b><br><br><br><br>16mm Male "O" Ring x 18mm Male "O" Ring | 40 3/4"<br><br><b>91822</b><br><br><br><br>16mm Male "O" Ring x 18mm Male "O" Ring | 52"<br><br><b>91829</b><br><br><br><br>16mm Female Swivel x<br>16mm Swivel "O" Ring | 53 3/4"<br><br><b>91817</b><br><br><br><br>16mm Male "O" Ring x 18mm Male "O" Ring | 59 1/2"<br><br><b>91823</b><br><br><br><br>16mm Male "O" Ring x 18mm Male "O" Ring | 50 1/8"<br><br><b>91830</b><br><br><br><br>16mm Long Swivel "O" Ring x<br>16mm Swivel "O" Ring | 85 3/4"<br><br><b>91818</b><br><br><br><br>16mm Male "O" Ring x 18mm Male "O" Ring |
|--|---|---|---|---|--|--|--|---|---|---|--|---|---|---|---|

# Pressure Hose Illustration Guide

|   |  |   |
|---|--|---|
| <p><b>91831</b> <span style="float: right;">26 3/8"</span></p>  <p style="text-align: center;"><b>16mm Female Swivel x<br/>16mm Swivel "O" Ring</b></p>                                | <p><b>91837</b> <span style="float: right;">85 3/8"</span></p>  <p style="text-align: center;">(With Switch Port)<br/><b>3/8" Long Swivel "O" Ring x<br/>16mm Swivel "O" Ring</b></p> | <p><b>91843</b> <span style="float: right;">38 1/2"</span></p>  <p style="text-align: center;"><b>16mm Female Swivel x<br/>3/8" Swivel "O" Ring (Type I)</b></p> |
| <p><b>91833</b> <span style="float: right;">77 3/8"</span></p>  <p style="text-align: center;"><b>16mm Long Swivel "O" Ring x<br/>16mm Swivel "O" Ring</b></p>                         | <p><b>91838</b> <span style="float: right;">70 7/8"</span></p>  <p style="text-align: center;">(With Switch Port)<br/><b>3/8" Long Swivel "O" Ring x<br/>16mm Swivel "O" Ring</b></p> | <p><b>91848</b> <span style="float: right;">39 1/8"</span></p>  <p style="text-align: center;"><b>5/16" Male Inv. Flare x 3/8" Female S.A.E.</b></p>             |
| <p><b>91834</b> <span style="float: right;">76 3/4"</span></p>  <p style="text-align: center;">(With Switch Port)<br/><b>16mm Long Swivel "O" Ring x<br/>16mm Swivel "O" Ring</b></p> | <p><b>91840</b> <span style="float: right;">62 1/2"</span></p>  <p style="text-align: center;">(With Switch Port)<br/><b>16mm Swivel "O" Ring x<br/>16mm Swivel "O" Ring</b></p>     | <p><b>91850</b> <span style="float: right;">81 1/2"</span></p>  <p style="text-align: center;"><b>16mm Swivel "O" Ring x<br/>16mm Swivel "O" Ring</b></p>       |
| <p><b>91835</b> <span style="float: right;">84"</span></p>  <p style="text-align: center;">(With Switch Port)<br/><b>16mm Long Swivel "O" Ring x<br/>16mm Swivel "O" Ring</b></p>    | <p><b>91841</b> <span style="float: right;">50 3/4"</span></p>  <p style="text-align: center;">(With Switch Port)<br/><b>16mm Swivel "O" Ring x 16mm Swivel "O" Ring</b></p>        | <p><b>91851</b> <span style="float: right;">86 1/2"</span></p>  <p style="text-align: center;"><b>16mm Long Swivel "O" Ring x<br/>16mm Swivel "O" Ring</b></p> |
| <p><b>91836</b> <span style="float: right;">69 1/2"</span></p>  <p style="text-align: center;"><b>16mm Swivel "O" Ring x<br/>16mm Swivel "O" Ring</b></p>                            | <p><b>91842</b> <span style="float: right;">57 3/4"</span></p>  <p style="text-align: center;">(With Switch Port)<br/><b>16mm Swivel "O" Ring x<br/>16mm Swivel "O" Ring</b></p>    | <p><b>91852</b> <span style="float: right;">41 1/4"</span></p>  <p style="text-align: center;"><b>16mm Female S.A.E. x<br/>16mm Male Inv. Flare</b></p>        |

SYSTEM  
PUMP &  
GEAR  
IDENT.

SYSTEM &  
COM-  
PONENT  
IDENT.

PASS.  
CARS

LIGHT  
TRUCKS

MEDIUM/  
HEAVY  
TRUCKS

BUSES

HOSE  
NUMER-  
ICAL

REPAIR  
KITS

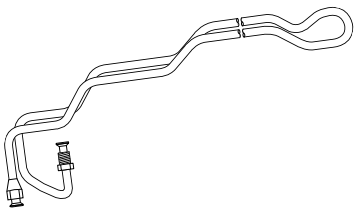
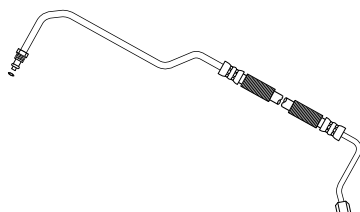
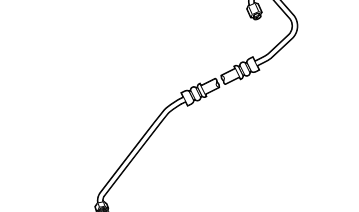
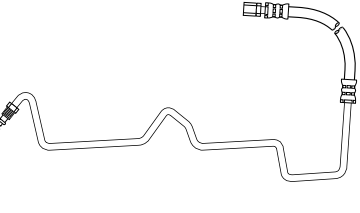
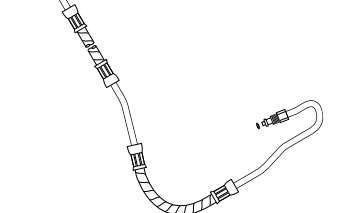
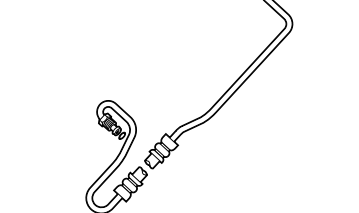
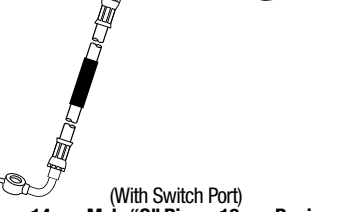
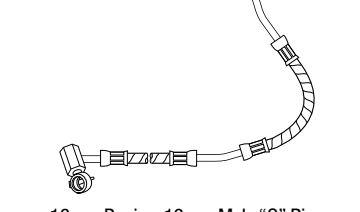
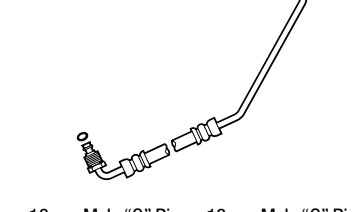
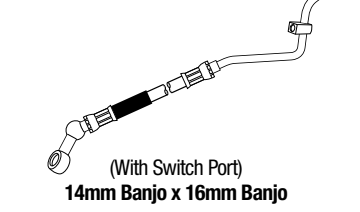
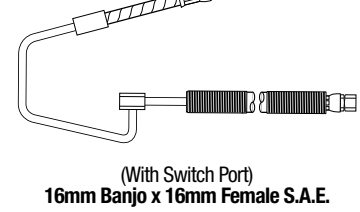
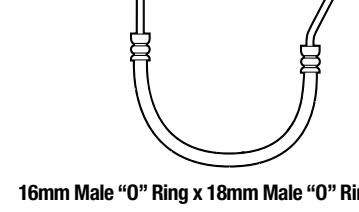

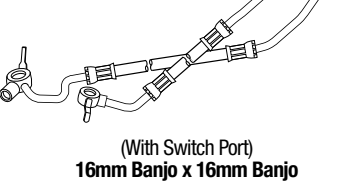
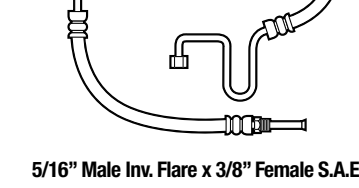
KIT  
NUMER-  
ICAL

ILLUS-  
TRATIONS

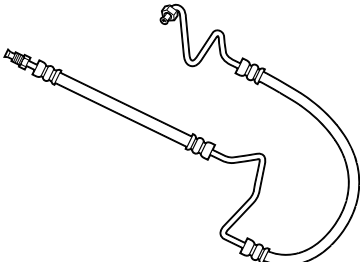
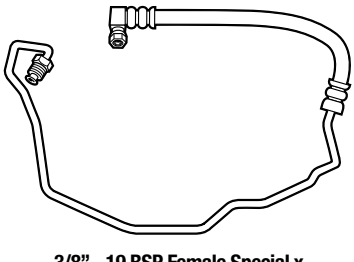
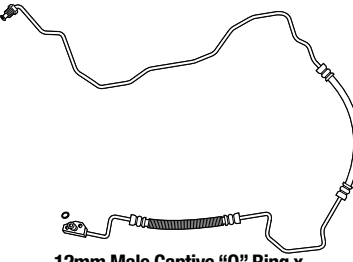
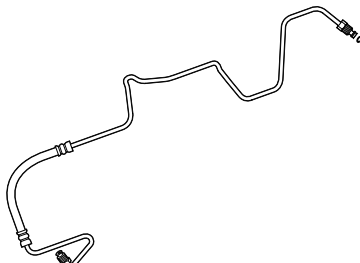
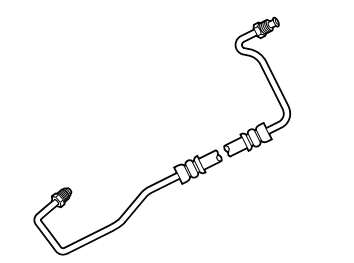
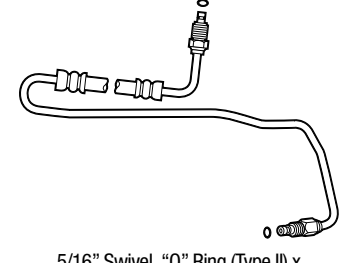
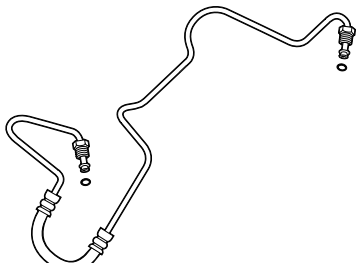
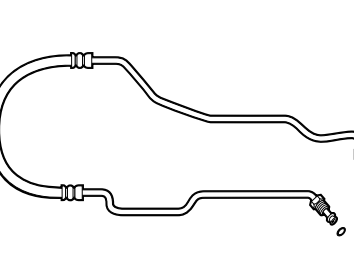
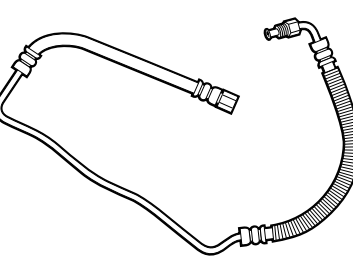
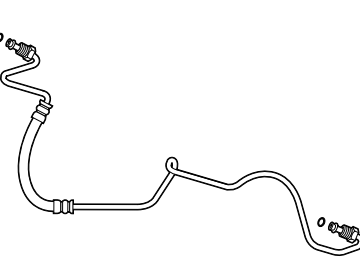
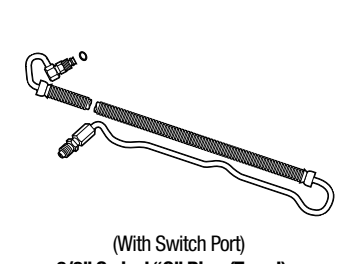
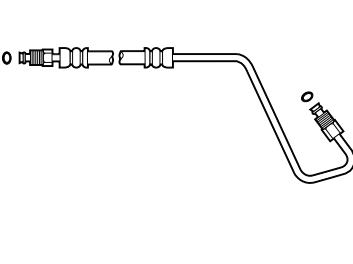
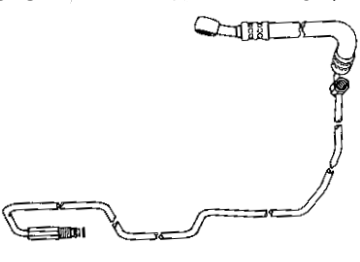
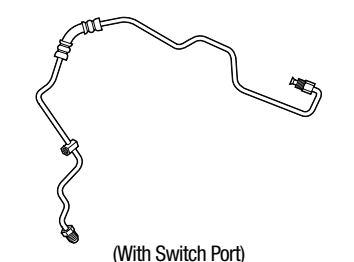
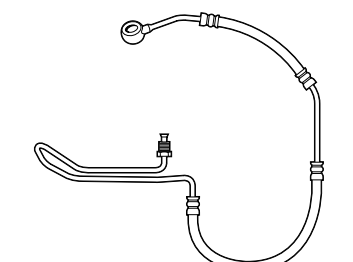


# Pressure Hose Illustration Guide

|                                      |
|--------------------------------------|
| SYSTEM<br>PUMP &<br>GEAR<br>IDENT.   |
| SYSTEM &<br>COM-<br>PONENT<br>IDENT. |
| PASS.<br>CARS                        |
| LIGHT<br>TRUCKS                      |
| MEDIUM/<br>HEAVY<br>TRUCKS           |
| BUSES                                |
| HOSE<br>NUMER-<br>ICAL               |
| REPAIR<br>KITS                       |
| KIT<br>NUMER-<br>ICAL                |

|   |         |  |         |  |         |
|---|---------|--|---------|--|---------|
| <b>91853</b><br><br><b>16mm Female S.A.E. x 16mm Male Inv. Flare</b>                     | 65"     | <b>91858</b><br><br><b>14mm Female S.A.E. x 16mm Male "O" Ring</b>                        | 37 1/4" | <b>91863</b><br><br><b>5/16" Male Inv. Flare x 3/8" Female S.A.E.</b>   | 37 1/2" |
| <b>91854</b><br><br><b>16mm Female S.A.E. x 16mm Male Inv. Flare</b>                     | 51"     | <b>91859</b><br><br><b>16mm Banjo x 16mm Male "O" Ring</b>                                | 45"     | <b>91864</b><br><br><b>16mm Male "O" Ring x 18mm Male "O" Ring</b>      | 44 5/8" |
| <b>91855</b><br><br><b>(With Switch Port)</b><br><b>14mm Male "O" Ring x 16mm Banjo</b> | 47"     | <b>91860</b><br><br><b>16mm Banjo x 16mm Male "O" Ring</b>                               | 46"     | <b>91865</b><br><br><b>18mm Male "O" Ring x 18mm Male "O" Ring</b>     | 35 1/4" |
| <b>91856</b><br><br><b>(With Switch Port)</b><br><b>14mm Banjo x 16mm Banjo</b>        | 71 3/4" | <b>91861</b><br><br><b>(With Switch Port)</b><br><b>16mm Banjo x 16mm Female S.A.E.</b> | 47 1/2" | <b>91866</b><br><br><b>16mm Male "O" Ring x 18mm Male "O" Ring</b>    | 52 1/4" |
| <b>91857</b><br><br><b>(With Switch Port)</b><br><b>14mm Banjo x 16mm Banjo</b>        | 71 1/4" | <b>91862</b><br><br><b>(With Switch Port)</b><br><b>16mm Banjo x 16mm Banjo</b>         | 55"     | <b>91867</b><br><br><b>5/16" Male Inv. Flare x 3/8" Female S.A.E.</b> | 63"     |

# Pressure Hose Illustration Guide

|   |  |  |
|---|--|--|
| <p><b>91868</b> 46 5/8"</p>  <p>5/16" Male Inv. Flare x 3/8" Female S.A.E.</p>               | <p><b>91873</b> 77 1/4"</p>  <p>3/8" - 19 BSP Female Special x<br/>14mm Male Inv. Flare</p>                           | <p><b>91883</b> 90 1/4"</p>  <p>12mm Male Captive "O" Ring x<br/>14mm Male Inv. Flare</p>               |
| <p><b>91869</b> 68"</p>  <p>3/8" Male Inv. Flare x 3/8" Male "O" Ring</p>                    | <p><b>91875</b> 41 1/2"</p>  <p>3/8" Male Inv. Flare x 7/16" Male Inv. Flare</p>                                      | <p><b>91886</b> 77 3/4"</p>  <p>5/16" Swivel "O" Ring (Type II) x<br/>3/8" Swivel "O" Ring (Type I)</p> |
| <p><b>91870</b> 72"</p>  <p>3/8" Male Inv. Flare x 3/8" Male "O" Ring</p>                   | <p><b>91877</b> 61"</p>  <p>16mm Male "O" Ring x 18mm Male "O" Ring</p>  | <p><b>91893</b> 55 1/4"</p>  <p>16mm Female Inv. Flare x 16mm Male Inv. Flare</p>                      |
| <p><b>91871</b> 65"</p>  <p>3/8" Male "O" Ring x 7/16" Male "O" Ring</p>                   | <p><b>91878</b> 57 1/8"</p>  <p>(With Switch Port)<br/>3/8" Swivel "O" Ring (Type I) x<br/>16mm Swivel "O" Ring</p> | <p><b>91894</b> 46 5/8"</p>  <p>16mm Male "O" Ring x 16mm Male "O" Ring</p>                           |
| <p><b>91872</b> 73 1/4"</p>  <p>(With Switch Port)<br/>14mm Male "O" Ring x 16mm Banjo</p> | <p><b>91879</b> 57 3/4"</p>  <p>(With Switch Port)<br/>14mm Male Inv. Flare x<br/>16mm Male Inv. Flare</p>          | <p><b>91895</b> 60 5/8"</p>  <p>16mm Banjo x 16mm Male Inv. Flare</p>                                 |

SYSTEM  
PUMP &  
GEAR  
IDENT.

SYSTEM &  
COM-  
PONENT  
IDENT.

PASS.  
CARS

LIGHT  
TRUCKS

MEDIUM/  
HEAVY  
TRUCKS

BUSES

HOSE  
NUMER-  
ICAL

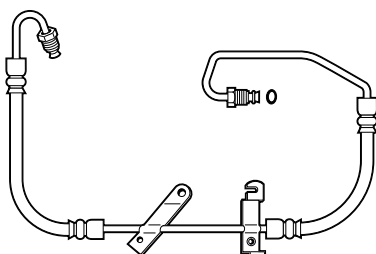
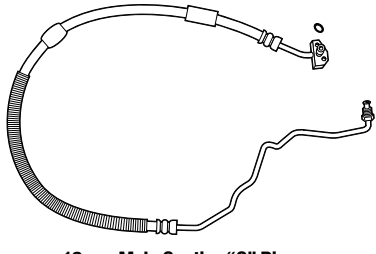
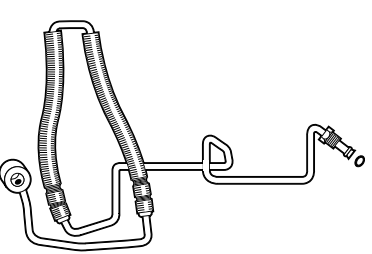
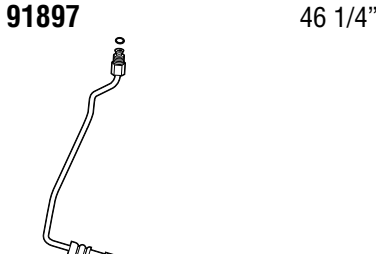
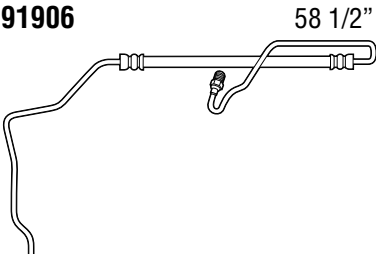
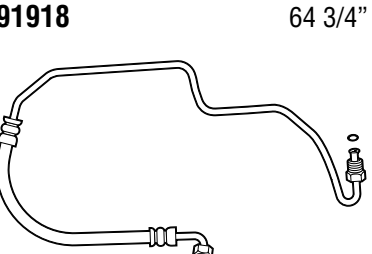
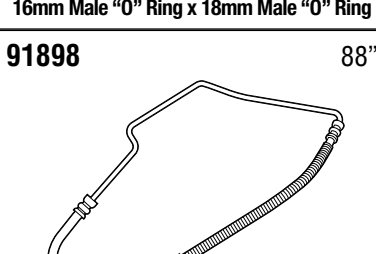
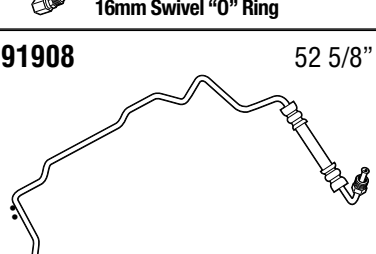

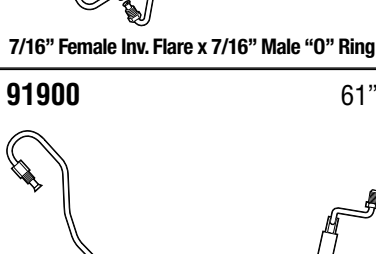
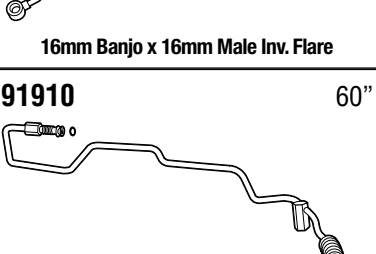
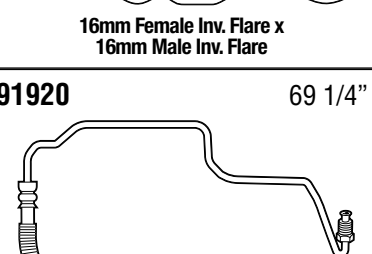
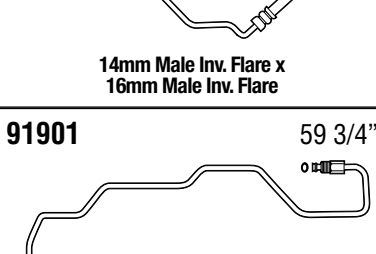
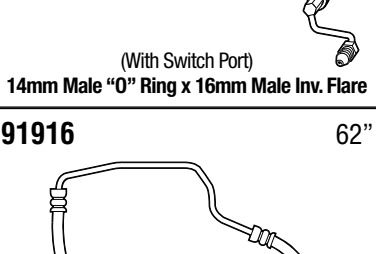
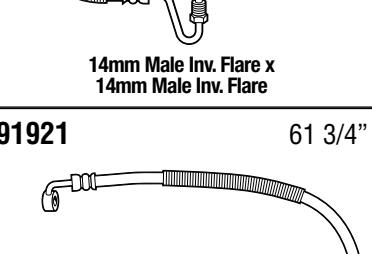
REPAIR  
KITS

KIT  
NUMER-  
ICAL

ILLUST-  
RATIONS

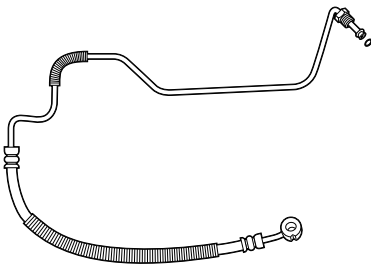
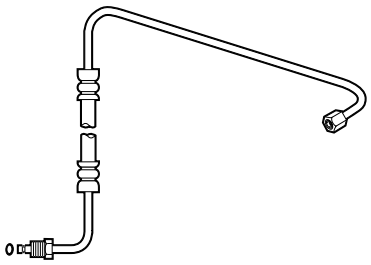
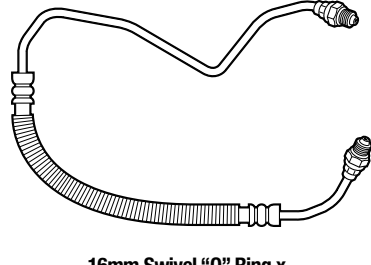
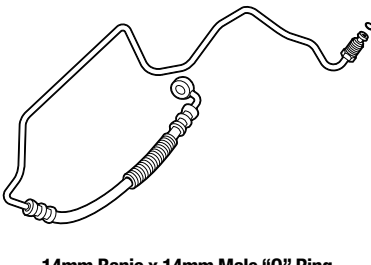
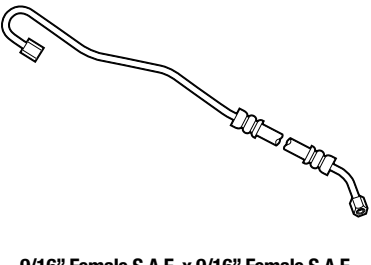
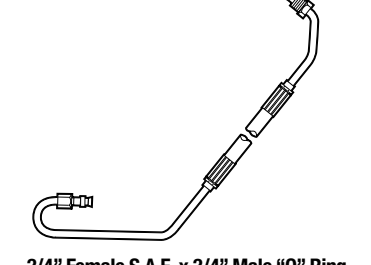
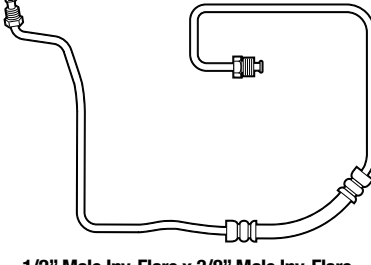
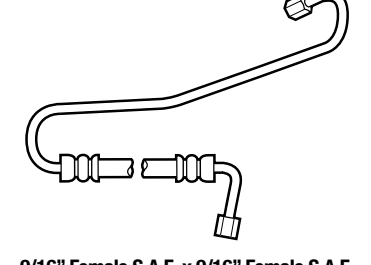
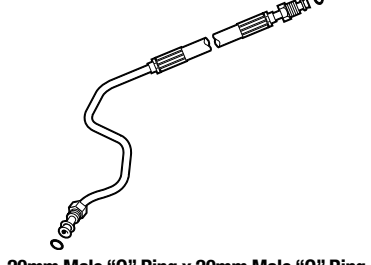
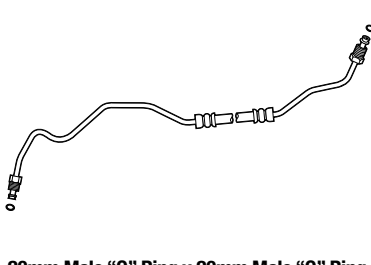
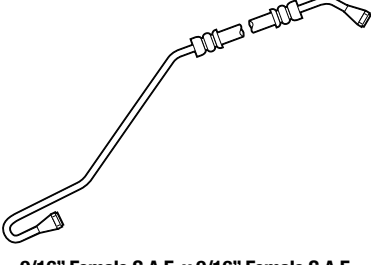
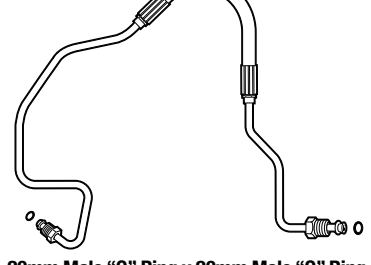
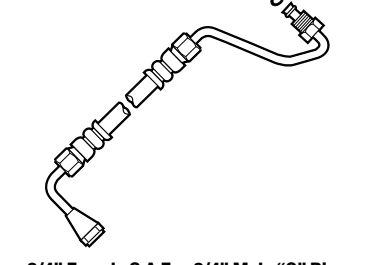
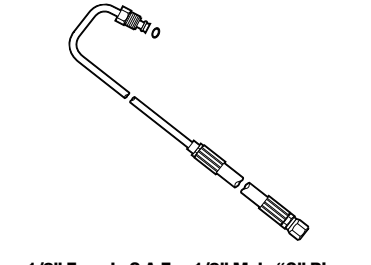
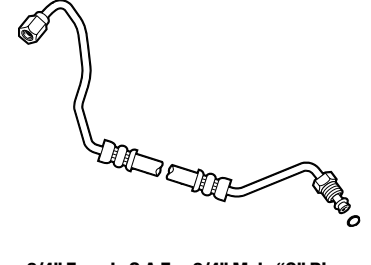
# Pressure Hose Illustration Guide

|                                      |
|--------------------------------------|
| SYSTEM<br>PUMP &<br>GEAR<br>IDENT.   |
| SYSTEM &<br>COM-<br>PONENT<br>IDENT. |
| PASS.<br>CARS                        |
| LIGHT<br>TRUCKS                      |
| MEDIUM/<br>HEAVY<br>TRUCKS           |
| BUSES                                |
| HOSE<br>NUMER-<br>ICAL               |
| REPAIR<br>KITS                       |
| KIT<br>NUMER-<br>ICAL                |

|   |         |  |         |  |         |
|---|---------|--|---------|--|---------|
| <b>91896</b><br><br>16mm Male "O" Ring x 18mm Male "O" Ring          | 56 3/4" | <b>91902</b><br><br>12mm Male Captive "O" Ring x<br>14mm Male Inv. Flare              | 74 3/4" | <b>91917</b><br><br>16mm Banjo x 16mm Male "O" Ring                   | 65 5/8" |
| <b>91897</b><br><br>16mm Male "O" Ring x 18mm Male "O" Ring          | 46 1/4" | <b>91906</b><br><br>16mm Swivel "O" Ring x<br>16mm Swivel "O" Ring                    | 58 1/2" | <b>91918</b><br><br>14mm Male Inv. Flare x 16mm Male "O" Ring         | 64 3/4" |
| <b>91898</b><br><br>7/16" Female Inv. Flare x 7/16" Male "O" Ring   | 88"     | <b>91908</b><br><br>16mm Banjo x 16mm Male Inv. Flare                                | 52 5/8" | <b>91919</b><br><br>16mm Female Inv. Flare x<br>16mm Male Inv. Flare | 55 3/4" |
| <b>91900</b><br><br>14mm Male Inv. Flare x<br>16mm Male Inv. Flare | 61"     | <b>91910</b><br><br>(With Switch Port)<br>14mm Male "O" Ring x 16mm Male Inv. Flare | 60"     | <b>91920</b><br><br>14mm Male Inv. Flare x<br>14mm Male Inv. Flare  | 69 1/4" |
| <b>91901</b><br><br>14mm Male "O" Ring x 16mm Male Inv. Flare      | 59 3/4" | <b>91916</b><br><br>5/16" Male Inv. Flare x 3/8" Female S.A.E.                      | 62"     | <b>91921</b><br><br>14mm Banjo x 14mm Male "O" Ring                 | 61 3/4" |

ILLUSTRATIONS

# Pressure Hose Illustration Guide

|  |   |   |
|--|---|---|
| <p><b>91922</b> <span style="float: right;">56 1/4"</span></p>  <p style="text-align: center;">14mm Banjo x 14mm Male "O" Ring</p>              | <p><b>91927</b> <span style="float: right;">37 7/8"</span></p>  <p style="text-align: center;">3/4" Female S.A.E. x 3/4" Male "O" Ring</p>     | <p><b>91933</b> <span style="float: right;">38 7/8"</span></p>  <p style="text-align: center;">16mm Swivel "O" Ring x<br/>16mm Swivel "O" Ring</p> |
| <p><b>91923</b> <span style="float: right;">70 1/4"</span></p>  <p style="text-align: center;">14mm Banjo x 14mm Male "O" Ring</p>              | <p><b>91928</b> <span style="float: right;">47 1/2"</span></p>  <p style="text-align: center;">9/16" Female S.A.E. x 9/16" Female S.A.E.</p>   | <p><b>91941</b> <span style="float: right;">46 1/2"</span></p>  <p style="text-align: center;">3/4" Female S.A.E. x 3/4" Male "O" Ring</p>         |
| <p><b>91924</b> <span style="float: right;">55 1/2"</span></p>  <p style="text-align: center;">1/2" Male Inv. Flare x 3/8" Male Inv. Flare</p> | <p><b>91930</b> <span style="float: right;">33 5/8"</span></p>  <p style="text-align: center;">9/16" Female S.A.E. x 9/16" Female S.A.E.</p>  | <p><b>91942</b> <span style="float: right;">37 3/4"</span></p>  <p style="text-align: center;">20mm Male "O" Ring x 20mm Male "O" Ring</p>        |
| <p><b>91925</b> <span style="float: right;">32 7/8"</span></p>  <p style="text-align: center;">20mm Male "O" Ring x 20mm Male "O" Ring</p>    | <p><b>91931</b> <span style="float: right;">43 3/4"</span></p>  <p style="text-align: center;">9/16" Female S.A.E. x 9/16" Female S.A.E.</p> | <p><b>91943</b> <span style="float: right;">58 3/4"</span></p>  <p style="text-align: center;">20mm Male "O" Ring x 20mm Male "O" Ring</p>       |
| <p><b>91926</b> <span style="float: right;">53 3/4"</span></p>  <p style="text-align: center;">3/4" Female S.A.E. x 3/4" Male "O" Ring</p>    | <p><b>91932</b> <span style="float: right;">54"</span></p>  <p style="text-align: center;">1/2" Female S.A.E. x 1/2" Male "O" Ring</p>       | <p><b>91944</b> <span style="float: right;">39 1/2"</span></p>  <p style="text-align: center;">3/4" Female S.A.E. x 3/4" Male "O" Ring</p>       |

SYSTEM  
PUMP &  
GEAR  
IDENT.

SYSTEM &  
COM-  
PONENT  
IDENT.

PASS.  
CARS

LIGHT  
TRUCKS

MEDIUM/  
HEAVY  
TRUCKS

BUSES

HOSE  
NUMER-  
ICAL

REPAIR  
KITS

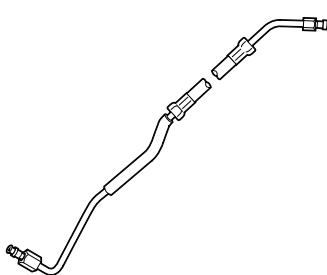
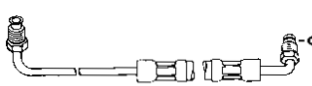
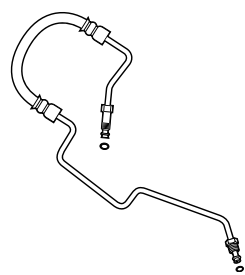
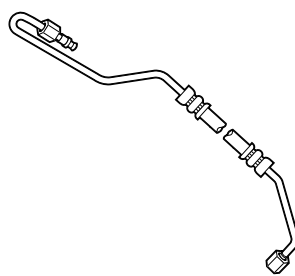
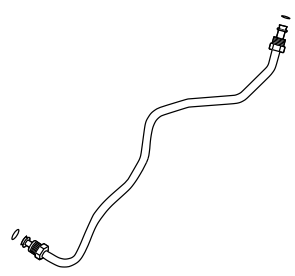
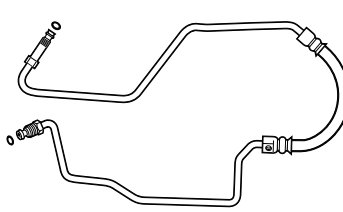
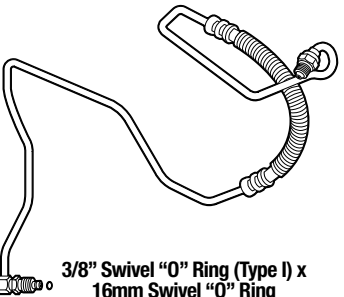
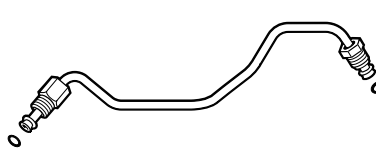
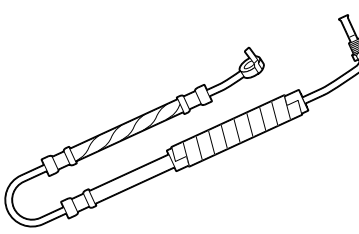
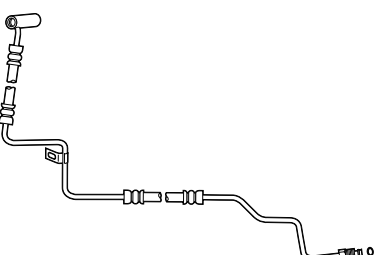
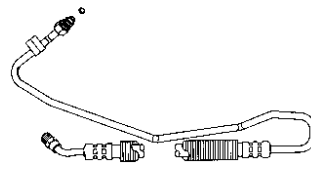
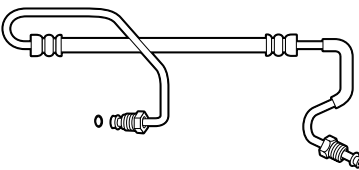
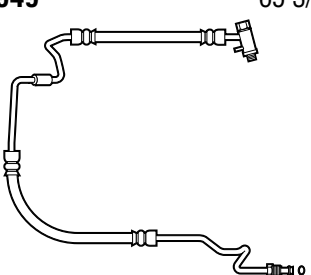
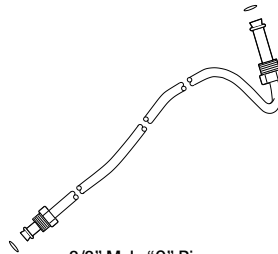

KIT  
NUMER-  
ICAL

ILLUST-  
RATIONS

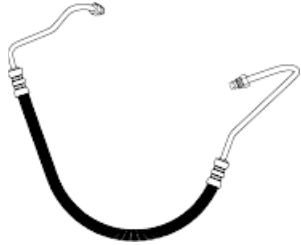
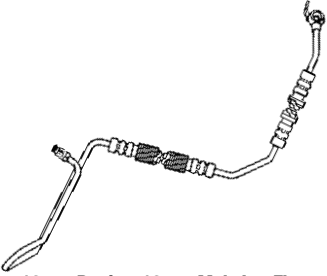
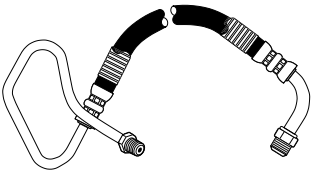
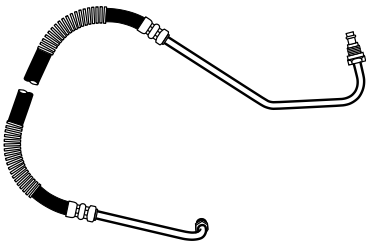



# Pressure Hose Illustration Guide

|                                      |
|--------------------------------------|
| SYSTEM<br>PUMP &<br>GEAR<br>IDENT.   |
| SYSTEM &<br>COM-<br>PONENT<br>IDENT. |
| PASS.<br>CARS                        |
| LIGHT<br>TRUCKS                      |
| MEDIUM/<br>HEAVY<br>TRUCKS           |
| BUSES                                |
| HOSE<br>NUMER-<br>ICAL               |
| REPAIR<br>KITS                       |
| KIT<br>NUMER-<br>ICAL                |

|   |  |  |
|---|--|--|
| <b>91945</b><br><br><br><br><b>37 3/4"</b>   | <b>91956</b><br><br><br><br><b>29 1/2"</b><br><br>5/16" Male Inv. Flare x<br>3/8" Swivel "O" Ring (Type I)                          | <b>92008</b><br><br><br><br><b>47 1/2"</b><br><br>16mm Male "O" Ring x 18mm Male "O" Ring                       |
| <b>91946</b><br><br><br><br><b>51 1/4"</b><br><br>3/4" Female S.A.E. x 9/16" Female S.A.E.                 | <b>91957</b><br><br><br><br><b>20 1/8"</b><br><br>16mm Male "O" Ring x 16mm Male "O" Ring   | <b>92009</b><br><br><br><br><b>60 7/8"</b><br><br>(With Switch Port)<br>16mm Male "O" Ring x 18mm Male "O" Ring |
| <b>91947</b><br><br><br><br><b>96 1/4"</b><br><br>3/8" Swivel "O" Ring (Type I) x<br>16mm Swivel "O" Ring | <b>91958</b><br><br><br><br><b>19 3/8"</b><br><br>16mm Male "O" Ring x 16mm Male "O" Ring  | <b>92013</b><br><br><br><br><b>38 1/2"</b><br><br>16mm Banjo x 16mm Male Inv. Flare                            |
| <b>91948</b><br><br><br><br><b>62 3/4"</b><br><br>16mm Banjo x 18mm Male "O" Ring                        | <b>91964</b><br><br><br><br><b>79 3/4"</b><br><br>(With Switch Port)<br>5/16" Swivel "O" Ring (Type II) x<br>16mm Swivel "O" Ring | <b>92023</b><br><br><br><br><b>45 3/4"</b><br><br>16mm Male "O" Ring x 18mm Male "O" Ring                     |
| <b>91949</b><br><br><br><br><b>65 3/4"</b><br><br>16mm Banjo x 18mm Male "O" Ring                        | <b>91995</b><br><br><br><br><b>27 7/8"</b><br><br>3/8" Male "O" Ring x<br>16mm Fixed Male S.A.E.                                  | <b>92030</b><br><br><br><br><b>69"</b><br><br>16mm Banjo x 18mm Male "O" Ring                                 |

# Pressure Hose Illustration Guide

|   |  |
|---|--|
| <p><b>92031</b> 32"</p>  <p><b>16mm Male "O" Ring x 18mm Male "O" Ring</b></p>           |  |
| <p><b>92045</b> 61 3/8"</p>  <p><b>16mm Banjo x 16mm Male Inv. Flare</b></p>             |  |
| <p><b>92067</b> 52"</p>  <p><b>16mm Long Swivel "O" Ring x 16mm Swivel "O" Ring</b></p> |  |
| <p><b>92080</b> 61 1/2"</p>  <p><b>16mm Male "O" Ring x 18mm Male "O" Ring</b></p>     |  |
| <p><b>92140</b> 65"</p>  <p><b>5/16" Male Inv. Flare x 16mm Male "O" Ring</b></p>      |  |

SYSTEM  
PUMP &  
GEAR  
IDENT.

SYSTEM &  
COM-  
PONENT  
IDENT.

PASS.  
CARS

LIGHT  
TRUCKS

MEDIUM/  
HEAVY  
TRUCKS

BUSES

HOSE  
NUMER-  
ICAL

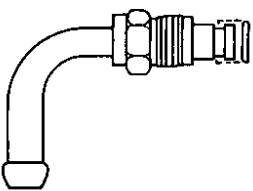
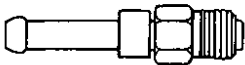
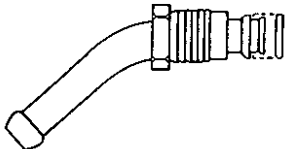
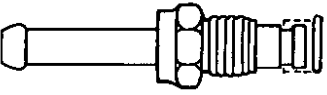
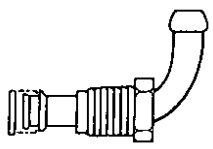
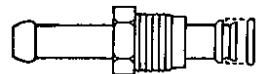
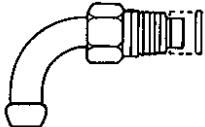
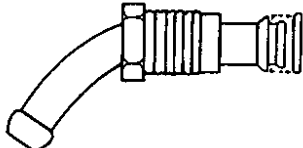
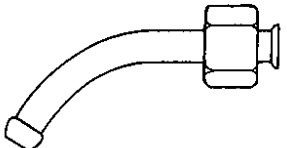

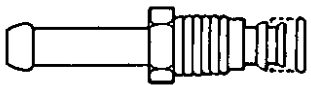

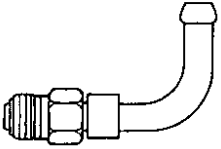
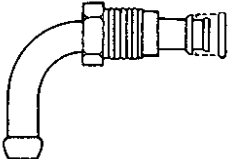
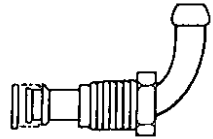
REPAIR  
KITS

KIT  
NUMER-  
ICAL

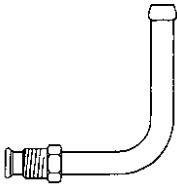

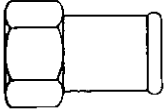
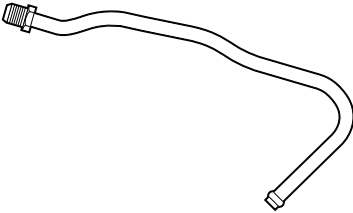
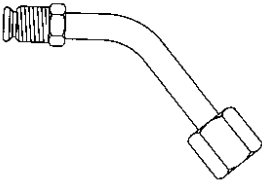

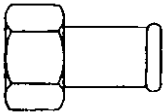
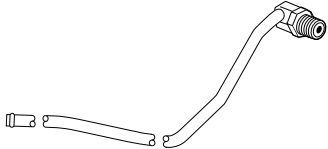

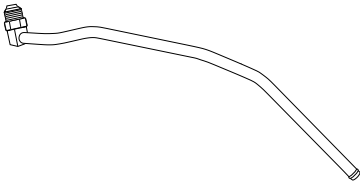
ILLUST-  
RATIONS

# End Fitting Numerical Illustration Guide

|                                      |
|--------------------------------------|
| SYSTEM<br>PUMP &<br>GEAR<br>IDENT.   |
| SYSTEM &<br>COM-<br>PONENT<br>IDENT. |
| PASS.<br>CARS                        |
| LIGHT<br>TRUCKS                      |
| MEDIUM/<br>HEAVY<br>TRUCKS           |
| BUSES                                |
| HOSE<br>NUMER-<br>ICAL               |
| REPAIR<br>KITS                       |
| KIT<br>NUMER-<br>ICAL                |

|  |   |   |
|--|---|---|
| <b>39100</b><br><br>3/8" Swivel "O" Ring (Type I) - 90° Elbow     | <b>39105</b><br><br>16mm Swivel "O" Ring (Type III) - Straight | <b>39110</b><br><br>18mm "O" Ring - 45° Elbow        |
| <b>39101</b><br><br>3/8" Swivel "O" Ring (Type I) - Straight      | <b>39106</b><br><br>16mm "O" Ring - 90° Elbow                  | <b>39111</b><br><br>18mm "O" Ring - Straight         |
| <b>39102</b><br><br>3/8" Swivel "O" Ring (Type II) - 90° Elbow   | <b>39107</b><br><br>16mm "O" Ring - 45° Elbow                 | <b>39112</b><br><br>3/8" Female S.A.E. - 45° Elbow  |
| <b>39103</b><br><br>3/8" Swivel "O" Ring (Type II) - Straight   | <b>39108</b><br><br>16mm "O" Ring - Straight                 | <b>39113</b><br><br>3/8" Male "O" Ring - Straight  |
| <b>39104</b><br><br>16mm Swivel "O" Ring (Type III) - 90° Elbow | <b>39109</b><br><br>18mm "O" Ring - 90° Elbow                | <b>39114</b><br><br>3/8" Male "O" Ring - 90° Elbow |

# End Fitting Numerical Illustration Guide

|  |   |  |
|--|---|--|
| <p><b>39135</b></p>  <p><b>3/8" Male Inv. Flare - 90° Elbow</b></p>           | <p><b>39860</b></p>  <p><b>3/8" Male Inv. Flare</b></p>            |  |
| <p><b>39853</b></p>  <p><b>5/8" Hose Connector</b></p>                        | <p><b>39861</b></p>  <p><b>3/8" Male Inv. Flare</b></p>            |  |
| <p><b>39854</b></p>  <p><b>3/8" Male Inv. Flare x 1/2" Female S.A.E.</b></p> | <p><b>39862</b></p>  <p><b>3/8" Male Inv. Flare</b></p>           |  |
| <p><b>39858</b></p>  <p><b>1/2" Hose Connector</b></p>                      | <p><b>39863</b>      16"</p>  <p><b>3/8" Swivel "O" Ring</b></p> |  |
| <p><b>39859</b></p>  <p><b>3/8" Male Inv. Flare</b></p>                     | <p><b>39864</b>      16"</p>  <p><b>3/8" Swivel "O" Ring</b></p> |  |

SYSTEM  
PUMP &  
GEAR  
IDENT.

SYSTEM &  
COM-  
PONENT  
IDENT.

PASS.  
CARS

LIGHT  
TRUCKS

MEDIUM/  
HEAVY  
TRUCKS

BUSES

HOSE  
NUMER-  
ICAL

REPAIR  
KITS

KIT  
NUMER-  
ICAL

ILLUST-  
RATIONS



# Return Hose Illustration Guide

SYSTEM  
PUMP &  
GEAR  
IDENT.

SYSTEM &  
COM-  
PONENT  
IDENT.

PASS.  
CARS

LIGHT  
TRUCKS

MEDIUM/  
HEAVY  
TRUCKS

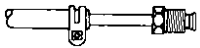
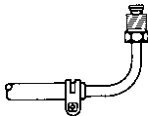
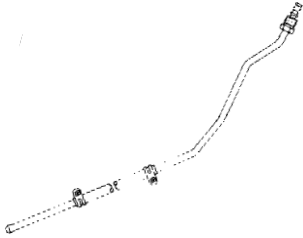

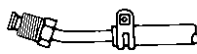

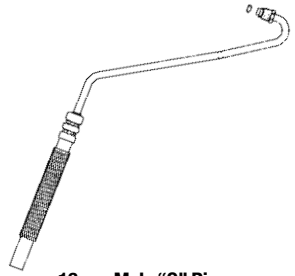


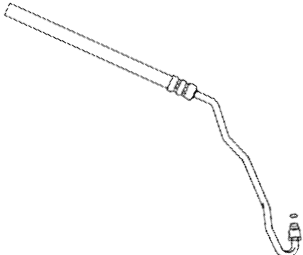

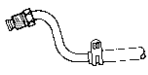
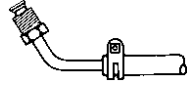
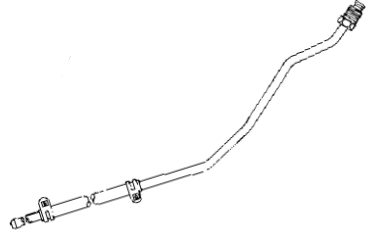
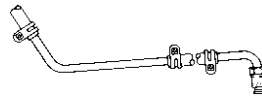
BUSES

HOSE  
NUMER-  
ICAL

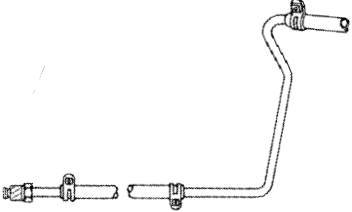
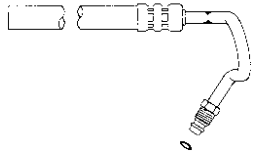



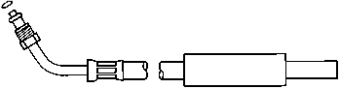

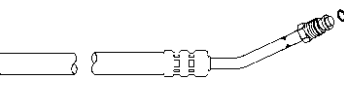
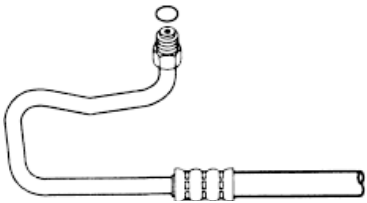

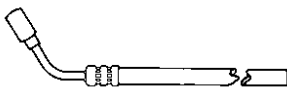
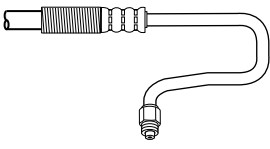
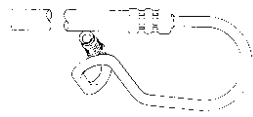

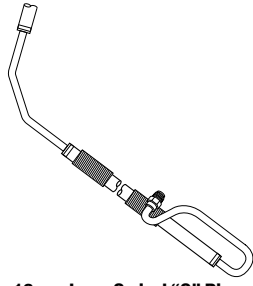
REPAIR  
KITS

KIT  
NUMER-  
ICAL

ILLUST-  
RATIONS

|   |         |   |          |   |         |
|---|---------|---|----------|---|---------|
| <b>70177</b><br><br><br><br>3/8" Male Inv. Flare   | 24 1/2" | <b>70551</b><br><br><br><br>3/8" Male Inv. Flare   | 36 3/8"  | <b>70737</b><br><br><br><br>3/8" Male "O" Ring     | 61 1/2" |
| <b>70410</b><br><br><br><br>16mm Male "O" Ring     | 20 3/4" | <b>70629</b><br><br><br><br>3/8" Male Inv. Flare   | 32 1/4"  | <b>70958</b><br><br><br><br>3/8" Male Inv. Flare   | 25 1/2" |
| <b>70441</b><br><br><br><br>16mm Male "O" Ring    | 30 5/8" | <b>70642</b><br><br><br><br>3/8" Male Inv. Flare | 51 1/4"  | <b>70962</b><br><br><br><br>3/8" Male Inv. Flare | 24 1/2" |
| <b>70442</b><br><br><br><br>16mm Male "O" Ring   | 31 3/4" | <b>70643</b><br><br><br><br>3/8" Male Inv. Flare | 34 1/4"  | <b>70979</b><br><br><br><br>3/8" Male Inv. Flare | 26"     |
| <b>70518</b><br><br><br><br>3/8" Male Inv. Flare | 26 3/8" | <b>70656</b><br><br><br><br>3/8" Male Inv. Flare | 61 7/16" | <b>70991</b><br><br><br><br>3/8" Male Inv. Flare | 49"     |

# Return Hose Illustration Guide

|  |   |   |
|--|---|---|
| <p><b>70996</b>                      44 1/2"</p>  <p style="text-align: center;"><b>3/8" Male Inv. Flare</b></p>            | <p><b>71319</b>                      20 7/16"</p>  <p style="text-align: center;"><b>16mm Male "O" Ring</b></p>  | <p><b>71417</b>                      17 1/2"</p>  <p style="text-align: center;"><b>16mm Male "O" Ring</b></p>                               |
| <p><b>71007</b>                      28"</p>  <p style="text-align: center;"><b>3/8" Swivel "O" Ring (Type I)</b></p>       | <p><b>71320</b>                      23 15/16"</p>  <p style="text-align: center;"><b>16mm Male "O" Ring</b></p> | <p><b>71798</b>                      32"</p>  <p style="text-align: center;"><b>16mm Male "O" Ring</b></p>                                   |
| <p><b>71116</b>                      28 3/4"</p>  <p style="text-align: center;"><b>3/8" Swivel "O" Ring (Type II)</b></p> | <p><b>71322</b>                      20 3/4"</p>  <p style="text-align: center;"><b>16mm Male "O" Ring</b></p> | <p><b>80019</b>                      31 3/4"</p>  <p style="text-align: center;"><b>3/8" Swivel "O" Ring (Type II) x 3/8" I.D. Hose</b></p> |
| <p><b>71155</b>                      29"</p>  <p style="text-align: center;"><b>3/8" Swivel "O" Ring (Type I)</b></p>     | <p><b>71381</b>                      16 5/8"</p>  <p style="text-align: center;"><b>14mm Banjo</b></p>         | <p><b>80020</b>                      31 3/8"</p>  <p style="text-align: center;"><b>3/8" Swivel "O" Ring (Type II)</b></p>                 |
| <p><b>71291</b>                      27 3/16"</p>  <p style="text-align: center;"><b>3/8" Male Inv. Flare</b></p>         | <p><b>71413</b>                      33 1/8"</p>  <p style="text-align: center;"><b>16mm Male "O" Ring</b></p> | <p><b>80021</b>                      52 1/4"</p>  <p style="text-align: center;"><b>16mm Long Swivel "O" Ring</b></p>                      |

SYSTEM  
PUMP &  
GEAR  
IDENT.

SYSTEM &  
COM-  
PONENT  
IDENT.

PASS.  
CARS

LIGHT  
TRUCKS

MEDIUM/  
HEAVY  
TRUCKS

BUSES

HOSE  
NUMER-  
ICAL


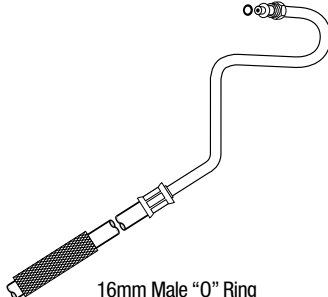
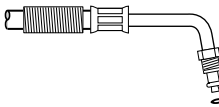

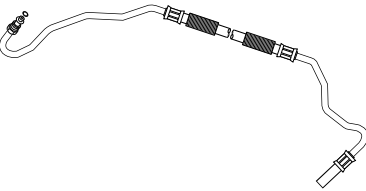
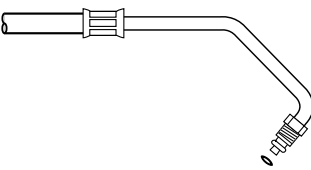

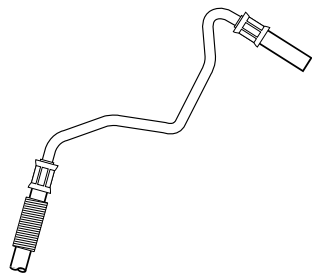
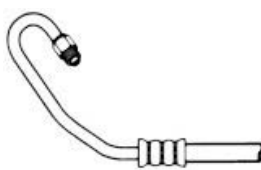
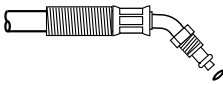
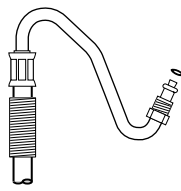
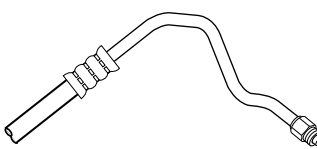
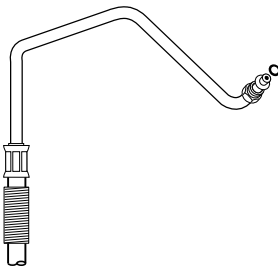
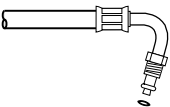
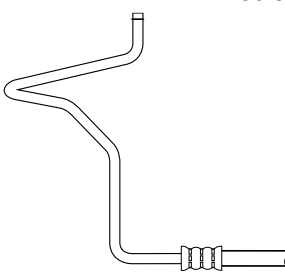
REPAIR  
KITS

KIT  
NUMER-  
ICAL

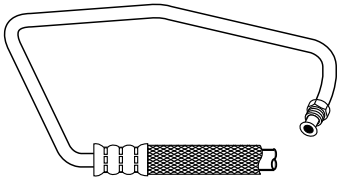
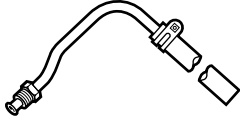
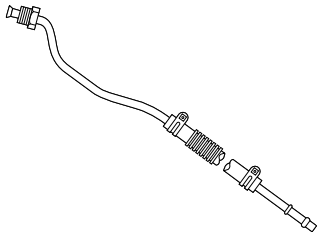
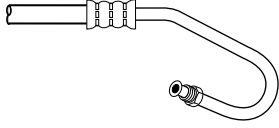
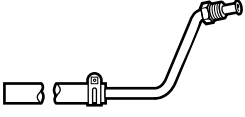
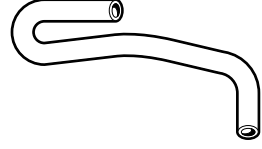
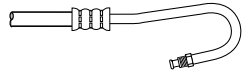
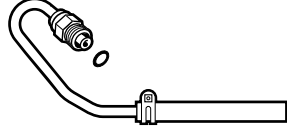
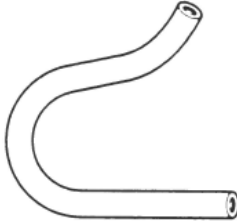
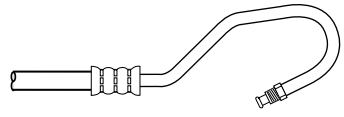
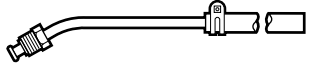
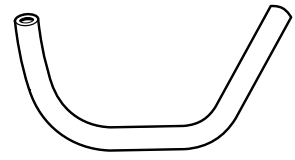

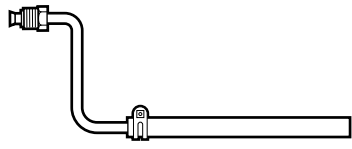
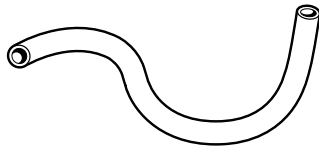
ILLUST-  
RATIONS

# Return Hose Illustration Guide

|                                      |
|--------------------------------------|
| SYSTEM<br>PUMP &<br>GEAR<br>IDENT.   |
| SYSTEM &<br>COM-<br>PONENT<br>IDENT. |
| PASS.<br>CARS                        |
| LIGHT<br>TRUCKS                      |
| MEDIUM/<br>HEAVY<br>TRUCKS           |
| BUSES                                |
| HOSE<br>NUMER-<br>ICAL               |
| REPAIR<br>KITS                       |
| KIT<br>NUMER-<br>ICAL                |

|   |  |   |
|---|--|---|
| <b>80023</b><br><br><br><br>3/8" Male Inv. Flare   | 51"<br><b>80039</b><br><br><br><br>16mm Male "O" Ring                   | 26"<br><b>80052</b><br><br><br><br>16mm Male "O" Ring  |
| <b>80030</b><br><br><br><br>3/8" Male "O" Ring     | 43"<br><b>80042</b><br><br><br><br>16mm Swivel "O" Ring                 | 27 1/4"<br><b>80054</b><br><br><br><br>16mm Male "O" Ring                                    |
| <b>80031</b><br><br><br><br>3/8" Male Inv. Flare | 36 1/2"<br><b>80043</b><br><br><br><br>3/8" I.D. Hose x 3/8" I.D. Hose | 17 1/2"<br><b>80082</b><br><br><br><br>5/16" Long Swivel "O" Ring x<br>3/8" Swivel "O" Ring |
| <b>80037</b><br><br><br><br>16mm Male "O" Ring   | 21 1/4"<br><b>80046</b><br><br><br><br>16mm Male "O" Ring             | 22 5/8"<br><b>80083</b><br><br><br><br>3/8" Swivel "O" Ring                                |
| <b>80038</b><br><br><br><br>16mm Male "O" Ring   | 18"<br><b>80047</b><br><br><br><br>16mm Male "O" Ring                 | 30 3/4"<br><b>80084</b><br><br><br><br>3/8" Beaded Tube x 3/8" I.D. Hose                   |

# Return Hose Illustration Guide

|   |   |   |
|---|---|---|
| <p><b>80085</b> 30 1/8"</p>  <p>3/8" Male Inv. Flare</p>   | <p><b>80113</b> 51 3/4"</p>  <p>3/8" Male Inv. Flare</p>   | <p><b>80159</b> 33"</p>  <p>3/8" Male Inv. Flare</p>                               |
| <p><b>80089</b> 27"</p>  <p>3/8" Male Inv. Flare</p>       | <p><b>80114</b> 39"</p>  <p>3/8" Male Inv. Flare</p>       | <p><b>80163</b> 20 1/4"</p>  <p>5/8" I.D. Molded Reservoir Return Hose</p>         |
| <p><b>80090</b> 20 1/2"</p>  <p>3/8" Male Inv. Flare</p> | <p><b>80145</b> 15 3/8"</p>  <p>16mm Swivel "O" Ring</p>  | <p><b>80164</b> 11 1/2"</p>  <p>5/8" I.D. Molded Reservoir Return Hose</p>        |
| <p><b>80091</b> 25 1/2"</p>  <p>3/8" Male Inv. Flare</p> | <p><b>80154</b> 36"</p>  <p>3/8" Male Inv. Flare</p>     | <p><b>80165</b> 12"</p>  <p>5/8" I.D. Molded Reservoir Return Hose</p>           |
| <p><b>80095</b> 18 1/2"</p>  <p>16mm Male Inv. Flare</p> | <p><b>80156</b> 17 1/8"</p>  <p>3/8" Male Inv. Flare</p> | <p><b>80166</b> 13"</p>  <p>9/16" x 11/16" I.D. Molded Reservoir Return Hose</p> |

SYSTEM  
PUMP &  
GEAR  
IDENT.

SYSTEM &  
COM-  
PONENT  
IDENT.

PASS.  
CARS

LIGHT  
TRUCKS

MEDIUM/  
HEAVY  
TRUCKS

BUSES

HOSE  
NUMER-  
ICAL

REPAIR  
KITS

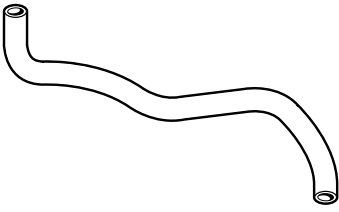
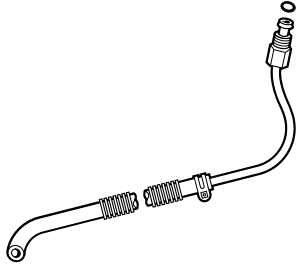
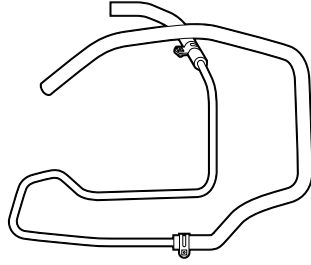

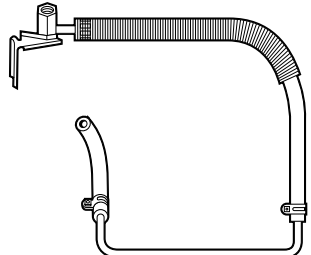
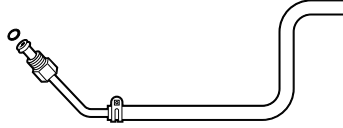

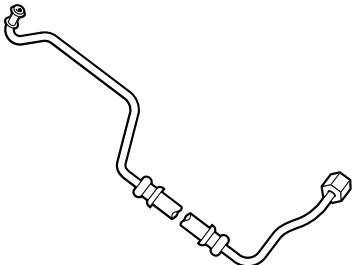
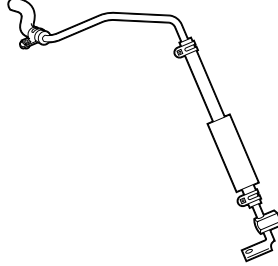
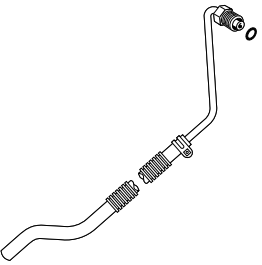
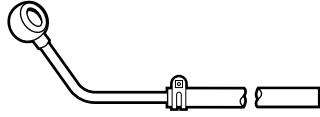
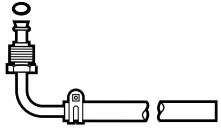
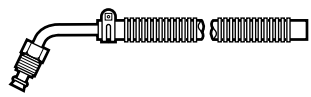
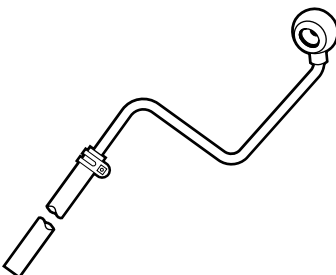

KIT  
NUMER-  
ICAL

ILLUST-  
RATIONS




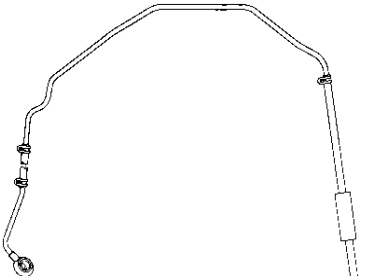
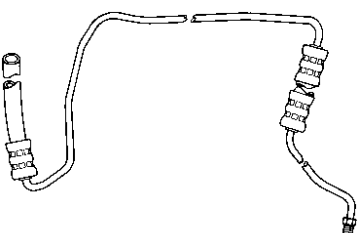
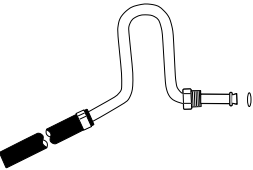
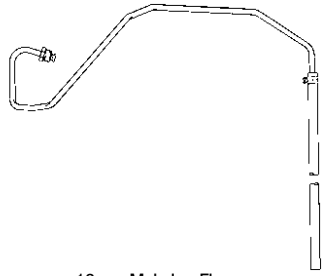
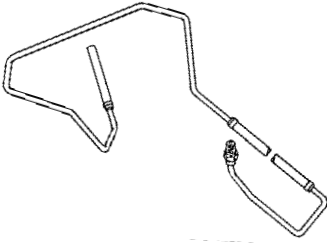
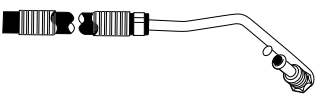
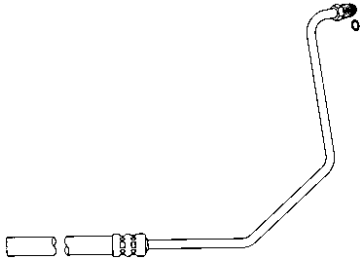
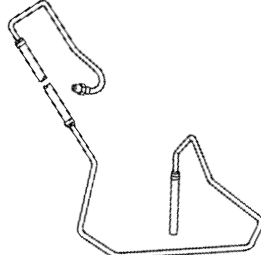

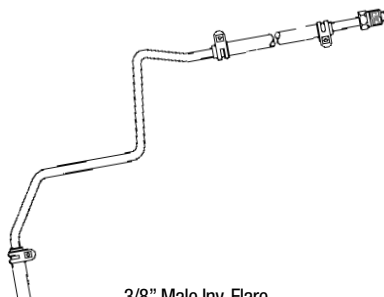
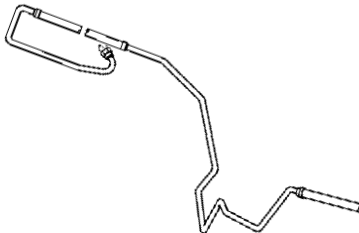
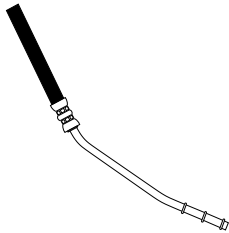

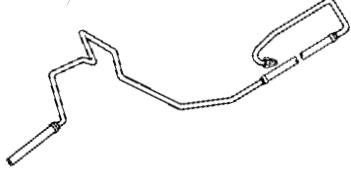
# Return Hose Illustration Guide

|                                      |
|--------------------------------------|
| SYSTEM<br>PUMP &<br>GEAR<br>IDENT.   |
| SYSTEM &<br>COM-<br>PONENT<br>IDENT. |
| PASS.<br>CARS                        |
| LIGHT<br>TRUCKS                      |
| MEDIUM/<br>HEAVY<br>TRUCKS           |
| BUSES                                |
| HOSE<br>NUMER-<br>ICAL               |
| REPAIR<br>KITS                       |
| KIT<br>NUMER-<br>ICAL                |

|  |                |   |                |   |                |
|--|----------------|---|----------------|---|----------------|
| <b>80167</b><br><br><br><br><b>7/16" I.D. Molded Reservoir Return Hose</b>  | <b>13 1/2"</b> | <b>80176</b><br><br><br><br><b>16mm Male "O" Ring</b>      | <b>36 1/4"</b> | <b>80185</b><br><br><br><br><b>3/8" I.D. Hose x 3/8" I.D. Hose</b> | <b>55 1/4"</b> |
| <b>80168</b><br><br><br><br><b>5/8" I.D. Molded Reservoir Return Hose</b>   | <b>20 3/4"</b> | <b>80177</b><br><br><br><br><b>14mm Female Inv. Flare</b>  | <b>37"</b>     | <b>80187</b><br><br><br><br><b>16mm Male "O" Ring</b>              | <b>17 3/4"</b> |
| <b>80169</b><br><br><br><br><b>3/8" I.D. Molded Reservoir Return Hose</b> | <b>27"</b>     | <b>80180</b><br><br><br><br><b>16mm Female Inv. Flare</b> | <b>32 1/2"</b> | <b>80192</b><br><br><br><br><b>16mm Female Inv. Flare</b>         | <b>40"</b>     |
| <b>80170</b><br><br><br><br><b>16mm Male "O" Ring</b>                     | <b>26"</b>     | <b>80182</b><br><br><br><br><b>16mm Banjo</b>            | <b>18"</b>     | <b>80194</b><br><br><br><br><b>16mm Male "O" Ring</b>            | <b>39 1/4"</b> |
| <b>80175</b><br><br><br><br><b>16mm Male "O" Ring</b>                     | <b>74 1/4"</b> | <b>80183</b><br><br><br><br><b>16mm Banjo</b>            | <b>34"</b>     | <b>80211</b><br><br><br><br><b>3/4" Female Inv. Flare</b>        | <b>22 1/2"</b> |

ILLUSTRATIONS

# Return Hose Illustration Guide

|   |  |   |
|---|--|---|
| <p><b>80220</b> 32 1/2"</p>  <p>5/8" I.D. Molded Reservoir Return Hose</p> | <p><b>91482</b> 68"</p>  <p>16mm Banjo</p>                | <p><b>91617</b> 72 3/4"</p>  <p>16mm Male Inv. Flare</p>             |
| <p><b>80222</b> 22 1/2"</p>  <p>3/8" Male Inv. Flare</p>                   | <p><b>91514</b> 57 3/4"</p>  <p>16mm Male Inv. Flare</p>  | <p><b>91639</b> 71 3/4"</p>  <p>16mm Swivel "O" Ring</p>             |
| <p><b>80259</b> 29"</p>  <p>16mm Male "O" Ring</p>                        | <p><b>91551</b> 26 13/16"</p>  <p>16mm Male "O" Ring</p> | <p><b>91640</b> 71 3/4"</p>  <p>3/8" Swivel "O" Ring (Type II)</p>  |
| <p><b>80344</b> 41"</p>  <p>16mm Male "O" Ring x 3/8" I.D. Hose</p>      | <p><b>91584</b> 52"</p>  <p>3/8" Male Inv. Flare</p>    | <p><b>91641</b> 79 5/8"</p>  <p>16mm Swivel "O" Ring</p>           |
| <p><b>80354</b> 15 1/4"</p>  <p>3/8" Beaded Tube x 3/8" I.D. Hose</p>    | <p><b>91598</b> 49 1/4"</p>  <p>16mm Male "O" Ring</p>  | <p><b>91642</b> 79 5/8"</p>  <p>3/8" Swivel "O" Ring (Type II)</p> |

SYSTEM  
PUMP &  
GEAR  
IDENT.

SYSTEM &  
COM-  
PONENT  
IDENT.

PASS.  
CARS

LIGHT  
TRUCKS

MEDIUM/  
HEAVY  
TRUCKS

BUSES

HOSE  
NUMER-  
ICAL

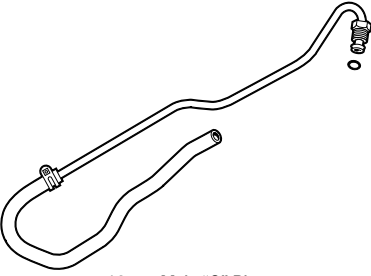
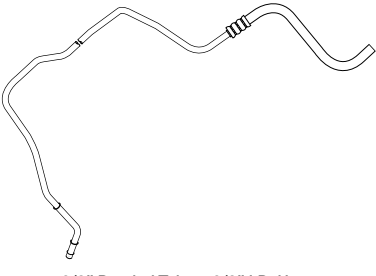
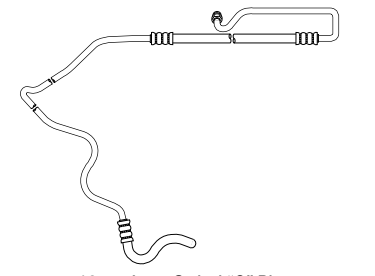

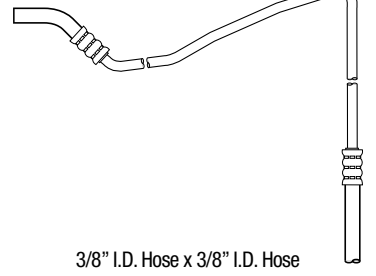
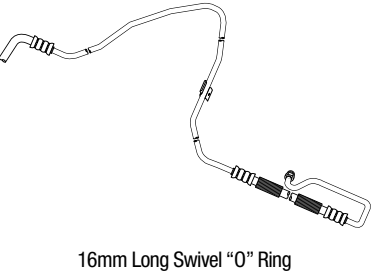
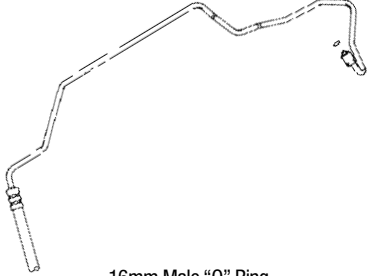
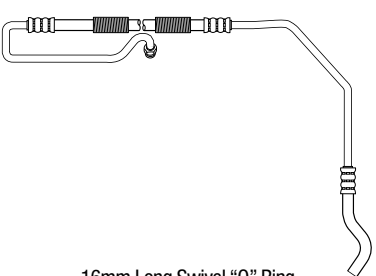
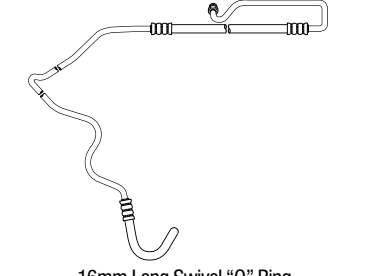
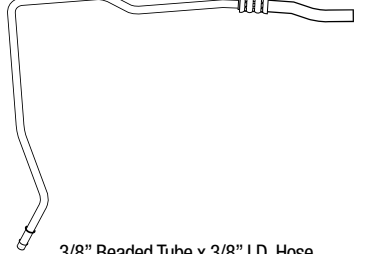
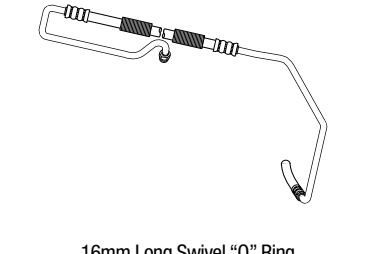
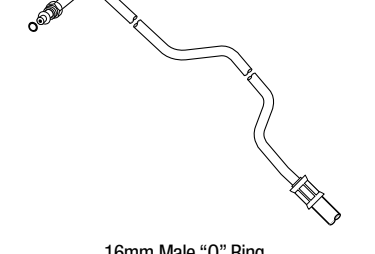
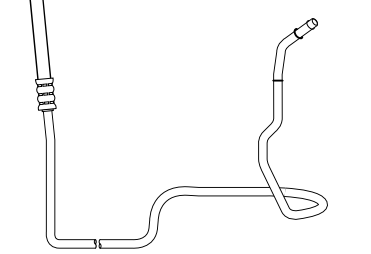
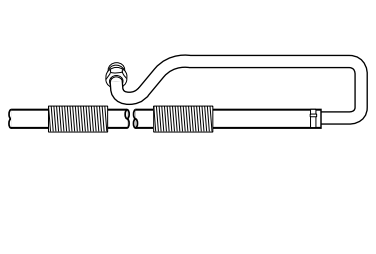
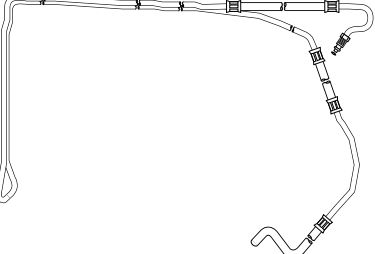
REPAIR  
KITS

KIT  
NUMER-  
ICAL

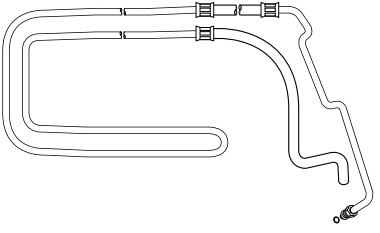
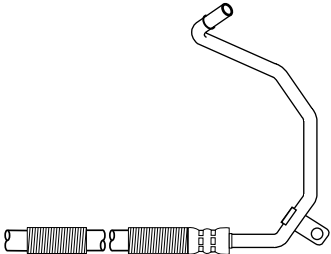
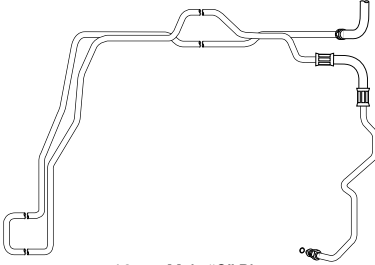
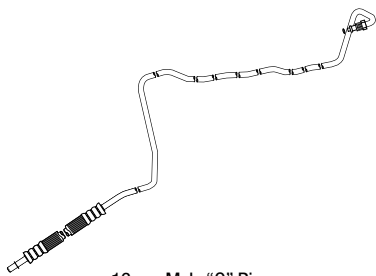
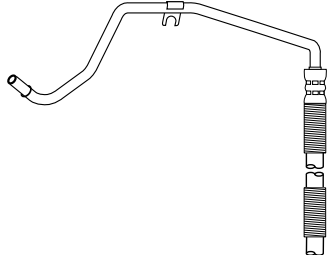
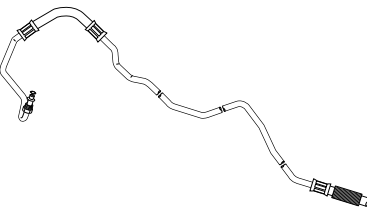
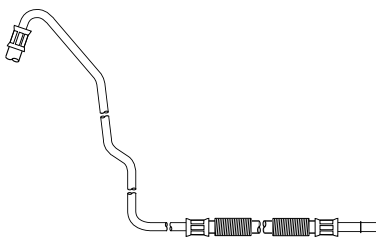
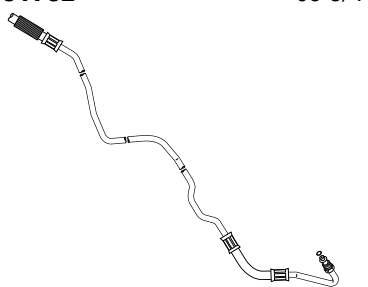
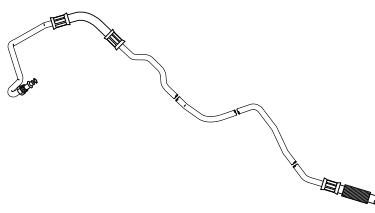
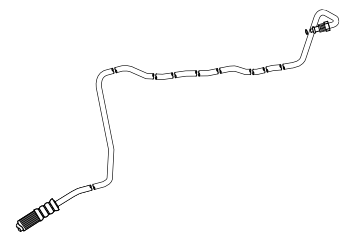
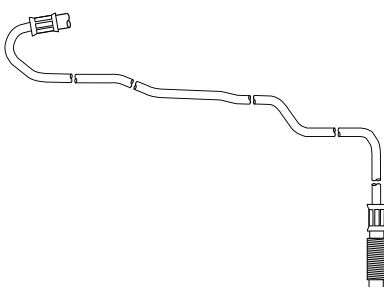
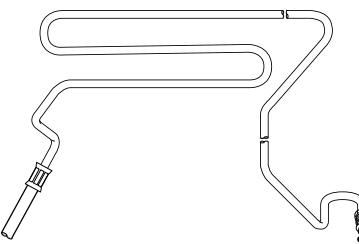
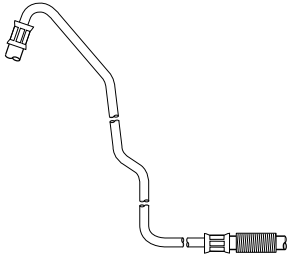
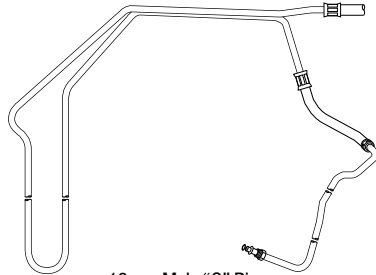
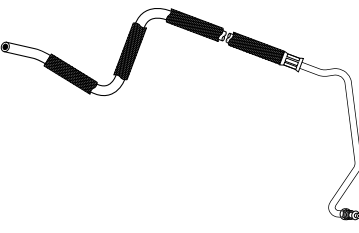
ILLUS-  
TRATIONS

# Return Hose Illustration Guide

|                                      |
|--------------------------------------|
| SYSTEM<br>PUMP &<br>GEAR<br>IDENT.   |
| SYSTEM &<br>COM-<br>PONENT<br>IDENT. |
| PASS.<br>CARS                        |
| LIGHT<br>TRUCKS                      |
| MEDIUM/<br>HEAVY<br>TRUCKS           |
| BUSES                                |
| HOSE<br>NUMER-<br>ICAL               |
| REPAIR<br>KITS                       |
| KIT<br>NUMER-<br>ICAL                |

|   |         |   |         |   |          |
|---|---------|---|---------|---|----------|
| <b>91648</b>  | 41 7/8" | <b>91770</b>  | 56 1/4" | <b>91775</b>  | 80 1/2"  |
|    |         |    |         |    |          |
| 16mm Male "O" Ring  |         | 3/8" Beaded Tube x 3/8" I.D. Hose   |         | 16mm Long Swivel "O" Ring   |          |
| <b>91649</b>  | 43 7/8" | <b>91771</b>  | 39 1/4" | <b>91776</b>  | 90"      |
|    |         |    |         |    |          |
| 16mm Male "O" Ring x 3/8" I.D. Hose   |         | 3/8" I.D. Hose x 3/8" I.D. Hose   |         | 16mm Long Swivel "O" Ring   |          |
| <b>91663</b>  | 59 3/8" | <b>91772</b>  | 63 3/4" | <b>91777</b>  | 81 3/4"  |
|   |         |   |         |   |          |
| 16mm Male "O" Ring  |         | 16mm Long Swivel "O" Ring   |         | 16mm Long Swivel "O" Ring   |          |
| <b>91768</b>  | 36"     | <b>91773</b>  | 67 3/4" | <b>91782</b>  | 36"      |
|  |         |  |         |  |          |
| 3/8" Beaded Tube x 3/8" I.D. Hose   |         | 16mm Long Swivel "O" Ring   |         | 16mm Male "O" Ring  |          |
| <b>91769</b>  | 60 1/2" | <b>91774</b>  | 61 1/2" | <b>91784</b>  | 191 1/2" |
|  |         |  |         |  |          |
| 3/8" Beaded Tube x 3/8" I.D. Hose   |         | 16mm Long Swivel "O" Ring   |         | 16mm Swivel "O" Ring  |          |

# Return Hose Illustration Guide

|   |  |  |
|---|--|--|
| <p><b>91785</b> 190 1/4"</p>  <p>16mm Male "O" Ring</p>                | <p><b>91790</b> 62 1/2"</p>  <p>3/8" Beaded Tube x 3/8" I.D. Hose</p> | <p><b>91795</b> 67 3/4"</p>  <p>16mm Male "O" Ring</p>      |
| <p><b>91786</b> 67"</p>  <p>16mm Male "O" Ring</p>                     | <p><b>91791</b> 64 1/2"</p>  <p>3/8" Beaded Tube x 3/8" I.D. Hose</p> | <p><b>91799</b> 67 1/4"</p>  <p>16mm Male "O" Ring</p>      |
| <p><b>91787</b> 63 3/4"</p>  <p>3/8" Beaded Tube x 3/8" I.D. Hose</p> | <p><b>91792</b> 65 3/4"</p>  <p>16mm Male "O" Ring</p>               | <p><b>91800</b> 67 3/8"</p>  <p>16mm Male "O" Ring</p>     |
| <p><b>91788</b> 71"</p>  <p>16mm Male "O" Ring</p>                   | <p><b>91793</b> 78 1/4"</p>  <p>3/8" I.D. Hose x 3/8" I.D. Hose</p> | <p><b>91802</b> 106 7/8"</p>  <p>16mm Swivel "O" Ring</p> |
| <p><b>91789</b> 76 1/2"</p>  <p>3/8" I.D. Hose x 3/8" I.D. Hose</p>  | <p><b>91794</b> 152 1/2"</p>  <p>16mm Male "O" Ring</p>             | <p><b>91803</b> 50 1/2"</p>  <p>16mm Male "O" Ring</p>    |

SYSTEM  
PUMP &  
GEAR  
IDENT.

SYSTEM &  
COM-  
PONENT  
IDENT.

PASS.  
CARS

LIGHT  
TRUCKS

MEDIUM/  
HEAVY  
TRUCKS

BUSES

HOSE  
NUMER-  
ICAL

REPAIR  
KITS

KIT  
NUMER-  
ICAL

ILLUST-  
RATIONS



# Return Hose Illustration Guide

SYSTEM PUMP & GEAR IDENT.

SYSTEM & COMPONENT IDENT.

PASS. CARS

LIGHT TRUCKS

MEDIUM/HEAVY TRUCKS

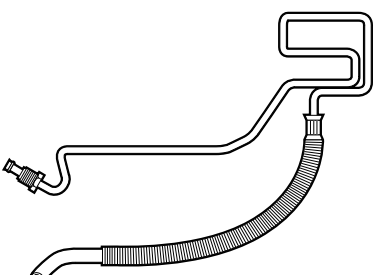
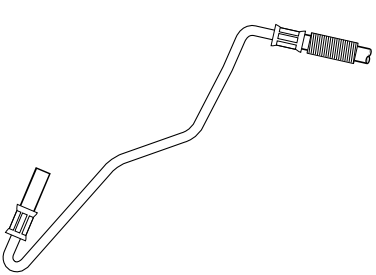
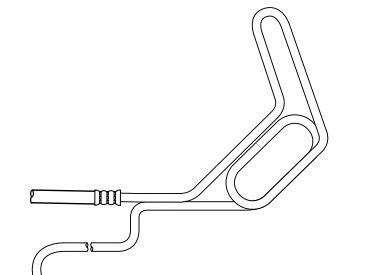
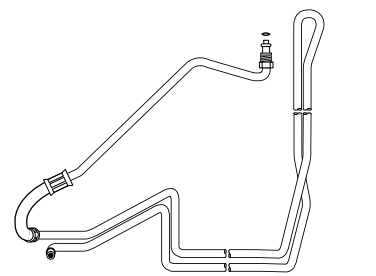
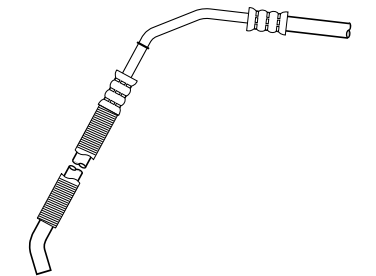
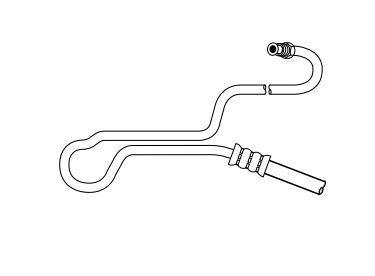
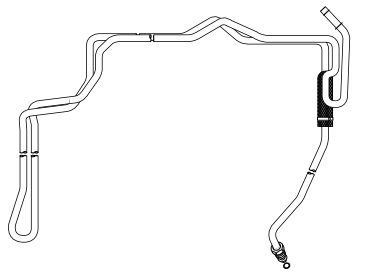
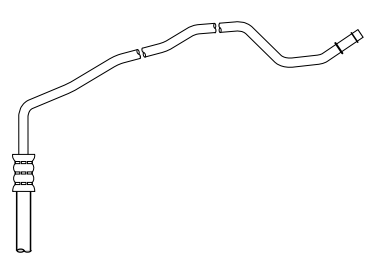
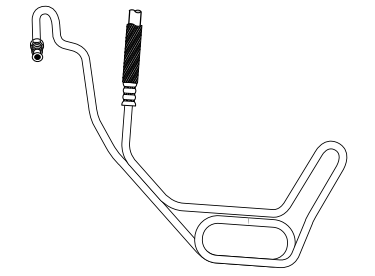
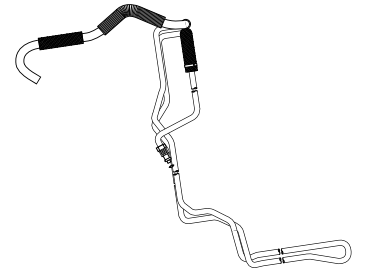
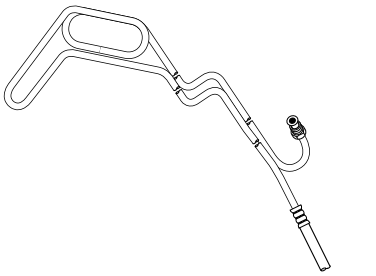
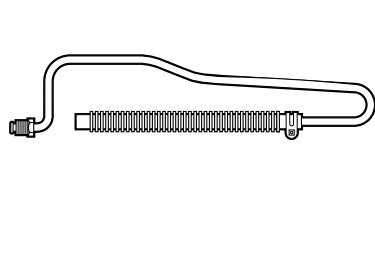
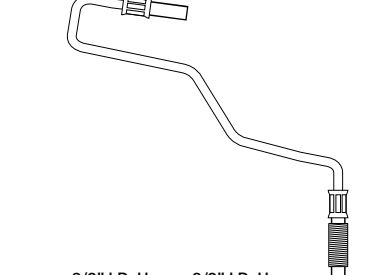
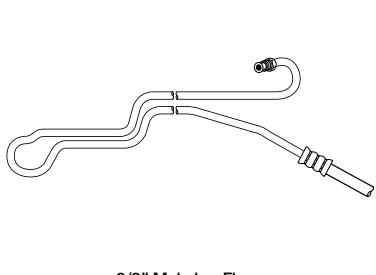
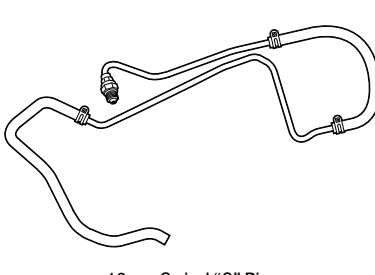
BUSES

HOSE NUMERICAL

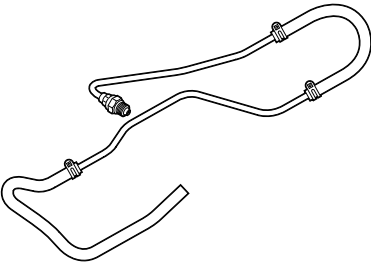
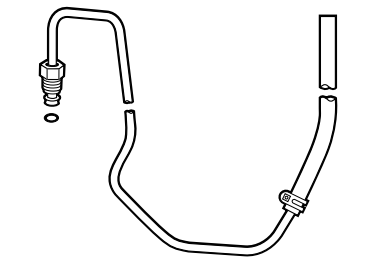
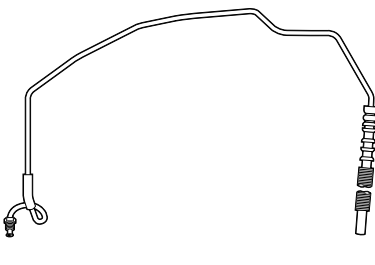
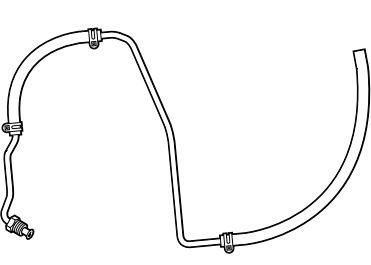
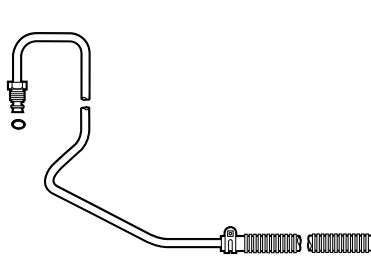
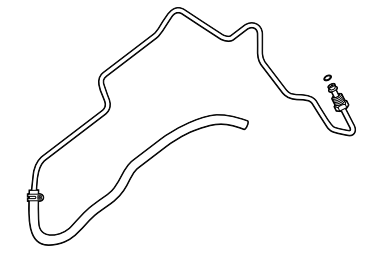
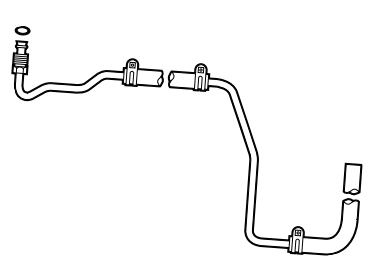
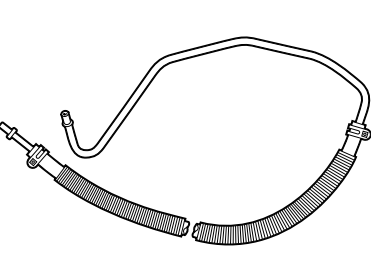
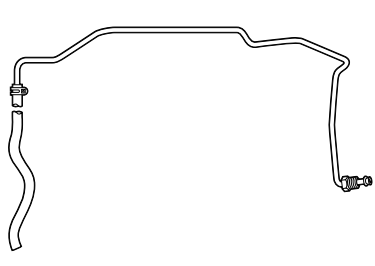
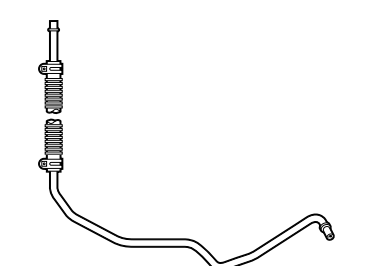
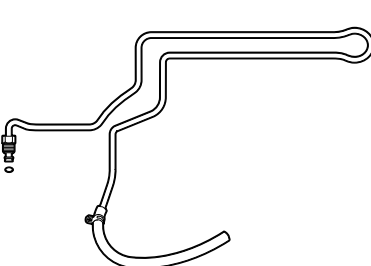
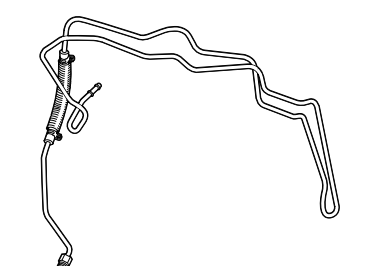
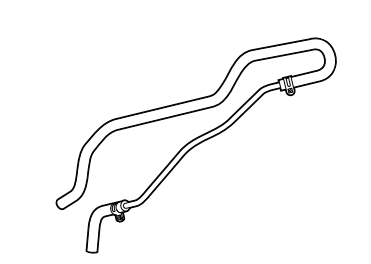
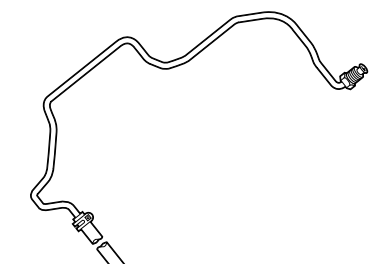
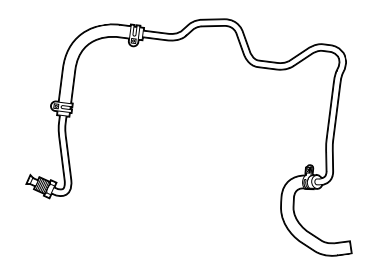
REPAIR KITS

KIT NUMERICAL

ILLUSTRATIONS

|   |          |   |          |   |          |
|---|----------|---|----------|---|----------|
| <b>91804</b>  | 71"      | <b>91818</b>  | 39 1/4"  | <b>91846</b>  | 104 1/4" |
|    |          |    |          |    |          |
| 16mm Male "O" Ring  |          | 3/8" I.D. Hose x 3/8" I.D. Hose   |          | 3/8" Male Inv. Flare  |          |
| <b>91805</b>  | 128 5/8" | <b>91832</b>  | 62"      | <b>91847</b>  | 48 1/4"  |
|    |          |    |          |    |          |
| 16mm Male "O" Ring  |          | 3/8" I.D. Hose x 3/8" I.D. Hose   |          | 3/8" Male Inv. Flare  |          |
| <b>91806</b>  | 124 3/8" | <b>91839</b>  | 58 3/4"  | <b>91849</b>  | 110 1/2" |
|   |          |   |          |   |          |
| 16mm Male "O" Ring  |          | 3/8" Beaded Tube x 3/8" I.D. Hose   |          | 3/8" Male Inv. Flare  |          |
| <b>91807</b>  | 142 5/8" | <b>91844</b>  | 114 5/8" | <b>91874</b>  | 32 3/4"  |
|  |          |  |          |  |          |
| 16mm Male "O" Ring  |          | 3/8" Male Inv. Flare  |          | 3/8" Male Inv. Flare  |          |
| <b>91816</b>  | 46 1/2"  | <b>91845</b>  | 60 1/2"  | <b>91881</b>  | 82 3/4"  |
|  |          |  |          |  |          |
| 3/8" I.D. Hose x 3/8" I.D. Hose   |          | 3/8" Male Inv. Flare  |          | 16mm Swivel "O" Ring  |          |

# Return Hose Illustration Guide

|   |  |  |
|---|--|--|
| <p><b>91882</b> 77 1/4"</p>  <p>16mm Swivel "O" Ring</p>   | <p><b>91890</b> 41 3/8"</p>  <p>16mm Male "O" Ring</p>  | <p><b>91905</b> 69 3/4"</p>  <p>16mm Male Inv. Flare</p>  |
| <p><b>91884</b> 45 3/8"</p>  <p>3/8" Male Inv. Flare</p>           | <p><b>91891</b> 52 3/8"</p>  <p>16mm Male "O" Ring</p>  | <p><b>91907</b> 73 3/4"</p>  <p>16mm Male "O" Ring</p>  |
| <p><b>91885</b> 54 1/4"</p>  <p>3/8" Male "O" Ring</p>              | <p><b>91892</b> 55 3/8"</p>  <p>3/8" Beaded Tube x 3/8" Beaded Tube</p> | <p><b>91909</b> 66 1/4"</p>  <p>16mm Male "O" Ring</p>   |
| <p><b>91887</b> 54 1/4"</p>  <p>3/8" Beaded Tube x 3/8" Beaded Tube</p> | <p><b>91899</b> 87 1/4"</p>  <p>16mm Male "O" Ring</p>  | <p><b>91911</b> 122 1/2"</p>  <p>16mm Male "O" Ring</p>   |
| <p><b>91888</b> 39 1/2"</p>  <p>3/8" I.D. Hose x 3/8" I.D. Hose</p>       | <p><b>91904</b> 62"</p>  <p>16mm Male Inv. Flare</p>  | <p><b>91912</b> 52"</p>  <p>3/8" Male Inv. Flare x 3/8" I.D. Hose</p> |

SYSTEM  
PUMP &  
GEAR  
IDENT.

SYSTEM &  
COM-  
PONENT  
IDENT.

PASS.  
CARS

LIGHT  
TRUCKS

MEDIUM/  
HEAVY  
TRUCKS

BUSES

HOSE  
NUMER-  
ICAL

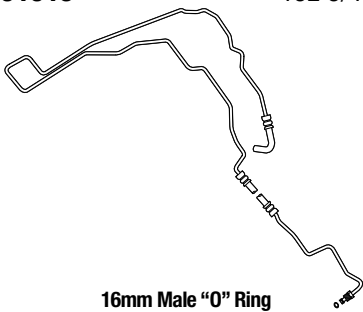
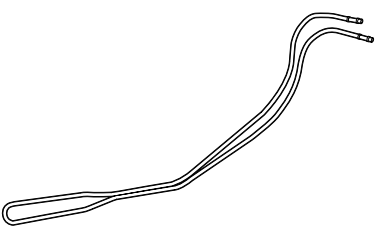
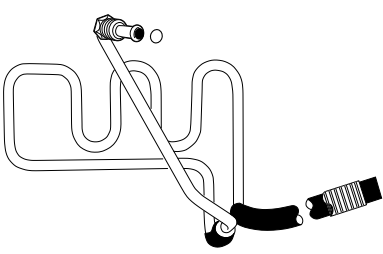
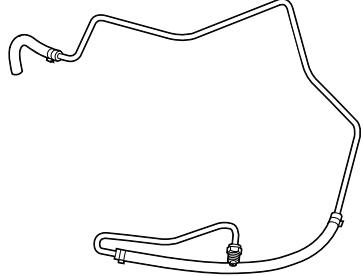
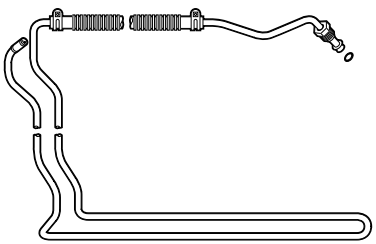

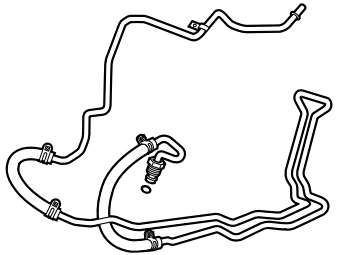
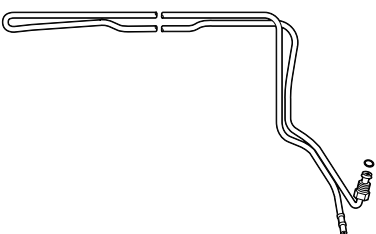
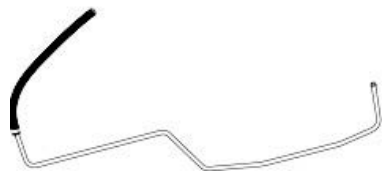
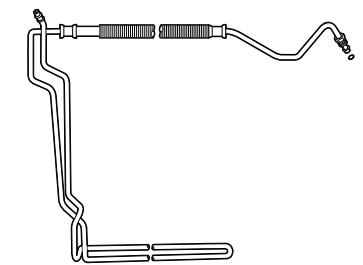
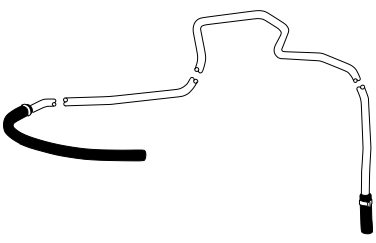
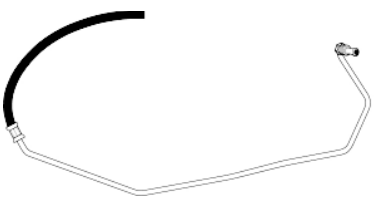
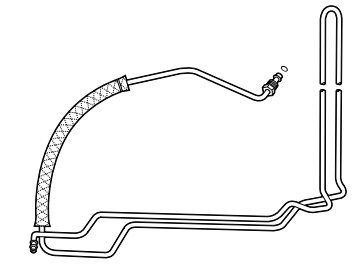
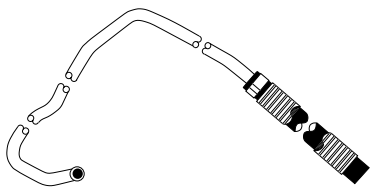
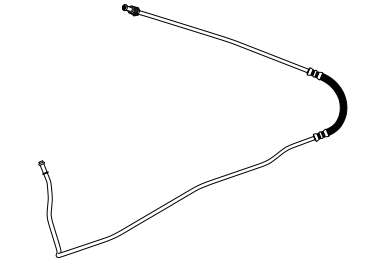
REPAIR  
KITS

KIT  
NUMER-  
ICAL

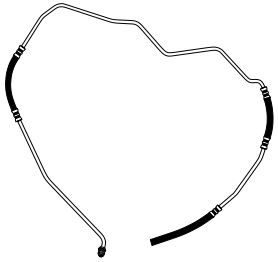
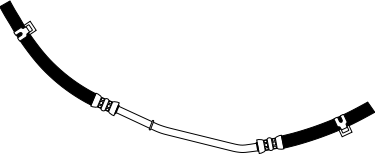
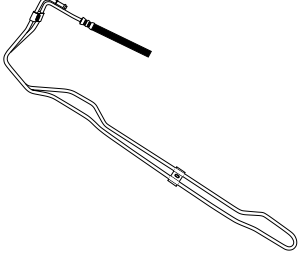
ILLUST-  
RATIONS

# Return Hose Illustration Guide

|                           |
|---------------------------|
| SYSTEM PUMP & GEAR IDENT. |
| SYSTEM & COMPONENT IDENT. |
| PASS. CARS                |
| LIGHT TRUCKS              |
| MEDIUM/HEAVY TRUCKS       |
| BUSES                     |
| HOSE NUMERICAL            |
| REPAIR KITS               |
| KIT NUMERICAL             |

|  |  |   |
|--|--|---|
| <p><b>91913</b> 132 3/4"</p>  <p>16mm Male "O" Ring</p>   | <p><b>91938</b> 75 3/4"</p>  <p>3/8" Beaded Tube</p>                  | <p><b>92065</b> 83 1/4"</p>  <p>16mm Male "O" Ring</p>                             |
| <p><b>91914</b> 72 1/4"</p>  <p>16mm Swivel "O" Ring</p>  | <p><b>91939</b> 139 3/4"</p>  <p>16mm Male "O" Ring</p>               | <p><b>92074</b> 72 3/4"</p>  <p>16mm Male "O" Ring</p>                             |
| <p><b>91915</b> 201 3/8"</p>  <p>16mm Male "O" Ring</p>  | <p><b>91959</b> 101 1/2"</p>  <p>16mm Male "O" Ring</p>              | <p><b>92075</b> 51 3/8"</p>  <p>3/8" Beaded Tube x 11/32" I.D. Hose</p>           |
| <p><b>91936</b> 142 1/2"</p>  <p>16mm Male "O" Ring</p> | <p><b>92002</b> 62 1/2"</p>  <p>3/8" I.D. Hose x 3/8" I.D. Hose</p> | <p><b>92097</b> 53"</p>  <p>16mm Male "O" Ring x 3/8" I.D. Hose</p>              |
| <p><b>91937</b> 125 1/4"</p>  <p>16mm Male "O" Ring</p> | <p><b>92003</b> 34"</p>  <p>3/8" Beaded Tube x 3/8" I.D. Hose</p>   | <p><b>92126</b> 63 1/4"</p>  <p>16mm Long Swivel "O" Ring x 3/8" Beaded Tube</p> |

# Return Hose Illustration Guide

|  |
|--|
| <p><b>92127</b> <span style="float: right;">84 1/2"</span></p>  <p>16mm Long Swivel "O" Ring x 3/8" I.D. Hose</p> |
| <p><b>92128</b> <span style="float: right;">22"</span></p>  <p>3/8" I.D. Hose x 3/8" I.D. Hose</p>                |
| <p><b>92129</b> <span style="float: right;">102 1/4"</span></p>  <p>3/8" Beaded Tube x 3/8" I.D. Hose</p>        |

SYSTEM  
PUMP &  
GEAR  
IDENT.

SYSTEM &  
COM-  
PONENT  
IDENT.

PASS.  
CARS

LIGHT  
TRUCKS

MEDIUM/  
HEAVY  
TRUCKS

BUSES

HOSE  
NUMER-  
ICAL

REPAIR  
KITS

KIT  
NUMER-  
ICAL

ILLUST-  
RATIONS



# Bulk Return Hose Numerical Listing

|                           |
|---------------------------|
| SYSTEM PUMP & GEAR IDENT. |
| SYSTEM & COMPONENT IDENT. |
| PASS. CARS                |
| LIGHT TRUCKS              |
| MEDIUM/HEAVY TRUCKS       |
| BUSES                     |
| HOSE NUMERICAL            |
| REPAIR KITS               |
| KIT NUMERICAL             |

|  |  |                       |
|--|--|-----------------------|
| <b>C.P.E. Return Hose (Chlorinated Polyethylene)</b> | <b>S.A.E J189 Return Hose (11/32")</b> | <b>Reservoir Hose</b> |
|--|--|-----------------------|

**Burst Strength: 1000 psi**  
**Oil Temp. (°F): 300 ±5**  
**Ambient Temp. (°F): 300 ±10**

**Burst Strength: 1000 psi**  
**Oil Temp. (°F): 300 ±5**  
**Ambient Temp. (°F): 275 ±10**

**Burst Strength: 500 psi**  
**Oil Temp. (°F): 212**  
**Ambient Temp. (°F): 200**



| Part No. | Hose I.D. | Hose Lgth |
|----------|-----------|-----------|
| 71350    | 3/8"      | 25'       |
| 81352    | 3/8"      | 48"       |

| Part No. | Hose I.D. | Hose Lgth |
|----------|-----------|-----------|
| 80062    | 11/32"    | 12"       |
| 80063    | 11/32"    | 24"       |
| 80064    | 11/32"    | 36"       |
| 81353    | 11/32"    | 25'       |

| Part No. | Hose I.D. | Hose Lgth |
|----------|-----------|-----------|
| 71207    | 5/8"      | 42"       |
| 81355    | 5/8"      | 10'       |

|                                       |                       |
|---------------------------------------|-----------------------|
| <b>S.A.E. J189 Return Hose (3/8")</b> | <b>Reservoir Hose</b> |
|---------------------------------------|-----------------------|

**Burst Strength: 1000 psi**  
**Oil Temp. (°F): 275**  
**Ambient Temp. (°F): 275 ±10**

**Burst Strength: 1000 psi**  
**Oil Temp. (°F): 212**  
**Ambient Temp. (°F): 158**

**Burst Strength: 175 psi**  
**Oil Temp. (°F): 275**  
**Ambient Temp. (°F): 275**




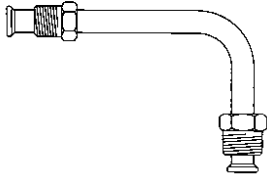
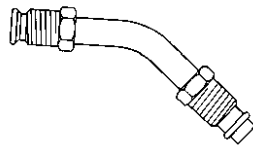
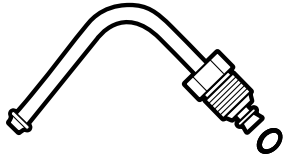
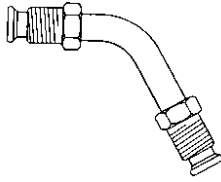
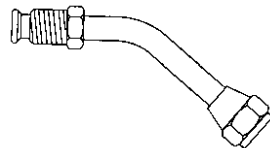


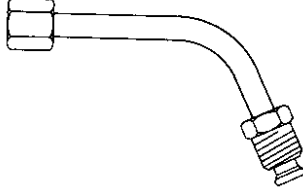
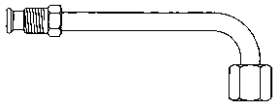

| Part No. | Hose I.D. | Hose Lgth |
|----------|-----------|-----------|
| 71206    | 3/8"      | 25"       |
| 71224    | 3/8"      | 48"       |
| 71236    | 3/8"      | 24"       |
| 81206    | 3/8"      | 36'       |

| Part No. | Hose I.D. | Hose Lgth |
|----------|-----------|-----------|
| 71296    | 1/2"      | 36"       |
| 71297    | 3/4"      | 36"       |
| 81354    | 1/2"      | 10'       |
| 81356    | 3/4"      | 10'       |

| Part No. | Hose I.D. | Hose Lgth |
|----------|-----------|-----------|
| 71351    | 5/8"      | 36"       |

ILLUSTRATIONS

# Heavy Duty Truck and Tractor Universal Illustration Guide

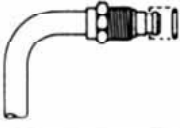


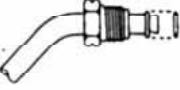

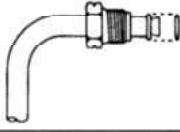
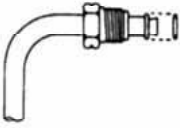
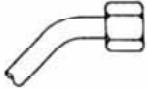
|   |  |  |
|---|--|--|
| <p><b>39136</b></p>  <p style="text-align: center;"><b>3/8" Male inv. Flare x 3/8" Female S.A.E.</b></p>   | <p><b>39212</b></p>  <p style="text-align: center;"><b>3/8" Male Inv. Flare x 7/16" Male Inv. Flare</b></p>   | <p><b>39855</b></p>  <p style="text-align: center;"><b>3/8" Male Inv. Flare x<br/>3/8" Male Inv. Flare w/"O" Ring</b></p> |
| <p><b>39139</b></p>  <p style="text-align: center;"><b>17mm Male "O" Ring</b></p>                          | <p><b>39319</b></p>  <p style="text-align: center;"><b>3/8" Male Inv. Flare x 3/8" Male Inv. Flare</b></p>    | <p><b>39856</b></p>  <p style="text-align: center;"><b>3/8" Male Inv. Flare x 3/8" Female S.A.E.</b></p>                  |
| <p><b>39160</b></p>  <p style="text-align: center;"><b>3/8" Male inv. Flare x 3/8" Female S.A.E.</b></p>  | <p><b>39504</b></p>  <p style="text-align: center;"><b>3/8" Male Inv. Flare x 3/8" Male Inv. Flare</b></p>  | <p><b>39857</b></p>  <p style="text-align: center;"><b>5/16" Female S.A.E. x 3/8" Male Inv. Flare</b></p>                |
| <p><b>39198</b></p>  <p style="text-align: center;"><b>3/8" Male inv. Flare x 3/8" Female S.A.E.</b></p> | <p><b>39852</b></p>  <p style="text-align: center;"><b>3/8" Male Inv. Flare x 7/16" Male Inv. Flare</b></p> |  |

| Part Number | Hose Length | Includes End Fittings             |
|-------------|-------------|-----------------------------------|
| 71298       | 13"         | 39136, 39160, 39319, 39504, 39854 |
| 71299       | 17"         | 39136, 39160, 39319, 39504, 39854 |
| 71300       | 24"         | 39160, 39319, 39504, 39852        |
| 71301       | 33"         | (2) 39319, 39852                  |
| 71302       | 36"         | 39160, 39319, 39504, 39854        |
| 71303       | 45"         | 39160, 39319, 39504               |
| 71304       | 55"         | 39160, 39198, 39319, 39504        |
| 71305       | 75"         | 39160, 39212, 39319, 39504        |


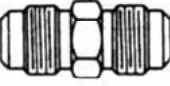


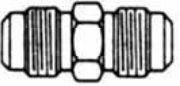

- SYSTEM PUMP & GEAR IDENT.
- SYSTEM & COMPONENT IDENT.
- PASS. CARS
- LIGHT TRUCKS
- MEDIUM/HEAVY TRUCKS
- BUSES
- HOSE NUMERICAL
- REPAIR KITS
- KIT NUMERICAL

ILLUSTRATIONS

## Bent Tube Fittings

| Part No.  | Description                                | Tube Size | Thread        | Part No.   | Description                          | Tube Size | Thread        |
|---|--|-----------|---------------|--|--------------------------------------|-----------|---------------|
| <b>24000</b><br> | 3/8" Ford Swivel "O" Ring Type I 90° Elbow | 3/8       | 5/8-18 UNF-2A | <b>24004</b><br> | 18mm Metric "O" Ring Flare-Straight  | 3/8       | M18 x 1.5-6g  |
| <b>24001</b><br> | 16mm Metric "O" Ring Flare-Straight        | 3/8       | M16 x 1.5-6g  | <b>24005</b><br> | 18mm Metric "O" Ring Flare-45° Elbow | 3/8       | M18 x 1.5-6g  |
| <b>24002</b><br> | 16mm Metric "O" Ring Flare-45° Elbow       | 3/8       | M16 x 1.5-6g  | <b>24006</b><br> | 18mm Metric "O" Ring Flare-90° Elbow | 3/8       | M18 x 1.5-6g  |
| <b>24003</b><br> | 16mm Metric "O" Ring Flare-90° Elbow       | 3/8       | M16 x 1.5-6g  | <b>24007</b><br>  | 3/8" SAE 45° Female Swivel-45° Elbow | 3/8       | 5/8-18 UNF-2B |

## Adapters

| Part No.  | Description            | Tube Size | Thread | Part No.   | Description             | Tube Size | Thread                         |
|---|------------------------|-----------|--------|--|-------------------------|-----------|--------------------------------|
| <b>123500*</b><br> | SAE 45° Inverted Union | 5/16      | 1/2-20 | <b>142800*</b><br>   | SAE 45° Male Union      | 1/2       | 3/4-16                         |
| <b>123600*</b><br> | SAE 45° Inverted Union | 3/8       | 5/8-18 | <b>1404-7-6B</b><br> | SAE 45° to SAE 45° Inv. | 3/8       | (11/16-18 Inv)<br>(5/8-18 SAE) |
| <b>142600*</b><br> | SAE 45° Male Union     | 3/8       | 5/8-18 | <b>252660*</b><br>   | SAE 45° to SAE 45° Inv. | 3/8       | 5/8-16                         |

SYSTEM  
PUMP &  
GEAR  
IDENT.

SYSTEM &  
COM-  
PONENT  
IDENT.

PASS.  
CARS

LIGHT  
TRUCKS

MEDIUM/  
HEAVY  
TRUCKS

BUSES

HOSE  
NUMER-  
ICAL

REPAIR  
KITS

KIT  
NUMER-  
ICAL

ILLUST-  
RATIONS